


Attachment 1

➤ Test Setup Photograph

<Conducted Emission>

Test Mode : Mode 1: Transmit_DH5

Description : Front View of Conducted Emission Test Setup



Test Mode : Mode 1: Transmit_DH5


Description : Back View of Conducted Emission Test Setup



<Radiated Emission>


Test Mode : Mode 1: Transmit_DH5
Mode 2: Transmit_2DH5
Mode 3: Transmit_3DH5

Description : Front View of Radiated Emission Test Setup (Bi-Log)



Test Mode : Mode 1: Transmit_DH5
Mode 2: Transmit_2DH5
Mode 3: Transmit_3DH5

Description : Back View of Radiated Emission Test Setup (Bi-Log)



Test Mode : Mode 1: Transmit_DH5
Mode 2: Transmit_2DH5
Mode 3: Transmit_3DH5

Description : Front View of Radiated Emission Test Setup (Horn)



Test Mode : Mode 1: Transmit_DH5
Mode 2: Transmit_2DH5
Mode 3: Transmit_3DH5

Description : Back View of Radiated Emission Test Setup (Horn)

