

# 1 Annex A – Test setup

## 1.1 List of Pictures

|   |   |
|---|---|
| Picture 1: EUT test setup radiated emission test < 30 MHz (front view) .....        | 2 |
| Picture 2: EUT test setup radiated emission test < 30 MHz (rear view).....          | 2 |
| Picture 3: EUT test setup radiated emission test - 30 MHz - 1 GHz (front view)..... | 3 |
| Picture 4: EUT test setup radiated emission test - 30 MHz - 1 GHz (rear view) ..... | 3 |
| Picture 5: EUT test setup radiated emission test > 1 GHz (front view) .....         | 4 |
| Picture 6: EUT test setup radiated emission test > 1 GHz (rear view).....           | 4 |
| Picture 7: EUT test setup conducted emission test (front view).....                 | 5 |
| Picture 8: EUT test setup conducted emission test (rear view).....                  | 5 |



EMV **TESTHAUS** GmbH  
Gustav-Hertz-Straße 35  
94315 Straubing  
Germany  
Revision: 1.7


DESKO GmbH  
Passport Scanner  
PENTA Scanner Cube

170569-AU02+W03  
Annex A


Page 1 of 5



Picture 1: EUT test setup radiated emission test < 30 MHz (front view)



Picture 2: EUT test setup radiated emission test < 30 MHz (rear view)




Picture 3: EUT test setup radiated emission test - 30 MHz - 1 GHz (front view)




Picture 4: EUT test setup radiated emission test - 30 MHz - 1 GHz (rear view)



Picture 5: EUT test setup radiated emission test > 1 GHz (front view)



Picture 6: EUT test setup radiated emission test > 1 GHz (rear view)



Picture 7: EUT test setup conducted emission test (front view)



Picture 8: EUT test setup conducted emission test (rear view)