

# 1 Annex B – EUT pictures external & internal

## 1.1 List of Pictures

Picture 1: PCB antenna 2063512:4612 - top side.....2

Picture 2: PCB antenna 2063512:4612 - bottom side.....2

Picture 3: PCB antenna 2009168:4834 - top side.....3

Picture 4: PCB antenna 2009168:4834 - bottom side.....3

Picture 5: PCB antenna 2063503:4477 small (left half) / large (right half) – top side.....4

Picture 6: PCB antenna 2063503:4477 small (right half) / large (left half) - bottom side ...4

Picture 7: PCB antenna 2063513:5170 - top side.....5

Picture 8: PCB antenna 2063513:5170 - bottom side.....5

Picture 9: PCB antenna 2063514:5171 - top side.....6

Picture 10: PCB antenna 2063514:5171 - bottom side.....6

Picture 11: RFID reader module (EUT) - top side.....7

Picture 12: RFID reader module (EUT) - bottom side.....7

Picture 13: EUT - top side, without shielding .....8




EMV **TESTHAUS** GmbH  
 Gustav-Hertz-Straße 35  
 94315 Straubing  
 Germany

DESKO GmbH  
 RFID reader module  
 RFID Reader Module




Picture 1: PCB antenna 2063512:4612 - top side




Picture 2: PCB antenna 2063512:4612 - bottom side






Picture 3: PCB antenna 2009168:4834 - top side




Picture 4: PCB antenna 2009168:4834 - bottom side






Picture 5: PCB antenna 2063503:4477 small (left half) / large (right half) – top side




Picture 6: PCB antenna 2063503:4477 small (right half) / large (left half) - bottom side



EMV-Testhaus GmbH


Picture 7: PCB antenna 2063513:5170 - top side




EMV-Testhaus GmbH

Picture 8: PCB antenna 2063513:5170 - bottom side





Picture 9: PCB antenna 2063514:5171 - top side



Picture 10: PCB antenna 2063514:5171 - bottom side






Picture 11: RFID reader module (EUT) - top side



Picture 12: RFID reader module (EUT) - bottom side



Picture 13: EUT - top side, without shielding