



## DOSSIER BACKPLANE RF Unit

**PRODUCT:** BACKPLANE RF UNIT

**CODE:** B800014\_FDS

**VERSION:** 01

**REVISION:** 00

**DATE:** 28/12/07

**CLASSIFICATION:**

General information

Internal document


### DOCUMENT MAINTENANCE

THIS DOCUMENT HAS 4 PAGES

EDIT.	DATE	AUTHOR	DESCRIPTION
1.0	28/12/07	A. Narvaiza	Pictures of BACKPLANE RF Unit

### DOCUMENT APPROVAL

ACTIVITY	NAME	DATE	SIGNATURE
Prepared			
Revised Project Manager			
Approved R&D Director			

 <b>teltronic</b>	<b>DOSSIER BACKPLANE RF UNIT</b>	<b>Code:</b> DOSSIER_BACKPLANE_ RF_Unit.doc	
		<b>Date:</b> 28/12/07	<b>Page:</b> 2 of 4

**Disclaimer**

*Although every reasonable effort has been made to ensure the accuracy of the information contained herein and any other referred document, this should not be construed as a commitment on the part of Teltronic S.A. Unipersonal, and the liability of Teltronic S.A. Unipersonal for any errors and omissions shall be limited to the correction of such errors and omissions. Teltronic S.A. Unipersonal welcomes any comment as a way to improve any delivered documentation.*

*The information contained herein has been prepared for the use of appropriately trained personnel, and it is intended for the purpose of the agreement under which the information is submitted. Any party using or relying upon this information assumes full responsibility for such use and in no event shall Teltronic S.A. Unipersonal be liable to anyone for especial, collateral, incidental, or consequential damages in connection with or arising out of the use of this information.*

*The information or statements given in these documents regarding the suitability, capacity or performance of the mentioned hardware or software products cannot be considered binding but shall be defined in the agreement made between Teltronic S.A. Unipersonal and the customer.*

*Teltronic S.A. Unipersonal reserves the right to revise these documents and to make changes to its content at any time, without prior notification.*

**Copyrights**

*No part of the information contained herein and the other referred documents may be copied, distributed or transmitted by any means to any other party without prior written permission of Teltronic S.A. Unipersonal. The distribution of this document may be also covered by NDA (non-disclosure agreement) between Teltronic S.A. Unipersonal and the receiver.*

*Please also note that part of these contents even may be covered by patent rights.*

*This document, the referred documents and the described product are considered protected by copyright according to the applicable laws.*

*Teltronic and the Teltronic logo are registered trademarks of Teltronic S.A. Unipersonal.*


*Copyright © Teltronic S.A. Unipersonal. All rights reserved.*

**CONTENTS:**


- 1. BACKPLANE RF UNIT.....4
  - 1.1. BACKPLANE PCB TOP LAYER PICTURE .....4
  - 1.2. BACKPLANE PCB BOTTOM LAYER PICTURE .....4

## 1. BACKPLANE RF UNIT

### 1.1. BACKPLANE PCB TOP LAYER PICTURE



### 1.2. BACKPLANE PCB BOTTOM LAYER PICTURE





## DOSSIER BSYNC RF Unit

**PRODUCT:** BSYNC

**CODE:** B800014\_FDS

**VERSION:** 01

**REVISION:** 00

**DATE:** 14/04/09

**CLASSIFICATION:**

General information

Internal document

### DOCUMENT MAINTENANCE

THIS DOCUMENT HAS 5 PAGES

EDIT.	DATE	AUTHOR	DESCRIPTION
1.0	14/04/09	A. Narvaiza	Pictures of BSYNC

### DOCUMENT APPROVAL

ACTIVITY	NAME	DATE	SIGNATURE
Prepared			
Revised Project Manager			
Approved R&D Director			



## DOSSIER BSYNC RF UNIT

Code: DOSSIER\_BSYNC\_RF\_Unit

Date: 14/04/09

Page: 2 of 5

### **Disclaimer**

*Although every reasonable effort has been made to ensure the accuracy of the information contained herein and any other referred document, this should not be construed as a commitment on the part of Teltronic S.A. Unipersonal, and the liability of Teltronic S.A. Unipersonal for any errors and omissions shall be limited to the correction of such errors and omissions. Teltronic S.A. Unipersonal welcomes any comment as a way to improve any delivered documentation.*

*The information contained herein has been prepared for the use of appropriately trained personnel, and it is intended for the purpose of the agreement under which the information is submitted. Any party using or relying upon this information assumes full responsibility for such use and in no event shall Teltronic S.A. Unipersonal be liable to anyone for especial, collateral, incidental, or consequential damages in connection with or arising out of the use of this information.*

*The information or statements given in these documents regarding the suitability, capacity or performance of the mentioned hardware or software products cannot be considered binding but shall be defined in the agreement made between Teltronic S.A. Unipersonal and the customer.*

*Teltronic S.A. Unipersonal reserves the right to revise these documents and to make changes to its content at any time, without prior notification.*

### **Copyrights**

*No part of the information contained herein and the other referred documents may be copied, distributed or transmitted by any means to any other party without prior written permission of Teltronic S.A. Unipersonal. The distribution of this document may be also covered by NDA (non-disclosure agreement) between Teltronic S.A. Unipersonal and the receiver.*

*Please also note that part of these contents even may be covered by patent rights.*

*This document, the referred documents and the described product are considered protected by copyright according to the applicable laws.*

*Teltronic and the Teltronic logo are registered trademarks of Teltronic S.A. Unipersonal.*

*Copyright © Teltronic S.A. Unipersonal. All rights reserved.*



**DOSSIER BSYNC  
RF UNIT**

**Code:** DOSSIER\_BSYNC\_RF\_Unit

**Date:** 14/04/09



**Page:** 3 of 5

**CONTENTS:**

<b>1.</b>	<b>BSYNC .....</b>	<b>4</b>
<b>1.1.</b>	<b>FRONT PICTURE.....</b>	<b>4</b>
<b>1.2.</b>	<b>BSYNC PCB TOP LAYER PICTURE .....</b>	<b>5</b>
<b>1.3.</b>	<b>BSYNC PCB BOTTOM LAYER PICTURE.....</b>	<b>5</b>

**1. BSYNC****1.1. FRONT PICTURE**



**1.2. BSYNC PCB TOP LAYER PICTURE****1.3. BSYNC PCB BOTTOM LAYER PICTURE**



## DOSSIER RCPU P25 RF Unit

**PRODUCT:** RCPU P25

**CODE:** B800014\_FDS

**VERSION:** 01

**REVISION:** 00

**DATE:** 5/09/08

**CLASSIFICATION:**

General information

Internal document

### DOCUMENT MAINTENANCE

THIS DOCUMENT HAS 6 PAGES

EDIT.	DATE	AUTHOR	DESCRIPTION
1.0	5/09/08	A. Narvaiza	Pictures of RCPU P25

### DOCUMENT APPROVAL

ACTIVITY	NAME	DATE	SIGNATURE
Prepared			
Revised Project Manager			
Approved R&D Director			



**DOSSIER RCPU P25  
RF UNIT**

**Code:** DOSSIER\_RCPU\_  
P25\_RF\_Unit.doc

**Date:** 5/09/08

**Page:** 2 of 6

**Disclaimer**

*Although every reasonable effort has been made to ensure the accuracy of the information contained herein and any other referred document, this should not be construed as a commitment on the part of Teltronic S.A. Unipersonal, and the liability of Teltronic S.A. Unipersonal for any errors and omissions shall be limited to the correction of such errors and omissions. Teltronic S.A. Unipersonal welcomes any comment as a way to improve any delivered documentation.*

*The information contained herein has been prepared for the use of appropriately trained personnel, and it is intended for the purpose of the agreement under which the information is submitted. Any party using or relying upon this information assumes full responsibility for such use and in no event shall Teltronic S.A. Unipersonal be liable to anyone for especial, collateral, incidental, or consequential damages in connection with or arising out of the use of this information.*

*The information or statements given in these documents regarding the suitability, capacity or performance of the mentioned hardware or software products cannot be considered binding but shall be defined in the agreement made between Teltronic S.A. Unipersonal and the customer.*

*Teltronic S.A. Unipersonal reserves the right to revise these documents and to make changes to its content at any time, without prior notification.*

**Copyrights**

*No part of the information contained herein and the other referred documents may be copied, distributed or transmitted by any means to any other party without prior written permission of Teltronic S.A. Unipersonal. The distribution of this document may be also covered by NDA (non-disclosure agreement) between Teltronic S.A. Unipersonal and the receiver.*

*Please also note that part of these contents even may be covered by patent rights.*

*This document, the referred documents and the described product are considered protected by copyright according to the applicable laws.*

*Teltronic and the Teltronic logo are registered trademarks of Teltronic S.A. Unipersonal.*

*Copyright © Teltronic S.A. Unipersonal. All rights reserved.*



**DOSSIER RCPU P25  
RF UNIT**

**Code:** DOSSIER\_RCPU\_  
P25\_RF\_Unit.doc

**Date:** 5/09/08

**Page:** 3 of 6


**CONTENTS:**


**1. RCPU .....4**

**1.1. FRONT PICTURE.....4**

**1.2. RCPU PCB TOP LAYER PICTURE .....5**

**1.3. RCPU PCB BOTTOM LAYER PICTURE .....6**

**1. RCPU****1.1. FRONT PICTURE**

**1.2. RCPU PCB TOP LAYER PICTURE**

**1.3. RCPU PCB BOTTOM LAYER PICTURE**



## DOSSIER RPA P25 RF Unit

**PRODUCT:** RPA P25

**CODE:** B800014\_FDS

**VERSION:** 01

**REVISION:** 00

**DATE:** 28/04/09

**CLASSIFICATION:**

General information

Internal document

### DOCUMENT MAINTENANCE


THIS DOCUMENT HAS 14 PAGES

EDIT.	DATE	AUTHOR	DESCRIPTION
1.0	28/04/09	A. Narvaiza	Pictures of RPA P25

### DOCUMENT APPROVAL

ACTIVITY	NAME	DATE	SIGNATURE
Prepared			
Revised Project Manager			
Approved R&D Director			



 <b>teltronic</b>	<b>DOSSIER RPA P25 RF UNIT</b>	<b>Code:</b> DOSSIER_RPA_P25_RF_Unit.doc	
		<b>Date:</b> 28/04/09	<b>Page:</b> 2 of 14

**Disclaimer**

*Although every reasonable effort has been made to ensure the accuracy of the information contained herein and any other referred document, this should not be construed as a commitment on the part of Teltronic S.A. Unipersonal, and the liability of Teltronic S.A. Unipersonal for any errors and omissions shall be limited to the correction of such errors and omissions. Teltronic S.A. Unipersonal welcomes any comment as a way to improve any delivered documentation.*

*The information contained herein has been prepared for the use of appropriately trained personnel, and it is intended for the purpose of the agreement under which the information is submitted. Any party using or relying upon this information assumes full responsibility for such use and in no event shall Teltronic S.A. Unipersonal be liable to anyone for especial, collateral, incidental, or consequential damages in connection with or arising out of the use of this information.*

*The information or statements given in these documents regarding the suitability, capacity or performance of the mentioned hardware or software products cannot be considered binding but shall be defined in the agreement made between Teltronic S.A. Unipersonal and the customer.*

*Teltronic S.A. Unipersonal reserves the right to revise these documents and to make changes to its content at any time, without prior notification.*

**Copyrights**

*No part of the information contained herein and the other referred documents may be copied, distributed or transmitted by any means to any other party without prior written permission of Teltronic S.A. Unipersonal. The distribution of this document may be also covered by NDA (non-disclosure agreement) between Teltronic S.A. Unipersonal and the receiver.*

*Please also note that part of these contents even may be covered by patent rights.*

*This document, the referred documents and the described product are considered protected by copyright according to the applicable laws.*

*Teltronic and the Teltronic logo are registered trademarks of Teltronic S.A. Unipersonal.*

*Copyright © Teltronic S.A. Unipersonal. All rights reserved.*



**DOSSIER RPA P25  
RF UNIT**

**Code:**  
DOSSIER\_RPA\_P25\_RF\_Unit.doc


**Date:** 28/04/09

**Page:** 3 of 14

**CONTENTS:**

<b>1.</b>	<b>RPA .....</b>	<b>4</b>
1.1.	FRONT PICTURE.....	4
1.2.	RPA PCB TOP PICTURE.....	5
1.4	INPUT PCB TOP PICTURE.....	7
1.5	INPUT PCB BOTTOM PICTURE.....	8
1.6	OUTPUT PCB TOP PICTURE.....	9
1.7	OUTPUT PCB BOTTOM PICTURE.....	10
1.8	RPA GENERAL PICTURES.....	11

**1. RPA****1.1. FRONT PICTURE**

**1.2. RPA PCB TOP PICTURE**

**RPA PCB BOTTOM PICTURE**