



DOSSIER INTERNAL PHOTOS

PRODUCT:

CODE: B800014_FDS

VERSION: 01

REVISION: 00

DATE: 08/03/10

CLASSIFICATION:

General information

Internal document

DOCUMENT MAINTENANCE

THIS DOCUMENT HAS 12 PAGES

EDIT.	DATE	AUTHOR	DESCRIPTION

DOCUMENT APPROVAL

ACTIVITY	NAME	DATE	SIGNATURE
Prepared			
Revised Project Manager			
Approved R&D Director			



DOSSIER INTERNAL PHOTOS

Code: B800014_FDS

Date: 09/03/10

Page: 2 of 12

Disclaimer

Although every reasonable effort has been made to ensure the accuracy of the information contained herein and any other referred document, this should not be construed as a commitment on the part of Teltronic S.A. Unipersonal, and the liability of Teltronic S.A. Unipersonal for any errors and omissions shall be limited to the correction of such errors and omissions. Teltronic S.A. Unipersonal welcomes any comment as a way to improve any delivered documentation.

The information contained herein has been prepared for the use of appropriately trained personnel, and it is intended for the purpose of the agreement under which the information is submitted. Any party using or relying upon this information assumes full responsibility for such use and in no event shall Teltronic S.A. Unipersonal be liable to anyone for especial, collateral, incidental, or consequential damages in connection with or arising out of the use of this information.

The information or statements given in these documents regarding the suitability, capacity or performance of the mentioned hardware or software products cannot be considered binding but shall be defined in the agreement made between Teltronic S.A. Unipersonal and the customer.

Teltronic S.A. Unipersonal reserves the right to revise these documents and to make changes to its content at any time, without prior notification.

Copyrights

No part of the information contained herein and the other referred documents may be copied, distributed or transmitted by any means to any other party without prior written permission of Teltronic S.A. Unipersonal. The distribution of this document may be also covered by NDA (non-disclosure agreement) between Teltronic S.A. Unipersonal and the receiver.

Please also note that part of these contents even may be covered by patent rights.

This document, the referred documents and the described product are considered protected by copyright according to the applicable laws.

Teltronic and the Teltronic logo are registered trademarks of Teltronic S.A. Unipersonal.

Copyright © Teltronic S.A. Unipersonal. All rights reserved.



**DOSSIER INTERNAL
PHOTOS**

Code: B800014_FDS

Date: 09/03/10

Page: 3 of 12

CONTENTS:

1. RPS RF UNIT.....	4
1.1. RPS PCB TOP LAYER PICTURE.....	4
1.2. RPS PCB BOTTOM LAYER PICTURE	4
2. RCPU P25 RF UNIT	5
2.1. RCPU PCB TOP LAYER PICTURE.....	5
2.2. RCPU PCB BOTTOM LAYER PICTURE.....	6
3. RPA P25 RF UNIT	7
3.1. RPA PCB TOP PICTURE.....	7
3.2. RPA PCB BOTTOM PICTURE	8
3.3. INPUT PCB TOP PICTURE	8
3.4. INPUT PCB BOTTOM PICTURE	9
3.5. OUTPUT PCB TOP PICTURE	10
3.6. OUTPUT PCB BOTTOM PICTURE	11



DOSSIER INTERNAL PHOTOS


Code: B800014_FDS

Date: 09/03/10


Page: 4 of 12

1. RPS RF UNIT

1.1. RPS PCB TOP LAYER PICTURE



1.2. RPS PCB BOTTOM LAYER PICTURE





**DOSSIER INTERNAL
PHOTOS**


Code: B800014_FDS

Date: 09/03/10

Page: 5 of 12

2. RCPU P25 RF UNIT

2.1. RCPU PCB TOP LAYER PICTURE






**DOSSIER INTERNAL
PHOTOS**

Code: B800014_FDS

Date: 09/03/10

Page: 6 of 12

2.2. RCPU PCB BOTTOM LAYER PICTURE





DOSSIER INTERNAL PHOTOS



Code: B800014_FDS

Date: 09/03/10

Page: 7 of 12

3. RPA P25 RF UNIT

3.1. RPA PCB TOP PICTURE






**DOSSIER INTERNAL
PHOTOS**

Code: B800014_FDS


Date: 09/03/10

Page: 8 of 12

3.2. RPA PCB BOTTOM PICTURE



3.3. INPUT PCB TOP PICTURE





**DOSSIER INTERNAL
PHOTOS**


Code: B800014_FDS

Date: 09/03/10

Page: 9 of 12



3.4. INPUT PCB BOTTOM PICTURE






DOSSIER INTERNAL PHOTOS

Code: B800014_FDS

Date: 09/03/10

Page: 10 of 12

3.5. OUTPUT PCB TOP PICTURE





DOSSIER INTERNAL PHOTOS

Code: B800014_FDS

Date: 09/03/10

Page: 10 of 12

3.5. OUTPUT PCB TOP PICTURE

