


## 14 EXHIBIT B - Test Setup Photographs


### 14.1 Below 1 GHz Radiated Emission – Front View




### 14.2 Below 1 GHz Radiated Emission – Rear View



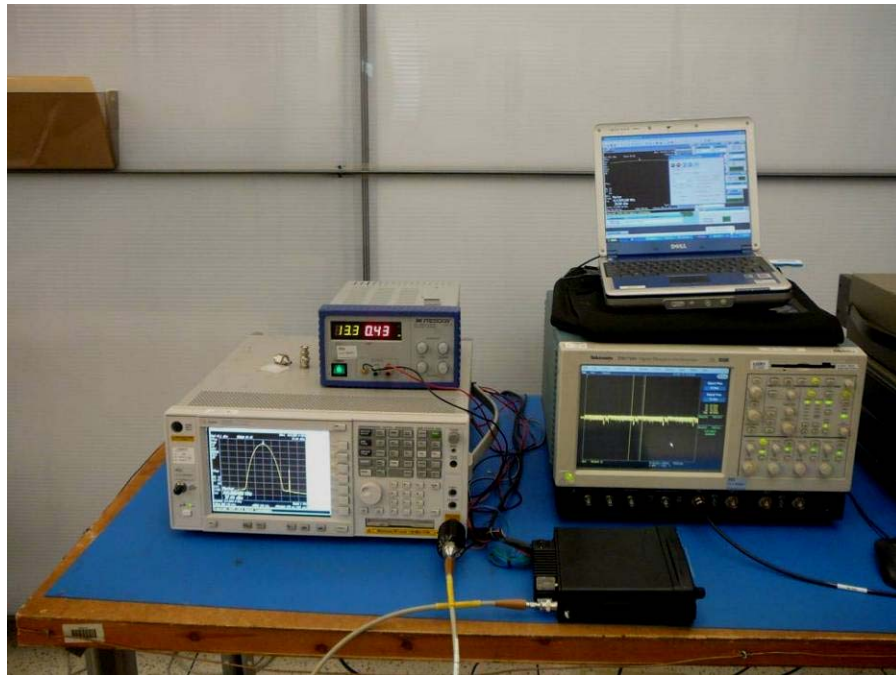
### 14.3 Above 1 GHz Radiated Emission – Front View




### 14.4 Above 1 GHz Radiated Emission – Rear View




### 14.5 Bench Test - Front View



### 14.6 Receiving Spurious Emission 30 MHz to 1 GHz - Front View




### 14.7 Receiving Spurious Emission 30 MHz to 1 GHz - Rear View




### 14.8 Receiving Spurious Emission above 1 GHz - Front View



### 14.9 Receiving Spurious Emission above 1 GHz - Rear View



### 14.10 GPS Receiver Spurious Emission - Front View



**14.11 GPS Receiver Spurious Emission 30 MHz to 1 GHz - Rear View**



**14.12 GPS Receiver Spurious Emission above 1 GHz - Rear View**

