

Appendix E – Calibration data

**Calibration Laboratory of
 Schmid & Partner
 Engineering AG**
 Zeughausstrasse 43, 8004 Zurich, Switzerland



S Schweizerischer Kalibrierdienst
C Service suisse d'étalonnage
S Servizio svizzero di taratura
S Swiss Calibration Service

Accredited by the Swiss Accreditation Service (SAS)
 The Swiss Accreditation Service is one of the signatories to the EA
 Multilateral Agreement for the recognition of calibration certificates

Accreditation No.: **SCS 0108**

Client **AT4 Wireless**

Certificate No: **DAE4-669_Jul16**

CALIBRATION CERTIFICATE																							
Object	DAE4 - SD 000 D04 BM - SN: 669																						
Calibration procedure(s)	QA CAL-06.v29 Calibration procedure for the data acquisition electronics (DAE)																						
Calibration date:	July 18, 2016																						
<p>This calibration certificate documents the traceability to national standards, which realize the physical units of measurements (SI). The measurements and the uncertainties with confidence probability are given on the following pages and are part of the certificate.</p> <p>All calibrations have been conducted in the closed laboratory facility: environment temperature (22 ± 3)°C and humidity < 70%.</p> <p>Calibration Equipment used (M&TE critical for calibration)</p> <table border="1"> <thead> <tr> <th>Primary Standards</th> <th>ID #</th> <th>Cal Date (Certificate No.)</th> <th>Scheduled Calibration</th> </tr> </thead> <tbody> <tr> <td>Keithley Multimeter Type 2001</td> <td>SN: 0810278</td> <td>09-Sep-15 (No:17153)</td> <td>Sep-16</td> </tr> <tr> <th>Secondary Standards</th> <th>ID #</th> <th>Check Date (in house)</th> <th>Scheduled Check</th> </tr> <tr> <td>Auto DAE Calibration Unit</td> <td>SE UWS 053 AA 1001</td> <td>05-Jan-16 (in house check)</td> <td>In house check: Jan-17</td> </tr> <tr> <td>Calibrator Box V2.1</td> <td>SE UMS 006 AA 1002</td> <td>05-Jan-16 (in house check)</td> <td>In house check: Jan-17</td> </tr> </tbody> </table>				Primary Standards	ID #	Cal Date (Certificate No.)	Scheduled Calibration	Keithley Multimeter Type 2001	SN: 0810278	09-Sep-15 (No:17153)	Sep-16	Secondary Standards	ID #	Check Date (in house)	Scheduled Check	Auto DAE Calibration Unit	SE UWS 053 AA 1001	05-Jan-16 (in house check)	In house check: Jan-17	Calibrator Box V2.1	SE UMS 006 AA 1002	05-Jan-16 (in house check)	In house check: Jan-17
Primary Standards	ID #	Cal Date (Certificate No.)	Scheduled Calibration																				
Keithley Multimeter Type 2001	SN: 0810278	09-Sep-15 (No:17153)	Sep-16																				
Secondary Standards	ID #	Check Date (in house)	Scheduled Check																				
Auto DAE Calibration Unit	SE UWS 053 AA 1001	05-Jan-16 (in house check)	In house check: Jan-17																				
Calibrator Box V2.1	SE UMS 006 AA 1002	05-Jan-16 (in house check)	In house check: Jan-17																				
Calibrated by:	Name Dominique Steffen	Function Technician	Signature 																				
Approved by:	Fin Bomholt	Deputy Technical Manager																					
			Issued: July 18, 2016																				
This calibration certificate shall not be reproduced except in full without written approval of the laboratory.																							

**Calibration Laboratory of
Schmid & Partner
Engineering AG**
Zeughausstrasse 43, 8004 Zurich, Switzerland



S Schweizerischer Kalibrierdienst
C Service suisse d'étalonnage
S Servizio svizzero di taratura
S Swiss Calibration Service

Accredited by the Swiss Accreditation Service (SAS)
The Swiss Accreditation Service is one of the signatories to the EA
Multilateral Agreement for the recognition of calibration certificates

Accreditation No.: **SCS 0108**

Glossary

DAE data acquisition electronics
Connector angle information used in DASY system to align probe sensor X to the robot coordinate system.

Methods Applied and Interpretation of Parameters

- *DC Voltage Measurement*: Calibration Factor assessed for use in DASY system by comparison with a calibrated instrument traceable to national standards. The figure given corresponds to the full scale range of the voltmeter in the respective range.
- *Connector angle*: The angle of the connector is assessed measuring the angle mechanically by a tool inserted. Uncertainty is not required.
- The following parameters as documented in the Appendix contain technical information as a result from the performance test and require no uncertainty.
 - *DC Voltage Measurement Linearity*: Verification of the Linearity at +10% and -10% of the nominal calibration voltage. Influence of offset voltage is included in this measurement.
 - *Common mode sensitivity*: Influence of a positive or negative common mode voltage on the differential measurement.
 - *Channel separation*: Influence of a voltage on the neighbor channels not subject to an input voltage.
 - *AD Converter Values with inputs shorted*: Values on the internal AD converter corresponding to zero input voltage
 - *Input Offset Measurement*: Output voltage and statistical results over a large number of zero voltage measurements.
 - *Input Offset Current*: Typical value for information; Maximum channel input offset current, not considering the input resistance.
 - *Input resistance*: Typical value for information: DAE input resistance at the connector, during internal auto-zeroing and during measurement.
 - *Low Battery Alarm Voltage*: Typical value for information. Below this voltage, a battery alarm signal is generated.
 - *Power consumption*: Typical value for information. Supply currents in various operating modes.

DC Voltage Measurement

A/D - Converter Resolution nominal

High Range: 1LSB = 6.1 μ V, full range = -100...+300 mV

Low Range: 1LSB = 61nV, full range = -1.....+3mV

DASY measurement parameters: Auto Zero Time: 3 sec; Measuring time: 3 sec

Calibration Factors	X	Y	Z
High Range	403.329 \pm 0.02% (k=2)	403.880 \pm 0.02% (k=2)	404.240 \pm 0.02% (k=2)
Low Range	3.95541 \pm 1.50% (k=2)	3.97473 \pm 1.50% (k=2)	3.97419 \pm 1.50% (k=2)

Connector Angle

Connector Angle to be used in DASY system	192.0 $^{\circ}$ \pm 1 $^{\circ}$
---	-------------------------------------

Appendix (Additional assessments outside the scope of SCS0108)

1. DC Voltage Linearity

High Range	Reading (μV)	Difference (μV)	Error (%)
Channel X + Input	200036.84	-0.47	-0.00
Channel X + Input	20009.62	4.22	0.02
Channel X - Input	-20001.84	3.36	-0.02
Channel Y + Input	200035.95	-1.37	-0.00
Channel Y + Input	20008.11	2.95	0.01
Channel Y - Input	-20003.03	2.32	-0.01
Channel Z + Input	200036.35	-2.70	-0.00
Channel Z + Input	20008.87	3.78	0.02
Channel Z - Input	-20003.08	2.25	-0.01

Low Range	Reading (μV)	Difference (μV)	Error (%)
Channel X + Input	2001.08	-0.33	-0.02
Channel X + Input	201.62	0.14	0.07
Channel X - Input	-198.88	-0.36	0.18
Channel Y + Input	2001.32	0.23	0.01
Channel Y + Input	200.95	-0.29	-0.14
Channel Y - Input	-199.87	-1.04	0.52
Channel Z + Input	2001.30	0.12	0.01
Channel Z + Input	200.62	-0.62	-0.31
Channel Z - Input	-200.16	-1.41	0.71

2. Common mode sensitivity

DASY measurement parameters: Auto Zero Time: 3 sec; Measuring time: 3 sec

	Common mode Input Voltage (mV)	High Range Average Reading (μV)	Low Range Average Reading (μV)
Channel X	200	2.15	0.63
	- 200	0.50	-1.00
Channel Y	200	10.89	10.66
	- 200	-13.07	-13.28
Channel Z	200	-10.00	-10.04
	- 200	7.66	7.47

3. Channel separation

DASY measurement parameters: Auto Zero Time: 3 sec; Measuring time: 3 sec

	Input Voltage (mV)	Channel X (μV)	Channel Y (μV)	Channel Z (μV)
Channel X	200	-	-2.46	-2.83
Channel Y	200	8.89	-	-1.72
Channel Z	200	2.97	6.84	-

4. AD-Converter Values with inputs shorted

DASY measurement parameters: Auto Zero Time: 3 sec; Measuring time: 3 sec

	High Range (LSB)	Low Range (LSB)
Channel X	16074	15743
Channel Y	15795	15269
Channel Z	15996	15139

5. Input Offset Measurement

DASY measurement parameters: Auto Zero Time: 3 sec; Measuring time: 3 sec

Input 10M Ω

	Average (μ V)	min. Offset (μ V)	max. Offset (μ V)	Std. Deviation (μ V)
Channel X	0.25	-1.07	2.29	0.53
Channel Y	0.36	-0.99	1.48	0.38
Channel Z	0.05	-1.09	2.02	0.46

6. Input Offset Current

Nominal input circuitry offset current on all channels: <25fA

7. Input Resistance (Typical values for information)

	Zeroing (kOhm)	Measuring (MOhm)
Channel X	200	200
Channel Y	200	200
Channel Z	200	200

8. Low Battery Alarm Voltage (Typical values for information)

Typical values	Alarm Level (VDC)
Supply (+ Vcc)	+7.9
Supply (- Vcc)	-7.6

9. Power Consumption (Typical values for information)

Typical values	Switched off (mA)	Stand by (mA)	Transmitting (mA)
Supply (+ Vcc)	+0.01	+6	+14
Supply (- Vcc)	-0.01	-8	-9

**Calibration Laboratory of
 Schmid & Partner
 Engineering AG**
 Zeughausstrasse 43, 8004 Zurich, Switzerland



S Schweizerischer Kalibrierdienst
C Service suisse d'étalonnage
S Servizio svizzero di taratura
S Swiss Calibration Service

Accredited by the Swiss Accreditation Service (SAS)
 The Swiss Accreditation Service is one of the signatories to the EA
 Multilateral Agreement for the recognition of calibration certificates

Accreditation No.: **SCS 0108**

Client **AT4 Wireless**

Certificate No: **EX3-3687_Jul16**

CALIBRATION CERTIFICATE

Object **EX3DV4 - SN:3687**

Calibration procedure(s) **QA CAL-01.v9, QA CAL-12.v9, QA CAL-14.v4, QA CAL-23.v5,
 QA CAL-25.v6
 Calibration procedure for dosimetric E-field probes**

Calibration date: **July 26, 2016**

This calibration certificate documents the traceability to national standards, which realize the physical units of measurements (SI).
 The measurements and the uncertainties with confidence probability are given on the following pages and are part of the certificate.

All calibrations have been conducted in the closed laboratory facility: environment temperature (22 ± 3)°C and humidity < 70%.

Calibration Equipment used (M&TE critical for calibration)

Primary Standards	ID	Cal Date (Certificate No.)	Scheduled Calibration
Power meter NRP	SN: 104778	06-Apr-16 (No. 217-02288/02289)	Apr-17
Power sensor NRP-Z91	SN: 103244	06-Apr-16 (No. 217-02288)	Apr-17
Power sensor NRP-Z91	SN: 103245	06-Apr-16 (No. 217-02289)	Apr-17
Reference 20 dB Attenuator	SN: 55277 (20x)	05-Apr-16 (No. 217-02293)	Apr-17
Reference Probe ES3DV2	SN: 3013	31-Dec-15 (No. ES3-3013_Dec15)	Dec-16
DAE4	SN: 660	23-Dec-15 (No. DAE4-660_Dec15)	Dec-16
Secondary Standards	ID	Check Date (in house)	Scheduled Check
Power meter E4419B	SN: GB41293874	06-Apr-16 (in house check Jun-16)	In house check: Jun-18
Power sensor E4412A	SN: MY41498087	06-Apr-16 (in house check Jun-16)	In house check: Jun-18
Power sensor E4412A	SN: 000110210	06-Apr-16 (in house check Jun-16)	In house check: Jun-18
RF generator HP 8648C	SN: US3642U01700	04-Aug-99 (in house check Jun-16)	In house check: Jun-18
Network Analyzer HP 8753E	SN: US37390585	18-Oct-01 (in house check Oct-15)	In house check: Oct-16

	Name	Function	Signature
Calibrated by:	Claudio Leubler	Laboratory Technician	
Approved by:	Katja Pokovic	Technical Manager	

Issued: July 27, 2016

This calibration certificate shall not be reproduced except in full without written approval of the laboratory.

Calibration Laboratory of
 Schmid & Partner
 Engineering AG
 Zeughausstrasse 43, 8004 Zurich, Switzerland



S Schweizerischer Kalibrierdienst
 C Service suisse d'étalonnage
 S Servizio svizzero di taratura
 S Swiss Calibration Service

Accredited by the Swiss Accreditation Service (SAS)
 The Swiss Accreditation Service is one of the signatories to the EA
 Multilateral Agreement for the recognition of calibration certificates

Accreditation No.: SCS 0108

Glossary:

TSL	tissue simulating liquid
NORM _{x,y,z}	sensitivity in free space
ConvF	sensitivity in TSL / NORM _{x,y,z}
DCP	diode compression point
CF	crest factor (1/duty_cycle) of the RF signal
A, B, C, D	modulation dependent linearization parameters
Polarization φ	φ rotation around probe axis
Polarization θ	θ rotation around an axis that is in the plane normal to probe axis (at measurement center), i.e., $\theta = 0$ is normal to probe axis
Connector Angle	information used in DASY system to align probe sensor X to the robot coordinate system

Calibration is Performed According to the Following Standards:

- a) IEEE Std 1528-2013, "IEEE Recommended Practice for Determining the Peak Spatial-Averaged Specific Absorption Rate (SAR) in the Human Head from Wireless Communications Devices: Measurement Techniques", June 2013
- b) IEC 62209-1, "Procedure to measure the Specific Absorption Rate (SAR) for hand-held devices used in close proximity to the ear (frequency range of 300 MHz to 3 GHz)", February 2005
- c) IEC 62209-2, "Procedure to determine the Specific Absorption Rate (SAR) for wireless communication devices used in close proximity to the human body (frequency range of 30 MHz to 6 GHz)", March 2010
- d) KDB 865664, "SAR Measurement Requirements for 100 MHz to 6 GHz"

Methods Applied and Interpretation of Parameters:

- NORM_{x,y,z}: Assessed for E-field polarization $\theta = 0$ ($f \leq 900$ MHz in TEM-cell; $f > 1800$ MHz: R22 waveguide). NORM_{x,y,z} are only intermediate values, i.e., the uncertainties of NORM_{x,y,z} does not affect the E²-field uncertainty inside TSL (see below ConvF).
- NORM(f)_{x,y,z} = NORM_{x,y,z} * frequency_response (see Frequency Response Chart). This linearization is implemented in DASY4 software versions later than 4.2. The uncertainty of the frequency response is included in the stated uncertainty of ConvF.
- DCP_{x,y,z}: DCP are numerical linearization parameters assessed based on the data of power sweep with CW signal (no uncertainty required). DCP does not depend on frequency nor media.
- PAR: PAR is the Peak to Average Ratio that is not calibrated but determined based on the signal characteristics
- Ax,y,z; Bx,y,z; Cx,y,z; Dx,y,z; VR_{x,y,z}: A, B, C, D are numerical linearization parameters assessed based on the data of power sweep for specific modulation signal. The parameters do not depend on frequency nor media. VR is the maximum calibration range expressed in RMS voltage across the diode.
- ConvF and Boundary Effect Parameters: Assessed in flat phantom using E-field (or Temperature Transfer Standard for $f \leq 800$ MHz) and inside waveguide using analytical field distributions based on power measurements for $f > 800$ MHz. The same setups are used for assessment of the parameters applied for boundary compensation (alpha, depth) of which typical uncertainty values are given. These parameters are used in DASY4 software to improve probe accuracy close to the boundary. The sensitivity in TSL corresponds to NORM_{x,y,z} * ConvF whereby the uncertainty corresponds to that given for ConvF. A frequency dependent ConvF is used in DASY version 4.4 and higher which allows extending the validity from ± 50 MHz to ± 100 MHz.
- Spherical Isotropy (3D deviation from isotropy): In a field of low gradients realized using a flat phantom exposed by a patch antenna.
- Sensor Offset: The sensor offset corresponds to the offset of virtual measurement center from the probe tip (on probe axis). No tolerance required.
- Connector Angle: The angle is assessed using the information gained by determining the NORM_x (no uncertainty required).

EX3DV4 – SN:3687

July 26, 2016

Probe EX3DV4

SN:3687

Manufactured: March 10, 2009
Calibrated: July 26, 2016

Calibrated for DASY/EASY Systems
(Note: non-compatible with DASY2 system!)

Certificate No: EX3-3687_Jul16

Page 3 of 38

EX3DV4- SN:3687

July 26, 2016

DASY/EASY - Parameters of Probe: EX3DV4 - SN:3687

Basic Calibration Parameters

	Sensor X	Sensor Y	Sensor Z	Unc (k=2)
Norm ($\mu\text{V}/(\text{V}/\text{m})^2$) ^A	0.51	0.43	0.48	$\pm 10.1 \%$
DCP (mV) ^B	99.3	99.8	99.4	

Modulation Calibration Parameters

UID	Communication System Name		A dB	B dB $\sqrt{\mu\text{V}}$	C	D dB	VR mV	Unc ^E (k=2)
0	CW	X	0.0	0.0	1.0	0.00	146.7	$\pm 3.0 \%$
		Y	0.0	0.0	1.0		151.7	
		Z	0.0	0.0	1.0		141.2	

Note: For details on UID parameters see Appendix.

Sensor Model Parameters

	C1 fF	C2 fF	α V ⁻¹	T1 ms.V ⁻²	T2 ms.V ⁻¹	T3 ms	T4 V ⁻²	T5 V ⁻¹	T6
X	58.39	438.6	36.55	21.96	1.231	5.04	0.647	0.439	1.01
Y	58.7	443.2	36.41	22.95	1.635	5.015	0.758	0.573	1.007
Z	57.03	428.8	36.14	23.46	1.653	5.025	0.36	0.586	1.006

The reported uncertainty of measurement is stated as the standard uncertainty of measurement multiplied by the coverage factor k=2, which for a normal distribution corresponds to a coverage probability of approximately 95%.

^A The uncertainties of Norm X,Y,Z do not affect the E²-field uncertainty inside TSL (see Pages 5 and 6).

^B Numerical linearization parameter: uncertainty not required.

^E Uncertainty is determined using the max. deviation from linear response applying rectangular distribution and is expressed for the square of the field value.

EX3DV4- SN:3687

July 26, 2016

DASY/EASY - Parameters of Probe: EX3DV4 - SN:3687

Calibration Parameter Determined in Head Tissue Simulating Media

f (MHz) ^c	Relative Permittivity ^e	Conductivity (S/m) ^f	ConvF X	ConvF Y	ConvF Z	Alpha ^g	Depth ^h (mm)	Unc (k=2)
450	43.5	0.87	9.64	9.64	9.64	0.18	1.30	± 13.3 %
750	41.9	0.89	8.82	8.82	8.82	0.51	0.95	± 12.0 %
835	41.5	0.90	8.61	8.61	8.61	0.55	0.88	± 12.0 %
900	41.5	0.97	8.25	8.25	8.25	0.38	1.03	± 12.0 %
1640	40.3	1.29	8.10	8.10	8.10	0.41	0.80	± 12.0 %
1750	40.1	1.37	7.63	7.63	7.63	0.43	0.81	± 12.0 %
1900	40.0	1.40	7.31	7.31	7.31	0.39	0.80	± 12.0 %
2000	40.0	1.40	7.23	7.23	7.23	0.33	0.80	± 12.0 %
2100	39.8	1.49	7.31	7.31	7.31	0.37	0.80	± 12.0 %
2300	39.5	1.67	7.24	7.24	7.24	0.35	0.80	± 12.0 %
2450	39.2	1.80	6.88	6.88	6.88	0.37	0.86	± 12.0 %
2600	39.0	1.96	6.73	6.73	6.73	0.44	0.81	± 12.0 %
5200	36.0	4.66	4.83	4.83	4.83	0.40	1.80	± 13.1 %
5300	35.9	4.76	4.58	4.58	4.58	0.40	1.80	± 13.1 %
5600	35.5	5.07	4.13	4.13	4.13	0.50	1.80	± 13.1 %
5800	35.3	5.27	4.24	4.24	4.24	0.50	1.80	± 13.1 %

^c Frequency validity above 300 MHz of ± 100 MHz only applies for DASY v4.4 and higher (see Page 2), else it is restricted to ± 50 MHz. The uncertainty is the RSS of the ConvF uncertainty at calibration frequency and the uncertainty for the indicated frequency band. Frequency validity below 300 MHz is ± 10, 25, 40, 50 and 70 MHz for ConvF assessments at 30, 64, 128, 150 and 220 MHz respectively. Above 5 GHz frequency validity can be extended to ± 110 MHz.

^e At frequencies below 3 GHz, the validity of tissue parameters (ϵ and σ) can be relaxed to ± 10% if liquid compensation formula is applied to measured SAR values. At frequencies above 3 GHz, the validity of tissue parameters (ϵ and σ) is restricted to ± 5%. The uncertainty is the RSS of the ConvF uncertainty for indicated target tissue parameters.

^g Alpha/Depth are determined during calibration. SPEAG warrants that the remaining deviation due to the boundary effect after compensation is always less than ± 1% for frequencies below 3 GHz and below ± 2% for frequencies between 3-6 GHz at any distance larger than half the probe tip diameter from the boundary.

EX3DV4- SN:3687

July 26, 2016

DASY/EASY - Parameters of Probe: EX3DV4 - SN:3687

Calibration Parameter Determined in Body Tissue Simulating Media

f (MHz) ^c	Relative Permittivity ^f	Conductivity (S/m) ^f	ConvF X	ConvF Y	ConvF Z	Alpha ^g	Depth ^g (mm)	Unc (k=2)
450	56.7	0.94	10.18	10.18	10.18	0.09	1.30	± 13.3 %
750	55.5	0.96	8.61	8.61	8.61	0.44	0.80	± 12.0 %
835	55.2	0.97	8.59	8.59	8.59	0.43	0.88	± 12.0 %
900	55.0	1.05	8.49	8.49	8.49	0.42	0.80	± 12.0 %
1640	53.8	1.40	7.73	7.73	7.73	0.43	0.80	± 12.0 %
1750	53.4	1.49	7.25	7.25	7.25	0.34	1.02	± 12.0 %
1900	53.3	1.52	7.19	7.19	7.19	0.50	0.80	± 12.0 %
2000	53.3	1.52	7.23	7.23	7.23	0.44	0.80	± 12.0 %
2450	52.7	1.95	6.84	6.84	6.84	0.41	0.80	± 12.0 %
2600	52.5	2.16	6.66	6.66	6.66	0.32	0.80	± 12.0 %
5200	49.0	5.30	4.33	4.33	4.33	0.50	1.90	± 13.1 %
5300	48.9	5.42	4.16	4.16	4.16	0.50	1.90	± 13.1 %
5600	48.5	5.77	3.60	3.60	3.60	0.60	1.90	± 13.1 %
5800	48.2	6.00	3.67	3.67	3.67	0.60	1.90	± 13.1 %

^c Frequency validity above 300 MHz of ± 100 MHz only applies for DASY v4.4 and higher (see Page 2), else it is restricted to ± 50 MHz. The uncertainty is the RSS of the ConvF uncertainty at calibration frequency and the uncertainty for the indicated frequency band. Frequency validity below 300 MHz is ± 10, 25, 40, 50 and 70 MHz for ConvF assessments at 30, 84, 128, 150 and 220 MHz respectively. Above 5 GHz frequency validity can be extended to ± 110 MHz.

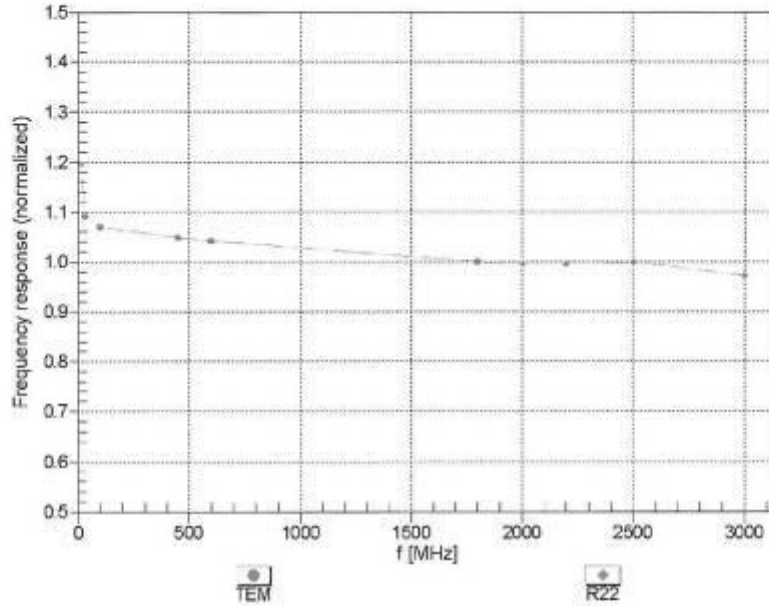
^f At frequencies below 3 GHz, the validity of tissue parameters (ϵ and σ) can be relaxed to ± 10% if liquid compensation formula is applied to measured SAR values. At frequencies above 3 GHz, the validity of tissue parameters (ϵ and σ) is restricted to ± 5%. The uncertainty is the RSS of the ConvF uncertainty for indicated target tissue parameters.

^g Alpha/Depth are determined during calibration. SPEAG warrants that the remaining deviation due to the boundary effect after compensation is always less than ± 1% for frequencies below 3 GHz and below ± 2% for frequencies between 3-6 GHz at any distance larger than half the probe tip diameter from the boundary.

EX3DV4- SN:3687

July 26, 2016

Frequency Response of E-Field (TEM-Cell: ifi110 EXX, Waveguide: R22)

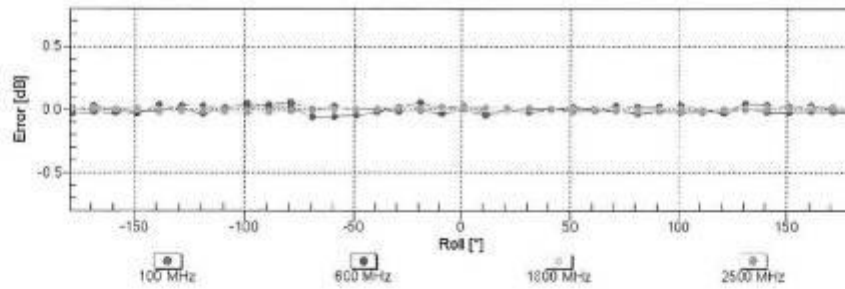
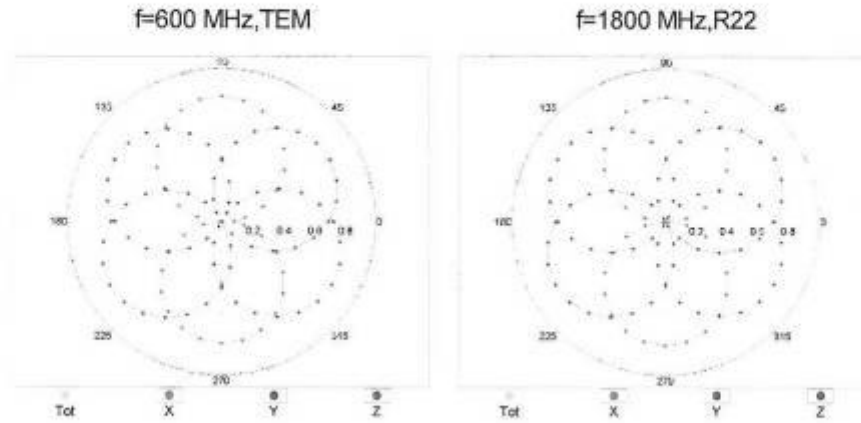


Uncertainty of Frequency Response of E-field: $\pm 6.3\%$ (k=2)

EX30V4- SN:3687

July 26, 2016

Receiving Pattern (ϕ), $\theta = 0^\circ$

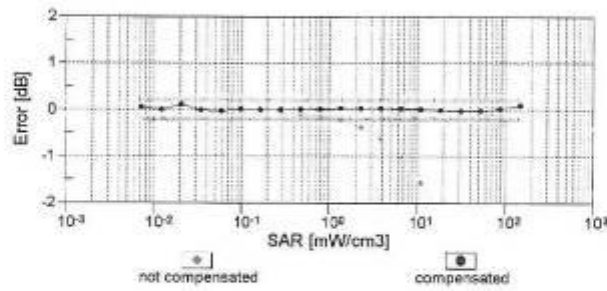
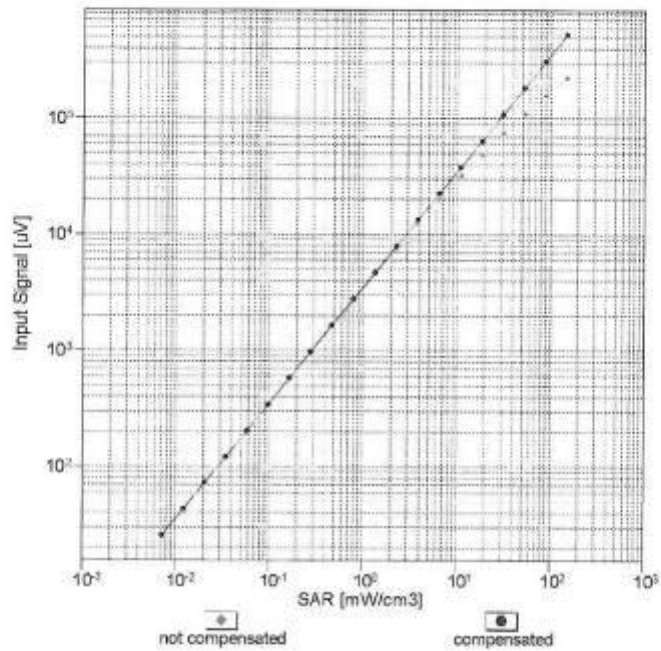


Uncertainty of Axial Isotropy Assessment: $\pm 0.5\%$ ($k=2$)

EX3DV4- SN:3687

July 26, 2016

Dynamic Range $f(SAR_{head})$ (TEM cell, $f_{eval} = 1900$ MHz)

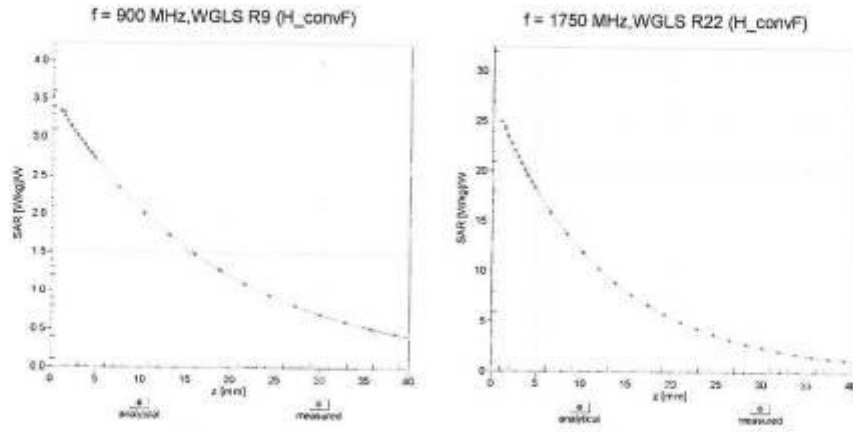


Uncertainty of Linearity Assessment: $\pm 0.6\%$ ($k=2$)


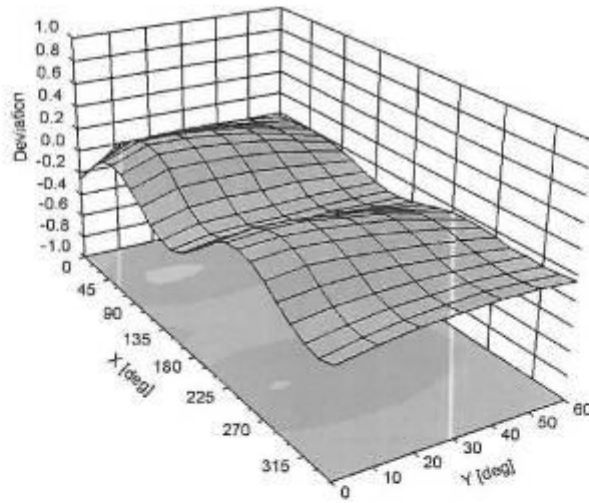
EX3DV4- SN:3687

July 26, 2016

Conversion Factor Assessment



Deviation from Isotropy in Liquid Error (ϕ , θ), $f = 900$ MHz



EX3DV4- SN:3687

July 26, 2016

DASY/EASY - Parameters of Probe: EX3DV4 - SN:3687

Other Probe Parameters

Sensor Arrangement	Triangular
Connector Angle (°)	131,1
Mechanical Surface Detection Mode	enabled
Optical Surface Detection Mode	disabled
Probe Overall Length	337 mm
Probe Body Diameter	10 mm
Tip Length	9 mm
Tip Diameter	2.5 mm
Probe Tip to Sensor X Calibration Point	1 mm
Probe Tip to Sensor Y Calibration Point	1 mm
Probe Tip to Sensor Z Calibration Point	1 mm
Recommended Measurement Distance from Surface	1.4 mm

EX3DV4- SN:3687

July 26, 2016

Appendix: Modulation Calibration Parameters

UID	Communication System Name		A dB	B dB μ V	C	D dB	VR mV	Max Unc [†] (k=2)
0	CW	X	0.00	0.00	1.00	0.00	146.7	± 3.0 %
		Y	0.00	0.00	1.00		151.7	
		Z	0.00	0.00	1.00		141.2	
10010- CAA	SAR Validation (Square, 100ms, 10ms)	X	8.12	80.07	17.36	10.00	20.0	± 9.6 %
		Y	4.73	72.68	14.90		20.0	
		Z	5.05	73.40	15.24		20.0	
10011- CAB	UMTS-FDD (WCDMA)	X	5.47	100.57	30.23	0.00	150.0	± 9.6 %
		Y	1.14	68.64	16.28		150.0	
		Z	1.15	69.03	16.42		150.0	
10012- CAB	IEEE 802.11b WiFi 2.4 GHz (DSSS, 1 Mbps)	X	1.47	69.37	19.72	0.41	150.0	± 9.6 %
		Y	1.26	64.61	15.82		150.0	
		Z	1.26	64.77	15.89		150.0	
10013- CAB	IEEE 802.11g WiFi 2.4 GHz (DSSS-OFDM, 6 Mbps)	X	5.10	67.32	17.88	1.46	150.0	± 9.6 %
		Y	5.03	66.66	17.13		150.0	
		Z	5.02	66.73	17.17		150.0	
10021- DAB	GSM-FDD (TDMA, GMSK)	X	100.00	117.79	30.00	9.39	50.0	± 9.6 %
		Y	47.78	106.45	27.33		50.0	
		Z	42.46	104.79	26.97		50.0	
10023- DAB	GPRS-FDD (TDMA, GMSK, TN 0)	X	100.00	117.69	30.00	9.57	50.0	± 9.6 %
		Y	32.51	100.88	25.89		50.0	
		Z	30.74	100.08	25.74		50.0	
10024- DAB	GPRS-FDD (TDMA, GMSK, TN 0-1)	X	100.00	116.35	28.31	6.56	60.0	± 9.6 %
		Y	100.00	113.60	27.27		60.0	
		Z	100.00	113.76	27.40		60.0	
10025- DAB	EDGE-FDD (TDMA, 8PSK, TN 0)	X	16.63	110.67	43.64	12.57	50.0	± 9.6 %
		Y	5.48	73.12	26.26		50.0	
		Z	13.08	99.20	38.16		50.0	
10026- DAB	EDGE-FDD (TDMA, 8PSK, TN 0-1)	X	26.54	118.56	40.95	9.56	60.0	± 9.6 %
		Y	12.44	94.04	32.21		60.0	
		Z	16.35	101.24	35.02		60.0	
10027- DAB	GPRS-FDD (TDMA, GMSK, TN 0-1-2)	X	100.00	117.84	28.21	4.80	80.0	± 9.6 %
		Y	100.00	112.56	26.01		80.0	
		Z	100.00	112.74	26.14		80.0	
10028- DAB	GPRS-FDD (TDMA, GMSK, TN 0-1-2-3)	X	100.00	121.97	29.31	3.55	100.0	± 9.6 %
		Y	100.00	112.90	25.47		100.0	
		Z	100.00	113.07	25.59		100.0	
10029- DAB	EDGE-FDD (TDMA, 8PSK, TN 0-1-2)	X	13.28	89.36	34.22	7.80	80.0	± 9.6 %
		Y	8.55	86.13	28.28		80.0	
		Z	10.11	90.33	30.07		80.0	
10030- CAA	IEEE 802.15.1 Bluetooth (GFSK, DH1)	X	100.00	115.74	27.57	5.30	70.0	± 9.6 %
		Y	100.00	111.85	25.99		70.0	
		Z	100.00	112.06	26.14		70.0	
10031- CAA	IEEE 802.15.1 Bluetooth (GFSK, DH3)	X	100.00	137.33	34.26	1.88	100.0	± 9.6 %
		Y	100.00	113.88	24.56		100.0	
		Z	100.00	113.86	24.58		100.0	

EX3DV4- SN:3687

July 26, 2016

10032-CAA	IEEE 802.15.1 Bluetooth (GFSK, DH5)	X	100.00	178.30	49.49	1.17	100.0	± 9.6 %	
		Y	100.00	120.36	26.31			100.0	
		Z	100.00	119.89	26.12			100.0	
10033-CAA	IEEE 802.15.1 Bluetooth (PI4-DQPSK, DH1)	X	100.00	130.01	35.84	5.30	70.0	± 9.6 %	
		Y	11.43	90.78	24.33			70.0	
		Z	13.89	93.71	25.23			70.0	
10034-CAA	IEEE 802.15.1 Bluetooth (PI4-DQPSK, DH3)	X	100.00	133.95	35.99	1.88	100.0	± 9.6 %	
		Y	4.42	80.86	20.04			100.0	
		Z	5.01	82.52	20.52			100.0	
10035-CAA	IEEE 802.15.1 Bluetooth (PI4-DQPSK, DH5)	X	100.00	136.41	36.63	1.17	100.0	± 9.6 %	
		Y	2.91	76.58	18.39			100.0	
		Z	3.19	77.80	18.73			100.0	
10036-CAA	IEEE 802.15.1 Bluetooth (8-DPSK, DH1)	X	100.00	130.35	36.00	5.30	70.0	± 9.6 %	
		Y	14.44	94.67	25.61			70.0	
		Z	17.82	97.83	26.53			70.0	
10037-CAA	IEEE 802.15.1 Bluetooth (8-DPSK, DH3)	X	100.00	133.95	35.94	1.88	100.0	± 9.6 %	
		Y	4.20	80.19	19.76			100.0	
		Z	4.77	81.87	20.26			100.0	
10038-CAA	IEEE 802.15.1 Bluetooth (8-DPSK, DH5)	X	100.00	137.26	37.00	1.17	100.0	± 9.6 %	
		Y	2.98	77.16	18.70			100.0	
		Z	3.27	78.41	19.06			100.0	
10039-CAB	CDMA2000 (1xRTT, RC1)	X	100.00	138.24	37.17	0.00	150.0	± 9.6 %	
		Y	2.40	75.35	18.02			150.0	
		Z	2.35	75.19	17.80			150.0	
10042-CAB	IS-54 / IS-136 FDD (TDMA/FDM, PI4-DQPSK, Halfrate)	X	100.00	114.11	27.49	7.78	50.0	± 9.6 %	
		Y	100.00	112.88	27.08			50.0	
		Z	100.00	112.74	27.16			50.0	
10044-CAA	IS-91/EIA/TIA-553 FDD (FDMA, FM)	X	0.04	80.00	76668.79	0.00	150.0	± 9.6 %	
		Y	0.00	98.62	0.06			150.0	
		Z	0.00	99.29	0.03			150.0	
10048-CAA	DECT (TDD, TDMA/FDM, GFSK, Full Slot, 24)	X	51.78	108.79	29.47	13.80	25.0	± 9.6 %	
		Y	11.56	84.77	22.78			25.0	
		Z	11.22	84.23	22.65			25.0	
10049-CAA	DECT (TDD, TDMA/FDM, GFSK, Double Slot, 12)	X	100.00	117.85	30.40	10.79	40.0	± 9.6 %	
		Y	14.91	89.34	22.89			40.0	
		Z	14.79	89.15	22.90			40.0	
10056-CAA	UMTS-TDD (TD-SCDMA, 1.28 Mcps)	X	52.67	114.60	32.27	9.03	50.0	± 9.6 %	
		Y	11.64	86.93	23.60			50.0	
		Z	12.96	88.67	24.23			50.0	
10058-DAB	EDGE-FDD (TDMA, 8PSK, TN 0-1-2-3)	X	8.78	90.34	30.31	6.55	100.0	± 9.6 %	
		Y	6.54	81.22	25.72			100.0	
		Z	7.31	83.94	26.96			100.0	
10059-CAB	IEEE 802.11b WiFi 2.4 GHz (DSSS, 2 Mbps)	X	1.70	72.65	21.26	0.61	110.0	± 9.6 %	
		Y	1.36	66.16	16.55			110.0	
		Z	1.37	66.46	16.89			110.0	
10060-CAB	IEEE 802.11b WiFi 2.4 GHz (DSSS, 5.5 Mbps)	X	100.00	149.28	41.21	1.30	110.0	± 9.6 %	
		Y	54.10	123.50	31.89			110.0	
		Z	100.00	132.22	33.76			110.0	

Certificate No: EX3-3687_Jul16

Page 13 of 38

EX3DV4- SN:3687

July 26, 2016

10081-CAB	IEEE 802.11b WiFi 2.4 GHz (DSSS, 11 Mbps)	X	100.00	146.01	41.80	2.04	110.0	± 9.6 %
		Y	4.81	85.34	23.42		110.0	
		Z	5.90	88.76	24.59		110.0	
10062-CAB	IEEE 802.11a/h WiFi 5 GHz (OFDM, 6 Mbps)	X	4.93	67.45	17.41	0.49	100.0	± 9.6 %
		Y	4.83	66.68	16.62		100.0	
		Z	4.81	66.71	16.62		100.0	
10063-CAB	IEEE 802.11a/h WiFi 5 GHz (OFDM, 9 Mbps)	X	4.95	67.57	17.52	0.72	100.0	± 9.6 %
		Y	4.85	66.78	16.72		100.0	
		Z	4.83	66.82	16.73		100.0	
10064-CAB	IEEE 802.11a/h WiFi 5 GHz (OFDM, 12 Mbps)	X	5.27	67.81	17.71	0.86	100.0	± 9.6 %
		Y	5.18	67.08	16.95		100.0	
		Z	5.15	67.12	16.96		100.0	
10065-CAB	IEEE 802.11a/h WiFi 5 GHz (OFDM, 18 Mbps)	X	5.13	67.75	17.82	1.21	100.0	± 9.6 %
		Y	5.04	67.00	17.04		100.0	
		Z	5.02	67.05	17.06		100.0	
10066-CAB	IEEE 802.11a/h WiFi 5 GHz (OFDM, 24 Mbps)	X	5.15	67.78	17.99	1.46	100.0	± 9.6 %
		Y	5.07	67.04	17.20		100.0	
		Z	5.05	67.11	17.24		100.0	
10067-CAB	IEEE 802.11a/h WiFi 5 GHz (OFDM, 36 Mbps)	X	5.42	67.75	18.31	2.04	100.0	± 9.6 %
		Y	5.36	67.09	17.57		100.0	
		Z	5.34	67.20	17.63		100.0	
10068-CAB	IEEE 802.11a/h WiFi 5 GHz (OFDM, 48 Mbps)	X	5.51	67.97	18.60	2.55	100.0	± 9.6 %
		Y	5.45	67.32	17.85		100.0	
		Z	5.44	67.43	17.93		100.0	
10069-CAB	IEEE 802.11a/h WiFi 5 GHz (OFDM, 54 Mbps)	X	5.57	67.85	18.73	2.67	100.0	± 9.6 %
		Y	5.52	67.23	18.00		100.0	
		Z	5.52	67.37	18.10		100.0	
10071-CAB	IEEE 802.11g WiFi 2.4 GHz (DSSS/OFDM, 9 Mbps)	X	5.20	67.41	18.16	1.99	100.0	± 9.6 %
		Y	5.14	66.77	17.43		100.0	
		Z	5.13	66.86	17.48		100.0	
10072-CAB	IEEE 802.11g WiFi 2.4 GHz (DSSS/OFDM, 12 Mbps)	X	5.22	67.89	18.44	2.30	100.0	± 9.6 %
		Y	5.15	67.18	17.66		100.0	
		Z	5.15	67.30	17.73		100.0	
10073-CAB	IEEE 802.11g WiFi 2.4 GHz (DSSS/OFDM, 18 Mbps)	X	5.29	68.07	18.76	2.83	100.0	± 9.6 %
		Y	5.23	67.36	17.97		100.0	
		Z	5.23	67.51	18.07		100.0	
10074-CAB	IEEE 802.11g WiFi 2.4 GHz (DSSS/OFDM, 24 Mbps)	X	5.27	67.97	18.92	3.30	100.0	± 9.6 %
		Y	5.22	67.30	18.14		100.0	
		Z	5.23	67.47	18.25		100.0	
10075-CAB	IEEE 802.11g WiFi 2.4 GHz (DSSS/OFDM, 36 Mbps)	X	5.35	68.25	19.31	3.82	90.0	± 9.6 %
		Y	5.31	67.58	18.51		90.0	
		Z	5.33	67.79	18.65		90.0	
10076-CAB	IEEE 802.11g WiFi 2.4 GHz (DSSS/OFDM, 48 Mbps)	X	5.32	67.92	19.35	4.15	90.0	± 9.6 %
		Y	5.30	67.31	18.58		90.0	
		Z	5.32	67.53	18.73		90.0	
10077-CAB	IEEE 802.11g WiFi 2.4 GHz (DSSS/OFDM, 54 Mbps)	X	5.34	67.97	19.44	4.30	90.0	± 9.6 %
		Y	5.32	67.36	18.66		90.0	
		Z	5.35	67.61	18.83		90.0	

EX3DV4- SN:3687

July 26, 2016

10081-CAB	CDMA2000 (1xRTT, RC3)	X	100.00	146.01	39.19	0.00	150.0	± 9.6 %
		Y	1.06	68.37	14.70		150.0	
		Z	1.05	68.48	14.61		150.0	
10082-CAB	IS-54 / IS-136 FDD (TDMA/FDM, PI/4-DQPSK, Fullrate)	X	1.10	60.54	5.86	4.77	80.0	± 9.6 %
		Y	1.19	60.42	5.97		80.0	
		Z	1.25	60.72	6.18		80.0	
10090-DAB	GPRS-FDD (TDMA, GMSK, TN 0-4)	X	100.00	116.38	28.34	6.56	60.0	± 9.6 %
		Y	100.00	113.64	27.30		60.0	
		Z	100.00	113.80	27.44		60.0	
10097-CAB	UMTS-FDD (HSOPA)	X	2.81	76.39	21.06	0.00	150.0	± 9.6 %
		Y	1.94	68.17	16.32		150.0	
		Z	1.93	68.24	16.29		150.0	
10098-CAB	UMTS-FDD (HSUPA, Subtest 2)	X	2.79	76.62	21.18	0.00	150.0	± 9.6 %
		Y	1.90	68.13	16.28		150.0	
		Z	1.89	68.21	16.27		150.0	
10099-DAB	EDGE-FDD (TDMA, 8PSK, TN 0-4)	X	26.62	116.57	40.94	9.56	60.0	± 9.6 %
		Y	12.47	94.04	32.21		60.0	
		Z	16.37	101.20	34.99		60.0	
10100-CAB	LTE-FDD (SC-FDMA, 100% RB, 20 MHz, QPSK)	X	4.77	78.19	20.90	0.00	150.0	± 9.6 %
		Y	3.38	71.21	17.21		150.0	
		Z	3.37	71.25	17.21		150.0	
10101-CAB	LTE-FDD (SC-FDMA, 100% RB, 20 MHz, 16-QAM)	X	3.79	70.60	18.13	0.00	150.0	± 9.6 %
		Y	3.40	67.94	16.26		150.0	
		Z	3.38	67.95	16.25		150.0	
10102-CAB	LTE-FDD (SC-FDMA, 100% RB, 20 MHz, 64-QAM)	X	3.85	70.26	18.07	0.00	150.0	± 9.6 %
		Y	3.51	67.88	16.35		150.0	
		Z	3.48	67.86	16.32		150.0	
10103-CAB	LTE-TDD (SC-FDMA, 100% RB, 20 MHz, QPSK)	X	9.07	81.21	22.88	3.98	65.0	± 9.6 %
		Y	7.32	76.10	20.29		65.0	
		Z	7.60	77.27	20.79		65.0	
10104-CAB	LTE-TDD (SC-FDMA, 100% RB, 20 MHz, 16-QAM)	X	8.10	77.73	22.41	3.98	65.0	± 9.6 %
		Y	7.44	74.94	20.67		65.0	
		Z	7.60	75.47	20.94		65.0	
10105-CAB	LTE-TDD (SC-FDMA, 100% RB, 20 MHz, 64-QAM)	X	7.61	76.45	22.17	3.98	65.0	± 9.6 %
		Y	6.94	73.56	20.38		65.0	
		Z	7.46	75.06	21.08		65.0	
10108-CAC	LTE-FDD (SC-FDMA, 100% RB, 10 MHz, QPSK)	X	4.14	77.29	20.82	0.00	150.0	± 9.6 %
		Y	2.98	70.38	17.04		150.0	
		Z	2.96	70.42	17.03		150.0	
10109-CAC	LTE-FDD (SC-FDMA, 100% RB, 10 MHz, 16-QAM)	X	3.49	70.88	18.35	0.00	150.0	± 9.6 %
		Y	3.07	67.80	16.23		150.0	
		Z	3.05	67.80	16.20		150.0	
10110-CAC	LTE-FDD (SC-FDMA, 100% RB, 5 MHz, QPSK)	X	3.50	77.15	21.02	0.00	150.0	± 9.6 %
		Y	2.44	69.41	16.71		150.0	
		Z	2.42	69.50	16.72		150.0	
10111-CAC	LTE-FDD (SC-FDMA, 100% RB, 5 MHz, 16-QAM)	X	3.39	73.07	19.46	0.00	150.0	± 9.6 %
		Y	2.81	68.67	16.68		150.0	
		Z	2.77	68.57	16.58		150.0	

Certificate No: EX3-3687_Jul16

Page 15 of 38

EX3DV4-SN:3687

July 26, 2016

10112-CAC	LTE-FDD (SC-FDMA, 100% RB, 10 MHz, 64-QAM)	X	3.57	70.50	18.21	0.00	150.0	± 9.6 %
		Y	3.20	67.74	16.27		150.0	
		Z	3.17	67.72	16.23		150.0	
10113-CAC	LTE-FDD (SC-FDMA, 100% RB, 5 MHz, 64-QAM)	X	3.50	72.70	19.32	0.00	150.0	± 9.6 %
		Y	2.96	68.74	16.78		150.0	
		Z	2.92	68.63	16.67		150.0	
10114-CAB	IEEE 802.11n (HT Greenfield, 13.5 Mbps, BPSK)	X	5.36	67.98	17.28	0.00	150.0	± 9.6 %
		Y	5.25	67.23	16.54		150.0	
		Z	5.22	67.22	16.52		150.0	
10115-CAB	IEEE 802.11n (HT Greenfield, 81 Mbps, 16-QAM)	X	5.72	68.24	17.39	0.00	150.0	± 9.6 %
		Y	5.61	67.53	16.70		150.0	
		Z	5.58	67.52	16.68		150.0	
10116-CAB	IEEE 802.11n (HT Greenfield, 135 Mbps, 64-QAM)	X	5.50	68.28	17.35	0.00	150.0	± 9.6 %
		Y	5.38	67.50	16.60		150.0	
		Z	5.34	67.48	16.58		150.0	
10117-CAB	IEEE 802.11n (HT Mixed, 13.5 Mbps, BPSK)	X	5.36	67.97	17.30	0.00	150.0	± 9.6 %
		Y	5.25	67.22	16.56		150.0	
		Z	5.21	67.20	16.53		150.0	
10118-CAB	IEEE 802.11n (HT Mixed, 81 Mbps, 16-QAM)	X	5.81	68.43	17.50	0.00	150.0	± 9.6 %
		Y	5.69	67.70	16.79		150.0	
		Z	5.65	67.69	16.77		150.0	
10119-CAB	IEEE 802.11n (HT Mixed, 135 Mbps, 64-QAM)	X	5.47	68.22	17.33	0.00	150.0	± 9.6 %
		Y	5.35	67.44	16.59		150.0	
		Z	5.31	67.42	16.56		150.0	
10140-CAB	LTE-FDD (SC-FDMA, 100% RB, 15 MHz, 16-QAM)	X	3.90	70.24	17.97	0.00	150.0	± 9.6 %
		Y	3.55	67.87	16.27		150.0	
		Z	3.53	67.87	16.24		150.0	
10141-CAB	LTE-FDD (SC-FDMA, 100% RB, 15 MHz, 64-QAM)	X	3.99	70.11	18.01	0.00	150.0	± 9.6 %
		Y	3.67	67.93	16.42		150.0	
		Z	3.64	67.91	16.38		150.0	
10142-CAC	LTE-FDD (SC-FDMA, 100% RB, 3 MHz, QPSK)	X	3.61	79.49	21.84	0.00	150.0	± 9.6 %
		Y	2.23	69.52	16.59		150.0	
		Z	2.21	69.59	16.57		150.0	
10143-CAC	LTE-FDD (SC-FDMA, 100% RB, 3 MHz, 16-QAM)	X	3.74	76.40	20.46	0.00	150.0	± 9.6 %
		Y	2.72	69.66	16.71		150.0	
		Z	2.67	69.50	16.54		150.0	
10144-CAC	LTE-FDD (SC-FDMA, 100% RB, 3 MHz, 64-QAM)	X	3.14	72.31	18.16	0.00	150.0	± 9.6 %
		Y	2.47	67.28	15.08		150.0	
		Z	2.45	67.30	15.02		150.0	
10145-CAC	LTE-FDD (SC-FDMA, 100% RB, 1.4 MHz, QPSK)	X	8.62	95.67	25.59	0.00	150.0	± 9.6 %
		Y	1.62	68.20	14.45		150.0	
		Z	1.57	67.89	14.13		150.0	
10146-CAC	LTE-FDD (SC-FDMA, 100% RB, 1.4 MHz, 16-QAM)	X	55.01	114.84	29.58	0.00	150.0	± 9.6 %
		Y	3.14	71.71	15.30		150.0	
		Z	2.63	69.57	14.17		150.0	
10147-CAC	LTE-FDD (SC-FDMA, 100% RB, 1.4 MHz, 64-QAM)	X	100.00	124.53	32.18	0.00	150.0	± 9.6 %
		Y	4.25	75.99	17.23		150.0	
		Z	3.26	72.51	15.62		150.0	

EX3DV4- SN:3687

July 26, 2016

10149-CAB	LTE-FDD (SC-FDMA, 50% RB, 20 MHz, 16-QAM)	X	3.50	70.96	18.41	0.00	150.0	± 9.6 %
		Y	3.08	67.87	16.28		150.0	
		Z	3.06	67.86	16.25		150.0	
10150-CAB	LTE-FDD (SC-FDMA, 50% RB, 20 MHz, 64-QAM)	X	3.58	70.57	18.26	0.00	150.0	± 9.6 %
		Y	3.21	67.80	16.31		150.0	
		Z	3.18	67.77	16.27		150.0	
10151-CAB	LTE-TDD (SC-FDMA, 50% RB, 20 MHz, QPSK)	X	10.19	84.85	24.39	3.98	65.0	± 9.6 %
		Y	7.80	78.46	21.32		65.0	
		Z	8.08	79.17	21.62		65.0	
10152-CAB	LTE-TDD (SC-FDMA, 50% RB, 20 MHz, 16-QAM)	X	7.82	78.30	22.44	3.98	65.0	± 9.6 %
		Y	6.98	74.89	20.41		65.0	
		Z	7.17	75.53	20.72		65.0	
10153-CAB	LTE-TDD (SC-FDMA, 50% RB, 20 MHz, 64-QAM)	X	8.19	79.08	23.11	3.98	65.0	± 9.6 %
		Y	7.38	75.81	21.17		65.0	
		Z	7.55	76.36	21.42		65.0	
10154-CAC	LTE-FDD (SC-FDMA, 50% RB, 10 MHz, QPSK)	X	3.68	78.13	21.50	0.00	150.0	± 9.6 %
		Y	2.51	70.00	17.06		150.0	
		Z	2.48	69.99	17.02		150.0	
10155-CAC	LTE-FDD (SC-FDMA, 50% RB, 10 MHz, 16-QAM)	X	3.39	73.07	19.46	0.00	150.0	± 9.6 %
		Y	2.81	68.66	16.69		150.0	
		Z	2.77	68.58	16.59		150.0	
10156-CAC	LTE-FDD (SC-FDMA, 50% RB, 5 MHz, QPSK)	X	4.05	82.92	23.06	0.00	150.0	± 9.6 %
		Y	2.11	69.93	16.64		150.0	
		Z	2.08	69.96	16.58		150.0	
10157-CAC	LTE-FDD (SC-FDMA, 50% RB, 5 MHz, 16-QAM)	X	3.42	75.61	19.48	0.00	150.0	± 9.6 %
		Y	2.34	68.13	15.35		150.0	
		Z	2.31	68.12	15.25		150.0	
10158-CAC	LTE-FDD (SC-FDMA, 50% RB, 10 MHz, 64-QAM)	X	3.51	72.78	19.38	0.00	150.0	± 9.6 %
		Y	2.97	68.80	16.83		150.0	
		Z	2.93	68.69	16.71		150.0	
10159-CAC	LTE-FDD (SC-FDMA, 50% RB, 5 MHz, 64-QAM)	X	3.64	76.34	19.85	0.00	150.0	± 9.6 %
		Y	2.48	68.72	15.71		150.0	
		Z	2.44	68.63	15.56		150.0	
10160-CAB	LTE-FDD (SC-FDMA, 50% RB, 15 MHz, QPSK)	X	3.65	74.05	19.70	0.00	150.0	± 9.6 %
		Y	2.93	69.11	16.71		150.0	
		Z	2.90	69.14	16.70		150.0	
10161-CAB	LTE-FDD (SC-FDMA, 50% RB, 15 MHz, 16-QAM)	X	3.48	70.62	18.30	0.00	150.0	± 9.6 %
		Y	3.10	67.72	16.27		150.0	
		Z	3.07	67.70	16.22		150.0	
10162-CAB	LTE-FDD (SC-FDMA, 50% RB, 15 MHz, 64-QAM)	X	3.57	70.54	18.28	0.00	150.0	± 9.6 %
		Y	3.21	67.79	16.34		150.0	
		Z	3.18	67.77	16.29		150.0	
10166-CAC	LTE-FDD (SC-FDMA, 50% RB, 1.4 MHz, QPSK)	X	4.11	72.19	21.18	3.01	150.0	± 9.6 %
		Y	3.92	70.03	19.41		150.0	
		Z	3.78	69.59	19.15		150.0	
10167-CAC	LTE-FDD (SC-FDMA, 50% RB, 1.4 MHz, 16-QAM)	X	5.47	76.52	22.17	3.01	150.0	± 9.6 %
		Y	5.02	73.28	20.00		150.0	
		Z	4.73	72.52	19.64		150.0	

Certificate No: EX3-3687_Jul16

Page 17 of 38

EX3DV4- SN:3687

July 26, 2016

10168-CAC	LTE-FDD (SC-FDMA, 50% RB, 1.4 MHz, 64-QAM)	X	6.19	79.29	23.65	3.01	150.0	± 9.6 %
		Y	5.62	75.73	21.40		150.0	
		Z	5.20	74.53	20.83		150.0	
10169-CAB	LTE-FDD (SC-FDMA, 1 RB, 20 MHz, QPSK)	X	3.70	73.91	22.13	3.01	150.0	± 9.6 %
		Y	3.53	71.06	19.83		150.0	
		Z	3.30	70.11	19.37		150.0	
10170-CAB	LTE-FDD (SC-FDMA, 1 RB, 20 MHz, 16-QAM)	X	6.48	84.90	26.20	3.01	150.0	± 9.6 %
		Y	5.44	78.61	22.65		150.0	
		Z	4.70	76.21	21.66		150.0	
10171-AAB	LTE-FDD (SC-FDMA, 1 RB, 20 MHz, 64-QAM)	X	4.86	78.31	22.63	3.01	150.0	± 9.6 %
		Y	4.21	73.16	19.43		150.0	
		Z	3.85	72.02	18.96		150.0	
10172-CAB	LTE-TDD (SC-FDMA, 1 RB, 20 MHz, QPSK)	X	80.84	135.90	41.68	6.02	65.0	± 9.6 %
		Y	12.39	93.36	28.20		65.0	
		Z	11.61	92.61	28.07		65.0	
10173-CAB	LTE-TDD (SC-FDMA, 1 RB, 20 MHz, 16-QAM)	X	100.00	131.01	37.95	6.02	65.0	± 9.6 %
		Y	19.50	97.20	27.69		65.0	
		Z	18.64	96.69	27.58		65.0	
10174-CAB	LTE-TDD (SC-FDMA, 1 RB, 20 MHz, 64-QAM)	X	100.00	128.63	36.72	6.02	65.0	± 9.6 %
		Y	14.08	90.60	25.17		65.0	
		Z	15.07	91.99	25.63		65.0	
10175-CAC	LTE-FDD (SC-FDMA, 1 RB, 10 MHz, QPSK)	X	3.64	73.46	21.82	3.01	150.0	± 9.6 %
		Y	3.47	70.65	19.53		150.0	
		Z	3.26	69.78	19.12		150.0	
10176-CAC	LTE-FDD (SC-FDMA, 1 RB, 10 MHz, 16-QAM)	X	6.50	84.93	26.21	3.01	150.0	± 9.6 %
		Y	5.45	78.64	22.66		150.0	
		Z	4.71	76.24	21.67		150.0	
10177-CAE	LTE-FDD (SC-FDMA, 1 RB, 5 MHz, QPSK)	X	3.68	73.69	21.95	3.01	150.0	± 9.6 %
		Y	3.51	70.87	19.66		150.0	
		Z	3.29	69.94	19.22		150.0	
10178-CAC	LTE-FDD (SC-FDMA, 1 RB, 5 MHz, 16-QAM)	X	6.35	84.45	26.00	3.01	150.0	± 9.6 %
		Y	5.35	78.24	22.47		150.0	
		Z	4.65	75.97	21.53		150.0	
10179-CAC	LTE-FDD (SC-FDMA, 1 RB, 10 MHz, 64-QAM)	X	5.62	81.51	24.30	3.01	150.0	± 9.6 %
		Y	4.74	75.60	20.84		150.0	
		Z	4.23	73.96	20.17		150.0	
10180-CAC	LTE-FDD (SC-FDMA, 1 RB, 5 MHz, 64-QAM)	X	4.83	78.16	22.54	3.01	150.0	± 9.6 %
		Y	4.19	73.03	19.35		150.0	
		Z	3.84	71.93	18.91		150.0	
10181-CAB	LTE-FDD (SC-FDMA, 1 RB, 15 MHz, QPSK)	X	3.67	73.67	21.94	3.01	150.0	± 9.6 %
		Y	3.51	70.85	19.65		150.0	
		Z	3.29	69.92	19.21		150.0	
10182-CAB	LTE-FDD (SC-FDMA, 1 RB, 15 MHz, 16-QAM)	X	6.34	84.41	25.99	3.01	150.0	± 9.6 %
		Y	5.34	78.21	22.46		150.0	
		Z	4.64	75.94	21.52		150.0	
10183-AAA	LTE-FDD (SC-FDMA, 1 RB, 15 MHz, 64-QAM)	X	4.82	78.12	22.53	3.01	150.0	± 9.6 %
		Y	4.18	73.01	19.34		150.0	
		Z	3.83	71.91	18.89		150.0	

EX3DV4-- SN-3687

July 26, 2016

10184-CAC	LTE-FDD (SC-FDMA, 1 RB, 3 MHz, QPSK)	X	3.69	73.72	21.97	3.01	150.0	± 9.6 %
		Y	3.52	70.90	19.67		150.0	
		Z	3.30	69.97	19.23		150.0	
10185-CAC	LTE-FDD (SC-FDMA, 1 RB, 3 MHz, 16-QAM)	X	6.38	84.53	26.03	3.01	150.0	± 9.6 %
		Y	5.37	78.30	22.50		150.0	
		Z	4.66	76.01	21.55		150.0	
10186-AAC	LTE-FDD (SC-FDMA, 1 RB, 3 MHz, 64-QAM)	X	4.85	79.23	22.58	3.01	150.0	± 9.6 %
		Y	4.21	73.08	19.38		150.0	
		Z	3.85	71.97	18.93		150.0	
10187-CAC	LTE-FDD (SC-FDMA, 1 RB, 1.4 MHz, QPSK)	X	3.70	73.76	22.02	3.01	150.0	± 9.6 %
		Y	3.53	70.93	19.72		150.0	
		Z	3.30	70.01	19.28		150.0	
10188-CAC	LTE-FDD (SC-FDMA, 1 RB, 1.4 MHz, 16-QAM)	X	6.74	85.72	26.58	3.01	150.0	± 9.6 %
		Y	5.63	79.28	23.00		150.0	
		Z	4.82	76.72	21.94		150.0	
10189-AAC	LTE-FDD (SC-FDMA, 1 RB, 1.4 MHz, 64-QAM)	X	5.02	78.94	22.96	3.01	150.0	± 9.6 %
		Y	4.33	73.64	19.71		150.0	
		Z	3.94	72.42	19.21		150.0	
10193-CAB	IEEE 802.11n (HT Greenfield, 8.5 Mbps, BPSK)	X	4.78	67.50	17.14	0.00	150.0	± 9.6 %
		Y	4.67	66.66	16.33		150.0	
		Z	4.64	66.66	16.30		150.0	
10194-CAB	IEEE 802.11n (HT Greenfield, 39 Mbps, 16-QAM)	X	4.98	67.67	17.25	0.00	150.0	± 9.6 %
		Y	4.86	67.02	16.44		150.0	
		Z	4.83	67.01	16.41		150.0	
10195-CAB	IEEE 802.11n (HT Greenfield, 65 Mbps, 64-QAM)	X	5.02	67.87	17.25	0.00	150.0	± 9.6 %
		Y	4.91	67.04	16.45		150.0	
		Z	4.87	67.03	16.42		150.0	
10196-CAB	IEEE 802.11n (HT Mixed, 6.5 Mbps, BPSK)	X	4.80	67.61	17.18	0.00	150.0	± 9.6 %
		Y	4.69	66.76	16.36		150.0	
		Z	4.65	66.75	16.33		150.0	
10197-CAB	IEEE 802.11n (HT Mixed, 39 Mbps, 16-QAM)	X	5.00	67.89	17.26	0.00	150.0	± 9.6 %
		Y	4.88	67.04	16.45		150.0	
		Z	4.85	67.03	16.43		150.0	
10198-CAB	IEEE 802.11n (HT Mixed, 65 Mbps, 64-QAM)	X	5.03	67.89	17.26	0.00	150.0	± 9.6 %
		Y	4.91	67.05	16.46		150.0	
		Z	4.88	67.05	16.44		150.0	
10219-CAB	IEEE 802.11n (HT Mixed, 7.2 Mbps, BPSK)	X	4.76	67.66	17.17	0.00	150.0	± 9.6 %
		Y	4.64	66.77	16.33		150.0	
		Z	4.60	66.76	16.30		150.0	
10220-CAB	IEEE 802.11n (HT Mixed, 43.3 Mbps, 16-QAM)	X	5.00	67.87	17.26	0.00	150.0	± 9.6 %
		Y	4.88	67.03	16.45		150.0	
		Z	4.84	67.02	16.42		150.0	
10221-CAB	IEEE 802.11n (HT Mixed, 72.2 Mbps, 64-QAM)	X	5.03	67.80	17.24	0.00	150.0	± 9.6 %
		Y	4.92	66.98	16.45		150.0	
		Z	4.88	66.98	16.42		150.0	
10222-CAB	IEEE 802.11n (HT Mixed, 15 Mbps, BPSK)	X	5.34	68.00	17.30	0.00	150.0	± 9.6 %
		Y	5.23	67.24	16.56		150.0	
		Z	5.19	67.22	16.53		150.0	

Certificate No: EX3-3687_Jul16

Page 19 of 38

EX3DV4- SN:3687

July 26, 2016

10223-CAB	IEEE 802.11n (HT Mixed, 90 Mbps, 16-QAM)	X	5.69	68.22	17.41	0.00	150.0	± 9.6 %
		Y	5.58	67.53	16.72		150.0	
		Z	5.53	67.46	16.67		150.0	
10224-CAB	IEEE 802.11n (HT Mixed, 150 Mbps, 64-QAM)	X	5.39	68.11	17.28	0.00	150.0	± 9.6 %
		Y	5.27	67.34	16.54		150.0	
		Z	5.24	67.32	16.51		150.0	
10225-CAB	UMTS-FDD (HSPA+)	X	3.19	68.47	17.44	0.00	150.0	± 9.6 %
		Y	2.95	66.32	15.76		150.0	
		Z	2.92	66.32	15.71		150.0	
10226-CAA	LTE-TDD (SC-FDMA, 1 RB, 1.4 MHz, 16-QAM)	X	100.00	131.25	38.11	6.02	65.0	± 9.6 %
		Y	20.98	98.60	28.20		65.0	
		Z	19.70	97.86	28.03		65.0	
10227-CAA	LTE-TDD (SC-FDMA, 1 RB, 1.4 MHz, 64-QAM)	X	100.00	128.80	36.84	6.02	65.0	± 9.6 %
		Y	17.56	94.28	28.38		65.0	
		Z	16.49	93.53	28.17		65.0	
10228-CAA	LTE-TDD (SC-FDMA, 1 RB, 1.4 MHz, QPSK)	X	100.00	140.79	42.97	6.02	65.0	± 9.6 %
		Y	16.26	98.87	30.05		65.0	
		Z	17.41	100.57	30.65		65.0	
10229-CAB	LTE-TDD (SC-FDMA, 1 RB, 3 MHz, 16-QAM)	X	100.00	131.00	37.96	6.02	65.0	± 9.6 %
		Y	19.62	97.29	27.72		65.0	
		Z	18.63	96.75	27.61		65.0	
10230-CAB	LTE-TDD (SC-FDMA, 1 RB, 3 MHz, 64-QAM)	X	100.00	128.61	36.72	6.02	65.0	± 9.6 %
		Y	16.55	93.20	25.97		65.0	
		Z	15.70	92.61	25.82		65.0	
10231-CAB	LTE-TDD (SC-FDMA, 1 RB, 3 MHz, QPSK)	X	100.00	140.80	42.85	6.02	65.0	± 9.6 %
		Y	15.36	97.68	29.59		65.0	
		Z	16.54	99.48	30.24		65.0	
10232-CAB	LTE-TDD (SC-FDMA, 1 RB, 5 MHz, 16-QAM)	X	100.00	131.01	37.96	6.02	65.0	± 9.6 %
		Y	19.59	97.28	27.72		65.0	
		Z	18.62	96.75	27.61		65.0	
10233-CAB	LTE-TDD (SC-FDMA, 1 RB, 5 MHz, 64-QAM)	X	100.00	128.83	36.72	6.02	65.0	± 9.6 %
		Y	16.54	93.19	25.96		65.0	
		Z	15.69	92.62	25.82		65.0	
10234-CAB	LTE-TDD (SC-FDMA, 1 RB, 5 MHz, QPSK)	X	100.00	140.25	42.64	6.02	65.0	± 9.6 %
		Y	14.56	96.49	29.11		65.0	
		Z	15.72	98.36	29.79		65.0	
10235-CAB	LTE-TDD (SC-FDMA, 1 RB, 10 MHz, 16-QAM)	X	100.00	131.03	37.97	6.02	65.0	± 9.6 %
		Y	19.62	97.32	27.73		65.0	
		Z	18.65	96.79	27.62		65.0	
10236-CAB	LTE-TDD (SC-FDMA, 1 RB, 10 MHz, 64-QAM)	X	100.00	128.58	36.70	6.02	65.0	± 9.6 %
		Y	16.67	93.30	25.99		65.0	
		Z	15.82	92.73	25.85		65.0	
10237-CAB	LTE-TDD (SC-FDMA, 1 RB, 10 MHz, QPSK)	X	100.00	140.63	42.85	6.02	65.0	± 9.6 %
		Y	15.42	97.78	29.63		65.0	
		Z	16.63	99.61	30.28		65.0	
10238-CAB	LTE-TDD (SC-FDMA, 1 RB, 15 MHz, 16-QAM)	X	100.00	131.02	37.96	6.02	65.0	± 9.6 %
		Y	19.57	97.27	27.71		65.0	
		Z	18.60	96.74	27.61		65.0	

EX3DV4- SN:3687

July 26, 2016

10239-CAB	LTE-TDD (SC-FDMA, 1 RB, 15 MHz, 64-QAM)	X	100.00	128.65	36.73	6.02	65.0	± 9.6 %
		Y	18.51	93.18	25.96		65.0	
		Z	15.67	92.61	25.82		65.0	
10240-CAB	LTE-TDD (SC-FDMA, 1 RB, 15 MHz, QPSK)	X	100.00	140.64	42.86	6.02	65.0	± 9.6 %
		Y	15.37	97.72	29.61		65.0	
		Z	18.57	99.56	30.26		65.0	
10241-CAA	LTE-TDD (SC-FDMA, 50% RB, 1.4 MHz, 16-QAM)	X	11.18	87.08	28.18	6.98	65.0	± 9.6 %
		Y	9.86	82.30	25.49		65.0	
		Z	9.97	82.82	25.75		65.0	
10242-CAA	LTE-TDD (SC-FDMA, 50% RB, 1.4 MHz, 64-QAM)	X	10.03	84.59	27.11	6.98	65.0	± 9.6 %
		Y	8.73	79.66	24.33		65.0	
		Z	9.63	82.05	25.36		65.0	
10243-CAA	LTE-TDD (SC-FDMA, 50% RB, 1.4 MHz, QPSK)	X	7.74	80.52	26.42	6.98	65.0	± 9.6 %
		Y	7.01	76.51	23.85		65.0	
		Z	7.84	79.37	25.18		65.0	
10244-CAB	LTE-TDD (SC-FDMA, 50% RB, 3 MHz, 16-QAM)	X	11.61	86.45	23.60	3.98	65.0	± 9.6 %
		Y	7.61	77.57	19.62		65.0	
		Z	7.35	76.97	19.27		65.0	
10245-CAB	LTE-TDD (SC-FDMA, 50% RB, 3 MHz, 64-QAM)	X	11.08	85.36	23.16	3.98	65.0	± 9.6 %
		Y	7.51	77.12	19.39		65.0	
		Z	7.25	76.52	19.05		65.0	
10246-CAB	LTE-TDD (SC-FDMA, 50% RB, 3 MHz, QPSK)	X	16.24	95.28	26.50	3.98	65.0	± 9.6 %
		Y	7.16	79.78	20.52		65.0	
		Z	7.51	80.53	20.76		65.0	
10247-CAB	LTE-TDD (SC-FDMA, 50% RB, 5 MHz, 16-QAM)	X	8.05	81.05	22.29	3.98	65.0	± 9.6 %
		Y	6.32	75.38	19.43		65.0	
		Z	6.47	75.81	19.57		65.0	
10248-CAB	LTE-TDD (SC-FDMA, 50% RB, 5 MHz, 64-QAM)	X	7.82	80.00	21.85	3.98	65.0	± 9.6 %
		Y	6.32	74.68	19.21		65.0	
		Z	6.47	75.33	19.37		65.0	
10249-CAB	LTE-TDD (SC-FDMA, 50% RB, 5 MHz, QPSK)	X	17.10	96.86	27.78	3.98	65.0	± 9.6 %
		Y	8.08	81.80	21.94		65.0	
		Z	8.58	82.83	22.30		65.0	
10250-CAB	LTE-TDD (SC-FDMA, 50% RB, 10 MHz, 16-QAM)	X	8.60	82.25	24.10	3.98	65.0	± 9.6 %
		Y	7.18	77.35	21.51		65.0	
		Z	7.37	77.88	21.73		65.0	
10251-CAB	LTE-TDD (SC-FDMA, 50% RB, 10 MHz, 64-QAM)	X	7.82	79.11	22.53	3.98	65.0	± 9.6 %
		Y	6.80	75.16	20.30		65.0	
		Z	7.00	75.81	20.59		65.0	
10252-CAB	LTE-TDD (SC-FDMA, 50% RB, 10 MHz, QPSK)	X	12.94	91.44	26.79	3.98	65.0	± 9.6 %
		Y	8.15	81.13	22.37		65.0	
		Z	8.58	82.12	22.75		65.0	
10253-CAB	LTE-TDD (SC-FDMA, 50% RB, 15 MHz, 16-QAM)	X	7.51	77.42	22.12	3.98	65.0	± 9.6 %
		Y	6.80	74.30	20.20		65.0	
		Z	6.98	74.92	20.50		65.0	
10254-CAB	LTE-TDD (SC-FDMA, 50% RB, 15 MHz, 64-QAM)	X	7.89	78.23	22.76	3.98	65.0	± 9.6 %
		Y	7.19	75.19	20.90		65.0	
		Z	7.35	75.73	21.15		65.0	

Certificate No: EX3-3687_Jul16

Page 21 of 38

EX3DV4- SN:3687

July 28, 2016

10255-CAB	LTE-TDD (SC-FDMA, 50% RB, 15 MHz, QPSK)	X	9.49	83.86	24.30	3.98	65.0	± 9.6 %
		Y	7.48	77.94	21.35		65.0	
		Z	7.76	78.68	21.67		65.0	
10256-CAA	LTE-TDD (SC-FDMA, 100% RB, 1.4 MHz, 16-QAM)	X	10.02	83.36	21.55	3.98	65.0	± 9.6 %
		Y	6.43	74.73	17.62		65.0	
		Z	6.17	74.06	17.22		65.0	
10257-CAA	LTE-TDD (SC-FDMA, 100% RB, 1.4 MHz, 64-QAM)	X	9.31	81.77	20.87	3.98	65.0	± 9.6 %
		Y	6.31	74.11	17.29		65.0	
		Z	6.06	73.46	16.90		65.0	
10258-CAA	LTE-TDD (SC-FDMA, 100% RB, 1.4 MHz, QPSK)	X	12.43	90.01	24.07	3.98	65.0	± 9.6 %
		Y	5.97	76.67	18.70		65.0	
		Z	6.13	77.03	18.77		65.0	
10259-CAB	LTE-TDD (SC-FDMA, 100% RB, 3 MHz, 16-QAM)	X	8.25	81.38	22.89	3.98	65.0	± 9.6 %
		Y	6.65	76.04	20.15		65.0	
		Z	6.82	76.54	20.33		65.0	
10260-CAB	LTE-TDD (SC-FDMA, 100% RB, 3 MHz, 64-QAM)	X	8.15	80.81	22.88	3.98	65.0	± 9.6 %
		Y	6.89	75.83	20.08		65.0	
		Z	6.85	76.30	20.25		65.0	
10261-CAB	LTE-TDD (SC-FDMA, 100% RB, 3 MHz, QPSK)	X	13.63	92.80	26.85	3.98	65.0	± 9.6 %
		Y	7.75	80.80	21.88		65.0	
		Z	8.20	81.82	22.26		65.0	
10262-CAB	LTE-TDD (SC-FDMA, 100% RB, 5 MHz, 16-QAM)	X	8.59	82.20	24.06	3.98	65.0	± 9.6 %
		Y	7.17	77.29	21.47		65.0	
		Z	7.36	77.84	21.89		65.0	
10263-CAB	LTE-TDD (SC-FDMA, 100% RB, 5 MHz, 64-QAM)	X	7.81	79.10	22.53	3.98	65.0	± 9.6 %
		Y	6.79	75.15	20.30		65.0	
		Z	6.99	75.80	20.59		65.0	
10264-CAB	LTE-TDD (SC-FDMA, 100% RB, 5 MHz, QPSK)	X	12.79	91.18	26.68	3.98	65.0	± 9.6 %
		Y	8.08	80.96	22.28		65.0	
		Z	8.51	81.96	22.67		65.0	
10265-CAB	LTE-TDD (SC-FDMA, 100% RB, 10 MHz, 16-QAM)	X	7.81	78.30	22.44	3.98	65.0	± 9.6 %
		Y	6.98	74.89	20.42		65.0	
		Z	7.17	75.53	20.73		65.0	
10266-CAB	LTE-TDD (SC-FDMA, 100% RB, 10 MHz, 64-QAM)	X	8.18	79.07	23.10	3.98	65.0	± 9.6 %
		Y	7.38	75.80	21.16		65.0	
		Z	7.55	76.35	21.42		65.0	
10267-CAB	LTE-TDD (SC-FDMA, 100% RB, 10 MHz, QPSK)	X	10.16	84.78	24.37	3.98	65.0	± 9.6 %
		Y	7.79	78.42	21.30		65.0	
		Z	8.07	79.13	21.60		65.0	
10268-CAB	LTE-TDD (SC-FDMA, 100% RB, 15 MHz, 16-QAM)	X	8.11	77.19	22.31	3.98	65.0	± 9.6 %
		Y	7.56	74.73	20.72		65.0	
		Z	7.71	75.21	20.97		65.0	
10269-CAB	LTE-TDD (SC-FDMA, 100% RB, 15 MHz, 64-QAM)	X	7.98	76.57	22.12	3.98	65.0	± 9.6 %
		Y	7.51	74.32	20.62		65.0	
		Z	7.85	74.79	20.87		65.0	
10270-CAB	LTE-TDD (SC-FDMA, 100% RB, 15 MHz, QPSK)	X	8.68	79.87	22.63	3.98	65.0	± 9.6 %
		Y	7.57	76.10	20.54		65.0	
		Z	7.74	76.58	20.76		65.0	

EX3DV4- SN:3687

July 26, 2016

10274-CAB	UMTS-FDD (HSUPA, Subtest 5, 3GPP Rel8.10)	X	3.03	69.54	17.75	0.00	150.0	± 9.6 %
		Y	2.69	66.60	15.63		150.0	
		Z	2.68	66.65	15.61		150.0	
10275-CAB	UMTS-FDD (HSUPA, Subtest 5, 3GPP Rel8.4)	X	3.26	81.54	22.94	0.00	150.0	± 9.6 %
		Y	1.75	68.75	16.29		150.0	
		Z	1.75	68.93	16.33		150.0	
10277-CAA	PHS (QPSK)	X	3.28	64.60	10.21	9.03	50.0	± 9.6 %
		Y	3.51	64.85	10.46		50.0	
		Z	3.60	65.03	10.57		50.0	
10278-CAA	PHS (QPSK, BW 884MHz, Rolloff 0.5)	X	10.76	84.73	21.65	9.03	50.0	± 9.6 %
		Y	6.78	76.25	18.34		50.0	
		Z	6.91	76.38	18.37		50.0	
10279-CAA	PHS (QPSK, BW 884MHz, Rolloff 0.38)	X	11.02	84.98	21.78	9.03	50.0	± 9.6 %
		Y	6.93	76.48	18.46		50.0	
		Z	7.07	76.63	18.50		50.0	
10290-AAB	CDMA2000, RC1, SO55, Full Rate	X	88.46	134.34	35.76	0.00	150.0	± 9.6 %
		Y	1.85	71.33	16.06		150.0	
		Z	1.82	71.34	15.92		150.0	
10291-AAB	CDMA2000, RC3, SO55, Full Rate	X	100.00	145.97	39.15	0.00	150.0	± 9.6 %
		Y	1.03	68.06	14.54		150.0	
		Z	1.02	68.16	14.44		150.0	
10292-AAB	CDMA2000, RC3, SO32, Full Rate	X	100.00	152.38	41.89	0.00	150.0	± 9.6 %
		Y	1.43	73.89	17.61		150.0	
		Z	1.42	74.02	17.49		150.0	
10293-AAB	CDMA2000, RC3, SO3, Full Rate	X	100.00	156.15	43.74	0.00	150.0	± 9.6 %
		Y	2.47	82.67	21.53		150.0	
		Z	2.37	82.05	21.11		150.0	
10295-AAB	CDMA2000, RC1, SO3, 1/8th Rate 25 fr.	X	11.88	89.58	26.39	9.03	50.0	± 9.6 %
		Y	8.09	80.45	22.47		50.0	
		Z	8.69	81.73	22.97		50.0	
10297-AAA	LTE-FDD (SC-FDMA, 50% RB, 20 MHz, QPSK)	X	4.17	77.48	20.92	0.00	150.0	± 9.6 %
		Y	2.99	70.50	17.11		150.0	
		Z	2.97	70.52	17.10		150.0	
10298-AAB	LTE-FDD (SC-FDMA, 50% RB, 3 MHz, QPSK)	X	5.90	90.04	24.75	0.00	150.0	± 9.6 %
		Y	1.90	69.69	15.85		150.0	
		Z	1.87	69.59	15.68		150.0	
10299-AAB	LTE-FDD (SC-FDMA, 50% RB, 3 MHz, 16-QAM)	X	16.42	98.77	26.49	0.00	150.0	± 9.6 %
		Y	3.65	73.42	16.80		150.0	
		Z	3.15	71.54	15.85		150.0	
10300-AAB	LTE-FDD (SC-FDMA, 50% RB, 3 MHz, 64-QAM)	X	4.77	78.02	18.71	0.00	150.0	± 9.6 %
		Y	2.60	67.67	13.52		150.0	
		Z	2.37	66.75	12.94		150.0	
10301-AAA	IEEE 802.16e WiMAX (29.18, 5ms, 10MHz, QPSK_PUSC)	X	5.27	67.15	18.86	4.17	50.0	± 9.6 %
		Y	5.09	65.96	17.88		50.0	
		Z	5.08	66.02	17.89		50.0	
10302-AAA	IEEE 802.16e WiMAX (29.18, 5ms, 10MHz, QPSK_PUSC, 3 CTRL. symbols)	X	5.68	67.44	19.40	4.96	50.0	± 9.6 %
		Y	5.54	66.38	18.47		50.0	
		Z	5.63	66.95	18.78		50.0	

Certificate No: EX3-3687_Jul16

Page 23 of 38

EX3DV4- SN:3687

July 26, 2016

10303-AAA	IEEE 802.16e WiMAX (31:15, 5ms, 10MHz, 64QAM, PUSC)	X	5.46	67.26	19.35	4.96	50.0	± 9.6 %	
			Y	5.33	66.17	18.40		50.0	
			Z	5.42	66.78	18.73		50.0	
10304-AAA	IEEE 802.16e WiMAX (29:18, 5ms, 10MHz, 64QAM, PUSC)	X	5.23	67.00	18.77	4.17	50.0	± 9.6 %	
			Y	5.09	65.90	17.82		50.0	
			Z	5.15	66.39	18.08		50.0	
10305-AAA	IEEE 802.16e WiMAX (31:15, 10ms, 10MHz, 64QAM, PUSC, 15 symbols)	X	5.32	71.38	22.39	6.02	35.0	± 9.6 %	
			Y	5.16	69.71	21.00		35.0	
			Z	5.48	71.47	21.93		35.0	
10306-AAA	IEEE 802.16e WiMAX (29:18, 10ms, 10MHz, 64QAM, PUSC, 18 symbols)	X	5.34	68.90	21.13	6.02	35.0	± 9.6 %	
			Y	5.26	67.79	20.07		35.0	
			Z	5.42	68.86	20.69		35.0	
10307-AAA	IEEE 802.16e WiMAX (29:18, 10ms, 10MHz, QPSK, PUSC, 18 symbols)	X	5.33	69.51	21.32	6.02	35.0	± 9.6 %	
			Y	5.23	68.29	20.20		35.0	
			Z	5.42	69.47	20.86		35.0	
10308-AAA	IEEE 802.16e WiMAX (29:18, 10ms, 10MHz, 16QAM, PUSC)	X	5.32	69.81	21.51	6.02	35.0	± 9.6 %	
			Y	5.21	68.52	20.34		35.0	
			Z	5.42	69.79	21.05		35.0	
10309-AAA	IEEE 802.16e WiMAX (29:18, 10ms, 10MHz, 16QAM, AMC 2x3, 18 symbols)	X	5.45	69.26	21.34	6.02	35.0	± 9.6 %	
			Y	5.34	68.07	20.23		35.0	
			Z	5.52	69.18	20.87		35.0	
10310-AAA	IEEE 802.16e WiMAX (29:18, 10ms, 10MHz, QPSK, AMC 2x3, 18 symbols)	X	5.32	69.10	21.17	6.02	35.0	± 9.6 %	
			Y	5.23	67.95	20.09		35.0	
			Z	5.40	69.07	20.73		35.0	
10311-AAA	LTE-FDD (SC-FDMA, 100% RB, 15 MHz, QPSK)	X	4.57	75.97	20.10	0.00	150.0	± 9.6 %	
			Y	3.36	69.81	16.75		150.0	
			Z	3.34	69.79	16.72		150.0	
10313-AAA	iDEN 1:3	X	13.93	90.23	22.53	6.99	70.0	± 9.6 %	
			Y	4.97	74.36	16.70		70.0	
			Z	5.29	75.06	16.97		70.0	
10314-AAA	iDEN 1:6	X	33.22	109.59	31.06	10.00	30.0	± 9.6 %	
			Y	6.66	81.02	21.88		30.0	
			Z	6.67	80.82	21.76		30.0	
10315-AAB	IEEE 802.11b WiFi 2.4 GHz (DSSS, 1 Mbps, 96pc duty cycle)	X	1.36	69.56	19.97	0.17	150.0	± 9.6 %	
			Y	1.15	64.42	15.76		150.0	
			Z	1.15	64.51	15.78		150.0	
10316-AAB	IEEE 802.11g WiFi 2.4 GHz (ERP-OFDM, 6 Mbps, 96pc duty cycle)	X	4.84	67.53	17.24	0.17	150.0	± 9.6 %	
			Y	4.73	66.69	16.41		150.0	
			Z	4.71	66.72	16.41		150.0	
10317-AAB	IEEE 802.11a WiFi 5 GHz (OFDM, 6 Mbps, 96pc duty cycle)	X	4.84	67.53	17.24	0.17	150.0	± 9.6 %	
			Y	4.73	66.69	16.41		150.0	
			Z	4.71	66.72	16.41		150.0	
10400-AAC	IEEE 802.11ac WiFi (20MHz, 64-QAM, 99pc duty cycle)	X	5.00	67.95	17.26	0.00	150.0	± 9.6 %	
			Y	4.87	67.06	16.42		150.0	
			Z	4.84	67.07	16.41		150.0	
10401-AAC	IEEE 802.11ac WiFi (40MHz, 64-QAM, 99pc duty cycle)	X	5.81	67.82	17.19	0.00	150.0	± 9.6 %	
			Y	5.51	67.14	16.50		150.0	
			Z	5.48	67.15	16.50		150.0	

EX3DV4- SN:3687

July 26, 2016

10402-AAC	IEEE 802.11ac WiFi (80MHz, 64-QAM, 99pc duty cycle)	X	5.92	66.33	17.27	0.00	150.0	± 9.6 %
		Y	5.81	67.66	16.61		150.0	
		Z	5.77	67.64	16.58		150.0	
10403-AAB	CDMA2000 (1xEV-DO, Rev. 0)	X	88.46	134.34	35.76	0.00	115.0	± 9.6 %
		Y	1.85	71.33	16.06		115.0	
		Z	1.82	71.34	15.92		115.0	
10404-AAB	CDMA2000 (1xEV-DO, Rev. A)	X	88.46	134.34	35.76	0.00	115.0	± 9.6 %
		Y	1.85	71.33	16.06		115.0	
		Z	1.82	71.34	15.92		115.0	
10406-AAB	CDMA2000, RC3, SO32, SCHO, Full Rate	X	100.00	132.57	35.82	0.00	100.0	± 9.6 %
		Y	100.00	122.77	31.49		100.0	
		Z	28.95	105.84	27.43		100.0	
10410-AAA	LTE-TDD (SC-FDMA, 1 RB, 10 MHz, QPSK, UL Subframe=2,3,4,7,8,9)	X	0.91	60.00	4.98	2.23	80.0	± 9.6 %
		Y	1.02	60.00	5.08		80.0	
		Z	0.99	60.00	4.99		80.0	
10415-AAA	IEEE 802.11b WiFi 2.4 GHz (DSSS, 1 Mbps, 99pc duty cycle)	X	1.21	67.86	19.11	0.00	150.0	± 9.6 %
		Y	1.05	63.34	15.14		150.0	
		Z	1.04	63.38	15.13		150.0	
10416-AAA	IEEE 802.11g WiFi 2.4 GHz (ERP-OFDM, 6 Mbps, 99pc duty cycle)	X	4.79	67.54	17.19	0.00	150.0	± 9.6 %
		Y	4.67	66.70	16.37		150.0	
		Z	4.64	66.70	16.35		150.0	
10417-AAA	IEEE 802.11a/n WiFi 5 GHz (OFDM, 6 Mbps, 99pc duty cycle)	X	4.79	67.54	17.19	0.00	150.0	± 9.6 %
		Y	4.67	66.70	16.37		150.0	
		Z	4.64	66.70	16.35		150.0	
10418-AAA	IEEE 802.11g WiFi 2.4 GHz (DSSS-OFDM, 6 Mbps, 99pc duty cycle, Long preamble)	X	4.78	67.74	17.23	0.00	150.0	± 9.6 %
		Y	4.66	66.84	16.38		150.0	
		Z	4.63	66.85	16.36		150.0	
10419-AAA	IEEE 802.11g WiFi 2.4 GHz (DSSS-OFDM, 6 Mbps, 99pc duty cycle, Short preamble)	X	4.80	67.67	17.22	0.00	150.0	± 9.6 %
		Y	4.68	66.80	16.39		150.0	
		Z	4.65	66.80	16.37		150.0	
10422-AAA	IEEE 802.11n (HT Greenfield, 7.2 Mbps, BPSK)	X	4.92	67.62	17.20	0.00	150.0	± 9.6 %
		Y	4.81	66.80	16.40		150.0	
		Z	4.78	66.80	16.38		150.0	
10423-AAA	IEEE 802.11n (HT Greenfield, 43.3 Mbps, 16-QAM)	X	5.12	68.00	17.32	0.00	150.0	± 9.6 %
		Y	5.01	67.17	16.53		150.0	
		Z	4.97	67.16	16.51		150.0	
10424-AAA	IEEE 802.11n (HT Greenfield, 72.2 Mbps, 64-QAM)	X	5.04	67.96	17.31	0.00	150.0	± 9.6 %
		Y	4.92	67.11	16.50		150.0	
		Z	4.88	67.10	16.48		150.0	
10425-AAA	IEEE 802.11n (HT Greenfield, 15 Mbps, BPSK)	X	5.60	68.14	17.35	0.00	150.0	± 9.6 %
		Y	5.49	67.41	16.64		150.0	
		Z	5.46	67.40	16.62		150.0	
10426-AAA	IEEE 802.11n (HT Greenfield, 90 Mbps, 16-QAM)	X	5.61	68.16	17.36	0.00	150.0	± 9.6 %
		Y	5.50	67.44	16.65		150.0	
		Z	5.46	67.42	16.62		150.0	

Certificate No: EX3-3687_Jul16

Page 25 of 38

EX3DV4- SN:3687

July 26, 2016

10427-AAA	IEEE 802.11n (HT Greenfield, 150 Mbps, 64-QAM)	X	5.63	68.15	17.35	0.00	150.0	± 9.6 %
		Y	5.52	67.44	16.65		150.0	
		Z	5.48	67.42	16.62		150.0	
10430-AAA	LTE-FDD (OFDMA, 5 MHz, E-TM 3.1)	X	4.84	73.06	20.06	0.00	150.0	± 9.6 %
		Y	4.51	71.10	18.70		150.0	
		Z	4.38	70.61	18.36		150.0	
10431-AAA	LTE-FDD (OFDMA, 10 MHz, E-TM 3.1)	X	4.57	68.47	17.47	0.00	150.0	± 9.6 %
		Y	4.40	67.28	16.45		150.0	
		Z	4.37	67.28	16.42		150.0	
10432-AAA	LTE-FDD (OFDMA, 15 MHz, E-TM 3.1)	X	4.63	68.13	17.36	0.00	150.0	± 9.6 %
		Y	4.69	67.16	16.47		150.0	
		Z	4.66	67.15	16.45		150.0	
10433-AAA	LTE-FDD (OFDMA, 20 MHz, E-TM 3.1)	X	5.05	68.01	17.34	0.00	150.0	± 9.6 %
		Y	4.93	67.15	16.53		150.0	
		Z	4.90	67.15	16.50		150.0	
10434-AAA	W-CDMA (BS Test Model 1, 64 DPCH)	X	5.13	74.55	20.37	0.00	150.0	± 9.6 %
		Y	4.65	72.04	18.79		150.0	
		Z	4.50	71.47	18.39		150.0	
10435-AAA	LTE-TDD (SC-FDMA, 1 RB, 20 MHz, QPSK, UL Subframe=2,3,4,7,8,9)	X	0.91	60.00	4.97	2.23	80.0	± 9.6 %
		Y	1.03	60.00	5.07		80.0	
		Z	0.99	60.00	4.99		80.0	
10447-AAA	LTE-FDD (OFDMA, 5 MHz, E-TM 3.1, Clipping 44%)	X	4.00	69.32	17.43	0.00	150.0	± 9.6 %
		Y	3.72	67.40	15.99		150.0	
		Z	3.69	67.40	15.93		150.0	
10448-AAA	LTE-FDD (OFDMA, 10 MHz, E-TM 3.1, Clipping 44%)	X	4.39	68.29	17.37	0.00	150.0	± 9.6 %
		Y	4.23	67.06	16.31		150.0	
		Z	4.19	67.06	16.28		150.0	
10449-AAA	LTE-FDD (OFDMA, 15 MHz, E-TM 3.1, Clipping 44%)	X	4.63	68.02	17.31	0.00	150.0	± 9.6 %
		Y	4.48	66.99	16.38		150.0	
		Z	4.45	66.99	16.35		150.0	
10450-AAA	LTE-FDD (OFDMA, 20 MHz, E-TM 3.1, Clipping 44%)	X	4.79	67.83	17.24	0.00	150.0	± 9.6 %
		Y	4.67	66.91	16.39		150.0	
		Z	4.63	66.91	16.36		150.0	
10451-AAA	W-CDMA (BS Test Model 1, 64 DPCH, Clipping 44%)	X	4.02	70.05	17.38	0.00	150.0	± 9.6 %
		Y	3.65	67.71	15.75		150.0	
		Z	3.61	67.70	15.68		150.0	
10456-AAA	IEEE 802.11ac WiFi (160MHz, 64-QAM, 99pc duty cycle)	X	6.45	68.60	17.40	0.00	150.0	± 9.6 %
		Y	6.35	68.02	16.80		150.0	
		Z	6.31	67.99	16.77		150.0	
10457-AAA	UMTS-FDD (DC-HSDPA)	X	3.95	66.14	16.97	0.00	150.0	± 9.6 %
		Y	3.87	65.33	16.10		150.0	
		Z	3.85	65.33	16.07		150.0	
10458-AAA	CDMA2000 (1xEV-DO, Rev. B, 2 carriers)	X	3.79	69.17	16.81	0.00	150.0	± 9.6 %
		Y	3.46	66.93	15.21		150.0	
		Z	3.43	67.00	15.17		150.0	
10459-AAA	CDMA2000 (1xEV-DO, Rev. B, 3 carriers)	X	4.75	66.25	16.87	0.00	150.0	± 9.6 %
		Y	4.50	64.85	15.78		150.0	
		Z	4.60	65.44	16.04		150.0	

EX3DV4- SN:3687

July 26, 2016

10460-AAA	UMTS-FDD (WCDMA, AMR)	X	12.04	123.08	38.00	0.00	150.0	± 9.6 %
		Y	1.00	69.62	17.28		150.0	
		Z	1.01	70.04	17.42		150.0	
10461-AAA	LTE-TDD (SC-FDMA, 1 RB, 1.4 MHz, QPSK, UL Subframe=2,3,4,7,8,9)	X	100.00	134.29	36.64	3.29	80.0	± 9.6 %
		Y	100.00	120.65	30.55		80.0	
		Z	78.81	117.26	29.68		80.0	
10462-AAA	LTE-TDD (SC-FDMA, 1 RB, 1.4 MHz, 16-QAM, UL Subframe=2,3,4,7,8,9)	X	100.00	114.10	27.09	3.23	80.0	± 9.6 %
		Y	4.94	74.34	15.06		80.0	
		Z	3.86	71.95	14.17		80.0	
10463-AAA	LTE-TDD (SC-FDMA, 1 RB, 1.4 MHz, 64-QAM, UL Subframe=2,3,4,7,8,9)	X	100.00	109.68	25.03	3.23	80.0	± 9.6 %
		Y	2.60	67.76	12.17		80.0	
		Z	2.44	66.57	11.64		80.0	
10464-AAA	LTE-TDD (SC-FDMA, 1 RB, 3 MHz, QPSK, UL Subframe=2,3,4,7,8,9)	X	100.00	132.30	35.53	3.23	80.0	± 9.6 %
		Y	100.00	118.37	29.34		80.0	
		Z	54.89	110.54	27.47		80.0	
10465-AAA	LTE-TDD (SC-FDMA, 1 RB, 3 MHz, 16-QAM, UL Subframe=2,3,4,7,8,9)	X	100.00	113.37	28.74	3.23	80.0	± 9.6 %
		Y	3.94	71.89	14.12		80.0	
		Z	3.26	70.11	13.42		80.0	
10466-AAA	LTE-TDD (SC-FDMA, 1 RB, 3 MHz, 64-QAM, UL Subframe=2,3,4,7,8,9)	X	100.00	108.99	24.71	3.23	80.0	± 9.6 %
		Y	2.51	66.57	11.64		80.0	
		Z	2.22	65.60	11.18		80.0	
10467-AAA	LTE-TDD (SC-FDMA, 1 RB, 5 MHz, QPSK, UL Subframe=2,3,4,7,8,9)	X	100.00	132.60	35.66	3.23	80.0	± 9.6 %
		Y	100.00	118.59	29.44		80.0	
		Z	67.06	113.27	28.14		80.0	
10468-AAA	LTE-TDD (SC-FDMA, 1 RB, 5 MHz, 16-QAM, UL Subframe=2,3,4,7,8,9)	X	100.00	113.60	26.84	3.23	80.0	± 9.6 %
		Y	4.13	72.43	14.33		80.0	
		Z	3.38	70.54	13.60		80.0	
10469-AAA	LTE-TDD (SC-FDMA, 1 RB, 5 MHz, 64-QAM, UL Subframe=2,3,4,7,8,9)	X	100.00	109.03	24.72	3.23	80.0	± 9.6 %
		Y	2.51	66.61	11.65		80.0	
		Z	2.23	65.63	11.19		80.0	
10470-AAA	LTE-TDD (SC-FDMA, 1 RB, 10 MHz, QPSK, UL Subframe=2,3,4,7,8,9)	X	100.00	132.67	35.69	3.23	80.0	± 9.6 %
		Y	100.00	118.60	29.44		80.0	
		Z	67.90	113.44	28.17		80.0	
10471-AAA	LTE-TDD (SC-FDMA, 1 RB, 10 MHz, 16-QAM, UL Subframe=2,3,4,7,8,9)	X	100.00	113.53	26.81	3.23	80.0	± 9.6 %
		Y	4.10	72.35	14.29		80.0	
		Z	3.36	70.47	13.56		80.0	
10472-AAA	LTE-TDD (SC-FDMA, 1 RB, 10 MHz, 64-QAM, UL Subframe=2,3,4,7,8,9)	X	100.00	108.96	24.68	3.23	80.0	± 9.6 %
		Y	2.50	66.56	11.62		80.0	
		Z	2.21	65.58	11.16		80.0	
10473-AAA	LTE-TDD (SC-FDMA, 1 RB, 15 MHz, QPSK, UL Subframe=2,3,4,7,8,9)	X	100.00	132.63	35.67	3.23	80.0	± 9.6 %
		Y	100.00	118.57	29.43		80.0	
		Z	67.58	113.35	28.15		80.0	
10474-AAA	LTE-TDD (SC-FDMA, 1 RB, 15 MHz, 16-QAM, UL Subframe=2,3,4,7,8,9)	X	100.00	113.55	26.81	3.23	80.0	± 9.6 %
		Y	4.08	72.29	14.27		80.0	
		Z	3.34	70.42	13.54		80.0	
10475-AAA	LTE-TDD (SC-FDMA, 1 RB, 15 MHz, 64-QAM, UL Subframe=2,3,4,7,8,9)	X	100.00	108.98	24.69	3.23	80.0	± 9.6 %
		Y	2.49	66.53	11.61		80.0	
		Z	2.21	65.55	11.15		80.0	

Certificate No: EX3-3687_Jul16

Page 27 of 38

EX3DV4- SN:3687

July 26, 2016

10477-AAA	LTE-TDD (SC-FDMA, 1 RB, 20 MHz, 16-QAM, UL Subframe=2,3,4,7,8,9)	X	100.00	113.33	26.71	3.23	80.0	± 9.6 %
		Y	3.92	71.85	14.09		80.0	
		Z	3.24	70.08	13.39		80.0	
10478-AAA	LTE-TDD (SC-FDMA, 1 RB, 20 MHz, 64-QAM, UL Subframe=2,3,4,7,8,9)	X	100.00	108.89	24.65	3.23	80.0	± 9.6 %
		Y	2.47	66.46	11.57		80.0	
		Z	2.20	65.49	11.12		80.0	
10479-AAA	LTE-TDD (SC-FDMA, 50% RB, 1.4 MHz, QPSK, UL Subframe=2,3,4,7,8,9)	X	100.00	105.44	22.69	1.99	80.0	± 9.6 %
		Y	1.40	61.91	8.83		80.0	
		Z	1.22	60.81	8.11		80.0	
10480-AAA	LTE-TDD (SC-FDMA, 50% RB, 1.4 MHz, 16-QAM, UL Subframe=2,3,4,7,8,9)	X	1.37	60.41	7.55	1.99	80.0	± 9.6 %
		Y	1.46	60.00	7.12		80.0	
		Z	1.43	60.00	6.97		80.0	
10481-AAA	LTE-TDD (SC-FDMA, 50% RB, 1.4 MHz, 64-QAM, UL Subframe=2,3,4,7,8,9)	X	1.34	60.00	7.07	1.99	80.0	± 9.6 %
		Y	1.48	60.00	6.90		80.0	
		Z	1.46	60.00	6.75		80.0	
10482-AAA	LTE-TDD (SC-FDMA, 50% RB, 3 MHz, QPSK, UL Subframe=2,3,4,7,8,9)	X	100.00	122.72	31.96	1.99	80.0	± 9.6 %
		Y	3.77	73.54	17.00		80.0	
		Z	4.03	74.45	17.27		80.0	
10483-AAA	LTE-TDD (SC-FDMA, 50% RB, 3 MHz, 16-QAM, UL Subframe=2,3,4,7,8,9)	X	100.00	118.35	30.71	1.99	80.0	± 9.6 %
		Y	5.38	74.76	17.30		80.0	
		Z	4.74	73.06	16.49		80.0	
10484-AAA	LTE-TDD (SC-FDMA, 50% RB, 3 MHz, 64-QAM, UL Subframe=2,3,4,7,8,9)	X	100.00	118.12	30.67	1.99	80.0	± 9.6 %
		Y	5.09	73.85	16.98		80.0	
		Z	4.63	72.28	16.21		80.0	
10485-AAA	LTE-TDD (SC-FDMA, 50% RB, 5 MHz, QPSK, UL Subframe=2,3,4,7,8,9)	X	96.76	125.95	34.02	1.99	80.0	± 9.6 %
		Y	4.37	75.77	18.89		80.0	
		Z	4.74	76.98	19.10		80.0	
10486-AAA	LTE-TDD (SC-FDMA, 50% RB, 5 MHz, 16-QAM, UL Subframe=2,3,4,7,8,9)	X	8.66	85.13	22.64	1.99	80.0	± 9.6 %
		Y	3.69	70.33	16.36		80.0	
		Z	3.78	70.76	16.47		80.0	
10487-AAA	LTE-TDD (SC-FDMA, 50% RB, 5 MHz, 64-QAM, UL Subframe=2,3,4,7,8,9)	X	7.93	83.06	21.95	1.99	80.0	± 9.6 %
		Y	3.68	69.94	16.21		80.0	
		Z	3.76	70.32	16.31		80.0	
10488-AAA	LTE-TDD (SC-FDMA, 50% RB, 10 MHz, QPSK, UL Subframe=2,3,4,7,8,9)	X	15.73	97.02	27.43	1.99	80.0	± 9.6 %
		Y	4.57	74.91	19.01		80.0	
		Z	4.84	75.90	19.39		80.0	
10489-AAA	LTE-TDD (SC-FDMA, 50% RB, 10 MHz, 16-QAM, UL Subframe=2,3,4,7,8,9)	X	5.83	78.04	21.39	1.99	80.0	± 9.6 %
		Y	3.98	70.26	17.45		80.0	
		Z	4.06	70.70	17.62		80.0	
10490-AAA	LTE-TDD (SC-FDMA, 50% RB, 10 MHz, 64-QAM, UL Subframe=2,3,4,7,8,9)	X	5.66	76.89	20.98	1.99	80.0	± 9.6 %
		Y	4.05	69.99	17.38		80.0	
		Z	4.13	70.41	17.54		80.0	
10491-AAA	LTE-TDD (SC-FDMA, 50% RB, 15 MHz, QPSK, UL Subframe=2,3,4,7,8,9)	X	8.34	84.36	23.56	1.99	80.0	± 9.6 %
		Y	4.54	72.73	18.36		80.0	
		Z	4.70	73.40	18.64		80.0	
10492-AAA	LTE-TDD (SC-FDMA, 50% RB, 15 MHz, 16-QAM, UL Subframe=2,3,4,7,8,9)	X	5.30	74.25	20.17	1.99	80.0	± 9.6 %
		Y	4.27	69.36	17.39		80.0	
		Z	4.33	69.72	17.54		80.0	

EX3DV4- SN:3687

July 26, 2016

10493-AAA	LTE-TDD (SC-FDMA, 50% RB, 15 MHz, 64-QAM, UL Subframe=2,3,4,7,8,9)	X	5.27	73.89	19.96	1.99	80.0	± 9.6 %
		Y	4.33	69.18	17.35		80.0	
		Z	4.39	69.52	17.49		80.0	
10494-AAA	LTE-TDD (SC-FDMA, 50% RB, 20 MHz, QPSK, UL Subframe=2,3,4,7,8,9)	X	12.18	90.40	25.27	1.99	80.0	± 9.6 %
		Y	5.08	74.54	18.84		80.0	
		Z	5.30	75.29	19.14		80.0	
10495-AAA	LTE-TDD (SC-FDMA, 50% RB, 20 MHz, 16-QAM, UL Subframe=2,3,4,7,8,9)	X	5.56	75.32	20.59	1.99	80.0	± 9.6 %
		Y	4.34	69.91	17.61		80.0	
		Z	4.41	70.27	17.76		80.0	
10496-AAA	LTE-TDD (SC-FDMA, 50% RB, 20 MHz, 64-QAM, UL Subframe=2,3,4,7,8,9)	X	5.42	74.27	20.21	1.99	80.0	± 9.6 %
		Y	4.40	69.54	17.51		80.0	
		Z	4.46	69.67	17.66		80.0	
10497-AAA	LTE-TDD (SC-FDMA, 100% RB, 1.4 MHz, QPSK, UL Subframe=2,3,4,7,8,9)	X	100.00	118.34	29.52	1.99	80.0	± 9.6 %
		Y	2.54	68.43	14.11		80.0	
		Z	2.59	68.69	14.11		80.0	
10498-AAA	LTE-TDD (SC-FDMA, 100% RB, 1.4 MHz, 16-QAM, UL Subframe=2,3,4,7,8,9)	X	5.21	75.51	16.54	1.99	80.0	± 9.6 %
		Y	2.00	63.12	10.90		80.0	
		Z	1.96	62.95	10.70		80.0	
10499-AAA	LTE-TDD (SC-FDMA, 100% RB, 1.4 MHz, 64-QAM, UL Subframe=2,3,4,7,8,9)	X	4.34	72.90	15.43	1.99	80.0	± 9.6 %
		Y	1.97	62.66	10.56		80.0	
		Z	1.92	62.47	10.35		80.0	
10500-AAA	LTE-TDD (SC-FDMA, 100% RB, 3 MHz, QPSK, UL Subframe=2,3,4,7,8,9)	X	27.10	106.19	29.59	1.99	80.0	± 9.6 %
		Y	4.31	74.91	18.67		80.0	
		Z	4.62	76.03	19.07		80.0	
10501-AAA	LTE-TDD (SC-FDMA, 100% RB, 3 MHz, 16-QAM, UL Subframe=2,3,4,7,8,9)	X	7.03	81.39	21.87	1.99	80.0	± 9.6 %
		Y	3.82	70.30	16.79		80.0	
		Z	3.92	70.75	16.93		80.0	
10502-AAA	LTE-TDD (SC-FDMA, 100% RB, 3 MHz, 64-QAM, UL Subframe=2,3,4,7,8,9)	X	6.80	80.38	21.45	1.99	80.0	± 9.6 %
		Y	3.86	70.08	16.67		80.0	
		Z	3.95	70.49	16.79		80.0	
10503-AAA	LTE-TDD (SC-FDMA, 100% RB, 5 MHz, QPSK, UL Subframe=2,3,4,7,8,9)	X	15.09	96.33	27.21	1.99	80.0	± 9.6 %
		Y	4.49	74.64	18.89		80.0	
		Z	4.76	75.64	19.28		80.0	
10504-AAA	LTE-TDD (SC-FDMA, 100% RB, 5 MHz, 16-QAM, UL Subframe=2,3,4,7,8,9)	X	5.78	77.88	21.31	1.99	80.0	± 9.6 %
		Y	3.95	70.15	17.39		80.0	
		Z	4.04	70.60	17.56		80.0	
10505-AAA	LTE-TDD (SC-FDMA, 100% RB, 5 MHz, 64-QAM, UL Subframe=2,3,4,7,8,9)	X	5.61	76.74	20.90	1.99	80.0	± 9.6 %
		Y	4.03	69.88	17.32		80.0	
		Z	4.11	70.30	17.48		80.0	
10506-AAA	LTE-TDD (SC-FDMA, 100% RB, 10 MHz, QPSK, UL Subframe=2,3,4,7,8,9)	X	11.89	89.98	25.12	1.99	80.0	± 9.6 %
		Y	5.02	74.35	18.75		80.0	
		Z	5.24	75.11	19.06		80.0	
10507-AAA	LTE-TDD (SC-FDMA, 100% RB, 10 MHz, 16-QAM, UL Subframe=2,3,4,7,8,9)	X	5.52	75.23	20.55	1.99	80.0	± 9.6 %
		Y	4.32	69.83	17.56		80.0	
		Z	4.39	70.20	17.72		80.0	

Certificate No: EX3-3687_Jul16

Page 29 of 38

EX3DV4- SN:3687

July 28, 2016

10508-AAA	LTE-TDD (SC-FDMA, 100% RB, 10 MHz, 64-QAM, UL Subframe=2,3,4,7,8,9)	X	5.39	74.16	20.16	1.99	80.0	± 9.6 %
		Y	4.36	69.46	17.46		80.0	
		Z	4.44	69.80	17.61		80.0	
10509-AAA	LTE-TDD (SC-FDMA, 100% RB, 15 MHz, QPSK, UL Subframe=2,3,4,7,8,9)	X	8.16	81.43	22.27	1.99	80.0	± 9.6 %
		Y	5.11	72.49	18.12		80.0	
		Z	5.25	72.98	18.32		80.0	
10510-AAA	LTE-TDD (SC-FDMA, 100% RB, 15 MHz, 16-QAM, UL Subframe=2,3,4,7,8,9)	X	5.63	73.25	19.79	1.99	80.0	± 9.6 %
		Y	4.78	69.42	17.51		80.0	
		Z	4.84	69.71	17.64		80.0	
10511-AAA	LTE-TDD (SC-FDMA, 100% RB, 15 MHz, 64-QAM, UL Subframe=2,3,4,7,8,9)	X	5.54	72.52	19.54	1.99	80.0	± 9.6 %
		Y	4.81	69.10	17.44		80.0	
		Z	4.86	69.37	17.56		80.0	
10512-AAA	LTE-TDD (SC-FDMA, 100% RB, 20 MHz, QPSK, UL Subframe=2,3,4,7,8,9)	X	11.61	87.72	24.17	1.99	80.0	± 9.6 %
		Y	5.53	74.38	18.64		80.0	
		Z	5.73	75.01	18.89		80.0	
10513-AAA	LTE-TDD (SC-FDMA, 100% RB, 20 MHz, 16-QAM, UL Subframe=2,3,4,7,8,9)	X	5.73	74.32	20.21	1.99	80.0	± 9.6 %
		Y	4.70	69.85	17.65		80.0	
		Z	4.77	70.17	17.79		80.0	
10514-AAA	LTE-TDD (SC-FDMA, 100% RB, 20 MHz, 64-QAM, UL Subframe=2,3,4,7,8,9)	X	5.51	73.18	19.82	1.99	80.0	± 9.6 %
		Y	4.68	69.33	17.52		80.0	
		Z	4.73	69.62	17.65		80.0	
10515-AAA	IEEE 802.11b WiFi 2.4 GHz (DSSS, 2 Mbps, 99pc duty cycle)	X	1.19	68.70	19.59	0.00	150.0	± 9.6 %
		Y	1.01	63.56	15.23		150.0	
		Z	1.00	63.61	15.22		150.0	
10516-AAA	IEEE 802.11b WiFi 2.4 GHz (DSSS, 5.5 Mbps, 99pc duty cycle)	X	100.00	198.16	59.25	0.00	150.0	± 9.6 %
		Y	0.70	72.88	19.05		150.0	
		Z	0.75	74.40	19.64		150.0	
10517-AAA	IEEE 802.11b WiFi 2.4 GHz (DSSS, 11 Mbps, 99pc duty cycle)	X	1.53	80.19	24.97	0.00	150.0	± 9.6 %
		Y	0.88	65.89	16.12		150.0	
		Z	0.87	66.05	16.17		150.0	
10518-AAA	IEEE 802.11a/n WiFi 5 GHz (OFDM, 9 Mbps, 99pc duty cycle)	X	4.79	67.65	17.19	0.00	150.0	± 9.6 %
		Y	4.67	66.78	16.36		150.0	
		Z	4.64	66.79	16.33		150.0	
10519-AAA	IEEE 802.11a/n WiFi 5 GHz (OFDM, 12 Mbps, 99pc duty cycle)	X	5.00	67.90	17.30	0.00	150.0	± 9.6 %
		Y	4.88	67.05	16.49		150.0	
		Z	4.85	67.04	16.46		150.0	
10520-AAA	IEEE 802.11a/n WiFi 5 GHz (OFDM, 18 Mbps, 99pc duty cycle)	X	4.86	67.95	17.28	0.00	150.0	± 9.6 %
		Y	4.73	67.04	16.42		150.0	
		Z	4.70	67.03	16.39		150.0	
10521-AAA	IEEE 802.11a/n WiFi 5 GHz (OFDM, 24 Mbps, 99pc duty cycle)	X	4.80	68.00	17.29	0.00	150.0	± 9.6 %
		Y	4.67	67.04	16.41		150.0	
		Z	4.63	67.03	16.38		150.0	
10522-AAA	IEEE 802.11a/n WiFi 5 GHz (OFDM, 36 Mbps, 99pc duty cycle)	X	4.84	67.97	17.32	0.00	150.0	± 9.6 %
		Y	4.71	67.04	16.45		150.0	
		Z	4.68	67.05	16.43		150.0	

EX3DV4- SN:3687

July 26, 2016

10523-AAA	IEEE 802.11a/h WiFi 5 GHz (OFDM, 48 Mbps, 99pc duty cycle)	X	4.72	67.91	17.21	0.00	150.0	± 9.6 %
		Y	4.59	66.94	16.31		150.0	
		Z	4.56	66.94	16.29		150.0	
10524-AAA	IEEE 802.11a/h WiFi 5 GHz (OFDM, 54 Mbps, 99pc duty cycle)	X	4.79	67.93	17.31	0.00	150.0	± 9.6 %
		Y	4.66	66.99	16.44		150.0	
		Z	4.63	66.99	16.41		150.0	
10525-AAA	IEEE 802.11ac WiFi (20MHz, MCS0, 99pc duty cycle)	X	4.77	66.97	16.69	0.00	150.0	± 9.6 %
		Y	4.63	66.03	16.03		150.0	
		Z	4.60	66.03	16.00		150.0	
10526-AAA	IEEE 802.11ac WiFi (20MHz, MCS1, 99pc duty cycle)	X	4.97	67.39	17.04	0.00	150.0	± 9.6 %
		Y	4.82	66.43	16.17		150.0	
		Z	4.79	66.43	16.15		150.0	
10527-AAA	IEEE 802.11ac WiFi (20MHz, MCS2, 99pc duty cycle)	X	4.89	67.40	17.02	0.00	150.0	± 9.6 %
		Y	4.74	66.41	16.13		150.0	
		Z	4.71	66.40	16.10		150.0	
10528-AAA	IEEE 802.11ac WiFi (20MHz, MCS3, 99pc duty cycle)	X	4.91	67.41	17.04	0.00	150.0	± 9.6 %
		Y	4.76	66.42	16.16		150.0	
		Z	4.72	66.42	16.13		150.0	
10529-AAA	IEEE 802.11ac WiFi (20MHz, MCS4, 99pc duty cycle)	X	4.91	67.41	17.04	0.00	150.0	± 9.6 %
		Y	4.76	66.42	16.16		150.0	
		Z	4.72	66.42	16.13		150.0	
10531-AAA	IEEE 802.11ac WiFi (20MHz, MCS6, 99pc duty cycle)	X	4.93	67.60	17.09	0.00	150.0	± 9.6 %
		Y	4.77	66.57	16.19		150.0	
		Z	4.73	66.55	16.16		150.0	
10532-AAA	IEEE 802.11ac WiFi (20MHz, MCS7, 99pc duty cycle)	X	4.78	67.50	17.07	0.00	150.0	± 9.6 %
		Y	4.62	66.43	16.13		150.0	
		Z	4.58	66.41	16.10		150.0	
10533-AAA	IEEE 802.11ac WiFi (20MHz, MCS8, 99pc duty cycle)	X	4.93	67.45	17.03	0.00	150.0	± 9.6 %
		Y	4.77	66.45	16.14		150.0	
		Z	4.74	66.45	16.12		150.0	
10534-AAA	IEEE 802.11ac WiFi (40MHz, MCS0, 99pc duty cycle)	X	5.41	67.35	16.95	0.00	150.0	± 9.6 %
		Y	5.28	66.55	16.20		150.0	
		Z	5.24	66.53	16.17		150.0	
10535-AAA	IEEE 802.11ac WiFi (40MHz, MCS1, 99pc duty cycle)	X	5.48	67.50	17.01	0.00	150.0	± 9.6 %
		Y	5.34	66.69	16.26		150.0	
		Z	5.31	66.68	16.23		150.0	
10536-AAA	IEEE 802.11ac WiFi (40MHz, MCS2, 99pc duty cycle)	X	5.36	67.54	17.02	0.00	150.0	± 9.6 %
		Y	5.21	66.68	16.24		150.0	
		Z	5.18	66.66	16.21		150.0	
10537-AAA	IEEE 802.11ac WiFi (40MHz, MCS3, 99pc duty cycle)	X	5.41	67.48	16.99	0.00	150.0	± 9.6 %
		Y	5.28	66.65	16.22		150.0	
		Z	5.24	66.63	16.19		150.0	
10538-AAA	IEEE 802.11ac WiFi (40MHz, MCS4, 99pc duty cycle)	X	5.52	67.50	17.03	0.00	150.0	± 9.6 %
		Y	5.38	66.71	16.29		150.0	
		Z	5.34	66.68	16.26		150.0	
10540-AAA	IEEE 802.11ac WiFi (40MHz, MCS6, 99pc duty cycle)	X	5.43	67.49	17.05	0.00	150.0	± 9.6 %
		Y	5.29	66.67	16.28		150.0	
		Z	5.25	66.65	16.25		150.0	

EX3DV4- SN:3687

July 26, 2016

10541-AAA	IEEE 802.11ac WiFi (40MHz, MCS7, 99pc duty cycle)	X	5.40	67.36	16.98	0.00	150.0	± 9.6 %
		Y	5.27	66.57	16.23		150.0	
		Z	5.23	66.54	16.20		150.0	
10542-AAA	IEEE 802.11ac WiFi (40MHz, MCS8, 99pc duty cycle)	X	5.55	67.37	16.99	0.00	150.0	± 9.6 %
		Y	5.42	66.62	16.27		150.0	
		Z	5.39	66.60	16.24		150.0	
10543-AAA	IEEE 802.11ac WiFi (40MHz, MCS9, 99pc duty cycle)	X	5.62	67.36	16.99	0.00	150.0	± 9.6 %
		Y	5.50	66.63	16.29		150.0	
		Z	5.47	66.61	16.26		150.0	
10544-AAA	IEEE 802.11ac WiFi (80MHz, MCS0, 99pc duty cycle)	X	5.68	67.38	16.88	0.00	150.0	± 9.6 %
		Y	5.66	66.66	16.18		150.0	
		Z	5.53	66.64	16.15		150.0	
10545-AAA	IEEE 802.11ac WiFi (80MHz, MCS1, 99pc duty cycle)	X	5.91	67.83	17.03	0.00	150.0	± 9.6 %
		Y	5.77	67.06	16.32		150.0	
		Z	5.73	67.04	16.30		150.0	
10546-AAA	IEEE 802.11ac WiFi (80MHz, MCS2, 99pc duty cycle)	X	5.79	67.69	16.99	0.00	150.0	± 9.6 %
		Y	5.65	66.93	16.26		150.0	
		Z	5.62	66.90	16.25		150.0	
10547-AAA	IEEE 802.11ac WiFi (80MHz, MCS3, 99pc duty cycle)	X	5.88	67.75	17.01	0.00	150.0	± 9.6 %
		Y	5.74	67.01	16.31		150.0	
		Z	5.70	66.98	16.27		150.0	
10548-AAA	IEEE 802.11ac WiFi (80MHz, MCS4, 99pc duty cycle)	X	6.23	68.98	17.59	0.00	150.0	± 9.6 %
		Y	6.03	68.00	16.77		150.0	
		Z	5.97	67.94	16.73		150.0	
10550-AAA	IEEE 802.11ac WiFi (80MHz, MCS6, 99pc duty cycle)	X	5.80	67.83	16.97	0.00	150.0	± 9.6 %
		Y	5.67	66.89	16.27		150.0	
		Z	5.64	66.87	16.24		150.0	
10551-AAA	IEEE 802.11ac WiFi (80MHz, MCS7, 99pc duty cycle)	X	5.82	67.72	16.97	0.00	150.0	± 9.6 %
		Y	5.68	66.97	16.27		150.0	
		Z	5.65	66.93	16.23		150.0	
10552-AAA	IEEE 802.11ac WiFi (80MHz, MCS8, 99pc duty cycle)	X	5.71	67.47	16.87	0.00	150.0	± 9.6 %
		Y	5.59	66.74	16.17		150.0	
		Z	5.55	66.72	16.14		150.0	
10553-AAA	IEEE 802.11ac WiFi (80MHz, MCS9, 99pc duty cycle)	X	5.80	67.50	16.90	0.00	150.0	± 9.6 %
		Y	5.68	66.79	16.22		150.0	
		Z	5.65	66.77	16.19		150.0	
10554-AAA	IEEE 1602.11ac WiFi (160MHz, MCS0, 99pc duty cycle)	X	6.09	67.71	16.93	0.00	150.0	± 9.6 %
		Y	5.96	67.03	16.27		150.0	
		Z	5.93	67.01	16.24		150.0	
10555-AAA	IEEE 1602.11ac WiFi (160MHz, MCS1, 99pc duty cycle)	X	6.24	68.06	17.07	0.00	150.0	± 9.6 %
		Y	6.11	67.35	16.40		150.0	
		Z	6.07	67.32	16.37		150.0	
10556-AAA	IEEE 1602.11ac WiFi (160MHz, MCS2, 99pc duty cycle)	X	6.26	68.09	17.06	0.00	150.0	± 9.6 %
		Y	6.12	67.37	16.41		150.0	
		Z	6.09	67.35	16.38		150.0	
10557-AAA	IEEE 1602.11ac WiFi (160MHz, MCS3, 99pc duty cycle)	X	6.24	68.02	17.07	0.00	150.0	± 9.6 %
		Y	6.10	67.32	16.41		150.0	
		Z	6.07	67.29	16.37		150.0	

EX3DV4- SN:3687

July 26, 2016

10556-AAA	IEEE 1602.11ac WiFi (160MHz, MCS4, 99pc duty cycle)	X	6.30	66.23	17.18	0.00	150.0	± 9.6 %
		Y	6.16	67.50	16.51		150.0	
		Z	6.12	67.47	16.48		150.0	
10560-AAA	IEEE 1602.11ac WiFi (160MHz, MCS6, 99pc duty cycle)	X	6.28	68.02	17.11	0.00	150.0	± 9.6 %
		Y	6.15	67.34	16.47		150.0	
		Z	6.12	67.32	16.44		150.0	
10561-AAA	IEEE 1602.11ac WiFi (160MHz, MCS7, 99pc duty cycle)	X	6.20	67.99	17.14	0.00	150.0	± 9.6 %
		Y	6.07	67.29	16.48		150.0	
		Z	6.03	67.27	16.45		150.0	
10562-AAA	IEEE 1602.11ac WiFi (160MHz, MCS8, 99pc duty cycle)	X	6.37	68.52	17.41	0.00	150.0	± 9.6 %
		Y	6.22	67.75	16.71		150.0	
		Z	6.17	67.71	16.67		150.0	
10563-AAA	IEEE 1602.11ac WiFi (160MHz, MCS9, 99pc duty cycle)	X	6.74	69.13	17.64	0.00	150.0	± 9.6 %
		Y	6.55	68.30	16.92		150.0	
		Z	6.51	68.27	16.90		150.0	
10564-AAA	IEEE 802.11g WiFi 2.4 GHz (DSSS-OFDM, 9 Mbps, 99pc duty cycle)	X	5.10	67.60	17.25	0.46	150.0	± 9.6 %
		Y	5.00	66.83	16.49		150.0	
		Z	4.97	66.85	16.48		150.0	
10565-AAA	IEEE 802.11g WiFi 2.4 GHz (DSSS-OFDM, 12 Mbps, 99pc duty cycle)	X	5.36	68.06	17.56	0.46	150.0	± 9.6 %
		Y	5.25	67.33	16.83		150.0	
		Z	5.22	67.33	16.81		150.0	
10566-AAA	IEEE 802.11g WiFi 2.4 GHz (DSSS-OFDM, 18 Mbps, 99pc duty cycle)	X	5.19	67.99	17.42	0.46	150.0	± 9.6 %
		Y	5.08	67.18	16.64		150.0	
		Z	5.05	67.19	16.63		150.0	
10567-AAA	IEEE 802.11g WiFi 2.4 GHz (DSSS-OFDM, 24 Mbps, 99pc duty cycle)	X	5.23	68.44	17.80	0.46	150.0	± 9.6 %
		Y	5.12	67.62	17.02		150.0	
		Z	5.08	67.58	16.97		150.0	
10568-AAA	IEEE 802.11g WiFi 2.4 GHz (DSSS-OFDM, 36 Mbps, 99pc duty cycle)	X	5.10	67.71	17.17	0.46	150.0	± 9.6 %
		Y	4.98	66.88	16.36		150.0	
		Z	4.96	66.93	16.38		150.0	
10569-AAA	IEEE 802.11g WiFi 2.4 GHz (DSSS-OFDM, 48 Mbps, 99pc duty cycle)	X	5.18	68.49	17.84	0.46	150.0	± 9.6 %
		Y	5.06	67.66	17.06		150.0	
		Z	5.02	67.62	17.00		150.0	
10570-AAA	IEEE 802.11g WiFi 2.4 GHz (DSSS-OFDM, 54 Mbps, 99pc duty cycle)	X	5.21	68.26	17.75	0.46	150.0	± 9.6 %
		Y	5.10	67.48	16.98		150.0	
		Z	5.06	67.46	16.94		150.0	
10571-AAA	IEEE 802.11b WiFi 2.4 GHz (DSSS, 1 Mbps, 90pc duty cycle)	X	1.53	70.87	20.46	0.46	130.0	± 9.6 %
		Y	1.27	65.23	16.09		130.0	
		Z	1.27	65.46	16.19		130.0	
10572-AAA	IEEE 802.11b WiFi 2.4 GHz (DSSS, 2 Mbps, 90pc duty cycle)	X	1.61	72.30	21.21	0.46	130.0	± 9.6 %
		Y	1.29	65.89	16.48		130.0	
		Z	1.30	66.10	16.57		130.0	
10573-AAA	IEEE 802.11b WiFi 2.4 GHz (DSSS, 5.5 Mbps, 90pc duty cycle)	X	100.00	173.39	50.36	0.46	130.0	± 9.6 %
		Y	3.33	91.84	25.28		130.0	
		Z	4.95	98.23	27.15		130.0	
10574-AAA	IEEE 802.11b WiFi 2.4 GHz (DSSS, 11 Mbps, 90pc duty cycle)	X	4.46	98.73	31.86	0.46	130.0	± 9.6 %
		Y	1.53	72.83	19.87		130.0	
		Z	1.54	73.04	19.91		130.0	

Certificate No: EX3-3687_Jul16

Page 33 of 38

EX3DV4- SN:3687

July 26, 2016

10575-AAA	IEEE 802.11g WiFi 2.4 GHz (DSSS-OFDM, 6 Mbps, 90pc duty cycle)	X	4.88	67.39	17.30	0.46	130.0	± 9.6 %
		Y	4.78	66.59	16.50		130.0	
		Z	4.75	66.63	16.51		130.0	
10576-AAA	IEEE 802.11g WiFi 2.4 GHz (DSSS-OFDM, 9 Mbps, 90pc duty cycle)	X	4.91	67.57	17.38	0.46	130.0	± 9.6 %
		Y	4.81	66.77	16.57		130.0	
		Z	4.78	66.79	16.57		130.0	
10577-AAA	IEEE 802.11g WiFi 2.4 GHz (DSSS-OFDM, 12 Mbps, 90pc duty cycle)	X	5.14	67.89	17.54	0.46	130.0	± 9.6 %
		Y	5.04	67.10	16.76		130.0	
		Z	5.00	67.11	16.75		130.0	
10578-AAA	IEEE 802.11g WiFi 2.4 GHz (DSSS-OFDM, 18 Mbps, 90pc duty cycle)	X	5.05	68.12	17.68	0.46	130.0	± 9.6 %
		Y	4.93	67.29	16.87		130.0	
		Z	4.90	67.28	16.85		130.0	
10579-AAA	IEEE 802.11g WiFi 2.4 GHz (DSSS-OFDM, 24 Mbps, 90pc duty cycle)	X	4.81	67.44	17.03	0.46	130.0	± 9.6 %
		Y	4.69	66.55	16.16		130.0	
		Z	4.67	66.61	16.19		130.0	
10580-AAA	IEEE 802.11g WiFi 2.4 GHz (DSSS-OFDM, 36 Mbps, 90pc duty cycle)	X	4.85	67.42	17.02	0.46	130.0	± 9.6 %
		Y	4.74	66.53	16.16		130.0	
		Z	4.71	66.61	16.20		130.0	
10581-AAA	IEEE 802.11g WiFi 2.4 GHz (DSSS-OFDM, 48 Mbps, 90pc duty cycle)	X	4.95	68.24	17.67	0.46	130.0	± 9.6 %
		Y	4.83	67.33	16.81		130.0	
		Z	4.80	67.32	16.78		130.0	
10582-AAA	IEEE 802.11g WiFi 2.4 GHz (DSSS-OFDM, 54 Mbps, 90pc duty cycle)	X	4.75	67.17	16.81	0.46	130.0	± 9.6 %
		Y	4.64	66.28	15.94		130.0	
		Z	4.62	66.38	15.99		130.0	
10583-AAA	IEEE 802.11a/h WiFi 5 GHz (OFDM, 6 Mbps, 90pc duty cycle)	X	4.88	67.39	17.30	0.46	130.0	± 9.6 %
		Y	4.78	66.59	16.50		130.0	
		Z	4.75	66.63	16.51		130.0	
10584-AAA	IEEE 802.11a/h WiFi 5 GHz (OFDM, 9 Mbps, 90pc duty cycle)	X	4.91	67.57	17.38	0.46	130.0	± 9.6 %
		Y	4.81	66.77	16.57		130.0	
		Z	4.78	66.79	16.57		130.0	
10585-AAA	IEEE 802.11a/h WiFi 5 GHz (OFDM, 12 Mbps, 90pc duty cycle)	X	5.14	67.89	17.54	0.46	130.0	± 9.6 %
		Y	5.04	67.10	16.76		130.0	
		Z	5.00	67.11	16.75		130.0	
10586-AAA	IEEE 802.11a/h WiFi 5 GHz (OFDM, 18 Mbps, 90pc duty cycle)	X	5.05	68.12	17.68	0.46	130.0	± 9.6 %
		Y	4.93	67.29	16.87		130.0	
		Z	4.90	67.28	16.85		130.0	
10587-AAA	IEEE 802.11a/h WiFi 5 GHz (OFDM, 24 Mbps, 90pc duty cycle)	X	4.81	67.44	17.03	0.46	130.0	± 9.6 %
		Y	4.69	66.55	16.16		130.0	
		Z	4.67	66.61	16.19		130.0	
10588-AAA	IEEE 802.11a/h WiFi 5 GHz (OFDM, 36 Mbps, 90pc duty cycle)	X	4.85	67.42	17.02	0.46	130.0	± 9.6 %
		Y	4.74	66.53	16.16		130.0	
		Z	4.71	66.61	16.20		130.0	
10589-AAA	IEEE 802.11a/h WiFi 5 GHz (OFDM, 48 Mbps, 90pc duty cycle)	X	4.95	68.24	17.67	0.46	130.0	± 9.6 %
		Y	4.83	67.33	16.81		130.0	
		Z	4.80	67.32	16.78		130.0	
10590-AAA	IEEE 802.11a/h WiFi 5 GHz (OFDM, 54 Mbps, 90pc duty cycle)	X	4.75	67.17	16.81	0.46	130.0	± 9.6 %
		Y	4.64	66.28	15.94		130.0	
		Z	4.62	66.38	15.99		130.0	

EX3DV4- SN:3687

July 26, 2016

10591-AAA	IEEE 802.11n (HT Mixed, 20MHz, MCS0, 90pc duty cycle)	X	5.02	67.39	17.36	0.46	130.0	± 9.6 %
		Y	4.93	66.67	16.60		130.0	
		Z	4.90	66.69	16.60		130.0	
10592-AAA	IEEE 802.11n (HT Mixed, 20MHz, MCS1, 90pc duty cycle)	X	5.20	67.76	17.49	0.46	130.0	± 9.6 %
		Y	5.10	67.01	16.73		130.0	
		Z	5.07	67.03	16.73		130.0	
10593-AAA	IEEE 802.11n (HT Mixed, 20MHz, MCS2, 90pc duty cycle)	X	5.13	67.72	17.40	0.46	130.0	± 9.6 %
		Y	5.03	66.94	16.62		130.0	
		Z	5.00	66.97	16.62		130.0	
10594-AAA	IEEE 802.11n (HT Mixed, 20MHz, MCS3, 90pc duty cycle)	X	5.18	67.87	17.54	0.46	130.0	± 9.6 %
		Y	5.08	67.11	16.78		130.0	
		Z	5.05	67.12	16.77		130.0	
10595-AAA	IEEE 802.11n (HT Mixed, 20MHz, MCS4, 90pc duty cycle)	X	5.16	67.85	17.45	0.46	130.0	± 9.6 %
		Y	5.05	67.06	16.67		130.0	
		Z	5.02	67.08	16.67		130.0	
10596-AAA	IEEE 802.11n (HT Mixed, 20MHz, MCS5, 90pc duty cycle)	X	5.10	67.87	17.47	0.46	130.0	± 9.6 %
		Y	4.99	67.05	16.67		130.0	
		Z	4.96	67.08	16.67		130.0	
10597-AAA	IEEE 802.11n (HT Mixed, 20MHz, MCS6, 90pc duty cycle)	X	5.05	67.81	17.38	0.46	130.0	± 9.6 %
		Y	4.94	66.98	16.57		130.0	
		Z	4.91	67.01	16.57		130.0	
10598-AAA	IEEE 802.11n (HT Mixed, 20MHz, MCS7, 90pc duty cycle)	X	5.04	68.10	17.67	0.46	130.0	± 9.6 %
		Y	4.92	67.26	16.86		130.0	
		Z	4.89	67.25	16.83		130.0	
10599-AAA	IEEE 802.11n (HT Mixed, 40MHz, MCS0, 90pc duty cycle)	X	5.69	67.91	17.47	0.46	130.0	± 9.6 %
		Y	5.60	67.26	16.80		130.0	
		Z	5.57	67.26	16.79		130.0	
10600-AAA	IEEE 802.11n (HT Mixed, 40MHz, MCS1, 90pc duty cycle)	X	5.89	68.51	17.74	0.46	130.0	± 9.6 %
		Y	5.77	67.76	17.02		130.0	
		Z	5.73	67.75	17.01		130.0	
10601-AAA	IEEE 802.11n (HT Mixed, 40MHz, MCS2, 90pc duty cycle)	X	5.74	68.15	17.58	0.46	130.0	± 9.6 %
		Y	5.64	67.46	16.88		130.0	
		Z	5.61	67.45	16.87		130.0	
10602-AAA	IEEE 802.11n (HT Mixed, 40MHz, MCS3, 90pc duty cycle)	X	5.83	68.12	17.48	0.46	130.0	± 9.6 %
		Y	5.73	67.43	16.78		130.0	
		Z	5.69	67.44	16.78		130.0	
10603-AAA	IEEE 802.11n (HT Mixed, 40MHz, MCS4, 90pc duty cycle)	X	5.92	68.43	17.76	0.46	130.0	± 9.6 %
		Y	5.82	67.77	17.09		130.0	
		Z	5.78	67.76	17.07		130.0	
10604-AAA	IEEE 802.11n (HT Mixed, 40MHz, MCS5, 90pc duty cycle)	X	5.69	67.85	17.47	0.46	130.0	± 9.6 %
		Y	5.60	67.21	16.80		130.0	
		Z	5.57	67.21	16.79		130.0	
10605-AAA	IEEE 802.11n (HT Mixed, 40MHz, MCS6, 90pc duty cycle)	X	5.81	68.18	17.63	0.46	130.0	± 9.6 %
		Y	5.71	67.49	16.93		130.0	
		Z	5.68	67.51	16.94		130.0	
10606-AAA	IEEE 802.11n (HT Mixed, 40MHz, MCS7, 90pc duty cycle)	X	5.57	67.62	17.23	0.46	130.0	± 9.6 %
		Y	5.48	66.96	16.53		130.0	
		Z	5.46	67.00	16.55		130.0	

Certificate No: EX3-3687_Jul16

Page 35 of 38

EX3DV4- SN:3687

July 26, 2016

10607-AAA	IEEE 802.11ac WiFi (20MHz, MCS0, 90pc duty cycle)	X	4.88	66.62	17.05	0.46	130.0	± 9.6 %
		Y	4.76	65.97	16.22		130.0	
		Z	4.74	65.99	16.22		130.0	
10608-AAA	IEEE 802.11ac WiFi (20MHz, MCS1, 90pc duty cycle)	X	5.10	67.27	17.21	0.46	130.0	± 9.6 %
		Y	4.97	66.40	16.39		130.0	
		Z	4.94	66.42	16.38		130.0	
10609-AAA	IEEE 802.11ac WiFi (20MHz, MCS2, 90pc duty cycle)	X	4.99	67.17	17.09	0.46	130.0	± 9.6 %
		Y	4.86	66.25	16.23		130.0	
		Z	4.83	66.26	16.23		130.0	
10610-AAA	IEEE 802.11ac WiFi (20MHz, MCS3, 90pc duty cycle)	X	5.05	67.33	17.25	0.46	130.0	± 9.6 %
		Y	4.91	66.42	16.40		130.0	
		Z	4.88	66.44	16.39		130.0	
10611-AAA	IEEE 802.11ac WiFi (20MHz, MCS4, 90pc duty cycle)	X	4.96	67.15	17.11	0.46	130.0	± 9.6 %
		Y	4.83	66.24	16.25		130.0	
		Z	4.80	66.26	16.25		130.0	
10612-AAA	IEEE 802.11ac WiFi (20MHz, MCS5, 90pc duty cycle)	X	4.99	67.34	17.17	0.46	130.0	± 9.6 %
		Y	4.84	66.38	16.28		130.0	
		Z	4.82	66.41	16.29		130.0	
10613-AAA	IEEE 802.11ac WiFi (20MHz, MCS6, 90pc duty cycle)	X	5.00	67.24	17.06	0.46	130.0	± 9.6 %
		Y	4.85	66.29	16.18		130.0	
		Z	4.83	66.32	16.19		130.0	
10614-AAA	IEEE 802.11ac WiFi (20MHz, MCS7, 90pc duty cycle)	X	4.93	67.47	17.32	0.46	130.0	± 9.6 %
		Y	4.79	66.50	16.43		130.0	
		Z	4.76	66.50	16.41		130.0	
10615-AAA	IEEE 802.11ac WiFi (20MHz, MCS8, 90pc duty cycle)	X	4.96	66.95	16.87	0.46	130.0	± 9.6 %
		Y	4.83	66.02	16.00		130.0	
		Z	4.80	66.08	16.03		130.0	
10616-AAA	IEEE 802.11ac WiFi (40MHz, MCS0, 90pc duty cycle)	X	5.53	67.26	17.14	0.46	130.0	± 9.6 %
		Y	5.42	66.52	16.42		130.0	
		Z	5.39	66.52	16.41		130.0	
10617-AAA	IEEE 802.11ac WiFi (40MHz, MCS1, 90pc duty cycle)	X	5.59	67.37	17.16	0.46	130.0	± 9.6 %
		Y	5.47	66.62	16.43		130.0	
		Z	5.44	66.63	16.43		130.0	
10618-AAA	IEEE 802.11ac WiFi (40MHz, MCS2, 90pc duty cycle)	X	5.50	67.49	17.25	0.46	130.0	± 9.6 %
		Y	5.37	66.70	16.49		130.0	
		Z	5.34	66.70	16.48		130.0	
10619-AAA	IEEE 802.11ac WiFi (40MHz, MCS3, 90pc duty cycle)	X	5.52	67.29	17.08	0.46	130.0	± 9.6 %
		Y	5.39	66.52	16.33		130.0	
		Z	5.36	66.53	16.33		130.0	
10620-AAA	IEEE 802.11ac WiFi (40MHz, MCS4, 90pc duty cycle)	X	5.62	67.35	17.16	0.46	130.0	± 9.6 %
		Y	5.50	66.61	16.43		130.0	
		Z	5.47	66.61	16.42		130.0	
10621-AAA	IEEE 802.11ac WiFi (40MHz, MCS5, 90pc duty cycle)	X	5.60	67.41	17.30	0.46	130.0	± 9.6 %
		Y	5.46	66.70	16.60		130.0	
		Z	5.45	66.66	16.57		130.0	
10622-AAA	IEEE 802.11ac WiFi (40MHz, MCS6, 90pc duty cycle)	X	5.81	67.57	17.38	0.46	130.0	± 9.6 %
		Y	5.49	66.82	16.64		130.0	
		Z	5.45	66.80	16.62		130.0	

EX3DV4- SN:3687

July 26, 2016

10623-AAA	IEEE 802.11ac WiFi (40MHz, MCS7, 90pc duty cycle)	X	5.48	67.10	17.03	0.46	130.0	± 9.6 %
		Y	5.37	66.36	16.30		130.0	
		Z	5.34	66.37	16.29		130.0	
10624-AAA	IEEE 802.11ac WiFi (40MHz, MCS8, 90pc duty cycle)	X	5.67	67.27	17.16	0.46	130.0	± 9.6 %
		Y	5.56	66.56	16.46		130.0	
		Z	5.53	66.56	16.45		130.0	
10625-AAA	IEEE 802.11ac WiFi (40MHz, MCS9, 90pc duty cycle)	X	6.12	68.46	17.79	0.46	130.0	± 9.6 %
		Y	5.97	67.61	17.02		130.0	
		Z	5.93	67.60	17.01		130.0	
10626-AAA	IEEE 802.11ac WiFi (80MHz, MCS0, 90pc duty cycle)	X	5.79	67.23	17.03	0.46	130.0	± 9.6 %
		Y	5.68	66.56	16.36		130.0	
		Z	5.66	66.57	16.35		130.0	
10627-AAA	IEEE 802.11ac WiFi (80MHz, MCS1, 90pc duty cycle)	X	6.07	67.84	17.28	0.46	130.0	± 9.6 %
		Y	5.93	67.11	16.58		130.0	
		Z	5.90	67.10	16.57		130.0	
10628-AAA	IEEE 802.11ac WiFi (80MHz, MCS2, 90pc duty cycle)	X	5.86	67.42	17.02	0.46	130.0	± 9.6 %
		Y	5.74	66.71	16.32		130.0	
		Z	5.71	66.72	16.32		130.0	
10629-AAA	IEEE 802.11ac WiFi (80MHz, MCS3, 90pc duty cycle)	X	5.94	67.46	17.02	0.46	130.0	± 9.6 %
		Y	5.82	66.76	16.34		130.0	
		Z	5.80	66.78	16.34		130.0	
10630-AAA	IEEE 802.11ac WiFi (80MHz, MCS4, 90pc duty cycle)	X	6.58	69.52	18.04	0.46	130.0	± 9.6 %
		Y	6.35	68.49	17.19		130.0	
		Z	6.30	68.44	17.17		130.0	
10631-AAA	IEEE 802.11ac WiFi (80MHz, MCS5, 90pc duty cycle)	X	6.40	69.11	18.03	0.46	130.0	± 9.6 %
		Y	6.24	68.29	17.29		130.0	
		Z	6.18	68.20	17.24		130.0	
10632-AAA	IEEE 802.11ac WiFi (80MHz, MCS6, 90pc duty cycle)	X	6.03	67.89	17.44	0.46	130.0	± 9.6 %
		Y	5.91	67.21	16.76		130.0	
		Z	5.87	67.17	16.74		130.0	
10633-AAA	IEEE 802.11ac WiFi (80MHz, MCS7, 90pc duty cycle)	X	5.95	67.63	17.15	0.46	130.0	± 9.6 %
		Y	5.83	66.93	16.46		130.0	
		Z	5.79	66.91	16.44		130.0	
10634-AAA	IEEE 802.11ac WiFi (80MHz, MCS8, 90pc duty cycle)	X	5.92	67.62	17.20	0.46	130.0	± 9.6 %
		Y	5.81	66.94	16.53		130.0	
		Z	5.77	66.92	16.50		130.0	
10635-AAA	IEEE 802.11ac WiFi (80MHz, MCS9, 90pc duty cycle)	X	5.80	66.93	16.60	0.46	130.0	± 9.6 %
		Y	5.68	66.23	15.90		130.0	
		Z	5.66	66.28	15.93		130.0	
10636-AAA	IEEE 1602.11ac WiFi (160MHz, MCS0, 90pc duty cycle)	X	6.21	67.59	17.09	0.46	130.0	± 9.6 %
		Y	6.09	66.95	16.45		130.0	
		Z	6.07	66.95	16.44		130.0	
10637-AAA	IEEE 1602.11ac WiFi (160MHz, MCS1, 90pc duty cycle)	X	6.38	68.00	17.27	0.46	130.0	± 9.6 %
		Y	6.26	67.33	16.62		130.0	
		Z	6.23	67.32	16.61		130.0	
10638-AAA	IEEE 1602.11ac WiFi (160MHz, MCS2, 90pc duty cycle)	X	6.38	67.98	17.24	0.46	130.0	± 9.6 %
		Y	6.26	67.30	16.56		130.0	
		Z	6.23	67.30	16.57		130.0	

Certificate No: EX3-3687_Jul16

Page 37 of 38

EX3DV4- SN:3687

July 26, 2016

10639-AAA	IEEE 1602.11ac WiFi (160MHz, MCS3, 90pc duty cycle)	X	6.38	67.97	17.28	0.46	130.0	± 9.6 %
		Y	6.25	67.31	16.63		130.0	
		Z	6.22	67.30	16.62		130.0	
10640-AAA	IEEE 1602.11ac WiFi (160MHz, MCS4, 90pc duty cycle)	X	6.41	68.05	17.26	0.46	130.0	± 9.6 %
		Y	6.27	67.35	16.59		130.0	
		Z	6.24	67.35	16.59		130.0	
10641-AAA	IEEE 1602.11ac WiFi (160MHz, MCS5, 90pc duty cycle)	X	6.39	67.77	17.13	0.46	130.0	± 9.6 %
		Y	6.27	67.12	16.50		130.0	
		Z	6.25	67.14	16.50		130.0	
10642-AAA	IEEE 1602.11ac WiFi (160MHz, MCS6, 90pc duty cycle)	X	6.46	68.10	17.47	0.46	130.0	± 9.6 %
		Y	6.35	67.48	16.85		130.0	
		Z	6.31	67.45	16.82		130.0	
10643-AAA	IEEE 1602.11ac WiFi (160MHz, MCS7, 90pc duty cycle)	X	6.29	67.79	17.22	0.46	130.0	± 9.6 %
		Y	6.17	67.12	16.56		130.0	
		Z	6.14	67.13	16.56		130.0	
10644-AAA	IEEE 1602.11ac WiFi (160MHz, MCS8, 90pc duty cycle)	X	6.53	68.52	17.61	0.46	130.0	± 9.6 %
		Y	6.39	67.77	16.91		130.0	
		Z	6.35	67.76	16.90		130.0	
10645-AAA	IEEE 1602.11ac WiFi (160MHz, MCS9, 90pc duty cycle)	X	6.97	69.32	17.94	0.46	130.0	± 9.6 %
		Y	6.78	68.47	17.20		130.0	
		Z	6.76	68.52	17.22		130.0	

^F Uncertainty is determined using the max. deviation from linear response applying rectangular distribution and is expressed for the square of the field value.

**Calibration Laboratory of
 Schmid & Partner
 Engineering AG**
 Zeughausstrasse 43, 8004 Zurich, Switzerland



S Schweizerischer Kalibrierdienst
C Service suisse d'étalonnage
S Servizio svizzero di taratura
S Swiss Calibration Service

Accredited by the Swiss Accreditation Service (SAS)
 The Swiss Accreditation Service is one of the signatories to the EA
 Multilateral Agreement for the recognition of calibration certificates

Accreditation No.: **SCS 0108**

Client **AT4 Wireless**

Certificate No: **D750V3-1036_Jul15**

CALIBRATION CERTIFICATE

Object: **D750V3 - SN:1036**

Calibration procedure(s): **QA CAL-05.v9**
 Calibration procedure for dipole validation kits above 700 MHz

Calibration date: **July 14, 2015**

This calibration certificate documents the traceability to national standards, which realize the physical units of measurements (SI).
 The measurements and the uncertainties with confidence probability are given on the following pages and are part of the certificate.

All calibrations have been conducted in the closed laboratory facility: environment temperature (22 ± 3)°C and humidity < 70%.

Calibration Equipment used (M&TE critical for calibration)

Primary Standards	ID #	Cal Date (Certificate No.)	Scheduled Calibration
Power meter EPM-442A	GB37480704	07-Oct-14 (No. 217-02020)	Oct-15
Power sensor HP 8481A	US37292783	07-Oct-14 (No. 217-02020)	Oct-15
Power sensor HP 8481A	MY41092317	07-Oct-14 (No. 217-02021)	Oct-15
Reference 20 dB Attenuator	SN: 5058 (20k)	01-Apr-15 (No. 217-02131)	Mar-16
Type-N mismatch combination	SN: 5047.2 / 06327	01-Apr-15 (No. 217-02134)	Mar-16
Reference Probe ES3DV3	SN: 3205	30-Dec-14 (No. ES3-3205_Dec14)	Dec-15
DAE4	SN: 601	18-Aug-14 (No. DAE4-601_Aug14)	Aug-15
Secondary Standards	ID #	Check Date (in house)	Scheduled Check
RF generator R&S SMT-06	100005	04-Aug-99 (in house check Oct-13)	In house check: Oct-16
Network Analyzer HP 8753E	US37390585 S4206	18-Oct-01 (in house check Oct-14)	In house check: Oct-15

Calibrated by: **Leif Klysner** (Name), **Laboratory Technician** (Function), *Leif Klysner* (Signature)

Approved by: **Katja Pokovic** (Name), **Technical Manager** (Function), *Katja Pokovic* (Signature)

Issued: July 14, 2015

This calibration certificate shall not be reproduced except in full without written approval of the laboratory.

**Calibration Laboratory of
Schmid & Partner
Engineering AG**
Zeughausstrasse 43, 8004 Zurich, Switzerland



S Schweizerischer Kalibrierdienst
C Service suisse d'étalonnage
S Servizio svizzero di taratura
S Swiss Calibration Service

Accredited by the Swiss Accreditation Service (SAS)
The Swiss Accreditation Service is one of the signatories to the EA
Multilateral Agreement for the recognition of calibration certificates

Accreditation No.: **SCS 0108**

Glossary:

TSL	tissue simulating liquid
ConvF	sensitivity in TSL / NORM x,y,z
N/A	not applicable or not measured

Calibration is Performed According to the Following Standards:

- IEEE Std 1528-2013, "IEEE Recommended Practice for Determining the Peak Spatial-Averaged Specific Absorption Rate (SAR) in the Human Head from Wireless Communications Devices: Measurement Techniques", June 2013
- IEC 62209-1, "Procedure to measure the Specific Absorption Rate (SAR) for hand-held devices used in close proximity to the ear (frequency range of 300 MHz to 3 GHz)", February 2005
- IEC 62209-2, "Procedure to determine the Specific Absorption Rate (SAR) for wireless communication devices used in close proximity to the human body (frequency range of 30 MHz to 6 GHz)", March 2010
- KDB 865664, "SAR Measurement Requirements for 100 MHz to 6 GHz"

Additional Documentation:

- DASY4/5 System Handbook

Methods Applied and Interpretation of Parameters:

- Measurement Conditions:* Further details are available from the Validation Report at the end of the certificate. All figures stated in the certificate are valid at the frequency indicated.
- Antenna Parameters with TSL:* The dipole is mounted with the spacer to position its feed point exactly below the center marking of the flat phantom section, with the arms oriented parallel to the body axis.
- Feed Point Impedance and Return Loss:* These parameters are measured with the dipole positioned under the liquid filled phantom. The impedance stated is transformed from the measurement at the SMA connector to the feed point. The Return Loss ensures low reflected power. No uncertainty required.
- Electrical Delay:* One-way delay between the SMA connector and the antenna feed point. No uncertainty required.
- SAR measured:* SAR measured at the stated antenna input power.
- SAR normalized:* SAR as measured, normalized to an input power of 1 W at the antenna connector.
- SAR for nominal TSL parameters:* The measured TSL parameters are used to calculate the nominal SAR result.

The reported uncertainty of measurement is stated as the standard uncertainty of measurement multiplied by the coverage factor $k=2$, which for a normal distribution corresponds to a coverage probability of approximately 95%.

Measurement Conditions

DASY system configuration, as far as not given on page 1.

DASY Version	DASY5	V52.8.8
Extrapolation	Advanced Extrapolation	
Phantom	Modular Flat Phantom	
Distance Dipole Center - TSL	15 mm	with Spacer
Zoom Scan Resolution	dx, dy, dz = 5 mm	
Frequency	750 MHz ± 1 MHz	

Head TSL parameters

The following parameters and calculations were applied.

	Temperature	Permittivity	Conductivity
Nominal Head TSL parameters	22.0 °C	41.9	0.89 mho/m
Measured Head TSL parameters	(22.0 ± 0.2) °C	42.5 ± 6 %	0.90 mho/m ± 6 %
Head TSL temperature change during test	< 0.5 °C	----	----

SAR result with Head TSL

SAR averaged over 1 cm ³ (1 g) of Head TSL	Condition	
SAR measured	250 mW input power	2.03 W/kg
SAR for nominal Head TSL parameters	normalized to 1W	8.07 W/kg ± 17.0 % (k=2)

SAR averaged over 10 cm ³ (10 g) of Head TSL	condition	
SAR measured	250 mW input power	1.33 W/kg
SAR for nominal Head TSL parameters	normalized to 1W	5.29 W/kg ± 16.5 % (k=2)

Body TSL parameters

The following parameters and calculations were applied.

	Temperature	Permittivity	Conductivity
Nominal Body TSL parameters	22.0 °C	55.5	0.96 mho/m
Measured Body TSL parameters	(22.0 ± 0.2) °C	55.1 ± 6 %	0.98 mho/m ± 6 %
Body TSL temperature change during test	< 0.5 °C	----	----

SAR result with Body TSL

SAR averaged over 1 cm ³ (1 g) of Body TSL	Condition	
SAR measured	250 mW input power	2.15 W/kg
SAR for nominal Body TSL parameters	normalized to 1W	8.45 W/kg ± 17.0 % (k=2)

SAR averaged over 10 cm ³ (10 g) of Body TSL	condition	
SAR measured	250 mW input power	1.42 W/kg
SAR for nominal Body TSL parameters	normalized to 1W	5.60 W/kg ± 16.5 % (k=2)

Appendix (Additional assessments outside the scope of SCS 0108)

Antenna Parameters with Head TSL

Impedance, transformed to feed point	54.8 Ω + 0.1 j Ω
Return Loss	- 26.7 dB

Antenna Parameters with Body TSL

Impedance, transformed to feed point	49.6 Ω - 2.2 j Ω
Return Loss	- 33.1 dB

General Antenna Parameters and Design

Electrical Delay (one direction)	1.036 ns
----------------------------------	----------

After long term use with 100W radiated power, only a slight warming of the dipole near the feedpoint can be measured.

The dipole is made of standard semirigid coaxial cable. The center conductor of the feeding line is directly connected to the second arm of the dipole. The antenna is therefore short-circuited for DC-signals. On some of the dipoles, small end caps are added to the dipole arms in order to improve matching when loaded according to the position as explained in the "Measurement Conditions" paragraph. The SAR data are not affected by this change. The overall dipole length is still according to the Standard.

No excessive force must be applied to the dipole arms, because they might bend or the soldered connections near the feedpoint may be damaged.

Additional EUT Data

Manufactured by	SPEAG
Manufactured on	July 06, 2011

DASY5 Validation Report for Head TSL

Date: 14.07.2015

Test Laboratory: SPEAG, Zurich, Switzerland

DUT: Dipole 750 MHz; Type: D750V3; Serial: D750V3 - SN:1036

Communication System: UID 0 - CW; Frequency: 750 MHz

Medium parameters used: $f = 750 \text{ MHz}$; $\sigma = 0.9 \text{ S/m}$; $\epsilon_r = 42.5$; $\rho = 1000 \text{ kg/m}^3$

Phantom section: Flat Section

Measurement Standard: DASY5 (IEEE/IEC/ANSI C63.19-2011)

DASY52 Configuration:

- Probe: ES3DV3 - SN3205; ConvF(6.44, 6.44, 6.44); Calibrated: 30.12.2014;
- Sensor-Surface: 3mm (Mechanical Surface Detection)
- Electronics: DAE4 Sn601; Calibrated: 18.08.2014
- Phantom: Flat Phantom 4.9L; Type: QD000P49AA; Serial: 1001
- DASY52 52.8.8(1222); SEMCAD X 14.6.10(7331)

Dipole Calibration for Head Tissue/Pin=250 mW, d=15mm/Zoom Scan (7x7x7)/Cube 0:


Measurement grid: dx=5mm, dy=5mm, dz=5mm

Reference Value = 53.18 V/m; Power Drift = 0.02 dB

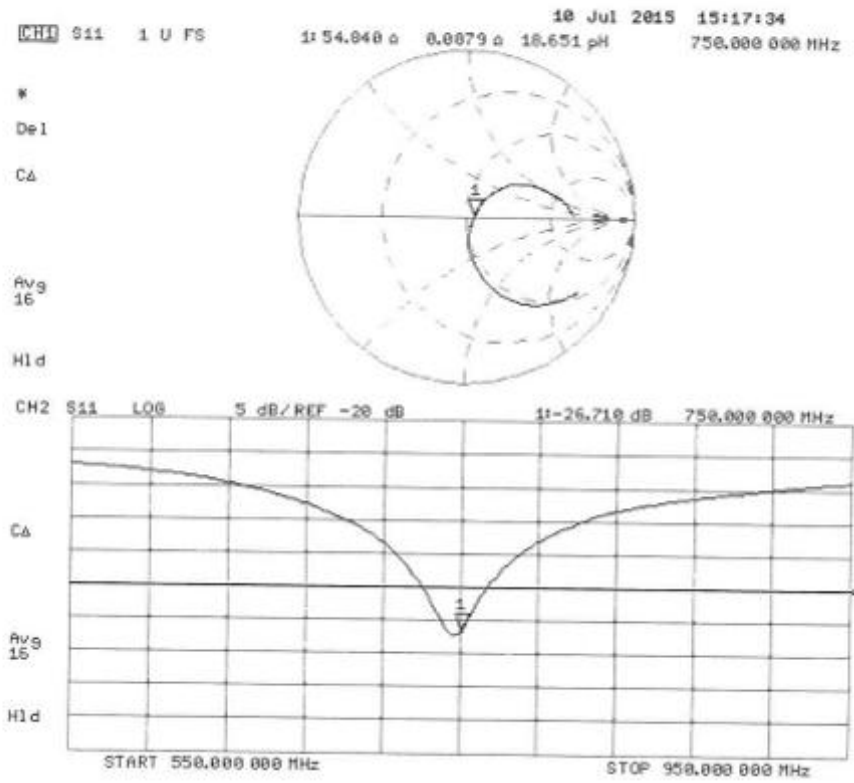
Peak SAR (extrapolated) = 3.02 W/kg

SAR(1 g) = 2.03 W/kg; SAR(10 g) = 1.33 W/kg

Maximum value of SAR (measured) = 2.37 W/kg



Impedance Measurement Plot for Head TSL



DASY5 Validation Report for Body TSL

Date: 10.07.2015

Test Laboratory: SPEAG, Zurich, Switzerland

DUT: Dipole 750 MHz; Type: D750V3; Serial: D750V3 - SN: 1036

Communication System: UID 0 - CW; Frequency: 750 MHz

Medium parameters used: $f = 750$ MHz; $\sigma = 0.98$ S/m; $\epsilon_r = 55.1$; $\rho = 1000$ kg/m³

Phantom section: Flat Section

Measurement Standard: DASY5 (IEEE/IEC/ANSI C63.19-2011)

DASY52 Configuration:

- Probe: ES3DV3 - SN3205; ConvF(6.21, 6.21, 6.21); Calibrated: 30.12.2014;
- Sensor-Surface: 3mm (Mechanical Surface Detection)
- Electronics: DAE4 Sn601; Calibrated: 18.08.2014
- Phantom: Flat Phantom 4.9L; Type: QD000P49AA; Serial: 1001
- DASY52 52.8.8(1222); SEMCAD X 14.6.10(7331)

Dipole Calibration for Body Tissue/Pin=250 mW, d=15mm/Zoom Scan (7x7x7)/Cube 0:


Measurement grid: dx=5mm, dy=5mm, dz=5mm

Reference Value = 52.33 V/m; Power Drift = 0.02 dB

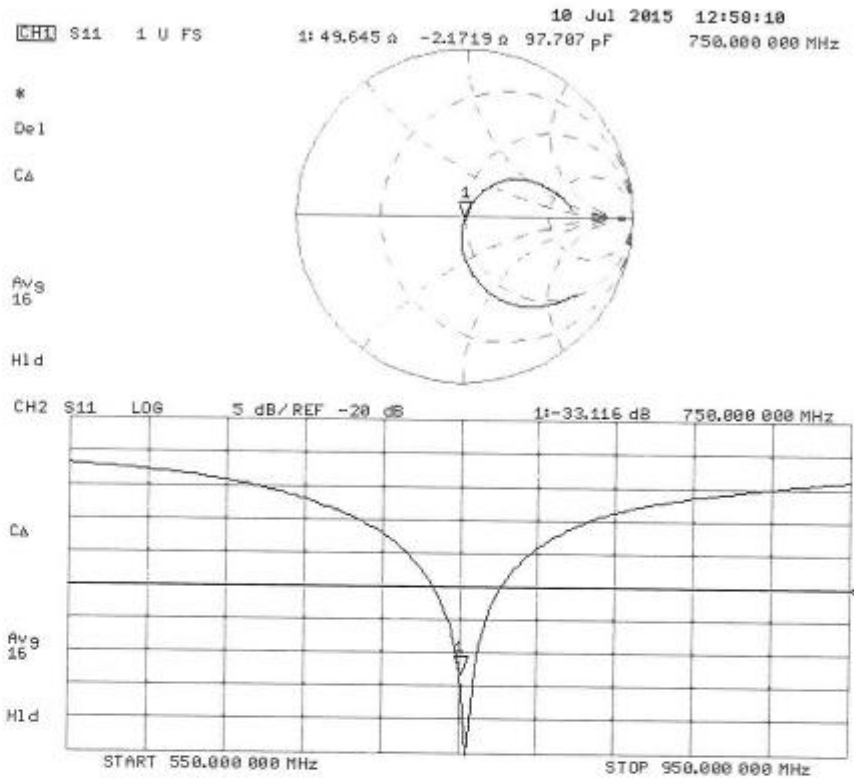
Peak SAR (extrapolated) = 3.13 W/kg

SAR(1 g) = 2.15 W/kg; SAR(10 g) = 1.42 W/kg

Maximum value of SAR (measured) = 2.51 W/kg



Impedance Measurement Plot for Body TSL



**Calibration Laboratory of
 Schmid & Partner
 Engineering AG**
 Zeughausstrasse 43, 8004 Zurich, Switzerland



S Schweizerischer Kalibrierdienst
C Service suisse d'étalonnage
S Servizio svizzero di taratura
S Swiss Calibration Service

Accredited by the Swiss Accreditation Service (SAS)
 The Swiss Accreditation Service is one of the signatories to the EA
 Multilateral Agreement for the recognition of calibration certificates

Accreditation No.: **SCS 0108**

Client **AT4 Wireless**

Certificate No: **D900V2-1d007_Jul15**

CALIBRATION CERTIFICATE			
Object	D900V2 - SN: 1d007		
Calibration procedure(s)	QA CAL-05.v9 Calibration procedure for dipole validation kits above 700 MHz		
Calibration date:	July 14, 2015		
<p>This calibration certificate documents the traceability to national standards, which realize the physical units of measurements (SI). The measurements and the uncertainties with confidence probability are given on the following pages and are part of the certificate.</p> <p>All calibrations have been conducted in the closed laboratory facility: environment temperature (22 ± 3)°C and humidity < 70%.</p> <p>Calibration Equipment used (M&TE critical for calibration)</p>			
Primary Standards	ID #	Cal Date (Certificate No.)	Scheduled Calibration
Power meter EPM-442A	GB37480704	07-Oct-14 (No. 217-02020)	Oct-15
Power sensor HP 8481A	US37292783	07-Oct-14 (No. 217-02020)	Oct-15
Power sensor HP 8481A	MY41092317	07-Oct-14 (No. 217-02021)	Oct-15
Reference 20 dB Attenuator	SN: 5058 (20k)	01-Apr-15 (No. 217-02131)	Mar-16
Type-N mismatch combination	SN: 5047.2 / 06327	01-Apr-15 (No. 217-02134)	Mar-16
Reference Probe ES3DV3	SN: 3205	30-Dec-14 (No. ES3-3205_Dec14)	Dec-15
DAE4	SN: 601	18-Aug-14 (No. DAE4-601_Aug14)	Aug-15
Secondary Standards	ID #	Check Date (in house)	Scheduled Check
RF generator R&S SMT-06	100005	04-Aug-99 (in house check Oct-13)	In house check: Oct-16
Network Analyzer HP 8753E	US37390585 S4206	18-Oct-01 (in house check Oct-14)	In house check: Oct-15
Calibrated by:	Name Leif Klysner	Function Laboratory Technician	Signature
Approved by:	Name Katja Pokovic	Function Technical Manager	Signature
This calibration certificate shall not be reproduced except in full without written approval of the laboratory.			Issued: July 14, 2015

**Calibration Laboratory of
Schmid & Partner
Engineering AG**
Zeughausstrasse 43, 8004 Zurich, Switzerland



S Schweizerischer Kalibrierdienst
C Service suisse d'étalonnage
S Servizio svizzero di taratura
S Swiss Calibration Service

Accredited by the Swiss Accreditation Service (SAS)
The Swiss Accreditation Service is one of the signatories to the EA
Multilateral Agreement for the recognition of calibration certificates

Accreditation No.: **SCS 0108**

Glossary:

TSL	tissue simulating liquid
ConvF	sensitivity in TSL / NORM x,y,z
N/A	not applicable or not measured

Calibration is Performed According to the Following Standards:

- IEEE Std 1528-2013, "IEEE Recommended Practice for Determining the Peak Spatial-Averaged Specific Absorption Rate (SAR) in the Human Head from Wireless Communications Devices: Measurement Techniques", June 2013
- IEC 62209-1, "Procedure to measure the Specific Absorption Rate (SAR) for hand-held devices used in close proximity to the ear (frequency range of 300 MHz to 3 GHz)", February 2005
- IEC 62209-2, "Procedure to determine the Specific Absorption Rate (SAR) for wireless communication devices used in close proximity to the human body (frequency range of 30 MHz to 6 GHz)", March 2010
- KDB 865664, "SAR Measurement Requirements for 100 MHz to 6 GHz"

Additional Documentation:

- DASY4/5 System Handbook

Methods Applied and Interpretation of Parameters:

- Measurement Conditions:* Further details are available from the Validation Report at the end of the certificate. All figures stated in the certificate are valid at the frequency indicated.
- Antenna Parameters with TSL:* The dipole is mounted with the spacer to position its feed point exactly below the center marking of the flat phantom section, with the arms oriented parallel to the body axis.
- Feed Point Impedance and Return Loss:* These parameters are measured with the dipole positioned under the liquid filled phantom. The impedance stated is transformed from the measurement at the SMA connector to the feed point. The Return Loss ensures low reflected power. No uncertainty required.
- Electrical Delay:* One-way delay between the SMA connector and the antenna feed point. No uncertainty required.
- SAR measured:* SAR measured at the stated antenna input power.
- SAR normalized:* SAR as measured, normalized to an input power of 1 W at the antenna connector.
- SAR for nominal TSL parameters:* The measured TSL parameters are used to calculate the nominal SAR result.

The reported uncertainty of measurement is stated as the standard uncertainty of measurement multiplied by the coverage factor $k=2$, which for a normal distribution corresponds to a coverage probability of approximately 95%.

Measurement Conditions

DASY system configuration, as far as not given on page 1.

DASY Version	DASY5	V52.8.8
Extrapolation	Advanced Extrapolation	
Phantom	Modular Flat Phantom	
Distance Dipole Center - TSL	15 mm	with Spacer
Zoom Scan Resolution	dx, dy, dz = 5 mm	
Frequency	900 MHz \pm 1 MHz	

Head TSL parameters

The following parameters and calculations were applied.

	Temperature	Permittivity	Conductivity
Nominal Head TSL parameters	22.0 °C	41.5	0.97 mho/m
Measured Head TSL parameters	(22.0 \pm 0.2) °C	42.2 \pm 6 %	0.95 mho/m \pm 6 %
Head TSL temperature change during test	< 0.5 °C	----	----

SAR result with Head TSL

SAR averaged over 1 cm ³ (1 g) of Head TSL	Condition	
SAR measured	250 mW input power	2.60 W/kg
SAR for nominal Head TSL parameters	normalized to 1W	10.6 W/kg \pm 17.0 % (k=2)

SAR averaged over 10 cm ³ (10 g) of Head TSL	condition	
SAR measured	250 mW input power	1.68 W/kg
SAR for nominal Head TSL parameters	normalized to 1W	6.82 W/kg \pm 16.5 % (k=2)

Body TSL parameters

The following parameters and calculations were applied.

	Temperature	Permittivity	Conductivity
Nominal Body TSL parameters	22.0 °C	55.0	1.05 mho/m
Measured Body TSL parameters	(22.0 \pm 0.2) °C	54.8 \pm 6 %	1.03 mho/m \pm 6 %
Body TSL temperature change during test	< 0.5 °C	----	----

SAR result with Body TSL

SAR averaged over 1 cm ³ (1 g) of Body TSL	Condition	
SAR measured	250 mW input power	2.60 W/kg
SAR for nominal Body TSL parameters	normalized to 1W	10.5 W/kg \pm 17.0 % (k=2)

SAR averaged over 10 cm ³ (10 g) of Body TSL	condition	
SAR measured	250 mW input power	1.68 W/kg
SAR for nominal Body TSL parameters	normalized to 1W	6.79 W/kg \pm 16.5 % (k=2)

Appendix (Additional assessments outside the scope of SCS 0108)

Antenna Parameters with Head TSL

Impedance, transformed to feed point	49.9 Ω - 3.5 j Ω
Return Loss	- 29.0 dB

Antenna Parameters with Body TSL

Impedance, transformed to feed point	45.5 Ω - 5.3 j Ω
Return Loss	- 22.8 dB

General Antenna Parameters and Design

Electrical Delay (one direction)	1.408 ns
----------------------------------	----------

After long term use with 100W radiated power, only a slight warming of the dipole near the feedpoint can be measured.

The dipole is made of standard semirigid coaxial cable. The center conductor of the feeding line is directly connected to the second arm of the dipole. The antenna is therefore short-circuited for DC-signals. On some of the dipoles, small end caps are added to the dipole arms in order to improve matching when loaded according to the position as explained in the "Measurement Conditions" paragraph. The SAR data are not affected by this change. The overall dipole length is still according to the Standard.

No excessive force must be applied to the dipole arms, because they might bend or the soldered connections near the feedpoint may be damaged.

Additional EUT Data

Manufactured by	SPEAG
Manufactured on	February 13, 2004

DASY5 Validation Report for Head TSL

Date: 14.07.2015

Test Laboratory: SPEAG, Zurich, Switzerland

DUT: Dipole 900 MHz; Type: D900V2; Serial: D900V2 - SN: 1d007

Communication System: UID 0 - CW; Frequency: 900 MHz

Medium parameters used: $f = 900$ MHz; $\sigma = 0.95$ S/m; $\epsilon_r = 42.2$; $\rho = 1000$ kg/m³

Phantom section: Flat Section

Measurement Standard: DASY5 (IEEE/IEC/ANSI C63.19-2011)

DASY52 Configuration:

- Probe: ES3DV3 - SN3205; ConvF(5.94, 5.94, 5.94); Calibrated: 30.12.2014;
- Sensor-Surface: 3mm (Mechanical Surface Detection)
- Electronics: DAE4 Sn601; Calibrated: 18.08.2014
- Phantom: Flat Phantom 4.9L; Type: QD000P49AA; Serial: 1001
- DASY52 52.8.8(1222); SEMCAD X 14.6.10(7331)

Dipole Calibration for Head Tissue/Pin=250 mW, d=15mm/Zoom Scan (7x7x7)/Cube 0:


Measurement grid: dx=5mm, dy=5mm, dz=5mm

Reference Value = 58.61 V/m; Power Drift = 0.01 dB

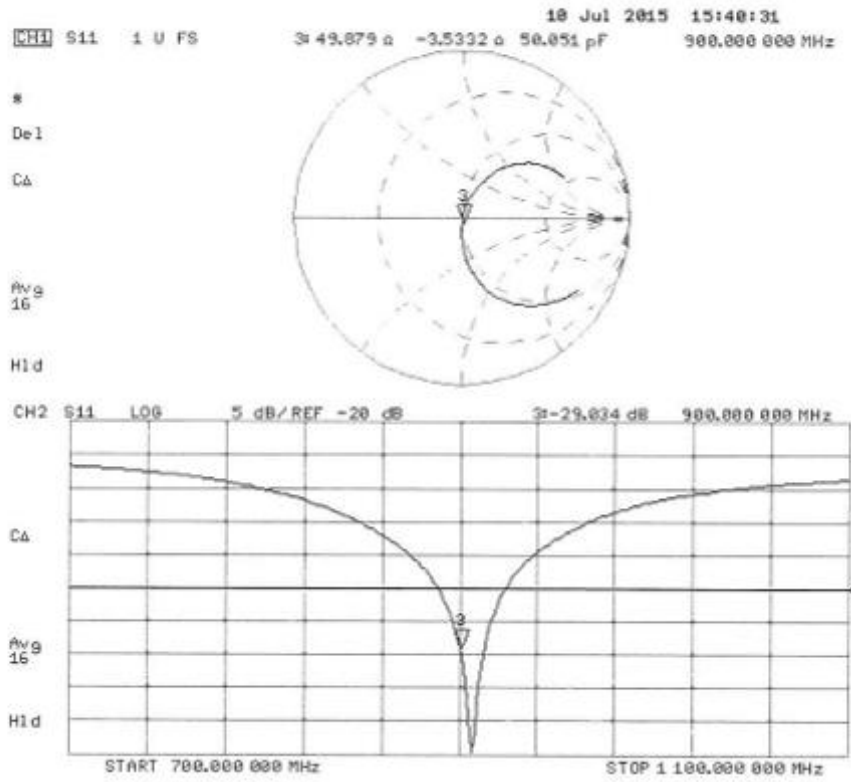
Peak SAR (extrapolated) = 3.88 W/kg

SAR(1 g) = 2.6 W/kg; SAR(10 g) = 1.68 W/kg

Maximum value of SAR (measured) = 3.05 W/kg



Impedance Measurement Plot for Head TSL



DASY5 Validation Report for Body TSL

Date: 10.07.2015

Test Laboratory: SPEAG, Zurich, Switzerland

DUT: Dipole 900 MHz; Type: D900V2; Serial: D900V2 - SN: 1d007

Communication System: UID 0 - CW; Frequency: 900 MHz

Medium parameters used: $f = 900$ MHz; $\sigma = 1.03$ S/m; $\epsilon_r = 54.8$; $\rho = 1000$ kg/m³

Phantom section: Flat Section

Measurement Standard: DASY5 (IEEE/IEC/ANSI C63.19-2011)

DASY52 Configuration:

- Probe: ES3DV3 - SN3205; ConvF(5.95, 5.95, 5.95); Calibrated: 30.12.2014;
- Sensor-Surface: 3mm (Mechanical Surface Detection)
- Electronics: DAE4 Sn601; Calibrated: 18.08.2014
- Phantom: Flat Phantom 4.9L; Type: QD000P49AA; Serial: 1001
- DASY52 52.8.8(1222); SEMCAD X 14.6.10(7331)

Dipole Calibration for Body Tissue/Pin=250 mW, d=15mm/Zoom Scan (7x7x7)/Cube 0:


Measurement grid: dx=5mm, dy=5mm, dz=5mm

Reference Value = 56.60 V/m; Power Drift = -0.04 dB

Peak SAR (extrapolated) = 3.84 W/kg

SAR(1 g) = 2.6 W/kg; SAR(10 g) = 1.68 W/kg

Maximum value of SAR (measured) = 3.05 W/kg



Impedance Measurement Plot for Body TSL

