

Internal Photographs

HTT-500-2 Handportable radio



Original Instructions: ENGLISH

Issue: 3

Copyright

© PowerTrunk, Inc. 2002–2016 All rights reserved.

No part of the information contained herein and the other referred documents may be copied, distributed or transmitted by any means to any other party without prior written permission of Teltronic S.A.U. and/or PowerTrunk Inc. The distribution of this document may be also covered by NDA (non-disclosure agreement) between Teltronic S.A.U. and/or PowerTrunk Inc. and the receiver.

Please also note that part of these contents even may be covered by patent rights.

This document, the referred documents and the described product are considered protected by copyright according to the applicable laws.

PowerTrunk and the PowerTrunk logo are registered trademarks of Teltronic S.A.U.

Disclaimer

Although every reasonable effort has been made to ensure the accuracy of the information contained herein and any other referred document, this should not be construed as a commitment on the part of Teltronic S.A.U. and/or PowerTrunk Inc., and the liability of Teltronic S.A.U. and/or PowerTrunk Inc. for any errors and omissions shall be limited to the correction of such errors and omissions. Teltronic S.A.U. and/or PowerTrunk Inc. welcomes any comment as a way to improve any delivered documentation.

The information contained herein has been prepared for the use of appropriately trained personnel, and it is intended for the purpose of the agreement under which the information is submitted. Any party using or relying upon this information assumes full responsibility for such use and in no event shall Teltronic S.A.U. and/or PowerTrunk Inc. be liable to anyone for especial, collateral, incidental, or consequential damages in connection with or arising out of the use of this information.

The information or statements given in these documents regarding the suitability, capacity or performance of the mentioned hardware or software products cannot be considered binding but shall be defined in the agreement made between Teltronic S.A.U. and/or PowerTrunk Inc. and the customer.

Teltronic S.A.U. and/or PowerTrunk Inc. reserves the right to revise these documents and to make changes to its content at any time, without prior notification.


Contact Details

PowerTrunk, Inc.
66 York Street
Jersey City
NJ 07302
U.S.A.
T: +1 201 630 4520
F: +1 201 630 4522


Contents

HTT-500-2 PCB LCD Side with screening cans.....	4
HTT-500-2 PCB Rear with screening cans + Bluetooth	5
HTT-500-2 PCB Rear with screening cans less Bluetooth....	6
HTT-500-2 PCB LCD side without screening cans	7
HTT-500-2 PCB Rear without screening cans	8
HTT-500-2 LED and earpiece PCB location in front cover....	9
HTT-500-2 LED and earpiece PCB front view.....	10
HTT-500-2 LED and earpiece PCB rear view	11
HTT-500-2 Bluetooth Module with screening can	12
HTT-500-2 Bluetooth Module without screening can	13
HTT-500-2 Bluetooth Module rear View.....	14


HTT-500-2 PCB LCD side with screening cans




HTT-500-2 PCB rear view with screening cans + Bluetooth




HTT-500-2 PCB rear view with screening cans less Bluetooth




HTT-500-2 PCB LCD side without screening cans




HTT-500-2 PCB Rear View without screening cans




HTT-500-2 LED and earpiece PCB location in front cover



HTT-500-2 LED and earpiece PCB front view




HTT-500-2 LED and earpiece PCB rear view



HTT-500-2 Bluetooth Module with screening can



HTT-500-2 Bluetooth module without screening can



HTT-500-2 Bluetooth Module Rear View

