
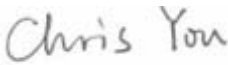



RF EXPOSURE REPORT



Report No.: 15070087-FCC-H1

Supersede Report No.: N/A

Applicant	Changsha SunSky Electronic Design & Development Co., Ltd.	
Product Name	Voting Base Station	
Model No.	EA1200	
Test Standard	FCC 2.1091	
Test Date	April 14 to April 29, 2015	
Issue Date	May 5, 2015	
Test Result	<input checked="" type="checkbox"/> Pass <input type="checkbox"/> Fail	
Equipment complied with the specification <input checked="" type="checkbox"/>		
Equipment did not comply with the specification <input type="checkbox"/>		
		
Wiky Jam Test Engineer	Chris You Checked By	
This test report may be reproduced in full only Test result presented in this test report is applicable to the tested sample only		

Issued by:

SIEMIC (SHENZHEN-CHINA) LABORATORIES

Zone A, Floor 1, Building 2 Wan Ye Long Technology Park

South Side of Zhoushi Road, Bao' an District, Shenzhen, Guangdong China 518108

Phone: +86 0755 2601 4629801 Email: China@siemic.com.cn

Laboratories Introduction

SIEMIC, headquartered in the heart of Silicon Valley, with superior facilities in US and Asia, is one of the leading independent testing and certification facilities providing customers with one-stop shop services for Compliance Testing and Global Certifications.



In addition to testing and certification, SIEMIC provides initial design reviews and compliance management throughout a project. Our extensive experience with China, Asia Pacific, North America, European, and International compliance requirements, assures the fastest, most cost effective way to attain regulatory compliance for the global markets.

Accreditations for Conformity Assessment

Country/Region	Scope
USA	EMC, RF/Wireless, SAR, Telecom
Canada	EMC, RF/Wireless, SAR, Telecom
Taiwan	EMC, RF, Telecom, SAR, Safety
Hong Kong	RF/Wireless, SAR, Telecom
Australia	EMC, RF, Telecom, SAR, Safety
Korea	EMI, EMS, RF, SAR, Telecom, Safety
Japan	EMI, RF/Wireless, SAR, Telecom
Singapore	EMC, RF, SAR, Telecom
Europe	EMC, RF, SAR, Telecom, Safety

Test Report	15070087-FCC-H1
Page	3 of 8

This page has been left blank intentionally.

CONTENTS

1. REPORT REVISION HISTORY	5
2. CUSTOMER INFORMATION	5
3. TEST SITE INFORMATION	5
4. EQUIPMENT UNDER TEST (EUT) INFORMATION	6
5. FCC §2.1091 - RADIOFREQUENCY RADIATION EXPOSURE EVALUATION: MOBILE DEVICES.	7
5.1 APPLICABLE STANDARD	7
5.2 TEST RESULT	8

1. Report Revision History

Report No.	Report Version	Description	Issue Date
15070087-FCC-H1	NONE	Original	May 5, 2015


2. Customer information

Applicant Name	Changsha SunSky Electronic Design & Development Co., Ltd.
Applicant Add	Room1024, Building A, Biaozi Business Center No. 198 Xiang Fu Road, Changsha, China
Manufacturer	Changsha SunSky Electronic Design & Development Co., Ltd.
Manufacturer Add	Room1024, Building A, Biaozi Business Center No. 198 Xiang Fu Road, Changsha, China

3. Test site information

Lab performing tests	SIEMIC (Shenzhen-China) LABORATORIES
Lab Address	Zone A, Floor 1, Building 2 Wan Ye Long Technology Park South Side of Zhoushi Road, Bao' an District, Shenzhen, Guangdong China 518108
FCC Test Site No.	718246
IC Test Site No.	4842E-1
Test Software	Radiated Emission Program-To Shenzhen v2.0

4. Equipment under Test (EUT) Information

Description of EUT:	Voting Base Station
Main Model:	EA1200
Serial Model:	N/A
Date EUT received:	April 14, 2015
Antenna Gain:	3.3 dBi
Type of Modulation:	GFSK
RF Operating Frequency (ies):	2403-2465 MHz
Input Power:	DC 5V Supply by USB Port
Trade Name :	
FCC ID:	WSVSUNVOTEBASE12X

5. FCC §2.1091 - Radiofrequency radiation exposure evaluation: mobile devices.

5.1 Applicable Standard

According to §1.1307(b)(1), systems operating under the provisions of this section shall be operated in a manner that ensures that the public is not exposed to radio frequency energy level in excess of the Commission' s guidelines.

According to §1.1310 and §2.1091 RF exposure is calculated.

Limits for General Population/Uncontrolled Exposure

Limits for General Population/Uncontrolled Exposure				
Frequency Range (MHz)	Electric Field Strength (V/m)	Magnetic Field Strength (A/m)	Power Density (mW/cm ²)	Averaging Time (minutes)
0.3-1.34	614	1.63	*(100)	30
1.34-30	824/f	2.19/f	*(180/f ²)	30
30-300	27.5	0.073	0.2	30
300-1500	/	/	f/1500	30
1500-100,000	/	/	1.0	30

f = frequency in MHz

* = Plane-wave equivalent power density

5.2 Test Result

Test mode	CH	Freq (MHz)	Conducted Power (dBm)	Tune Up Power (dBm)
GFSK	Low	2403	6.111	5.3±1
	Mid	2433	5.923	5.3±1
	High	2465	5.717	5.3±1

Predication of MPE limit at a given distance

$$S = \frac{PG}{4\pi R^2}$$

Where: S = power density (in appropriate units, e.g. mW/cm²)

P = power input to the antenna (in appropriate units, e.g., mW).

G = power gain of the antenna in the direction of interest relative to an isotropic radiator, the power gain factor, is normally numeric gain.

R = distance to the center of radiation of the antenna (appropriate units, e.g., cm)

For the antenna manufacturer provide only used limited to ERP/EIRP or radiated spurious emission test. The MPE evaluation as below:

Maximum output power at antenna input terminal: 6.3 (dBm)

Maximum output power at antenna input terminal: 4.27 (mW)

Prediction distance: >20 (cm)

Predication frequency: 2403 (MHz) High frequency

Antenna Gain (typical): 3.3 (dBi)

Antenna Gain (typical): 2.14 (numeric)

The worst case is power density at predication frequency at 20 cm: 0.0018(mW/cm²)

MPE limit for general population exposure at prediction frequency: 1.0 (mW/cm²)

0.0018(mW/cm²) < 1.0 (mW/cm²)

Result: Pass