

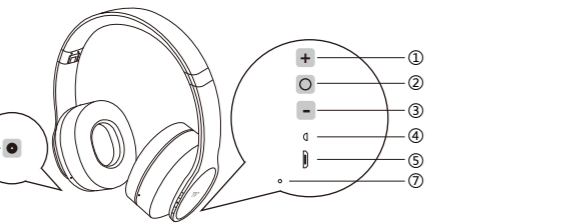


WIRELESS STEREO HEADPHONES User Guide

EN

Product Diagram

1. Volume + / Next Track
2. Multifunction Button
3. Volume - / Previous Track
4. LED Indicator
5. Micro USB Charging Port
6. 3.5mm Audio Port
7. Microphone



DE

Produktabbildung

1. Lautstärke + / Nächstes Lied
2. Multifunktionsknopf
3. Lautstärke - / Vorheriges Lied
4. LED-Anzeige
5. Micro-USB-Ladeanschluss
6. 3.5mm Audioanschluss
7. Mikrofon

IT

Schema del Prodotto

1. Volume + / Traccia Successiva
2. Pulsante Multifunzione
3. Volume - / Traccia Precedente
4. Indicatore LED
5. Porta di Ricarica Micro USB
6. Porta Audio da 3,5 mm
7. Microfono

FR

Schéma de Produit

1. Volume + / Piste Suivante
2. Bouton Multifonction
3. Volume - / Piste Précédente
4. Voyant à LED
5. Port de Recharge Micro USB
6. Port Audio 3.5mm
7. Microphone

ES

Diagrama del Producto

1. Volumen + / Pista Siguiente
2. Botón Multifunción
3. Volumen - / Pista Anterior
4. Indicador LED
5. Puerto de Carga Micro USB
6. Puerto de Audio de 3.5 mm
7. Micrófono

JP

製品図

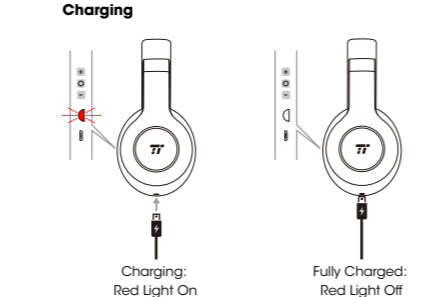
1. 音量 + / 次の曲
2. 多機能ボタン
3. 音量 - / 前の曲
4. LED表示
5. Micro USB充電ポート
6. 3.5mmオーディオポート
7. マイク

EN

Package Contents

- TaoTronics Bluetooth Headphones (TT-BH045)
- 3.5mm Audio Cable
- Micro USB Cable

How to Use Charging



Pairing

1. Make sure the headphones and your Bluetooth device are next to each other (within 3 feet / 1 meter).
2. Press and hold for 5 seconds until the LED indicator flashes red and blue alternatively to enter pairing mode.

DE

Im Lieferumfang enthalten

- TaoTronics Bluetooth-Kopfhörer (TT-BH045)
- 3.5mm Audiokabel
- Micro-USB-Kabel

Anleitung Aufladen



EN

Button Control

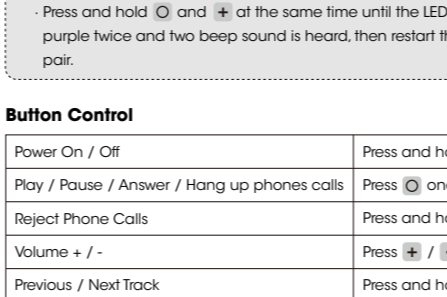
| | |
|----------------------------------------------|------------------------------|
| Power On / Off | Press and hold |
| Play / Pause / Answer / Hang up phones calls | Press once |
| Reject Phone Calls | Press and hold for 1 second |
| Volume + / - | Press / Button |
| Previous / Next Track | Press and hold / |
| Redial | Press twice |

FR

Contenu de la Boîte

- TaoTronics Casque Bluetooth (TT-BH045)
- Câble Audio 3.5mm
- Câble Micro USB

Utilisation Charge

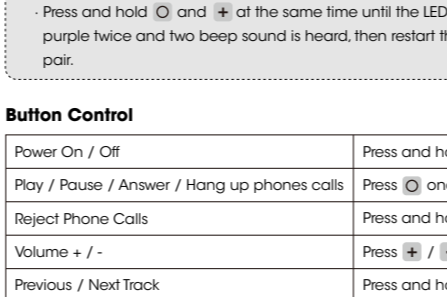


DE

Im Lieferumfang enthalten

- TaoTronics Bluetooth-Kopfhörer (TT-BH045)
- 3.5mm Audiokabel
- Micro-USB-Kabel

Anleitung Aufladen

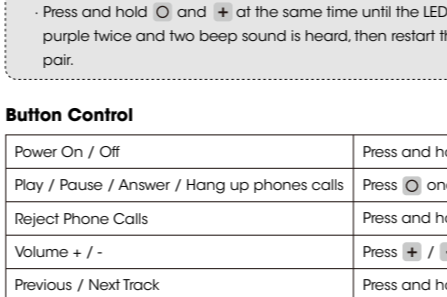


FR

Contenu de la Boîte

- TaoTronics Casque Bluetooth (TT-BH045)
- Câble Audio 3.5mm
- Câble Micro USB

Utilisation Charge

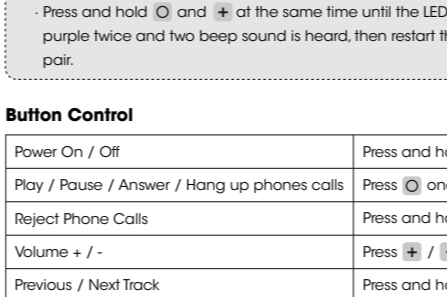


ES

Diagrama del Producto

- TaoTronics Bluetooth-Kopfhörer (TT-BH045)
- 3.5mm Audiokabel
- Micro-USB-Kabel

Anleitung Aufladen

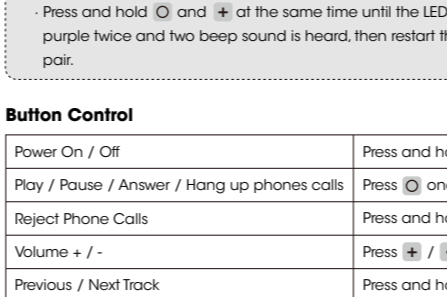


FR

Contenu de la Boîte

- TaoTronics Casque Bluetooth (TT-BH045)
- Câble Audio 3.5mm
- Câble Micro USB

Utilisation Charge

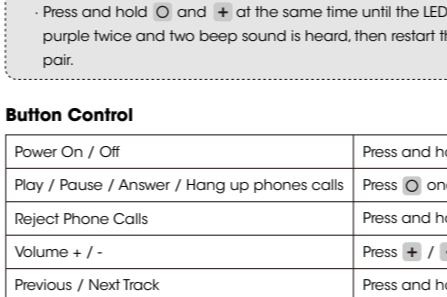


EN

Package Contents

- TaoTronics Bluetooth Headphones (TT-BH045)
- 3.5mm Audio Cable
- Micro USB Cable

How to Use Charging

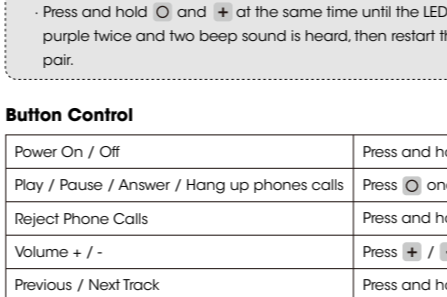


FR

Contenu de la Boîte

- TaoTronics Casque Bluetooth (TT-BH045)
- Câble Audio 3.5mm
- Câble Micro USB

Utilisation Charge

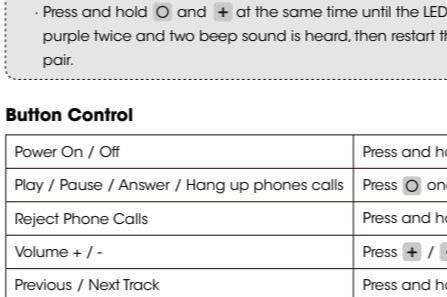


ES

Diagrama del Producto

- TaoTronics Bluetooth-Kopfhörer (TT-BH045)
- 3.5mm Audiokabel
- Micro-USB-Kabel

Anleitung Aufladen

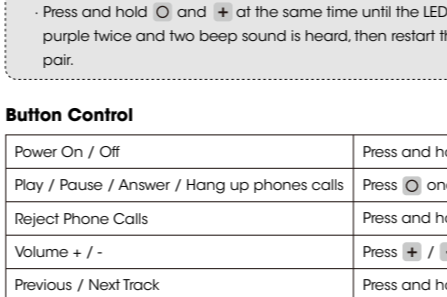


FR

Contenu de la Boîte

- TaoTronics Casque Bluetooth (TT-BH045)
- Câble Audio 3.5mm
- Câble Micro USB

Utilisation Charge

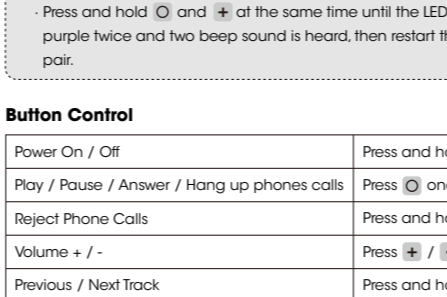


EN

Package Contents

- TaoTronics Bluetooth Headphones (TT-BH045)
- 3.5mm Audio Cable
- Micro USB Cable

How to Use Charging

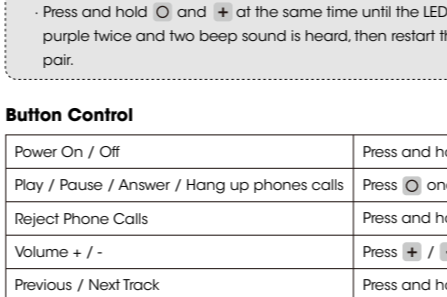


FR

Contenu de la Boîte

- TaoTronics Casque Bluetooth (TT-BH045)
- Câble Audio 3.5mm
- Câble Micro USB

Utilisation Charge

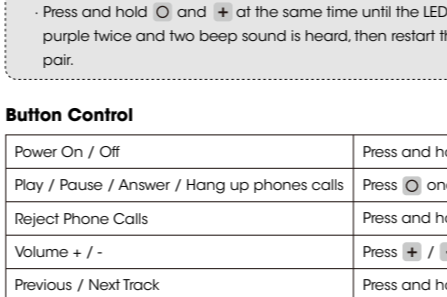


ES

Diagrama del Producto

- TaoTronics Bluetooth-Kopfhörer (TT-BH045)
- 3.5mm Audiokabel
- Micro-USB-Kabel

Anleitung Aufladen

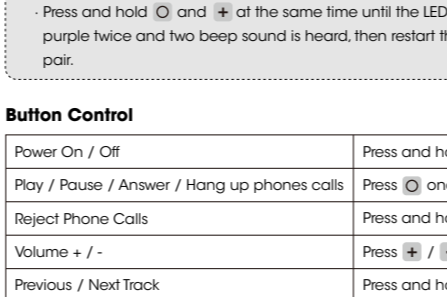


FR

Contenu de la Boîte

- TaoTronics Casque Bluetooth (TT-BH045)
- Câble Audio 3.5mm
- Câble Micro USB

Utilisation Charge

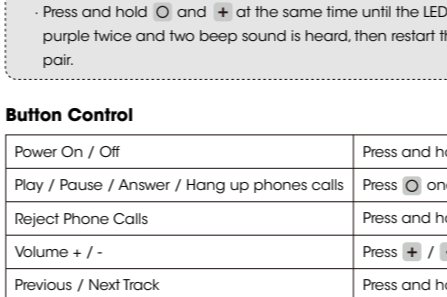


EN

Package Contents

- TaoTronics Bluetooth Headphones (TT-BH045)
- 3.5mm Audio Cable
- Micro USB Cable

How to Use Charging

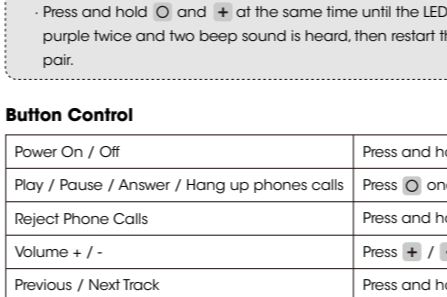


FR

Contenu de la Boîte

- TaoTronics Casque Bluetooth (TT-BH045)
- Câble Audio 3.5mm
- Câble Micro USB

Utilisation Charge

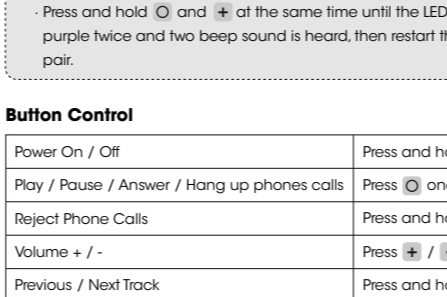


ES

Diagrama del Producto

- TaoTronics Bluetooth-Kopfhörer (TT-BH045)
- 3.5mm Audiokabel
- Micro-USB-Kabel

Anleitung Aufladen

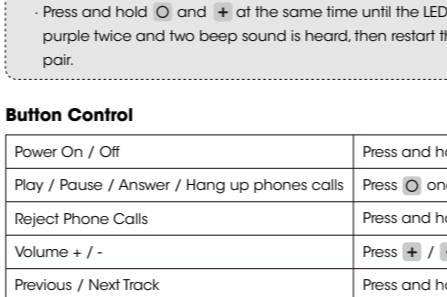


FR

Contenu de la Boîte

- TaoTronics Casque Bluetooth (TT-BH045)
- Câble Audio 3.5mm
- Câble Micro USB

Utilisation Charge

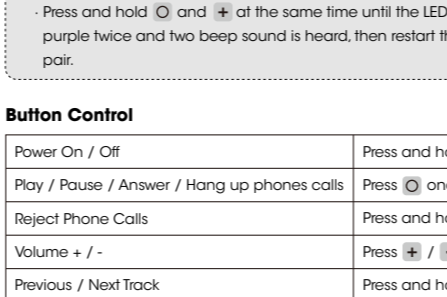


EN

Package Contents

- TaoTronics Bluetooth Headphones (TT-BH045)
- 3.5mm Audio Cable
- Micro USB Cable

How to Use Charging

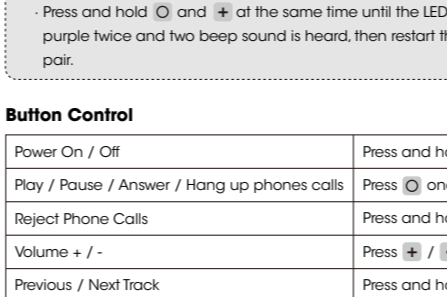


FR

Contenu de la Boîte

- TaoTronics Casque Bluetooth (TT-BH045)
- Câble Audio 3.5mm
- Câble Micro USB

Utilisation Charge

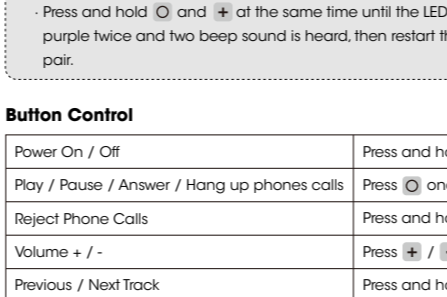


ES

Diagrama del Producto

- TaoTronics Bluetooth-Kopfhörer (TT-BH045)
- 3.5mm Audiokabel
- Micro-USB-Kabel

Anleitung Aufladen

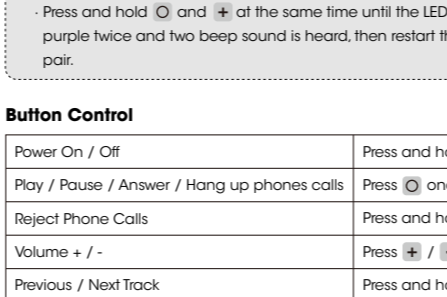


FR

Contenu de la Boîte

- TaoTronics Casque Bluetooth (TT-BH045)
- Câble Audio 3.5mm
- Câble Micro USB

Utilisation Charge

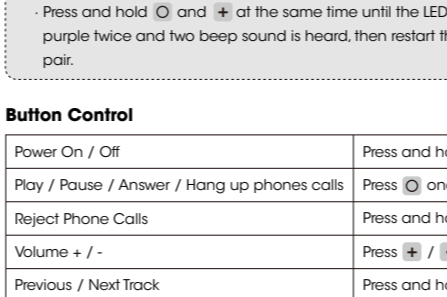


EN

Package Contents

- TaoTronics Bluetooth Headphones (TT-BH045)
- 3.5mm Audio Cable
- Micro USB Cable

How to Use Charging

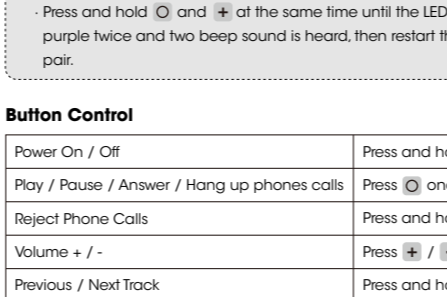


FR

Contenu de la Boîte

- TaoTronics Casque Bluetooth (TT-BH045)
- Câble Audio 3.5mm
- Câble Micro USB

Utilisation Charge

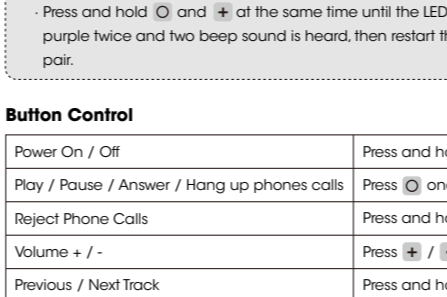


ES

Diagrama del Producto

- TaoTronics Bluetooth-Kopfhörer (TT-BH045)
- 3.5mm Audiokabel
- Micro-USB-Kabel

Anleitung Aufladen

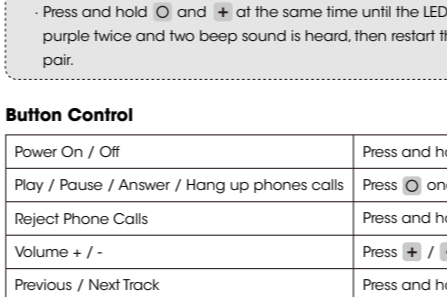


FR

Contenu de la Boîte

- TaoTronics Casque Bluetooth (TT-BH045)
- Câble Audio 3.5mm
- Câble Micro USB

Utilisation Charge

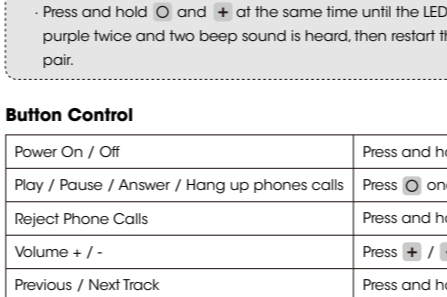


EN

Package Contents

- TaoTronics Bluetooth Headphones (TT-BH045)
- 3.5mm Audio Cable
- Micro USB Cable

How to Use Charging

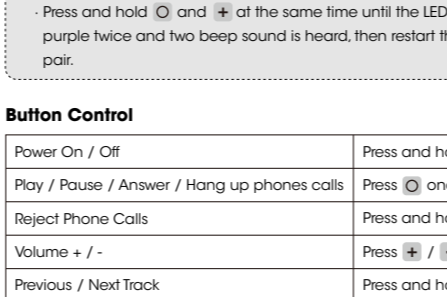


FR

Contenu de la Boîte

- TaoTronics Casque Bluetooth (TT-BH045)
- Câble Audio 3.5mm
- Câble Micro USB

Utilisation Charge

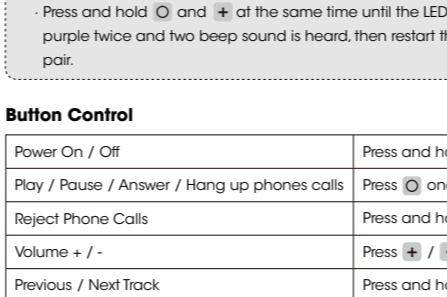


ES

Diagrama del Producto

- TaoTronics Bluetooth-Kopfhörer (TT-BH045)
- 3.5mm Audiokabel
- Micro-USB-Kabel

Anleitung Aufladen

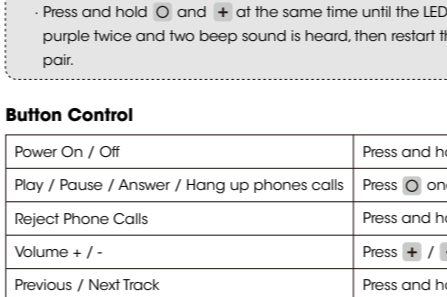


FR

Contenu de la Boîte

- TaoTronics Casque Bluetooth (TT-BH045)
- Câble Audio 3.5mm
- Câble Micro USB

Utilisation Charge

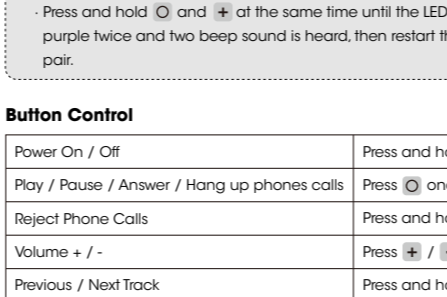


EN

Package Contents

- TaoTronics Bluetooth Headphones (TT-BH045)
- 3.5mm Audio Cable
- Micro USB Cable

How to Use Charging

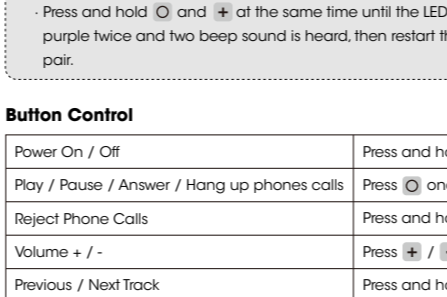


FR

Contenu de la Boîte

- TaoTronics Casque Bluetooth (TT-BH045)
- Câble Audio 3.5mm
- Câble Micro USB

Utilisation Charge

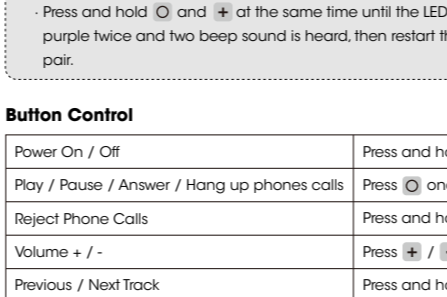


ES

Diagrama del Producto

- TaoTronics Bluetooth-Kopfhörer (TT-BH045)
- 3.5mm Audiokabel
- Micro-USB-Kabel

Anleitung Aufladen

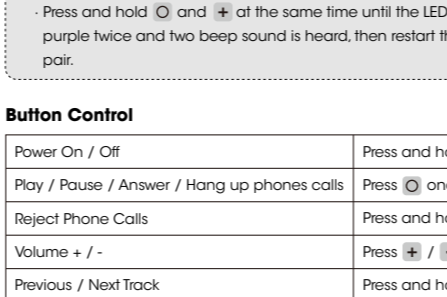


FR

Contenu de la Boîte

- TaoTronics Casque Bluetooth (TT-BH045)
- Câble Audio 3.5mm
- Câble Micro USB

Utilisation Charge

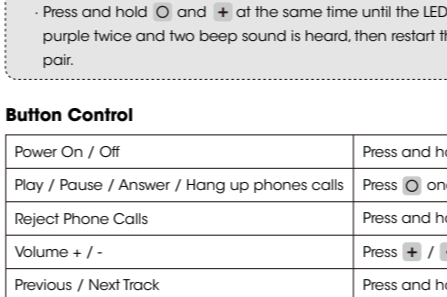


EN

Package Contents

- TaoTronics Bluetooth Headphones (TT-BH045)
- 3.5mm Audio Cable
- Micro USB Cable

How to Use Charging



FR

Contenu de la Boîte

- TaoTronics Casque Bluetooth (TT-BH045)
- Câble Audio 3.5mm
- Câble Micro USB

Utilisation Charge

NORTH AMERICA

E-mail : support@taotronics.com(US)
support.ca@taotronics.com(CA)
Tel : 1-888-456-8468 (Monday-Friday: 9:00 – 17:00 PST)
US Distributor: SUNVALLEYTEK INTERNATIONAL INC.
Address:46724 Lakeview Blvd, Fremont, CA 94538

EUROPE

E-mail:
support.uk@taotronics.com(UK)
support.de@taotronics.com(DE)
support.fr@taotronics.com(FR)
support.es@taotronics.com(ES)
support.it@taotronics.com(IT)
EU Importer: ZBT International Trading GmbH
Address:Halstenbeker Weg 98C, 25462 Rellingen, Deutschland

ASIA PACIFIC

E-mail: support.jp@taotronics.com(JP)
Tel: 03-5542-0238 (10-18時/土日祝除く)
JP Importer: 株式会社SUNVALLEY JAPAN
〒104-0032東京都中央区八丁堀 3 丁目18-6PMO京橋東 9 F

MANUFACTURER

Manufacturer: Shenzhen NearbyExpress Technology Development Co.,Ltd.
Address: 333 Bulong Road, Shenzhen, China, 518129

Learn more about the EU Declaration of Conformity:
<https://www.taotronics.com/downloads-TT-BH045-CE-Cert.html>

ES

Contenidos del Paquete

Auriculares Bluetooth de TaoTronics (TT-BH045)
Cable de Audio de 3,5 mm
Cable Micro USB

Cómo Utilizar

Cargar



Emparejar

- Asegúrese de que los auriculares y su dispositivo Bluetooth están uno al lado del otro (dentro de 3 pies /1 metro).
- Mantenga presionado el Botón Multifuncional durante 5 segundos hasta que el indicador LED se ilumine rojo y azul alternativamente para ingresar al modo de emparejamiento.

- Active Bluetooth en su dispositivo y busque conexiones Bluetooth cercanas.
- Encuentre "TaoTronics TT-BH045" en los resultados de búsqueda. Toque el nombre para conectarse.

Nota:

- Cuando se encienden, los auriculares intentarán conectarse a los dispositivos previamente emparejados primero y luego entrarán al modo de emparejamiento si la conexión falla.
- Mantenga presionado **○** y **+** al mismo tiempo hasta que el indicador LED parpadee en color violeta dos veces y se oigan dos pitidos, luego reinicie los auriculares para emparejar.

Control de Botones

| | |
|-------------------------------------------------------------|-----------------------------------------------------|
| Encender / Apagar | Mantenga presionado el ○ |
| Reproducir / Pausar / Contestar / Colgar Llamada Telefónica | Presione el ○ una vez |
| Rechazar Llamada Telefónica | Mantenga presionada el ○ durante 1 segundo |
| Volumen + / - | Presione el Botón de + / - |
| Pista Anterior / Siguiente | Mantenga presionado el botón de - / + |
| Volver a Marcar | Presione el ○ dos veces |

IT

Contenuto della Confezione

Cuffie Bluetooth TaoTronics (Modello: TT-BH045)
Cavo Audio da 3,5 mm
Cavo Micro USB

Modalità di Utilizzo

Ricarica



Accoppiamento

- Assicurarsi che le cuffie e il proprio dispositivo Bluetooth siano vicini (entro 3 piedi / 1 metro).
- Premere e tenere premuto il Pulsante Multifunzione per 5 secondi finché l'indicatore LED lampeggia alternatamente di rosso e blu per entrare nella modalità di accoppiamento.

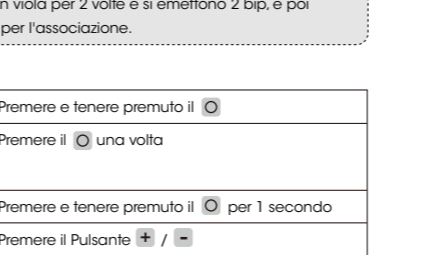
JP

パッケージ内容

TaoTronics Bluetooth ヘッドフォン (TT-BH045)
3.5 mm オーディオケーブル
Micro USB ケーブル

使い方

充電



ペアリング

- ヘッドフォンとペアリングしたいBluetooth機器を隣同士に並べます (1m以内)。
- 多機能ボタンをLED表示が赤と青交互に点滅するまで 5 秒間押しすと、ペアリングモードになります。
- ペアリングしたい機器のBluetoothを有効にして、近くのBluetooth接続を検索します。
- 検索結果から“TaoTronics TT-BH045”を探し、タップして接続します。

EN

Bluetooth

The *Bluetooth*® word mark and logos are registered trademarks owned by the Bluetooth SIG, Inc. and any use of such marks by Sunvalleytek International Inc. is under license. Other trademarks and trade names are those of their respective owners.

Bluetooth

Bluetooth

注意:

- ヘッドフォンの電源を入れると、前回接続したペアリング機器との接続を試み、接続できないとペアリングモードになります。
- ボタンと + ボタンをLED表示がパープルに 2 回点滅、「ビー、ビー」の提示音が聞こえるまで長押ししてください。ヘッドホンを再起動し、再度ペアリングを行ってください。
- ヘッドフォン

Bluetooth

Bluetooth

Bluetooth

Bluetooth

Bluetooth

Bluetooth

DE

Bluetooth

Die Marke *Bluetooth*® und das Bluetooth Logo sind eingetragene Markenzeichen der Bluetooth SIG, Inc. und jegliche Verwendung dieser Marke durch Sunvalleytek International Inc. ist lizenziert. Die Rechte an anderen Markenzeichen liegen beim jeweiligen Eigentümer.

FR

Bluetooth

Le terme et les logos *Bluetooth*® sont la propriété de Bluetooth SIG, Inc. et toute utilisation de ces marques par Sunvalleytek International Inc. se fait sous licence. Les autres désignations commerciales et marques mentionnées sont détenues par leur propriétaire respectif.

ES

Bluetooth

Bluetooth

Bluetooth

Bluetooth

Bluetooth

IT

Bluetooth

La parola e i loghi *Bluetooth*® sono marchi di fabbrica registrati di proprietà di Bluetooth SIG, Inc. e qualsiasi utilizzo di questi marchi da parte di Sunvalleytek International Inc. avviene su licenza. Gli altri marchi di fabbrica e nomi commerciali appartengono ai rispettivi proprietari.

JP

Bluetooth

Bluetooth®のワードマークおよびロゴはBluetooth SIG, Inc.が所有する登録商標であり、Sunvalleytek International Inc.はこれらのマークおよびロゴをライセンスに基づいて使用しています。その他の 商標およびトレードネームは、それぞれの所有者に帰属します。

NOTE:

This equipment has been tested and found to comply with the limits for a Class B digital device, pursuant to part 15 of the FCC Rules. These limits are designed to provide reasonable protection against harmful interference in a residential installation. This equipment generates uses and can radiate radio frequency energy and, if not installed and used in accordance with the instructions, may cause harmful interference to radio communications. However, there is no guarantee that interference will not occur in a particular installation. If this equipment does cause harmful interference to radio or television reception, which can be determined by turning the equipment off and on, the user is encouraged to try to correct the interference by one or more of the following measures:
- Reorient or relocate the receiving antenna.
- Increase the separation between the equipment and receiver.
- Connect the equipment into an outlet on a circuit different from that to which the receiver is connected.
- Consult the dealer or an experienced radio/TV technician for help

Changes or modifications not expressly approved by the party responsible for compliance could void the user's authority to operate the equipment. This device complies with Part 15 of the FCC Rules. Operation is subject to the following two conditions:
(1) this device may not cause harmful interference, and (2) this device must accept any interference received, including interference that may cause undesired operation.

