






Appendix D - Product Photos




Antenna Location :




## Appendix E - Test Setup Photos




Right Cheek



Right Tilted



Left Cheek



Left Tilted



Face of the DUT with Phantom 1.5 cm Gap



Bottom of the DUT with Phantom 1.5 cm Gap