

#04 HAC_E_GSM850_Ch189**DUT: 952506**

Communication System: GSM850; Frequency: 836.4 MHz; Duty Cycle: 1:8.3

Medium: Air Medium parameters used: $\sigma = 0$ mho/m, $\epsilon_r = 1$; $\rho = 1000$ kg/m³

Ambient Temperature : 22.0

DASY5 Configuration:

- Probe: ER3DV6 - SN2358; ConvF(1, 1, 1); Calibrated: 2009/1/14

- Sensor-Surface: (Fix Surface)

- Electronics: DAE4 Sn778; Calibrated: 2008/9/22

- Phantom: HAC Test Arch with AMCC; Type: SD HAC P01 BA;

- Measurement SW: DASY5, V5.0 Build 125; SEMCAD X Version 13.4 Build 125

Ch189/Hearing Aid Compatibility Test (101x101x1): Measurement grid: dx=5mm, dy=5mm

Maximum value of peak Total field = 162.1 V/m

Probe Modulation Factor = 2.65

Device Reference Point: 0, 0, -6.3 mm

Reference Value = 86.2 V/m; Power Drift = 0.034 dB

Hearing Aid Near-Field Category: M3 (AWF -5 dB)

Peak E-field in V/m

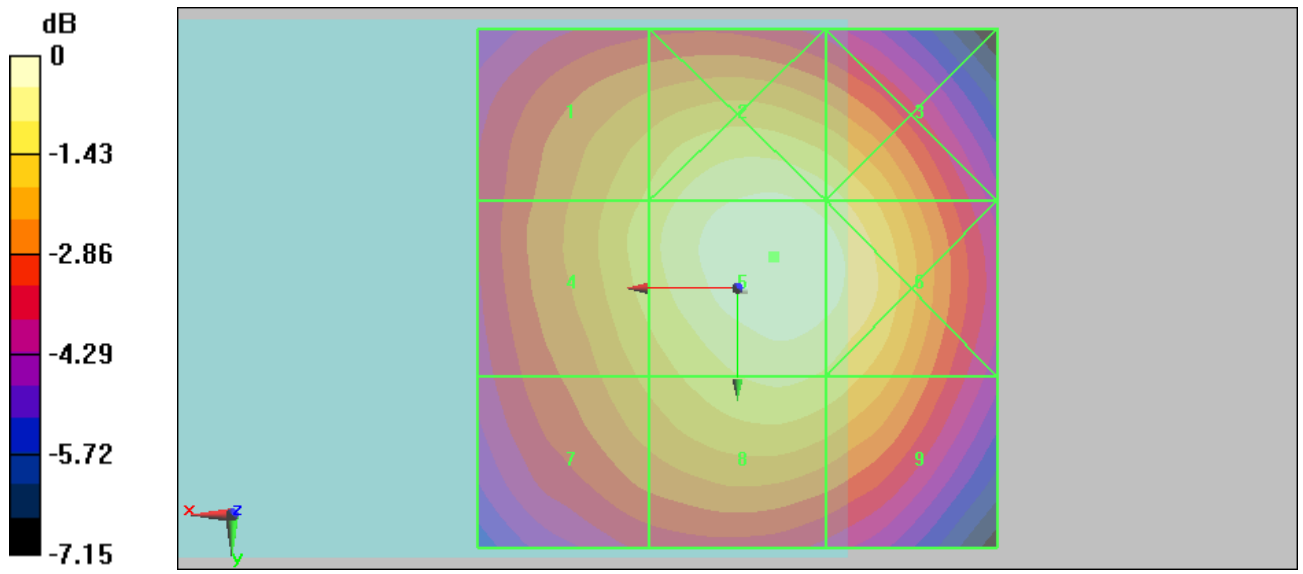
Grid 1 139.5 M4	Grid 2 155.1 M3	Grid 3 149.5 M4
Grid 4 142.7 M4	Grid 5 162.1 M3	Grid 6 157.5 M3
Grid 7 132.4 M4	Grid 8 147.2 M4	Grid 9 143.9 M4

Cursor:

Total = 162.1 V/m

E Category: M3

Location: -3.5, -3, 8.7 mm



0 dB = 162.1V/m

#05 HAC_E_GSM850_Ch128**DUT: 952506**

Communication System: GSM850; Frequency: 824.2 MHz; Duty Cycle: 1:8.3

Medium: Air Medium parameters used: $\sigma = 0$ mho/m, $\epsilon_r = 1$; $\rho = 1000$ kg/m³

Ambient Temperature : 22.1

DASY5 Configuration:

- Probe: ER3DV6 - SN2358; ConvF(1, 1, 1); Calibrated: 2009/1/14

- Sensor-Surface: (Fix Surface)

- Electronics: DAE4 Sn778; Calibrated: 2008/9/22

- Phantom: HAC Test Arch with AMCC; Type: SD HAC P01 BA;

- Measurement SW: DASY5, V5.0 Build 125; SEMCAD X Version 13.4 Build 125

Ch128/Hearing Aid Compatibility Test (101x101x1): Measurement grid: dx=5mm, dy=5mm

Maximum value of peak Total field = 174.2 V/m

Probe Modulation Factor = 2.65

Device Reference Point: 0, 0, -6.3 mm

Reference Value = 92.9 V/m; Power Drift = 0.027 dB

Hearing Aid Near-Field Category: M3 (AWF -5 dB)

Peak E-field in V/m

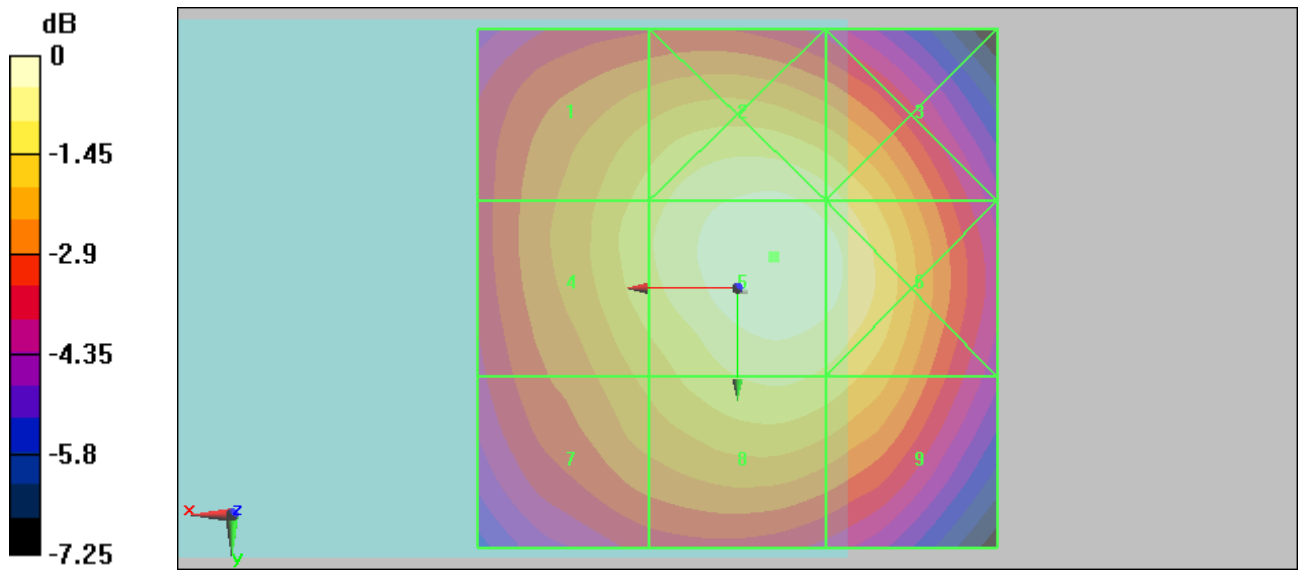
Grid 1 151.7 M3	Grid 2 166.9 M3	Grid 3 160.4 M3
Grid 4 155.1 M3	Grid 5 174.2 M3	Grid 6 168.8 M3
Grid 7 142.2 M4	Grid 8 157.9 M3	Grid 9 153.9 M3

Cursor:

Total = 174.2 V/m

E Category: M3

Location: -3.5, -3, 8.7 mm



0 dB = 174.2V/m

#06 HAC_E_GSM850_Ch251

DUT: 952506;

Communication System: GSM850; Frequency: 848.8 MHz; Duty Cycle: 1:8.3

Medium: Air Medium parameters used: $\sigma = 0$ mho/m, $\epsilon_r = 1$; $\rho = 1000$ kg/m³

Ambient Temperature : 22.1

DASY5 Configuration:

- Probe: ER3DV6 - SN2358; ConvF(1, 1, 1); Calibrated: 2009/1/14
- Sensor-Surface: (Fix Surface)
- Electronics: DAE4 Sn778; Calibrated: 2008/9/22
- Phantom: HAC Test Arch with AMCC; Type: SD HAC P01 BA;
- Measurement SW: DASY5, V5.0 Build 125; SEMCAD X Version 13.4 Build 125

Ch251/Hearing Aid Compatibility Test (101x101x1): Measurement grid: dx=5mm, dy=5mm

Maximum value of peak Total field = 161.4 V/m

Probe Modulation Factor = 2.65

Device Reference Point: 0, 0, -6.3 mm

Reference Value = 85.7 V/m; Power Drift = 0.000789 dB

Hearing Aid Near-Field Category: M3 (AWF -5 dB)

Peak E-field in V/m

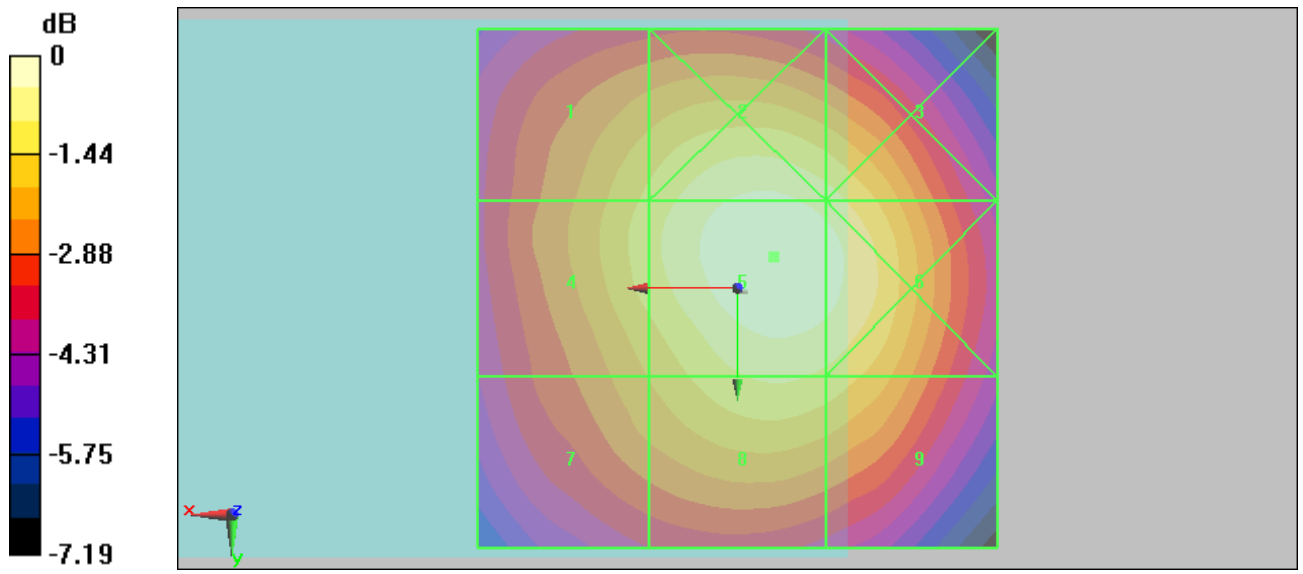
Grid 1 139.1 M4	Grid 2 154.8 M3	Grid 3 148.8 M4
Grid 4 141.9 M4	Grid 5 161.4 M3	Grid 6 156.6 M3
Grid 7 129.9 M4	Grid 8 145.9 M4	Grid 9 142.6 M4

Cursor:

Total = 161.4 V/m

E Category: M3

Location: -3.5, -3, 8.7 mm



0 dB = 161.4V/m

#10 HAC_H_GSM850_Ch189

DUT: 952506

Communication System: GSM850; Frequency: 836.4 MHz; Duty Cycle: 1:8.3

Medium: Air Medium parameters used: $\sigma = 0$ mho/m, $\epsilon_r = 1$; $\rho = 1$ kg/m³

Ambient Temperature : 22.0

DASY5 Configuration:

- Probe: H3DV6 - SN6184; ; Calibrated: 2009/1/19

- Sensor-Surface: (Fix Surface)

- Electronics: DAE4 Sn778; Calibrated: 2008/9/22

- Phantom: HAC Test Arch with AMCC; Type: SD HAC P01 BA;

- Measurement SW: DASY5, V5.0 Build 125; SEMCAD X Version 13.4 Build 125

Ch189/Hearing Aid Compatibility Test (101x101x1): Measurement grid: dx=5mm, dy=5mm

Maximum value of peak Total field = 0.165 A/m

Probe Modulation Factor = 1.46

Device Reference Point: 0, 0, -6.3 mm

Reference Value = 0.064 A/m; Power Drift = 0.011 dB

Hearing Aid Near-Field Category: M4 (AWF -5 dB)

Peak H-field in A/m

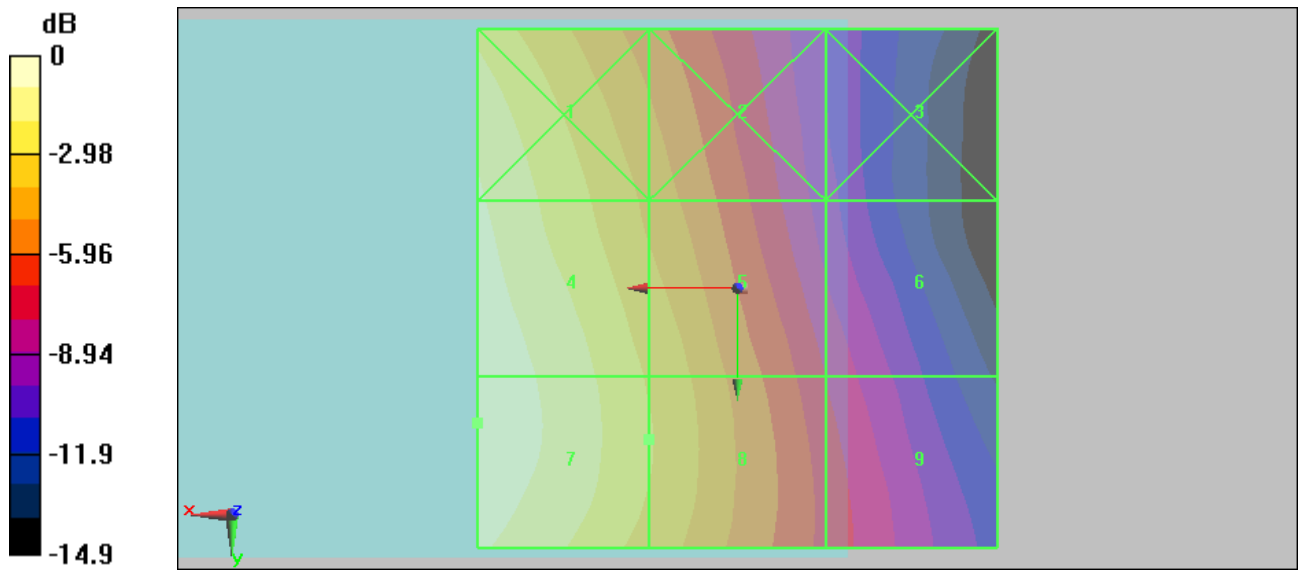
Grid 1 0.150 M4	Grid 2 0.102 M4	Grid 3 0.056 M4
Grid 4 0.163 M4	Grid 5 0.116 M4	Grid 6 0.066 M4
Grid 7 0.165 M4	Grid 8 0.118 M4	Grid 9 0.072 M4

Cursor:

Total = 0.165 A/m

H Category: M4

Location: 25, 13, 8.7 mm



0 dB = 0.165A/m

#11 HAC_H_GSM850_Ch128**DUT: 952506**

Communication System: GSM850; Frequency: 824.2 MHz; Duty Cycle: 1:8.3

Medium: Air Medium parameters used: $\sigma = 0$ mho/m, $\epsilon_r = 1$; $\rho = 1$ kg/m³

Ambient Temperature : 22.1

DASY5 Configuration:

- Probe: H3DV6 - SN6184; ; Calibrated: 2009/1/19

- Sensor-Surface: (Fix Surface)

- Electronics: DAE4 Sn778; Calibrated: 2008/9/22

- Phantom: HAC Test Arch with AMCC; Type: SD HAC P01 BA;

- Measurement SW: DASY5, V5.0 Build 125; SEMCAD X Version 13.4 Build 125

Ch128/Hearing Aid Compatibility Test (101x101x1): Measurement grid: dx=5mm, dy=5mm

Maximum value of peak Total field = 0.176 A/m

Probe Modulation Factor = 1.46

Device Reference Point: 0, 0, -6.3 mm

Reference Value = 0.069 A/m; Power Drift = -0.032 dB

Hearing Aid Near-Field Category: M4 (AWF -5 dB)

Peak H-field in A/m

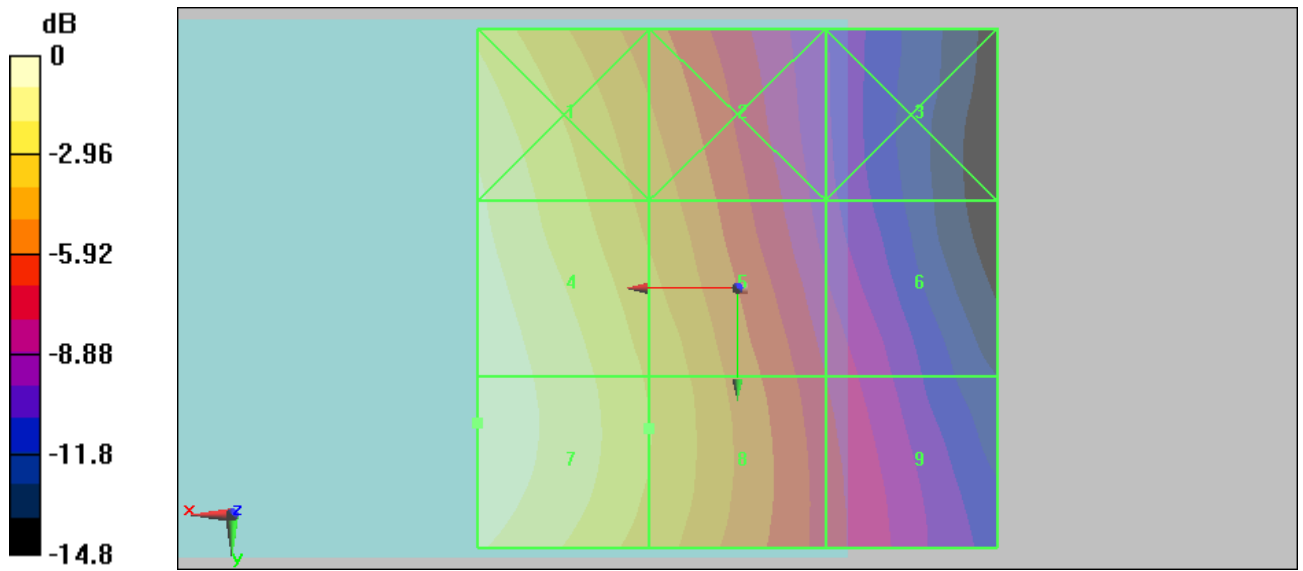
Grid 1 0.160 M4	Grid 2 0.108 M4	Grid 3 0.060 M4
Grid 4 0.174 M4	Grid 5 0.124 M4	Grid 6 0.071 M4
Grid 7 0.176 M4	Grid 8 0.126 M4	Grid 9 0.076 M4

Cursor:

Total = 0.176 A/m

H Category: M4

Location: 25, 13, 8.7 mm



0 dB = 0.176A/m

#12 HAC_H_GSM850_Ch251**DUT: 952506**

Communication System: GSM850; Frequency: 848.8 MHz; Duty Cycle: 1:8.3

Medium: Air Medium parameters used: $\sigma = 0$ mho/m, $\epsilon_r = 1$; $\rho = 1$ kg/m³

Ambient Temperature : 22.0

DASY5 Configuration:

- Probe: H3DV6 - SN6184; ; Calibrated: 2009/1/19

- Sensor-Surface: (Fix Surface)

- Electronics: DAE4 Sn778; Calibrated: 2008/9/22

- Phantom: HAC Test Arch with AMCC; Type: SD HAC P01 BA;

- Measurement SW: DASY5, V5.0 Build 125; SEMCAD X Version 13.4 Build 125

Ch251/Hearing Aid Compatibility Test (101x101x1): Measurement grid: dx=5mm, dy=5mm

Maximum value of peak Total field = 0.164 A/m

Probe Modulation Factor = 1.46

Device Reference Point: 0, 0, -6.3 mm

Reference Value = 0.065 A/m; Power Drift = 0.105 dB

Hearing Aid Near-Field Category: M4 (AWF -5 dB)

Peak H-field in A/m

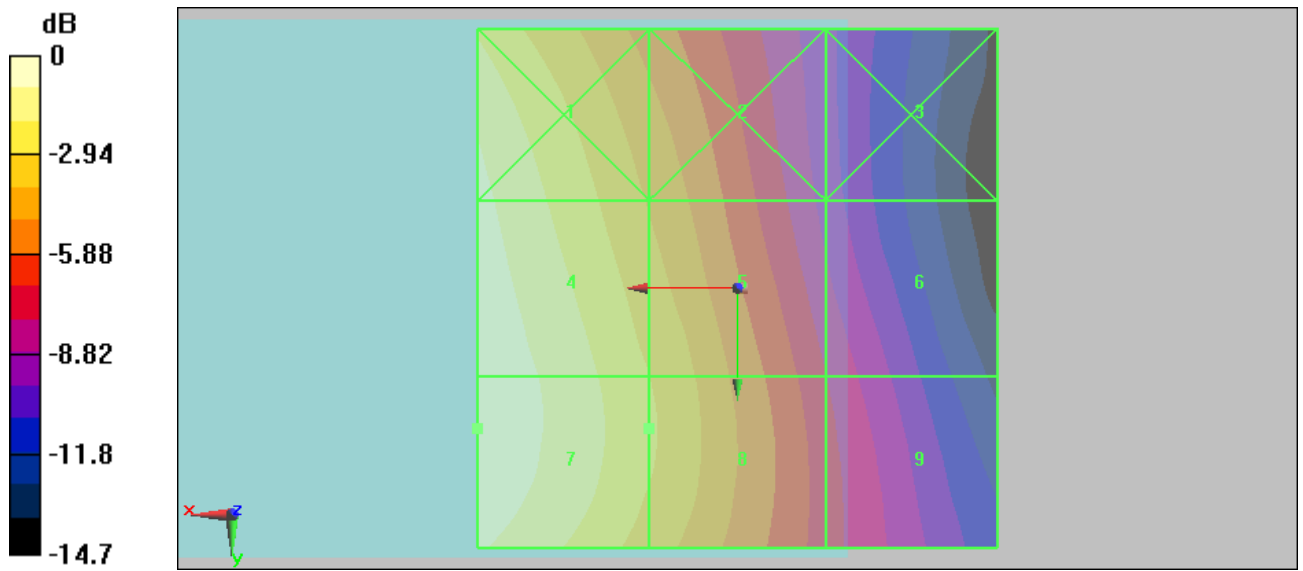
Grid 1 0.152 M4	Grid 2 0.104 M4	Grid 3 0.057 M4
Grid 4 0.163 M4	Grid 5 0.117 M4	Grid 6 0.067 M4
Grid 7 0.164 M4	Grid 8 0.119 M4	Grid 9 0.071 M4

Cursor:

Total = 0.164 A/m

H Category: M4

Location: 25, 13.5, 8.7 mm



0 dB = 0.164A/m

#01 HAC_E_GSM1900_Ch661**DUT: 952506**

Communication System: PCS; Frequency: 1880 MHz; Duty Cycle: 1:8.3

Medium: Air Medium parameters used: $\sigma = 0$ mho/m, $\epsilon_r = 1$; $\rho = 1000$ kg/m³

Ambient Temperature : 22.0

DASY5 Configuration:

- Probe: ER3DV6 - SN2358; ConvF(1, 1, 1); Calibrated: 2009/1/14

- Sensor-Surface: (Fix Surface)

- Electronics: DAE4 Sn778; Calibrated: 2008/9/22

- Phantom: HAC Test Arch with AMCC; Type: SD HAC P01 BA;

- Measurement SW: DASY5, V5.0 Build 125; SEMCAD X Version 13.4 Build 125

Ch661/Hearing Aid Compatibility Test (101x101x1): Measurement grid: dx=5mm, dy=5mm

Maximum value of peak Total field = 64.1 V/m

Probe Modulation Factor = 2.67

Device Reference Point: 0, 0, -6.3 mm

Reference Value = 27.7 V/m; Power Drift = -0.282 dB

Hearing Aid Near-Field Category: M3 (AWF -5 dB)

Peak E-field in V/m

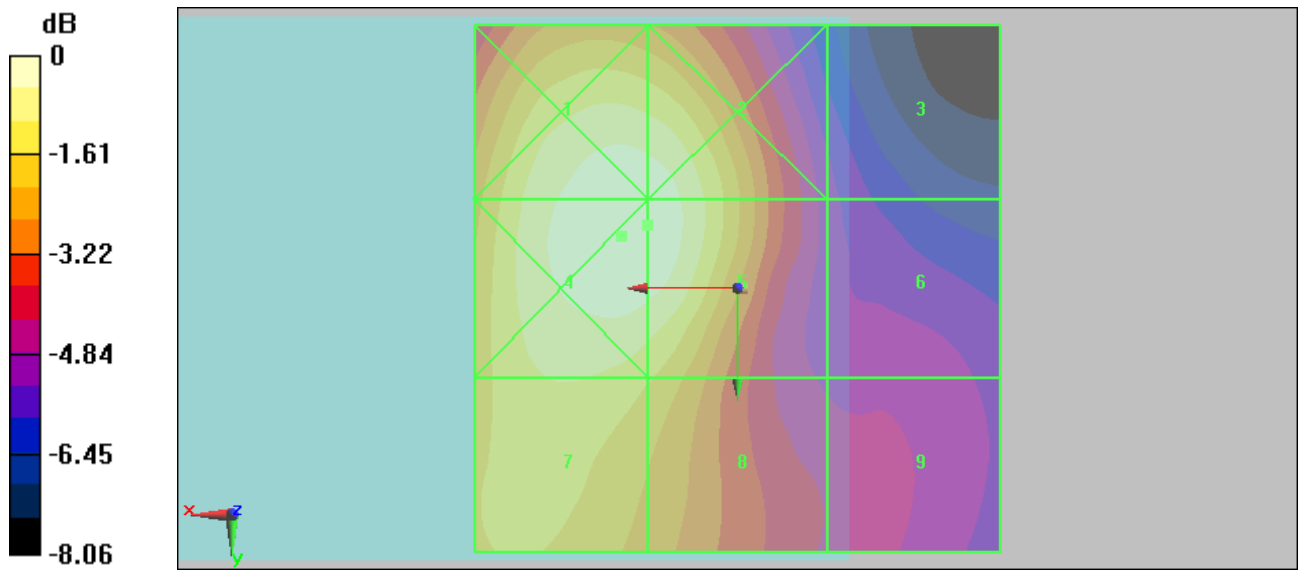
Grid 1 64.2 M3	Grid 2 63.6 M3	Grid 3 36.2 M4
Grid 4 64.9 M3	Grid 5 64.1 M3	Grid 6 37 M4
Grid 7 57.5 M3	Grid 8 54.3 M3	Grid 9 39.5 M4

Cursor:

Total = 64.9 V/m

E Category: M3

Location: 11, -5, 8.7 mm



0 dB = 64.9V/m

#02 HAC_E_GSM1900_Ch512**DUT: 952506**

Communication System: PCS; Frequency: 1850.2 MHz; Duty Cycle: 1:8.3

Medium: Air Medium parameters used: $\sigma = 0$ mho/m, $\epsilon_r = 1$; $\rho = 1000$ kg/m³

Ambient Temperature : 22.0

DASY5 Configuration:

- Probe: ER3DV6 - SN2358; ConvF(1, 1, 1); Calibrated: 2009/1/14

- Sensor-Surface: (Fix Surface)

- Electronics: DAE4 Sn778; Calibrated: 2008/9/22

- Phantom: HAC Test Arch with AMCC; Type: SD HAC P01 BA;

- Measurement SW: DASY5, V5.0 Build 125; SEMCAD X Version 13.4 Build 125

Ch512/Hearing Aid Compatibility Test (101x101x1): Measurement grid: dx=5mm, dy=5mm

Maximum value of peak Total field = 70.6 V/m

Probe Modulation Factor = 2.67

Device Reference Point: 0, 0, -6.3 mm

Reference Value = 29.6 V/m; Power Drift = 0.033 dB

Hearing Aid Near-Field Category: M3 (AWF -5 dB)

Peak E-field in V/m

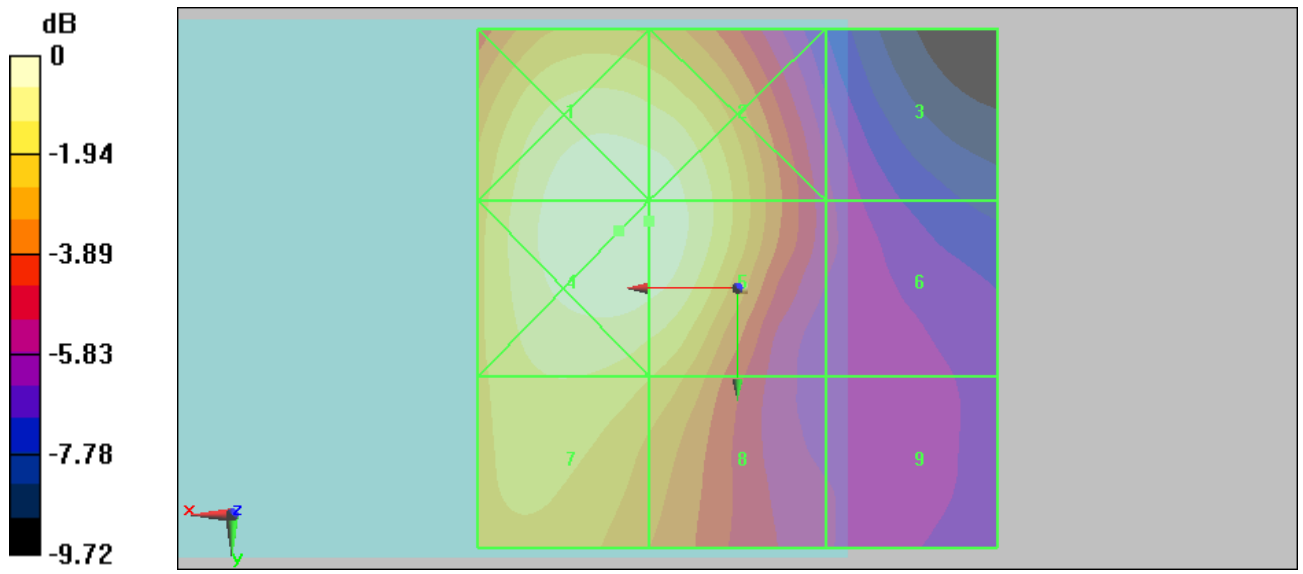
Grid 1 71 M3	Grid 2 70 M3	Grid 3 37.8 M4
Grid 4 71.6 M3	Grid 5 70.6 M3	Grid 6 38 M4
Grid 7 61.8 M3	Grid 8 57.5 M3	Grid 9 37.1 M4

Cursor:

Total = 71.6 V/m

E Category: M3

Location: 11.5, -5.5, 8.7 mm



0 dB = 71.6V/m

#03 HAC_E_GSM1900_Ch810**DUT: 952506**

Communication System: PCS; Frequency: 1909.8 MHz; Duty Cycle: 1:8.3

Medium: Air Medium parameters used: $\sigma = 0$ mho/m, $\epsilon_r = 1$; $\rho = 1000$ kg/m³

Ambient Temperature : 22.0

DASY5 Configuration:

- Probe: ER3DV6 - SN2358; ConvF(1, 1, 1); Calibrated: 2009/1/14

- Sensor-Surface: (Fix Surface)

- Electronics: DAE4 Sn778; Calibrated: 2008/9/22

- Phantom: HAC Test Arch with AMCC; Type: SD HAC P01 BA;

- Measurement SW: DASY5, V5.0 Build 125; SEMCAD X Version 13.4 Build 125

Ch810/Hearing Aid Compatibility Test (101x101x1): Measurement grid: dx=5mm, dy=5mm

Maximum value of peak Total field = 67.9 V/m

Probe Modulation Factor = 2.67

Device Reference Point: 0, 0, -6.3 mm

Reference Value = 27 V/m; Power Drift = -0.026 dB

Hearing Aid Near-Field Category: M3 (AWF -5 dB)

Peak E-field in V/m

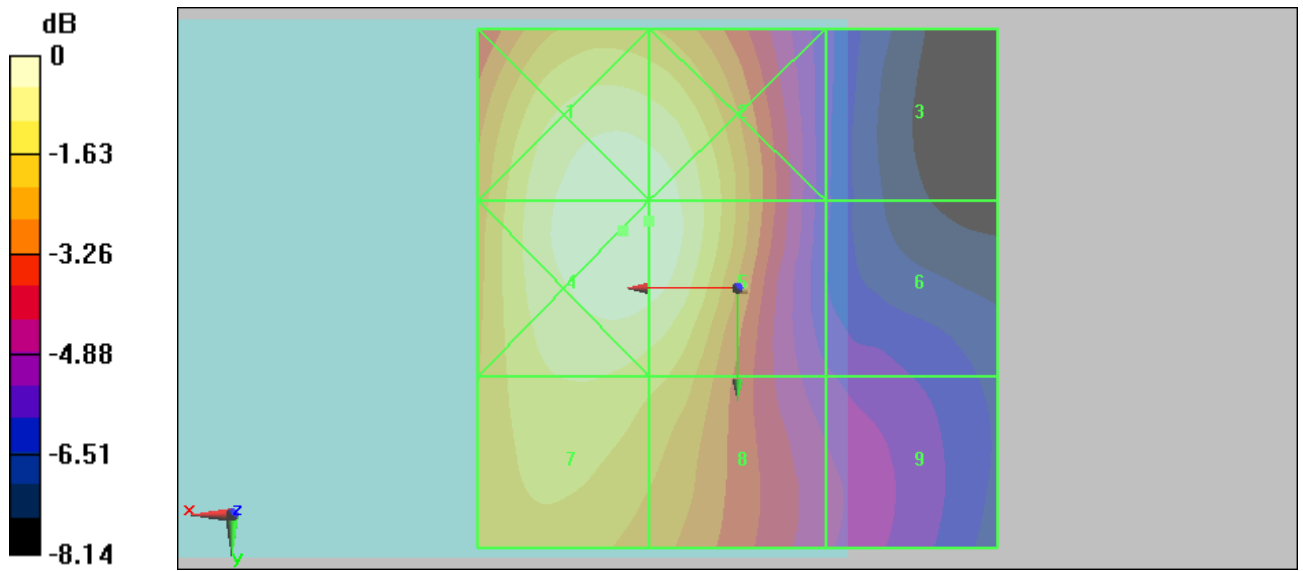
Grid 1 68.3 M3	Grid 2 67.5 M3	Grid 3 35.6 M4
Grid 4 68.8 M3	Grid 5 67.9 M3	Grid 6 37.5 M4
Grid 7 61 M3	Grid 8 58.4 M3	Grid 9 40.2 M4

Cursor:

Total = 68.8 V/m

E Category: M3

Location: 11, -5.5, 8.7 mm



0 dB = 68.8V/m

#07 HAC_H_GSM1900_Ch661**DUT: 952506**

Communication System: PCS; Frequency: 1880 MHz; Duty Cycle: 1:8.3

Medium: Air Medium parameters used: $\sigma = 0$ mho/m, $\epsilon_r = 1$; $\rho = 1$ kg/m³

Ambient Temperature : 22.1

DASY5 Configuration:

- Probe: H3DV6 - SN6184; ; Calibrated: 2009/1/19

- Sensor-Surface: (Fix Surface)

- Electronics: DAE4 Sn778; Calibrated: 2008/9/22

- Phantom: HAC Test Arch with AMCC; Type: SD HAC P01 BA;

- Measurement SW: DASY5, V5.0 Build 125; SEMCAD X Version 13.4 Build 125

Ch661/Hearing Aid Compatibility Test (101x101x1): Measurement grid: dx=5mm, dy=5mm

Maximum value of peak Total field = 0.055 A/m

Probe Modulation Factor = 1.19

Device Reference Point: 0, 0, -6.3 mm

Reference Value = 0.054 A/m; Power Drift = -0.156 dB

Hearing Aid Near-Field Category: M4 (AWF -5 dB)

Peak H-field in A/m

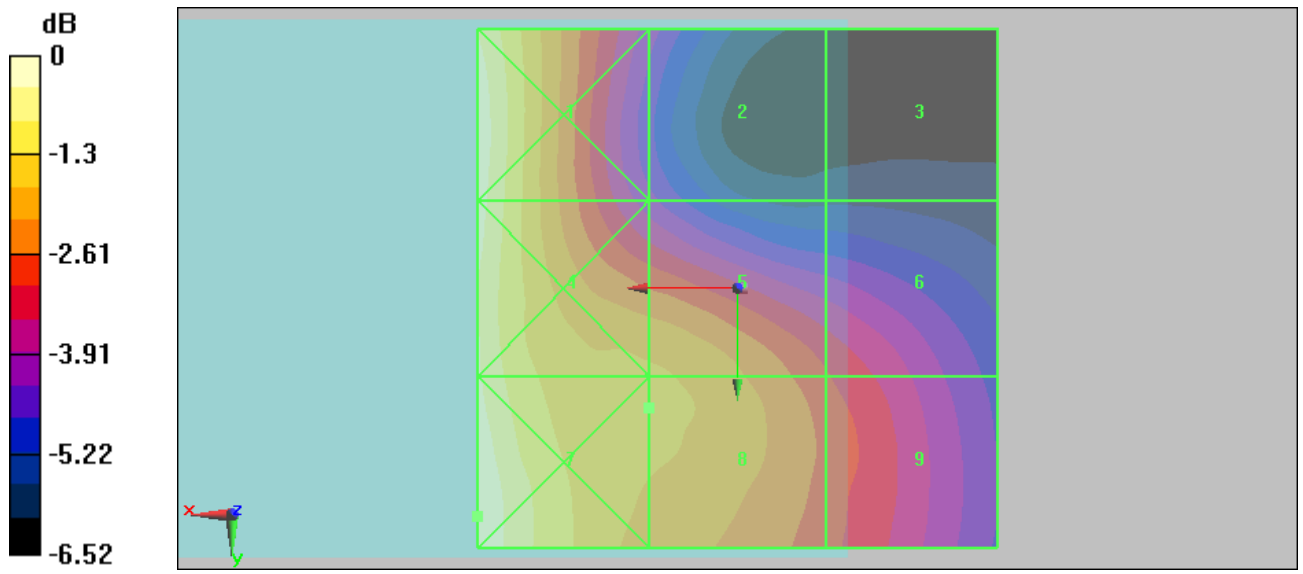
Grid 1 0.065 M4	Grid 2 0.041 M4	Grid 3 0.034 M4
Grid 4 0.064 M4	Grid 5 0.054 M4	Grid 6 0.047 M4
Grid 7 0.066 M4	Grid 8 0.055 M4	Grid 9 0.048 M4

Cursor:

Total = 0.066 A/m

H Category: M4

Location: 25, 22, 8.7 mm



0 dB = 0.066A/m

#08 HAC_H_GSM1900_Ch512**DUT: 952506**

Communication System: PCS; Frequency: 1850.2 MHz; Duty Cycle: 1:8.3

Medium: Air Medium parameters used: $\sigma = 0$ mho/m, $\epsilon_r = 1$; $\rho = 1$ kg/m³

Ambient Temperature : 22.1

DASY5 Configuration:

- Probe: H3DV6 - SN6184; ; Calibrated: 2009/1/19

- Sensor-Surface: (Fix Surface)

- Electronics: DAE4 Sn778; Calibrated: 2008/9/22

- Phantom: HAC Test Arch with AMCC; Type: SD HAC P01 BA;

- Measurement SW: DASY5, V5.0 Build 125; SEMCAD X Version 13.4 Build 125

Ch512/Hearing Aid Compatibility Test (101x101x1): Measurement grid: dx=5mm, dy=5mm

Maximum value of peak Total field = 0.060 A/m

Probe Modulation Factor = 1.19

Device Reference Point: 0, 0, -6.3 mm

Reference Value = 0.057 A/m; Power Drift = -0.054 dB

Hearing Aid Near-Field Category: M4 (AWF -5 dB)

Peak H-field in A/m

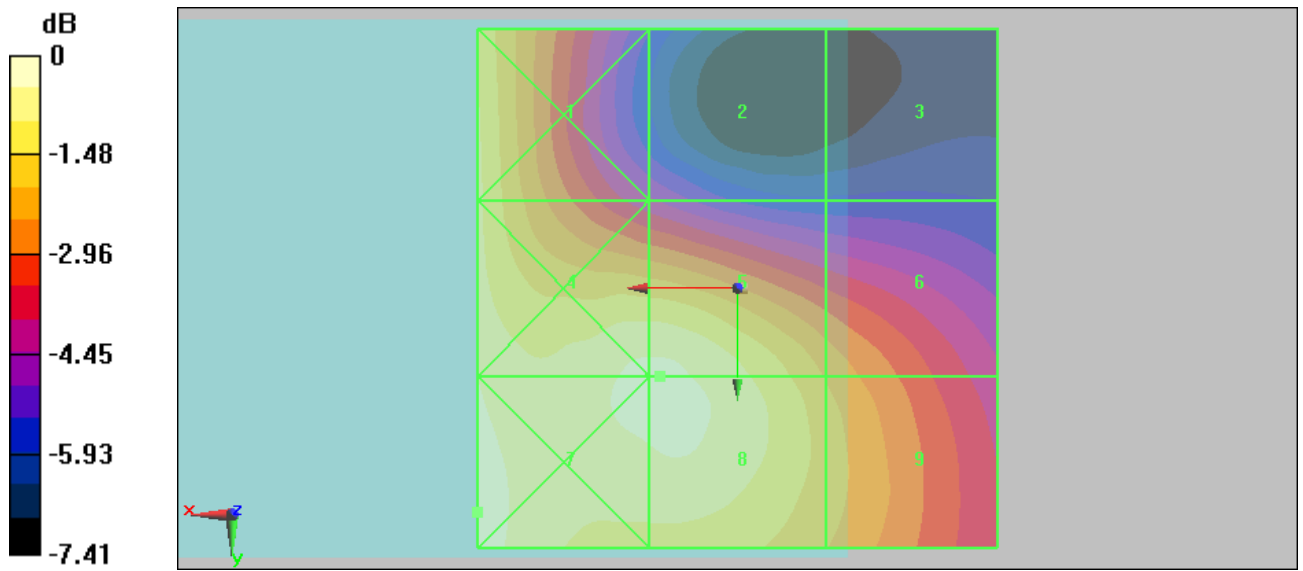
Grid 1 0.056 M4	Grid 2 0.038 M4	Grid 3 0.032 M4
Grid 4 0.059 M4	Grid 5 0.059 M4	Grid 6 0.049 M4
Grid 7 0.062 M4	Grid 8 0.060 M4	Grid 9 0.051 M4

Cursor:

Total = 0.062 A/m

H Category: M4

Location: 25, 21.5, 8.7 mm



0 dB = 0.062A/m

#09 HAC_H_GSM1900_Ch810**DUT: 952506**

Communication System: PCS; Frequency: 1909.8 MHz; Duty Cycle: 1:8.3

Medium: Air Medium parameters used: $\sigma = 0$ mho/m, $\epsilon_r = 1$; $\rho = 1$ kg/m³

Ambient Temperature : 22.0

DASY5 Configuration:

- Probe: H3DV6 - SN6184; ; Calibrated: 2009/1/19

- Sensor-Surface: (Fix Surface)

- Electronics: DAE4 Sn778; Calibrated: 2008/9/22

- Phantom: HAC Test Arch with AMCC; Type: SD HAC P01 BA;

- Measurement SW: DASY5, V5.0 Build 125; SEMCAD X Version 13.4 Build 125

Ch810/Hearing Aid Compatibility Test (101x101x1): Measurement grid: dx=5mm, dy=5mm

Maximum value of peak Total field = 0.053 A/m

Probe Modulation Factor = 1.19

Device Reference Point: 0, 0, -6.3 mm

Reference Value = 0.053 A/m; Power Drift = 0.043 dB

Hearing Aid Near-Field Category: M4 (AWF -5 dB)

Peak H-field in A/m

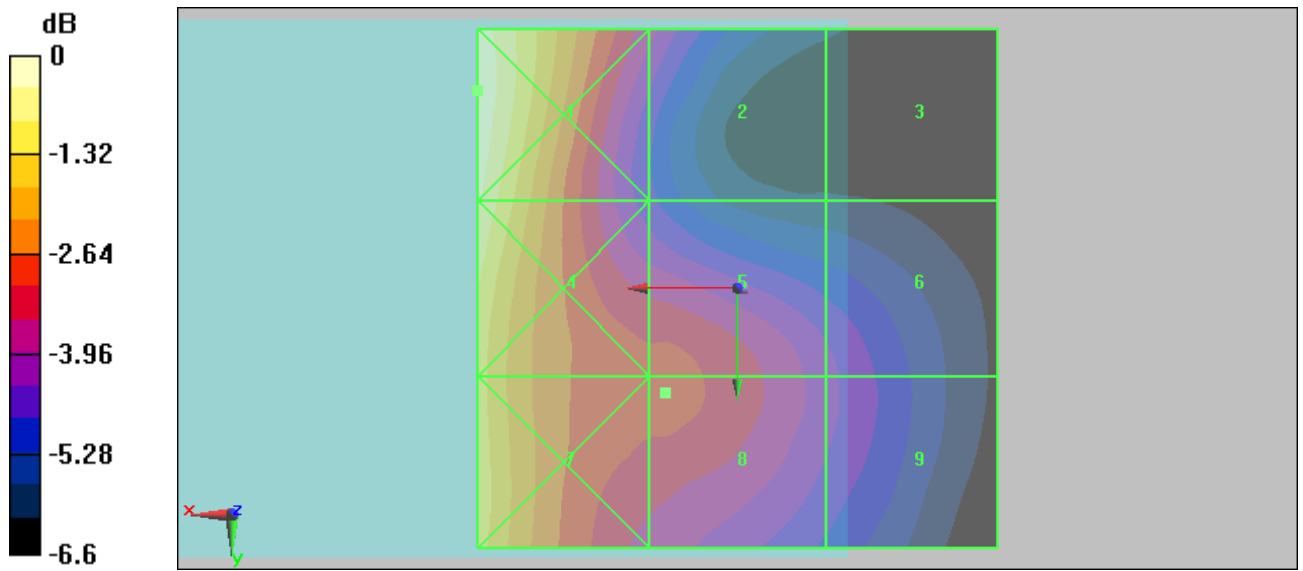
Grid 1 0.074 M4	Grid 2 0.048 M4	Grid 3 0.037 M4
Grid 4 0.071 M4	Grid 5 0.053 M4	Grid 6 0.046 M4
Grid 7 0.066 M4	Grid 8 0.053 M4	Grid 9 0.046 M4

Cursor:

Total = 0.074 A/m

H Category: M4

Location: 25, -19, 8.7 mm



0 dB = 0.074A/m