

#02 T-Coil_GSM850_Ch128_Axial (Z)

DUT: 952506

Communication System: GSM850; Frequency: 824.2 MHz; Duty Cycle: 1:8.3

Medium: Air Medium parameters used: $\sigma = 0$ mho/m, $\epsilon_r = 1$; $\rho = 1$ kg/m³

Ambient Temperature : 22.6

DASY4 Configuration:


- Probe: AM1DV2 - 1038; ; Calibrated: 2009/1/12
- Sensor-Surface: 0mm (Fix Surface)
- Electronics: DAE4 Sn778; Calibrated: 2008/9/22
- Phantom: HAC Test Arch with AMCC; Type: SD HAC P01 BA;
- Measurement SW: DASY4, V4.7 Build 80; Postprocessing SW: SEMCAD, V1.8 Build 186

Scans/z (axial) fine 2mm 8 x 8/ABM Signal(x,y,z) (5x5x1):

ABM1/ABM2 = 48.3 dB

ABM1 comp = 6.31 dB A/m

Location: -2, 4, 3.7 mm



0 dB = 1.00A/m

Scans/z (axial) wideband at best S/N/ABM Freq Resp(x,y,z,f)

Loc: -2, 4, 3.7 mm Diff: 1.57dB



#02 T-Coil_GSM850_Ch128_Radial 1 (X)

DUT: 952506

Communication System: GSM850; Frequency: 824.2 MHz; Duty Cycle: 1:8.3

Medium: Air Medium parameters used: $\sigma = 0$ mho/m, $\epsilon_r = 1$; $\rho = 1$ kg/m³

Ambient Temperature : 22.8

DASY4 Configuration:

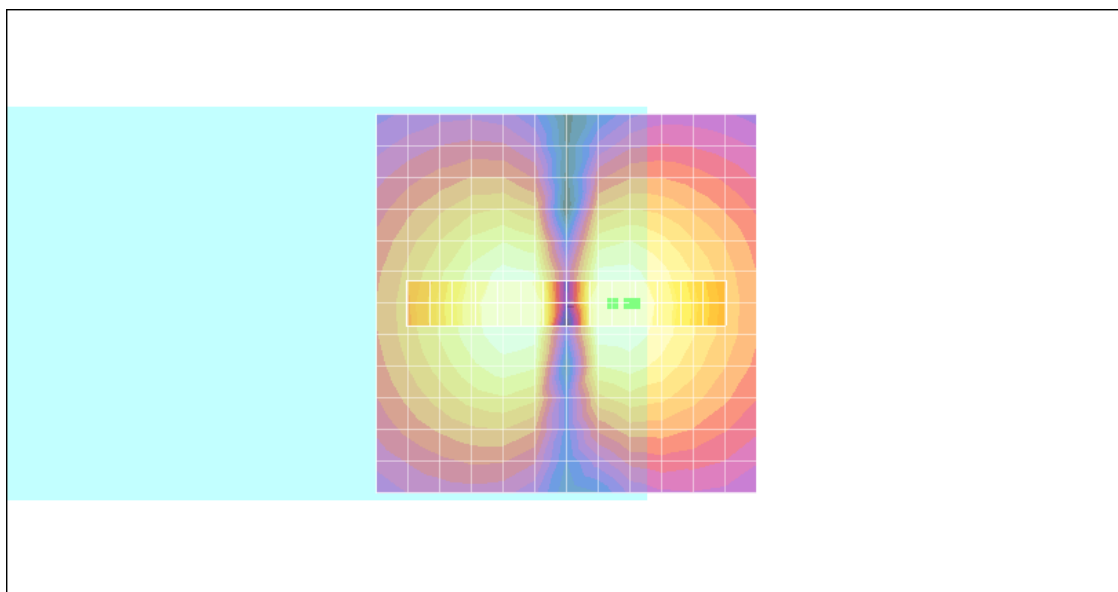
- Probe: AM1DV2 - 1038; ; Calibrated: 2009/1/12
- Sensor-Surface: 0mm (Fix Surface)
- Electronics: DAE4 Sn778; Calibrated: 2008/9/22
- Phantom: HAC Test Arch with AMCC; Type: SD HAC P01 BA;
- Measurement SW: DASY4, V4.7 Build 80; Postprocessing SW: SEMCAD, V1.8 Build 186

Scans/x (longitudinal) fine 3mm 42 x 6/ABM Signal(x,y,z) (15x3x1):

ABM1/ABM2 = 38.3 dB

ABM1 comp = -0.557 dB A/m

Location: -9, 0, 3.7 mm



0 dB = 1.00A/m

#02 T-Coil_GSM850_Ch128_Radial 2 (Y)

DUT: 952506

Communication System: GSM850; Frequency: 824.2 MHz; Duty Cycle: 1:8.3

Medium: Air Medium parameters used: $\sigma = 0$ mho/m, $\epsilon_r = 1$; $\rho = 1$ kg/m³

Ambient Temperature : 22.8

DASY4 Configuration:

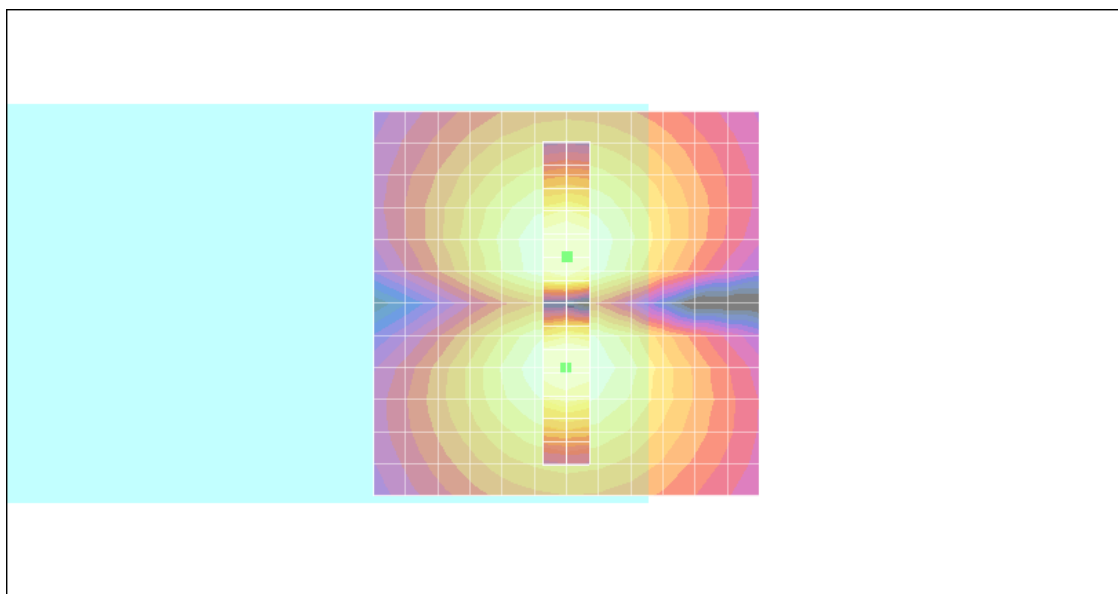
- Probe: AM1DV2 - 1038; ; Calibrated: 2009/1/12
- Sensor-Surface: 0mm (Fix Surface)
- Electronics: DAE4 Sn778; Calibrated: 2008/9/22
- Phantom: HAC Test Arch with AMCC; Type: SD HAC P01 BA;
- Measurement SW: DASY4, V4.7 Build 80; Postprocessing SW: SEMCAD, V1.8 Build 186

Scans/y (transversal) fine 3mm 6 x 42/ABM Signal(x,y,z) (3x15x1):

ABM1/ABM2 = 40.2 dB

ABM1 comp = 1.02 dB A/m

Location: 0, -6, 3.7 mm



0 dB = 1.00A/m

#01 T-Coil_GSM850_Ch189_Axial (Z)

DUT: 952506

Communication System: GSM850; Frequency: 836.4 MHz; Duty Cycle: 1:8.3

Medium: Air Medium parameters used: $\sigma = 0$ mho/m, $\epsilon_r = 1$; $\rho = 1$ kg/m³

Ambient Temperature : 22.7

DASY4 Configuration:


- Probe: AM1DV2 - 1038; ; Calibrated: 2009/1/12
- Sensor-Surface: 0mm (Fix Surface)
- Electronics: DAE4 Sn778; Calibrated: 2008/9/22
- Phantom: HAC Test Arch with AMCC; Type: SD HAC P01 BA;
- Measurement SW: DASY4, V4.7 Build 80; Postprocessing SW: SEMCAD, V1.8 Build 186

Scans/z (axial) fine 2mm 8 x 8/ABM Signal(x,y,z) (5x5x1):

ABM1/ABM2 = 48.3 dB

ABM1 comp = 6.59 dB A/m

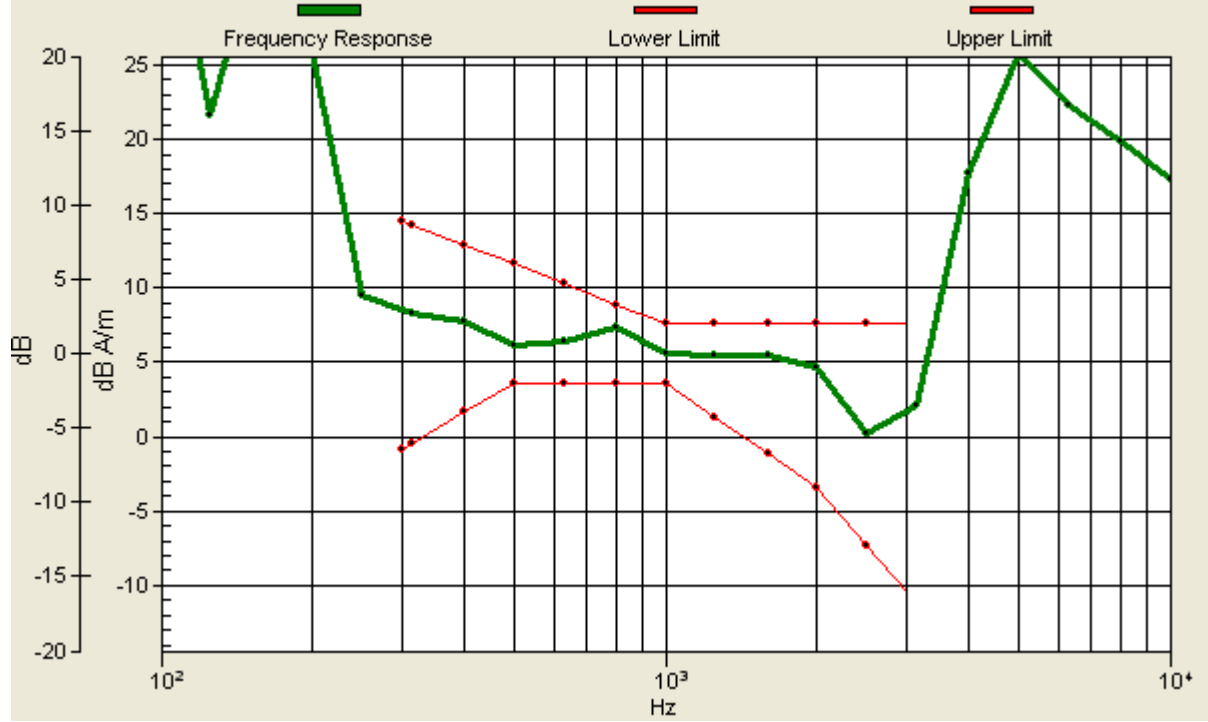
Location: -2, 2, 3.7 mm



0 dB = 1.00A/m

Scans/z (axial) wideband at best S/N/ABM Freq Resp(x,y,z,f)

Loc: -2, 2, 3.7 mm Diff: 1.48dB



#01 T-Coil_GSM850_Ch189_Radial 1 (X)

DUT: 952506

Communication System: GSM850; Frequency: 836.4 MHz; Duty Cycle: 1:8.3

Medium: Air Medium parameters used: $\sigma = 0$ mho/m, $\epsilon_r = 1$; $\rho = 1$ kg/m³

Ambient Temperature : 22.8

DASY4 Configuration:

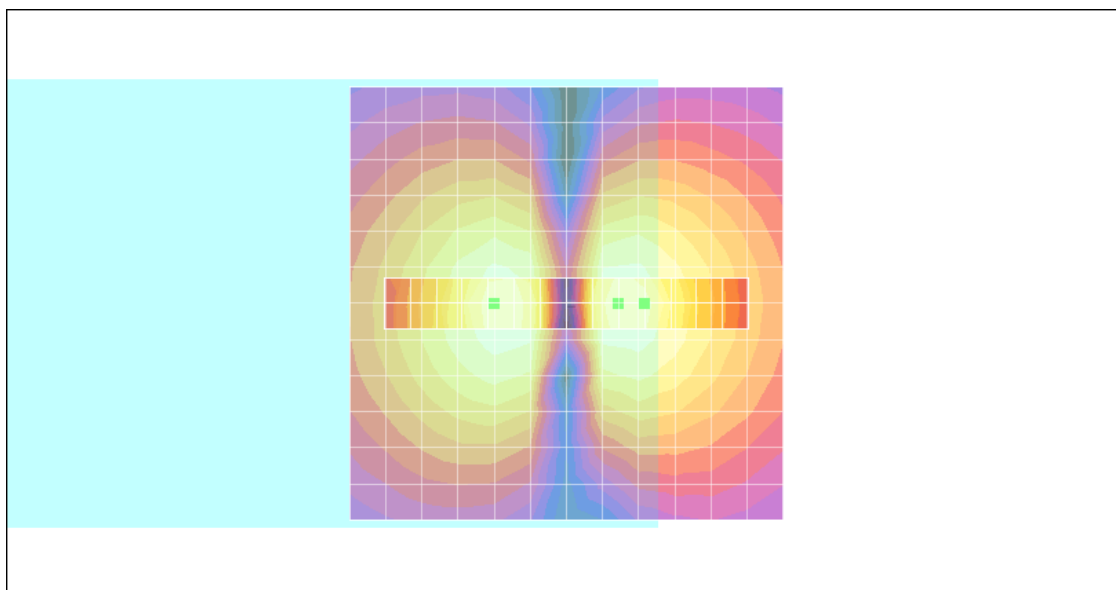
- Probe: AM1DV2 - 1038; ; Calibrated: 2009/1/12
- Sensor-Surface: 0mm (Fix Surface)
- Electronics: DAE4 Sn778; Calibrated: 2008/9/22
- Phantom: HAC Test Arch with AMCC; Type: SD HAC P01 BA;
- Measurement SW: DASY4, V4.7 Build 80; Postprocessing SW: SEMCAD, V1.8 Build 186

Scans/x (longitudinal) fine 3mm 42 x 6/ABM Signal(x,y,z) (15x3x1):

ABM1/ABM2 = 37.7 dB

ABM1 comp = -1.12 dB A/m

Location: -9, 0, 3.7 mm



0 dB = 1.00A/m

#01 T-Coil_GSM850_Ch189_Radial 2 (Y)

DUT: 952506

Communication System: GSM850; Frequency: 836.4 MHz; Duty Cycle: 1:8.3

Medium: Air Medium parameters used: $\sigma = 0$ mho/m, $\epsilon_r = 1$; $\rho = 1$ kg/m³

Ambient Temperature : 22.9

DASY4 Configuration:

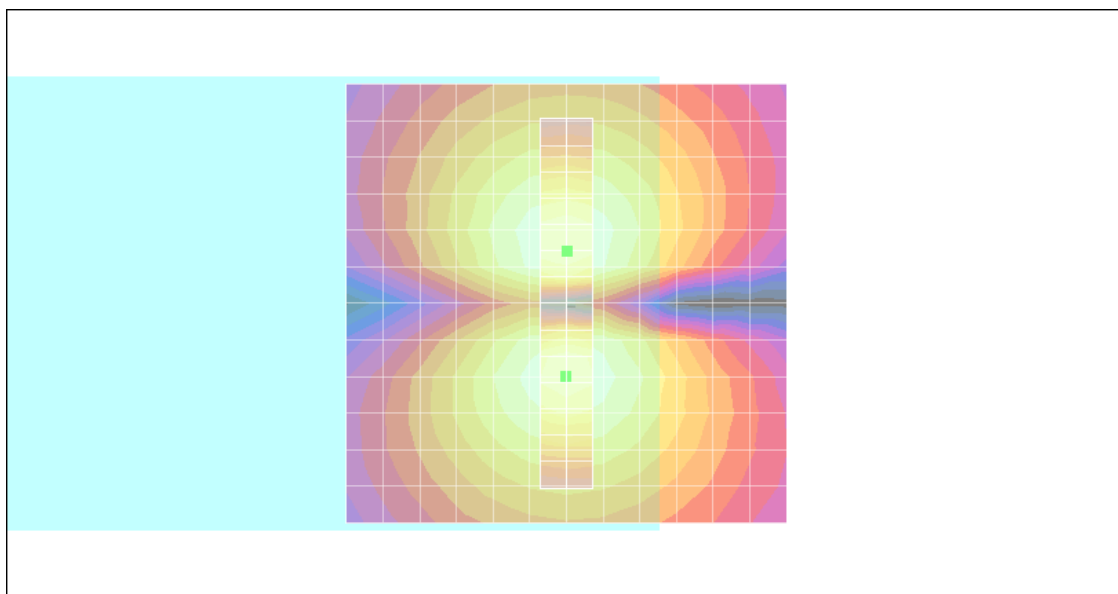
- Probe: AM1DV2 - 1038; ; Calibrated: 2009/1/12
- Sensor-Surface: 0mm (Fix Surface)
- Electronics: DAE4 Sn778; Calibrated: 2008/9/22
- Phantom: HAC Test Arch with AMCC; Type: SD HAC P01 BA;
- Measurement SW: DASY4, V4.7 Build 80; Postprocessing SW: SEMCAD, V1.8 Build 186

Scans/y (transversal) fine 3mm 6 x 42/ABM Signal(x,y,z) (3x15x1):

ABM1/ABM2 = 39.6 dB

ABM1 comp = 0.232 dB A/m

Location: 0, -6, 3.7 mm



0 dB = 1.00A/m

#03 T-Coil_GSM850_Ch251_Axial (Z)

DUT: 952506

Communication System: GSM850; Frequency: 848.8 MHz; Duty Cycle: 1:8.3

Medium: Air Medium parameters used: $\sigma = 0$ mho/m, $\epsilon_r = 1$; $\rho = 1$ kg/m³

Ambient Temperature : 22.8

DASY4 Configuration:


- Probe: AM1DV2 - 1038; ; Calibrated: 2009/1/12
- Sensor-Surface: 0mm (Fix Surface)
- Electronics: DAE4 Sn778; Calibrated: 2008/9/22
- Phantom: HAC Test Arch with AMCC; Type: SD HAC P01 BA;
- Measurement SW: DASY4, V4.7 Build 80; Postprocessing SW: SEMCAD, V1.8 Build 186

Scans/z (axial) fine 2mm 8 x 8/ABM Signal(x,y,z) (5x5x1):

ABM1/ABM2 = 47.9 dB

ABM1 comp = 6.25 dB A/m

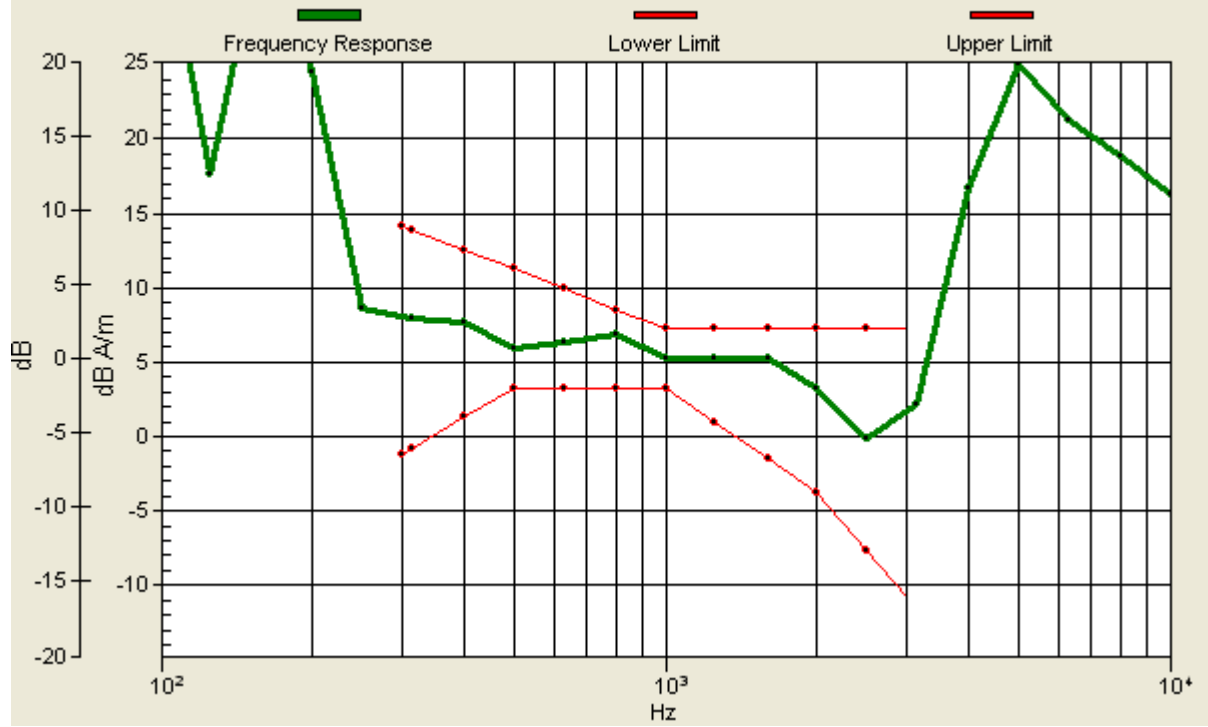
Location: -2, 4, 3.7 mm



0 dB = 1.00A/m

Scans/z (axial) wideband at best S/N/ABM Freq Resp(x,y,z,f)

Loc: -2, 4, 3.7 mm Diff: 1.62dB



#03 T-Coil_GSM850_Ch251_Radial 1 (X)

DUT: 952506

Communication System: GSM850; Frequency: 848.8 MHz; Duty Cycle: 1:8.3

Medium: Air Medium parameters used: $\sigma = 0$ mho/m, $\epsilon_r = 1$; $\rho = 1$ kg/m³

Ambient Temperature : 22.6

DASY4 Configuration:

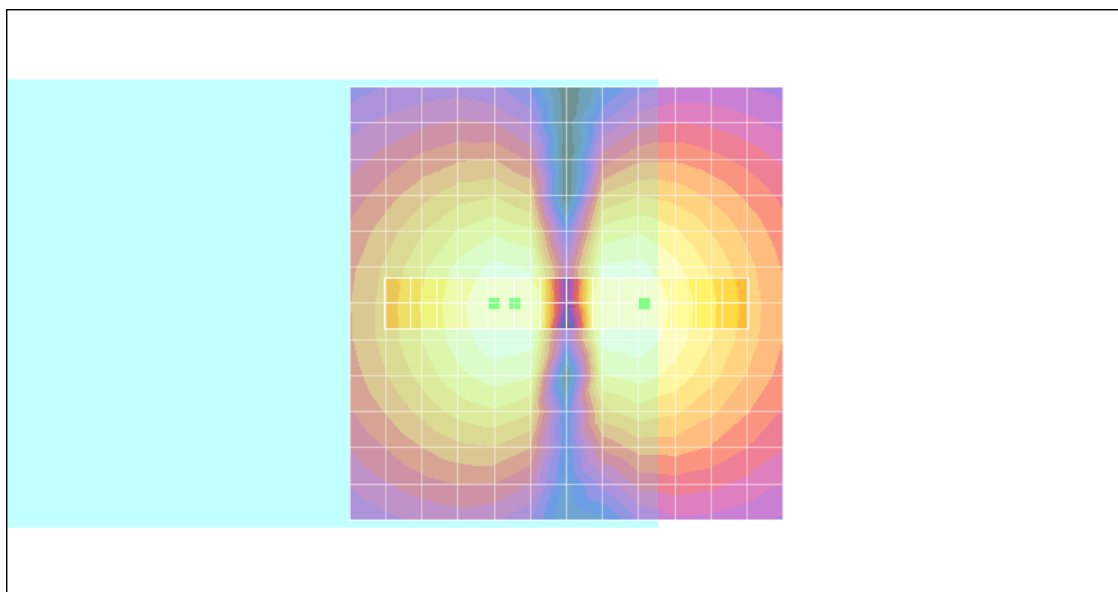
- Probe: AM1DV2 - 1038; ; Calibrated: 2009/1/12
- Sensor-Surface: 0mm (Fix Surface)
- Electronics: DAE4 Sn778; Calibrated: 2008/9/22
- Phantom: HAC Test Arch with AMCC; Type: SD HAC P01 BA;
- Measurement SW: DASY4, V4.7 Build 80; Postprocessing SW: SEMCAD, V1.8 Build 186

Scans/x (longitudinal) fine 3mm 42 x 6/ABM Signal(x,y,z) (15x3x1):

ABM1/ABM2 = 39.1 dB

ABM1 comp = -0.431 dB A/m

Location: -9, 0, 3.7 mm



0 dB = 1.00A/m

#03 T-Coil_GSM850_Ch251_Radial 2 (Y)

DUT: 952506

Communication System: GSM850; Frequency: 848.8 MHz; Duty Cycle: 1:8.3

Medium: Air Medium parameters used: $\sigma = 0$ mho/m, $\epsilon_r = 1$; $\rho = 1$ kg/m³

Ambient Temperature : 22.8

DASY4 Configuration:

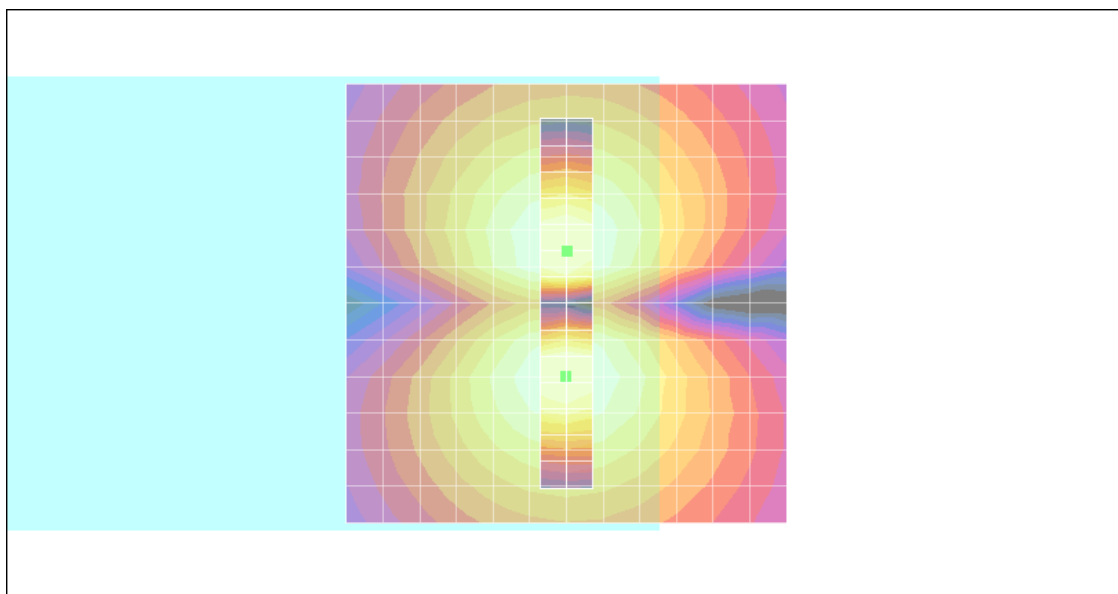
- Probe: AM1DV2 - 1038; ; Calibrated: 2009/1/12
- Sensor-Surface: 0mm (Fix Surface)
- Electronics: DAE4 Sn778; Calibrated: 2008/9/22
- Phantom: HAC Test Arch with AMCC; Type: SD HAC P01 BA;
- Measurement SW: DASY4, V4.7 Build 80; Postprocessing SW: SEMCAD, V1.8 Build 186

Scans/y (transversal) fine 3mm 6 x 42/ABM Signal(x,y,z) (3x15x1):

ABM1/ABM2 = 40.6 dB

ABM1 comp = 0.899 dB A/m

Location: 0, -6, 3.7 mm



0 dB = 1.00A/m

#04 T-Coil_GSM1900_Ch512_Axial (Z)

DUT: 952506

Communication System: PCS; Frequency: 1850.2 MHz; Duty Cycle: 1:8.3

Medium: Air Medium parameters used: $\sigma = 0$ mho/m, $\epsilon_r = 1$; $\rho = 1$ kg/m³

Ambient Temperature : 22.8

DASY4 Configuration:


- Probe: AM1DV2 - 1038; ; Calibrated: 2009/1/12
- Sensor-Surface: 0mm (Fix Surface)
- Electronics: DAE4 Sn778; Calibrated: 2008/9/22
- Phantom: HAC Test Arch with AMCC; Type: SD HAC P01 BA;
- Measurement SW: DASY4, V4.7 Build 80; Postprocessing SW: SEMCAD, V1.8 Build 186

Scans/z (axial) fine 2mm 8 x 8/ABM Signal(x,y,z) (5x5x1):

ABM1/ABM2 = 49.1 dB

ABM1 comp = 8.77 dB A/m

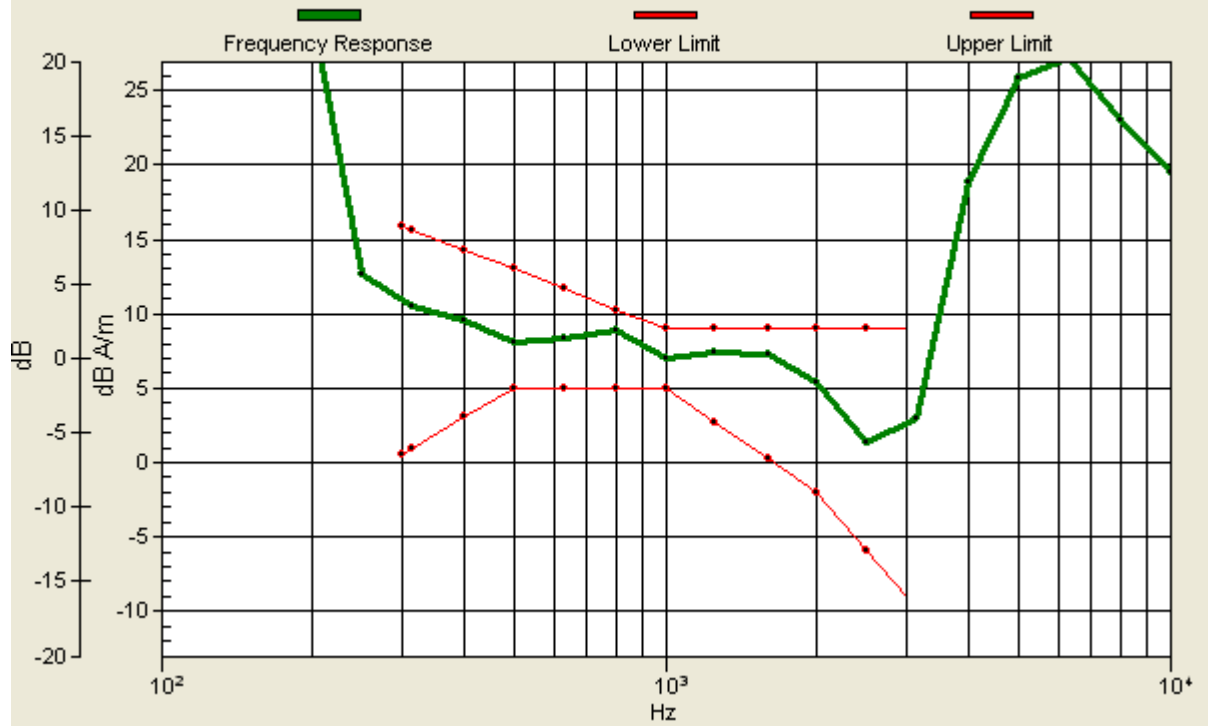
Location: 0, 2, 3.7 mm



0 dB = 1.00A/m

Scans/z (axial) wideband at best S/N/ABM Freq Resp(x,y,z,f)

Loc: 0, 2, 3.7 mm Diff: 1.4dB



#04 T-Coil_GSM1900_Ch512_Radial 1 (X)

DUT: 952506

Communication System: PCS; Frequency: 1850.2 MHz; Duty Cycle: 1:8.3

Medium: Air Medium parameters used: $\sigma = 0$ mho/m, $\epsilon_r = 1$; $\rho = 1$ kg/m³

Ambient Temperature : 22.7

DASY4 Configuration:

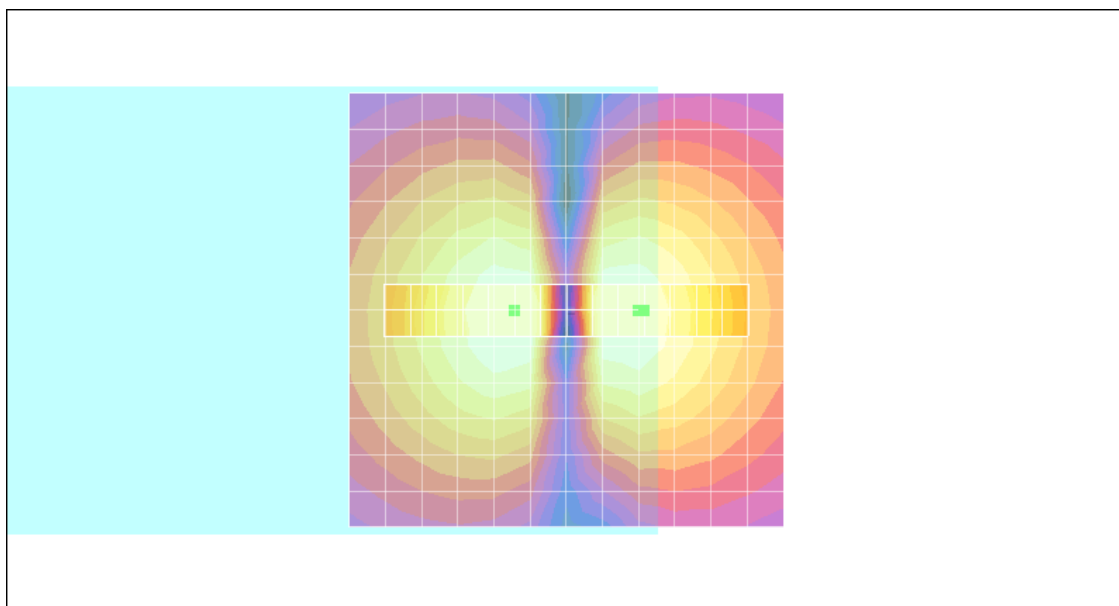
- Probe: AM1DV2 - 1038; ; Calibrated: 2009/1/12
- Sensor-Surface: 0mm (Fix Surface)
- Electronics: DAE4 Sn778; Calibrated: 2008/9/22
- Phantom: HAC Test Arch with AMCC; Type: SD HAC P01 BA;
- Measurement SW: DASY4, V4.7 Build 80; Postprocessing SW: SEMCAD, V1.8 Build 186

Scans/x (longitudinal) fine 3mm 42 x 6/ABM Signal(x,y,z) (15x3x1):

ABM1/ABM2 = 39.8 dB

ABM1 comp = -0.356 dB A/m

Location: -9, 0, 3.7 mm



0 dB = 1.00A/m

#04 T-Coil_GSM1900_Ch512_Radial 2 (Y)

DUT: 952506

Communication System: PCS; Frequency: 1850.2 MHz; Duty Cycle: 1:8.3

Medium: Air Medium parameters used: $\sigma = 0$ mho/m, $\epsilon_r = 1$; $\rho = 1$ kg/m³

Ambient Temperature : 22.7

DASY4 Configuration:

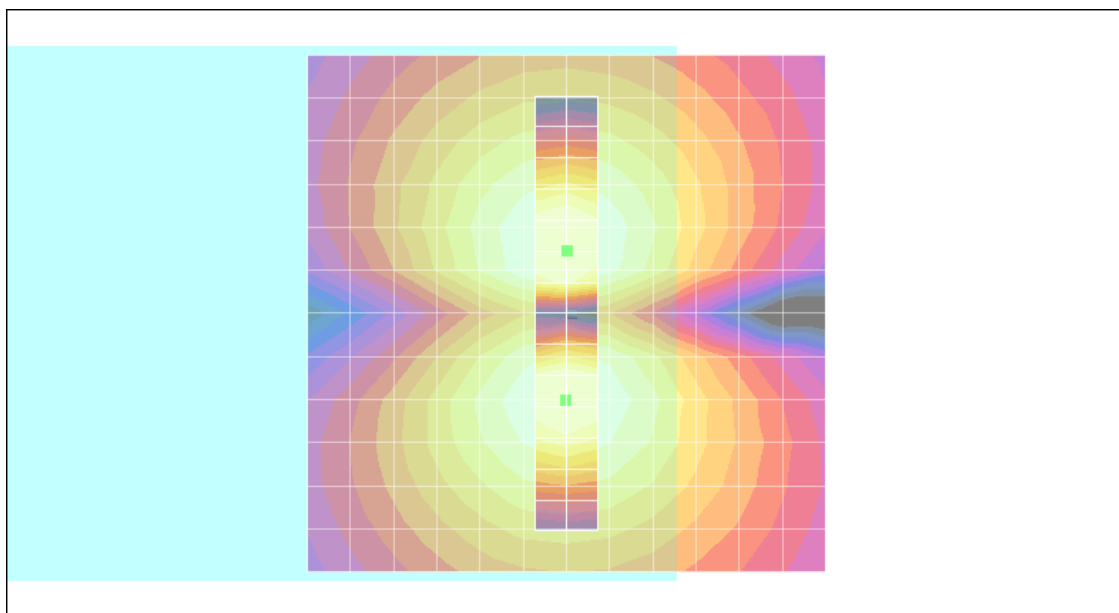
- Probe: AM1DV2 - 1038; ; Calibrated: 2009/1/12
- Sensor-Surface: 0mm (Fix Surface)
- Electronics: DAE4 Sn778; Calibrated: 2008/9/22
- Phantom: HAC Test Arch with AMCC; Type: SD HAC P01 BA;
- Measurement SW: DASY4, V4.7 Build 80; Postprocessing SW: SEMCAD, V1.8 Build 186

Scans/y (transversal) fine 3mm 6 x 42/ABM SNR(x,y,z) (3x15x1):

ABM1/ABM2 = 41.3 dB

ABM1 comp = 1.37 dB A/m

Location: 0, -6, 3.7 mm



0 dB = 1.00A/m

#05 T-Coil_GSM1900_Ch661_Axial (Z)

DUT: 952506

Communication System: PCS; Frequency: 1880 MHz; Duty Cycle: 1:8.3
Medium: Air Medium parameters used: $\sigma = 0$ mho/m, $\epsilon_r = 1$; $\rho = 1$ kg/m³
Ambient Temperature : 22.9

DASY4 Configuration:

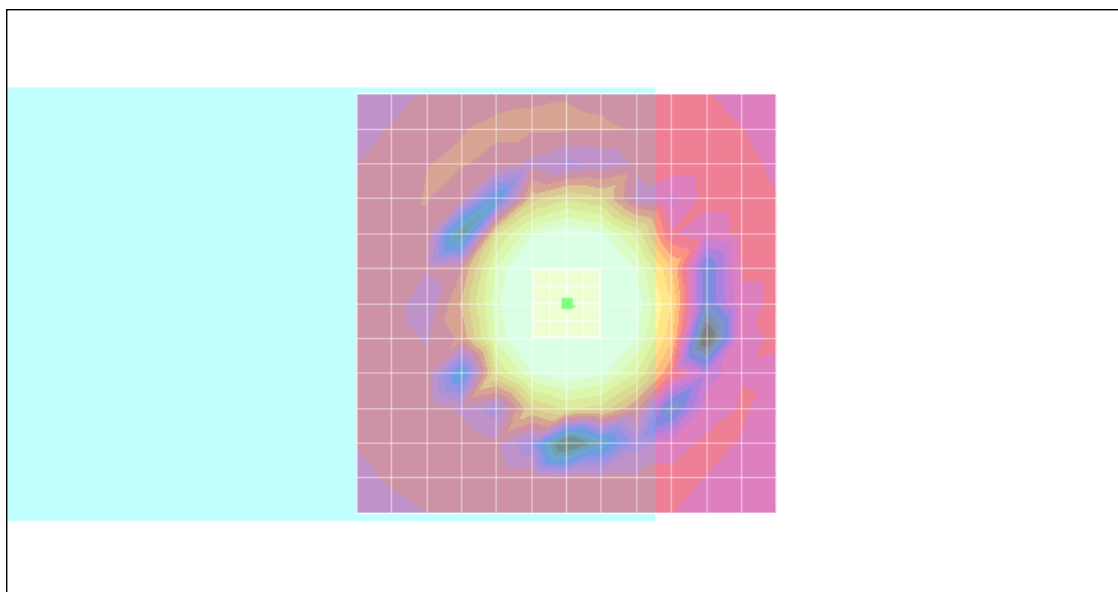
- Probe: AM1DV2 - 1038; ; Calibrated: 2009/1/12
- Sensor-Surface: 0mm (Fix Surface)
- Electronics: DAE4 Sn778; Calibrated: 2008/9/22
- Phantom: HAC Test Arch with AMCC; Type: SD HAC P01 BA;
- Measurement SW: DASY4, V4.7 Build 80; Postprocessing SW: SEMCAD, V1.8 Build 186

Scans/z (axial) fine 2mm 8 x 8/ABM Signal(x,y,z) (5x5x1):

ABM1/ABM2 = 49.6 dB

ABM1 comp = 9.02 dB A/m

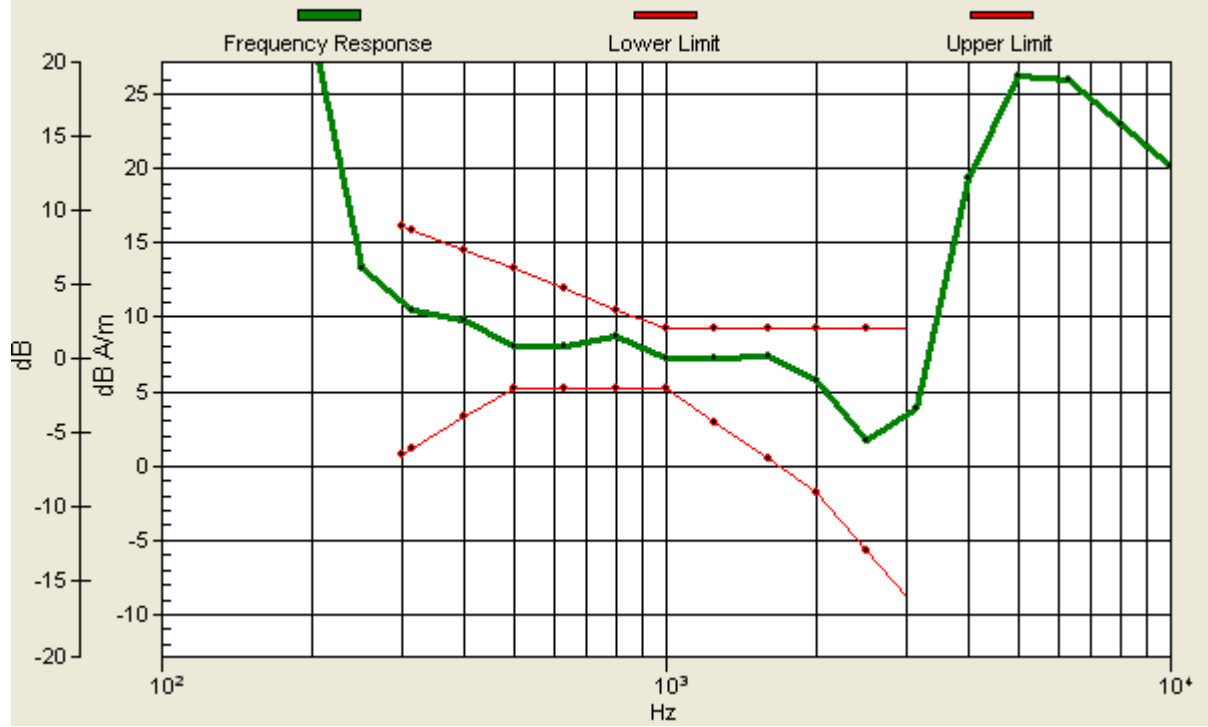
Location: 0, 0, 3.7 mm



0 dB = 1.00A/m

Scans/z (axial) wideband at best S/N/ABM Freq Resp(x,y,z,f)

Loc: 0, 0, 3.7 mm Diff: 1.82dB



#05 T-Coil_GSM1900_Ch661_Radial 1 (X)

DUT: 952506

Communication System: PCS; Frequency: 1880 MHz; Duty Cycle: 1:8.3
Medium: Air Medium parameters used: $\sigma = 0$ mho/m, $\epsilon_r = 1$; $\rho = 1$ kg/m³
Ambient Temperature : 22.8

DASY4 Configuration:

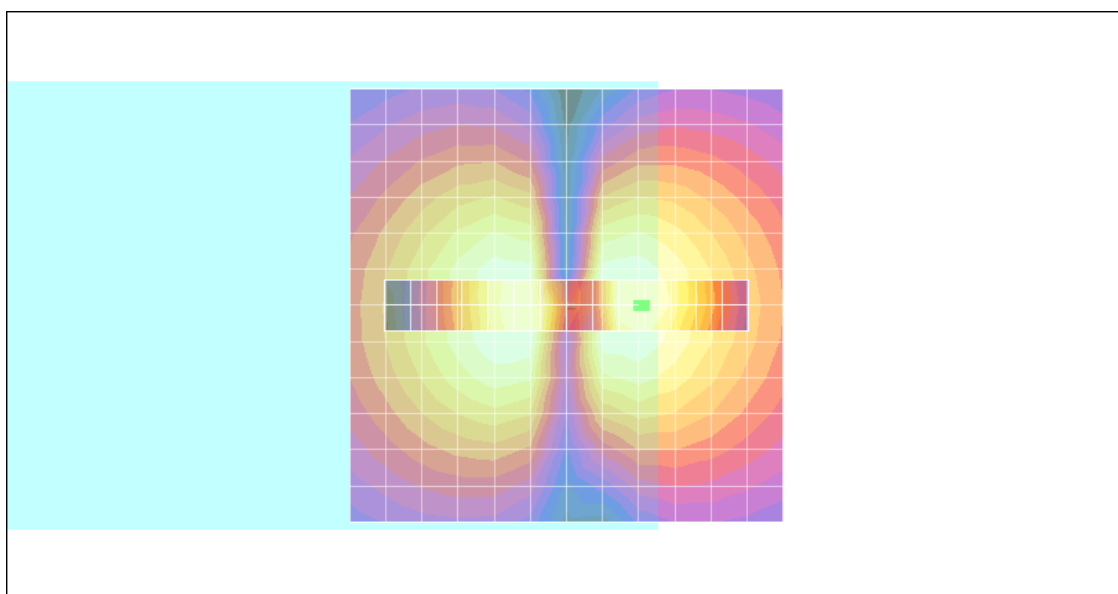
- Probe: AM1DV2 - 1038; ; Calibrated: 2009/1/12
- Sensor-Surface: 0mm (Fix Surface)
- Electronics: DAE4 Sn778; Calibrated: 2008/9/22
- Phantom: HAC Test Arch with AMCC; Type: SD HAC P01 BA;
- Measurement SW: DASY4, V4.7 Build 80; Postprocessing SW: SEMCAD, V1.8 Build 186

Scans/x (longitudinal) fine 3mm 42 x 6/ABM Signal(x,y,z) (15x3x1):

ABM1/ABM2 = 40.4 dB

ABM1 comp = 0.611 dB A/m

Location: -9, 0, 3.7 mm



0 dB = 1.00A/m

#05 T-Coil_GSM1900_Ch661_Radial 2 (Y)

DUT: 952506

Communication System: PCS; Frequency: 1880 MHz; Duty Cycle: 1:8.3
Medium: Air Medium parameters used: $\sigma = 0$ mho/m, $\epsilon_r = 1$; $\rho = 1$ kg/m³
Ambient Temperature : 22.8

DASY4 Configuration:

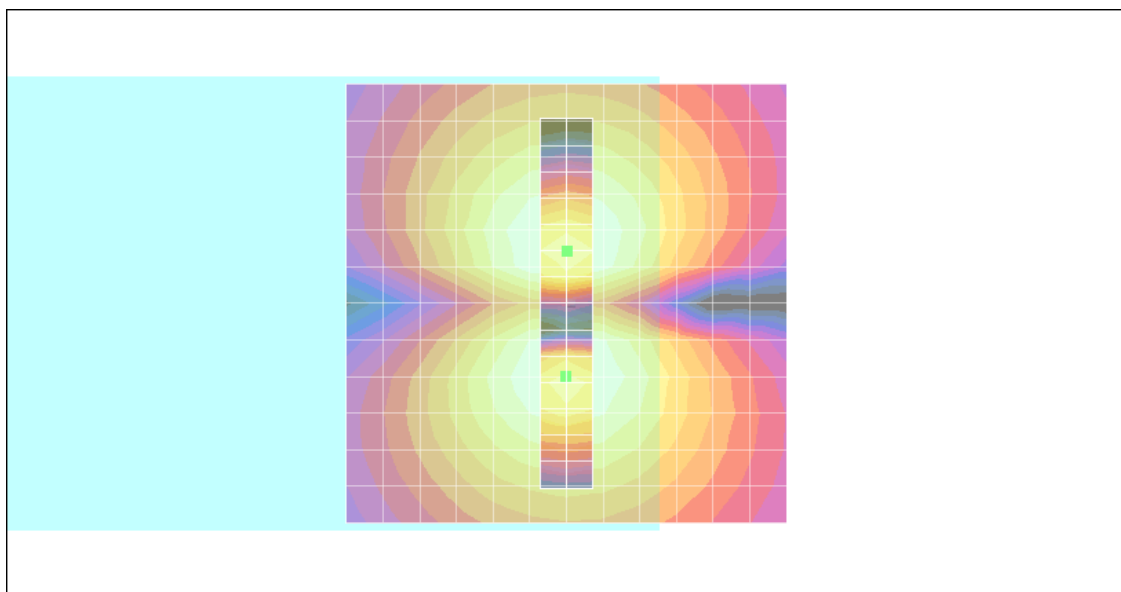
- Probe: AM1DV2 - 1038; ; Calibrated: 2009/1/12
- Sensor-Surface: 0mm (Fix Surface)
- Electronics: DAE4 Sn778; Calibrated: 2008/9/22
- Phantom: HAC Test Arch with AMCC; Type: SD HAC P01 BA;
- Measurement SW: DASY4, V4.7 Build 80; Postprocessing SW: SEMCAD, V1.8 Build 186

Scans/y (transversal) fine 3mm 6 x 42/ABM SNR(x,y,z) (3x15x1):

ABM1/ABM2 = 39.4 dB

ABM1 comp = -1.07 dB A/m

Location: 0, -6, 3.7 mm



0 dB = 1.00A/m

#06 T-Coil_GSM1900_Ch810_Axial (Z)

DUT: 952506

Communication System: PCS; Frequency: 1909.8 MHz; Duty Cycle: 1:8.3

Medium: Air Medium parameters used: $\sigma = 0$ mho/m, $\epsilon_r = 1$; $\rho = 1$ kg/m³

Ambient Temperature : 22.8

DASY4 Configuration:


- Probe: AM1DV2 - 1038; ; Calibrated: 2009/1/12
- Sensor-Surface: 0mm (Fix Surface)
- Electronics: DAE4 Sn778; Calibrated: 2008/9/22
- Phantom: HAC Test Arch with AMCC; Type: SD HAC P01 BA;
- Measurement SW: DASY4, V4.7 Build 80; Postprocessing SW: SEMCAD, V1.8 Build 186

Scans/z (axial) fine 2mm 8 x 8/ABM Signal(x,y,z) (5x5x1):

ABM1/ABM2 = 49.3 dB

ABM1 comp = 7.92 dB A/m

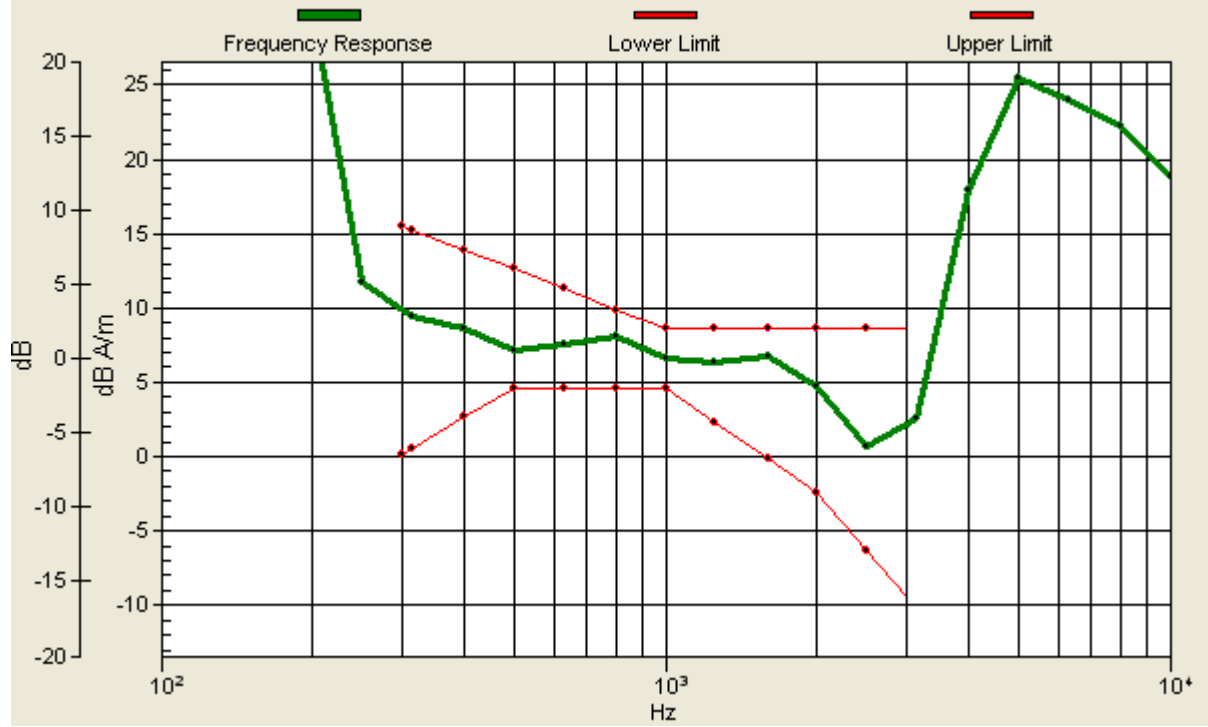
Location: -2, 2, 3.7 mm



0 dB = 1.00A/m

Scans/z (axial) wideband at best S/N/ABM Freq Resp(x,y,z,f)

Loc: -2, 2, 3.7 mm Diff: 1.74dB



#06 T-Coil_GSM1900_Ch810_Radial 1 (X)

DUT: 952506

Communication System: PCS; Frequency: 1909.8 MHz; Duty Cycle: 1:8.3

Medium: Air Medium parameters used: $\sigma = 0$ mho/m, $\epsilon_r = 1$; $\rho = 1$ kg/m³

Ambient Temperature : 22.8

DASY4 Configuration:

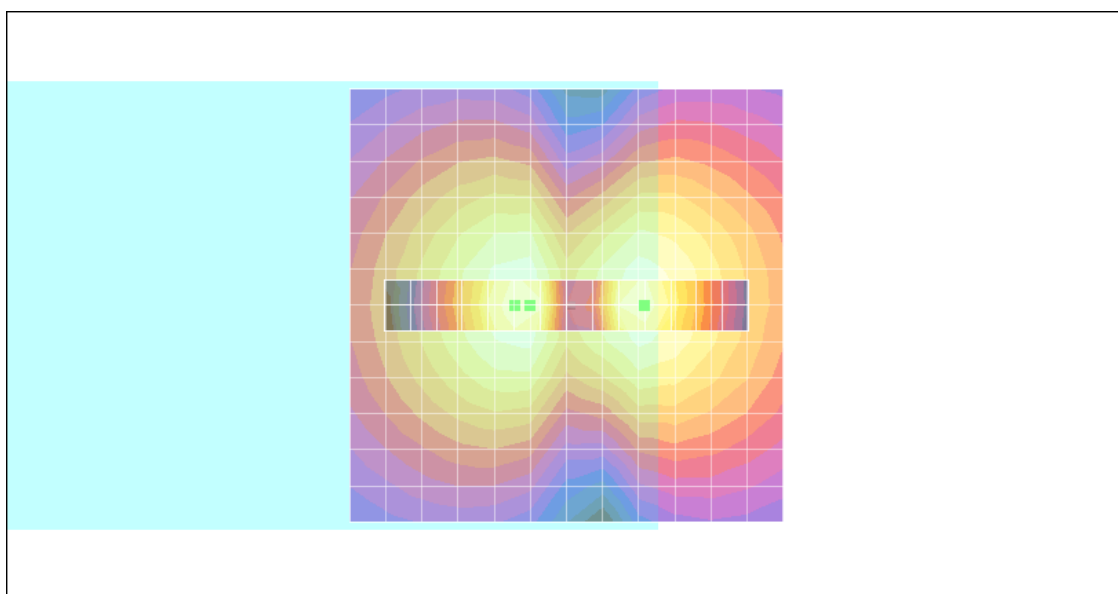
- Probe: AM1DV2 - 1038; ; Calibrated: 2009/1/12
- Sensor-Surface: 0mm (Fix Surface)
- Electronics: DAE4 Sn778; Calibrated: 2008/9/22
- Phantom: HAC Test Arch with AMCC; Type: SD HAC P01 BA;
- Measurement SW: DASY4, V4.7 Build 80; Postprocessing SW: SEMCAD, V1.8 Build 186

Scans/x (longitudinal) fine 3mm 42 x 6/ABM Signal(x,y,z) (15x3x1):

ABM1/ABM2 = 39.0 dB

ABM1 comp = -0.274 dB A/m

Location: -9, 0, 3.7 mm



0 dB = 1.00A/m

#06 T-Coil_GSM1900_Ch810_Radial 2 (Y)

DUT: 952506

Communication System: PCS; Frequency: 1909.8 MHz; Duty Cycle: 1:8.3

Medium: Air Medium parameters used: $\sigma = 0$ mho/m, $\epsilon_r = 1$; $\rho = 1$ kg/m³

Ambient Temperature : 22.7

DASY4 Configuration:

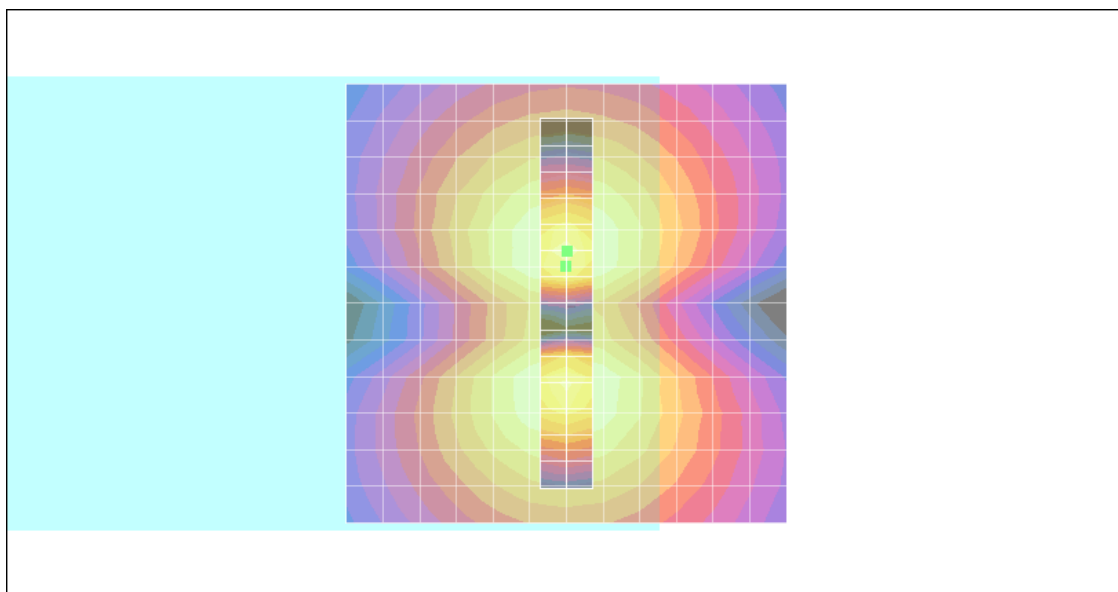
- Probe: AM1DV2 - 1038; ; Calibrated: 2009/1/12
- Sensor-Surface: 0mm (Fix Surface)
- Electronics: DAE4 Sn778; Calibrated: 2008/9/22
- Phantom: HAC Test Arch with AMCC; Type: SD HAC P01 BA;
- Measurement SW: DASY4, V4.7 Build 80; Postprocessing SW: SEMCAD, V1.8 Build 186

Scans/y (transversal) fine 3mm 6 x 42/ABM Signal(x,y,z) (3x15x1):

ABM1/ABM2 = 39.0 dB

ABM1 comp = -1.42 dB A/m

Location: 0, -6, 3.7 mm



0 dB = 1.00A/m