

Cheek device with Left head phantom.



EUT Setup Configuration 1

Tilt device with Left head phantom




EUT Setup Configuration 2

Cheek device with Right head phantom.



EUT Setup Configuration 3




Tilt device with Right head phantom



EUT Setup Configuration 4

Test positions for body:

According to the antenna position, the Body SAR is tested at the following 3 test positions all with the distance =15mm between the EUT and the phantom bottom :

Phantom close in body position	Ground closein body position
	
EUT Setup Configuration 5	EUT Setup Configuration 6
Ground Open Side in body position	N/A
	N/A
EUT Setup Configuration 7	N/A