

ANNEX I: The EUT Appearances and Test Configuration



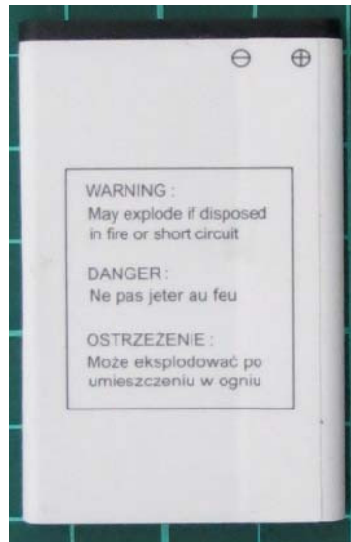
Front Side



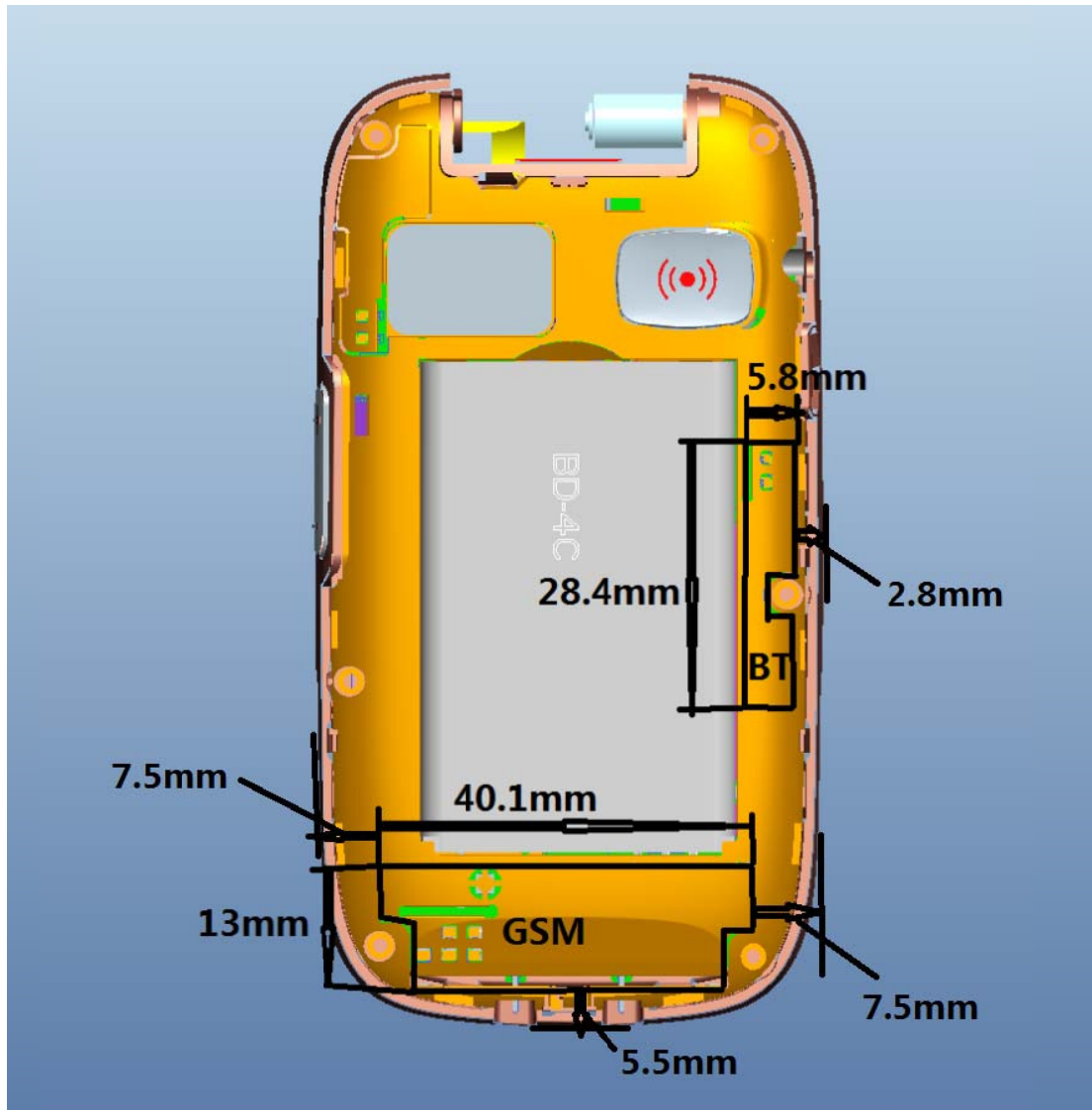
Back Side



Open
a: EUT



b: Battery



c: Antenna

Picture 5: Constituents of EUT



Picture 6: Left Hand Touch Cheek Position



Picture 7: Left Hand Tilt 15 Degree Position



Picture 8: Right Hand Touch Cheek Position




Picture 9: Right Hand Tilt 15 Degree Position



Picture 10: Back Side with closed clamshell, the distance from handset to the bottom of the Phantom is 10mm



Picture 11: Front Side with closed clamshell, the distance from handset to the bottom of the Phantom is 10mm



Picture 12: Back Side with open clamshell, the distance from handset to the bottom of the Phantom is 10mm