

## Annex 4: Test setup photographs 20-1-0017102T04a-A4

<b>Number of pages:</b>	7	<b>Date of Report:</b>	2021-Mar-16
<b>Testing company:</b>	CETECOM GmbH Im Teelbruch 116 45219 Essen Germany Tel. + 49 (0) 20 54 / 95 19-0 Fax: + 49 (0) 20 54 / 95 19-150	<b>Applicant:</b>	SICK AG
<b>Test Object / Tested Device(s):</b>	UWB Tag, LOCU111-0020		
<b>FCC ID:</b>	WRMLOCU1	<b>IC:</b>	10066A-LOCU1
<b>Testing has been carried out in accordance with:</b>	<b>Title 47 CFR, Chapter I FCC Regulations, Subchapter A §15.247 (DTS)</b>  <b>ISED-Regulations</b> RSS-Gen, Issue 5 RSS 247, Issue 2  Deviations, modifications or clarifications (if any) to above mentioned documents are written in each section under "Test method and limit".		


## Table of Contents

1	Radiated Test Set up Photographs.....	3
2	Conducted Test Set up Photographs .....	6


## 1 Radiated Test Set up Photographs



**Photograph 1: EUT Test Setup in the Semi anechoic chamber, Radiated interference field**



**Photograph 2: EUT Test Setup in the Semi anechoic chamber, Radiated interference field**



**Photograph 3: EUT Setup Magnetic Field Measurements in the Semi anechoic chamber**




**Photograph 4: EUT Setup Magnetic Field Measurements in the Semi anechoic chamber**






**Photograph 5: EUT Test Setup in the anechoic chamber, Radiated interference field**




**Photograph 6: EUT Test Setup in the anechoic chamber, Radiated interference field**

## 2 Conducted Test Set up Photographs



Photograph 7: EUT Test Setup Conducted Measurements



Photograph 8: EUT Test Setup Conducted Measurements

## End Of Annex 4