


Client	Ecobee Inc	
Product	Athena	
Standard(s)	RSS 210 Issue 8:2010 / FCC Part 15 Subpart C 15:2014	



Illustration 1: Radiated emission setup – photo 1


Client	Ecobee Inc	
Product	Athena	
Standard(s)	RSS 210 Issue 8:2010 / FCC Part 15 Subpart C 15:2014	




Illustration 2: Radiated emission setup - photo 2

Client	Ecobee Inc	
Product	Athena	
Standard(s)	RSS 210 Issue 8:2010 / FCC Part 15 Subpart C 15:2014	



Illustration 3: Radiated setup - photo 3

Client	Ecobee Inc	
Product	Athena	
Standard(s)	RSS 210 Issue 8:2010 / FCC Part 15 Subpart C 15:2014	




Illustration 4: Antenna conducted emission setup


Client	Ecobee Inc	
Product	Athena	
Standard(s)	RSS 210 Issue 8:2010 / FCC Part 15 Subpart C 15:2014	



Illustration 5: Power line conducted emission setup – photo 1


Client	Ecobee Inc	
Product	Athena	
Standard(s)	RSS 210 Issue 8:2010 / FCC Part 15 Subpart C 15:2014	



Illustration 6: Power line conducted emission – photo 2