




## **Exhibit: Internal Photos**

FCC ID: WR9EBSTAT3LT01  
IC: 7981A-EBSTAT3LT01

Report File #: 7169007690R-000

|             |  |   |
|-------------|--|---|
| Client      | <b>Ecobee Inc.</b>                                 |  |
| Product     | <b>Ecobee3 Lite</b>                                |   |
| Standard(s) | RSS 247 Issue 2:2017<br>FCC Part 15 Subpart 15.247 |   |




Figure 1 – EUT Internal View, PCB Back – Photo 1


|             |  |   |
|-------------|--|---|
| Client      | <b>Ecobee Inc.</b>                                 | <br>Canada |
| Product     | <b>Ecobee3 Lite</b>                                |   |
| Standard(s) | RSS 247 Issue 2:2017<br>FCC Part 15 Subpart 15.247 |   |



Figure 2 – EUT Internal View, PCB Back – photo 2



|             |  |   |
|-------------|--|---|
| Client      | <b>Ecobee Inc.</b>                                 |  |
| Product     | <b>Ecobee3 Lite</b>                                |   |
| Standard(s) | RSS 247 Issue 2:2017<br>FCC Part 15 Subpart 15.247 |   |



Figure 3 – EUT Internal View, PCB Front – Photo 1

Metal shield removed  
from the LCD Display

|             |  |   |
|-------------|--|---|
| Client      | <b>Ecobee Inc.</b>                                 |  |
| Product     | <b>Ecobee3 Lite</b>                                |   |
| Standard(s) | RSS 247 Issue 2:2017<br>FCC Part 15 Subpart 15.247 |   |




Figure 4 – EUT Internal View, PCB Front – Photo 2

902 MHz transmitter antenna

2.4 GHz transmitter antenna