




Exhibit: Internal Photos

(ECB401)

Report File #: 7169001963-000

Client	Ecobee Inc.	
Product	ECB401	
Standard(s)	RSS 247 Issue 2:2017 FCC Part 15 Subpart 15.247:2015	





Figure 1 – EUT Internal View, PCB Back – Photo 1

Client	Ecobee Inc.	 Canada
Product	ECB401	
Standard(s)	RSS 247 Issue 2:2017 FCC Part 15 Subpart 15.247:2015	





Figure 2 – EUT Internal View, PCB Back – photo 2

Client	Ecobee Inc.	 Canada
Product	ECB401	
Standard(s)	RSS 247 Issue 2:2017 FCC Part 15 Subpart 15.247:2015	





Figure 3 – EUT Internal View, PCB Front – Photo 1

Client	Ecobee Inc.	 Canada
Product	ECB401	
Standard(s)	RSS 247 Issue 2:2017 FCC Part 15 Subpart 15.247:2015	




Figure 4 – EUT Internal View, PCB Front – Photo 2

902 MHz transmitter antenna

2.4 GHz transmitter antenna