

PRELIMINARY

915 MHz Antenna

P/N 0915AT43A0026

Detail Specification: 01/03/08

Page 1 of 3

General Specifications

Part Number	0915AT43A0026
Frequency Range	902 - 928
Peak Gain	-1.0 dBi typ. (XZ-total)
Average Gain	-4.0 dBi typ. (XZ-total)
Return Loss	8.5 dB min.
Impedance	50 Ω
Input Power	2W max.

Operating Temperature	-40 to +85°C
Storage Temperature Range	+5~+35°C, Humidity 45~75%RH
Reel Quantity	1,000

No.	Function	Terminal Configuration
1	Feeding Point	
2	NC	

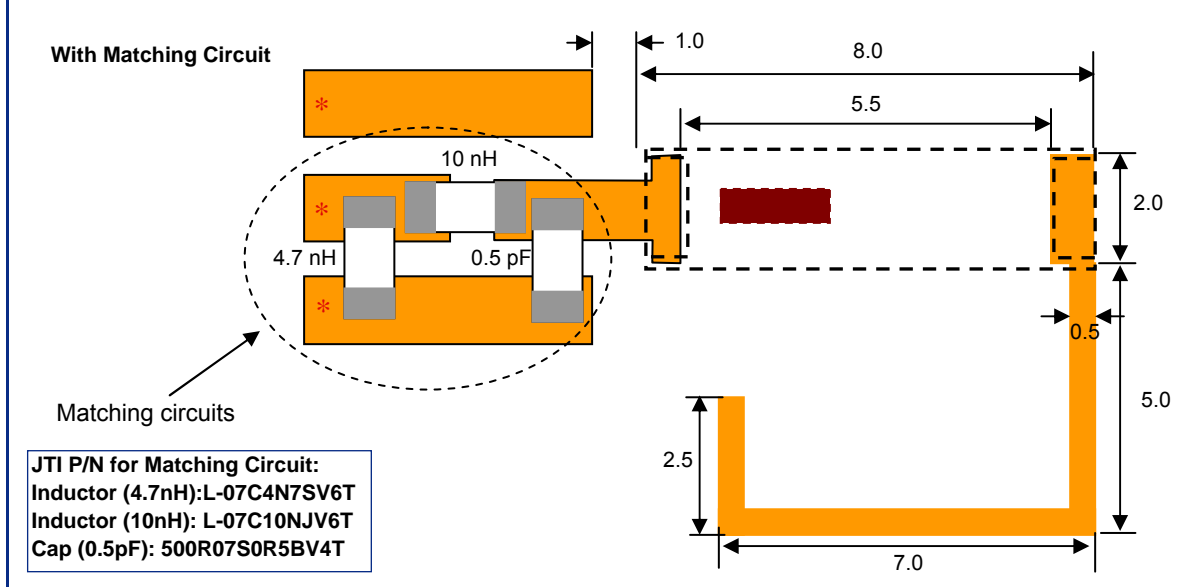
Mechanical Dimensions

	In	mm	
L	0.276 ± 0.008	7.00 ± 0.20	
W	0.079 ± 0.008	2.00 ± 0.20	
T	0.031 +.004/-0.008	0.80 +0.1/-0.2	
a	0.020 ± 0.012	0.50 ± 0.30	

Mounting Considerations

Mount these devices with brown mark facing up. Units: mm

* Line width should be designed to provide 50 Ω impedance matching characteristics.



Johanson Technology, Inc. reserves the right to make design changes without notice.

All sales are subject to Johanson Technology, Inc. terms and conditions.

PRELIMINARY

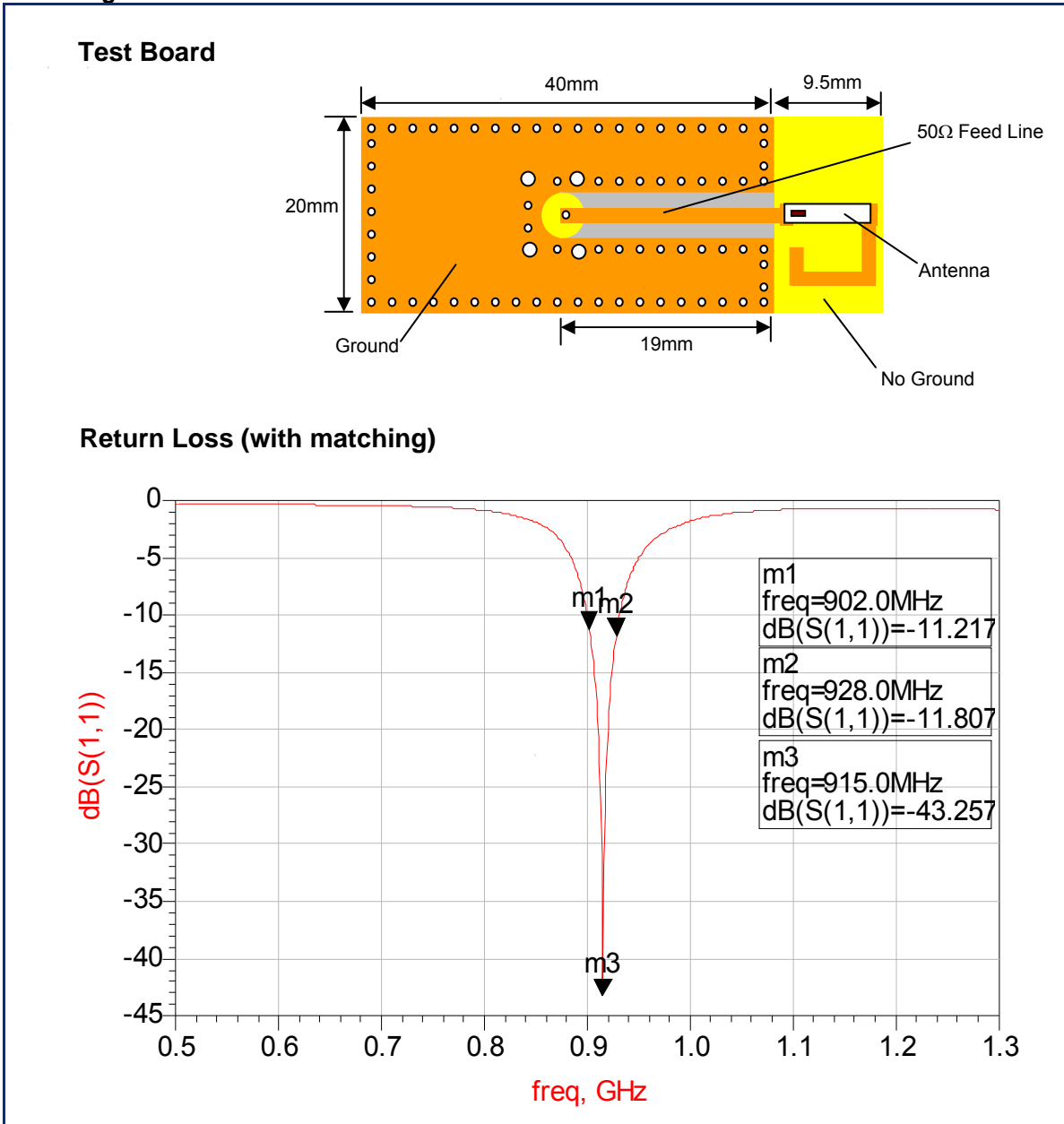
915 MHz Antenna

P/N 0915AT43A0026

Detail Specification: 01/03/08

Page 2 of 3

Mounting Considerations



Johanson Technology, Inc. reserves the right to make design changes without notice.
All sales are subject to Johanson Technology, Inc. terms and conditions.



PRELIMINARY

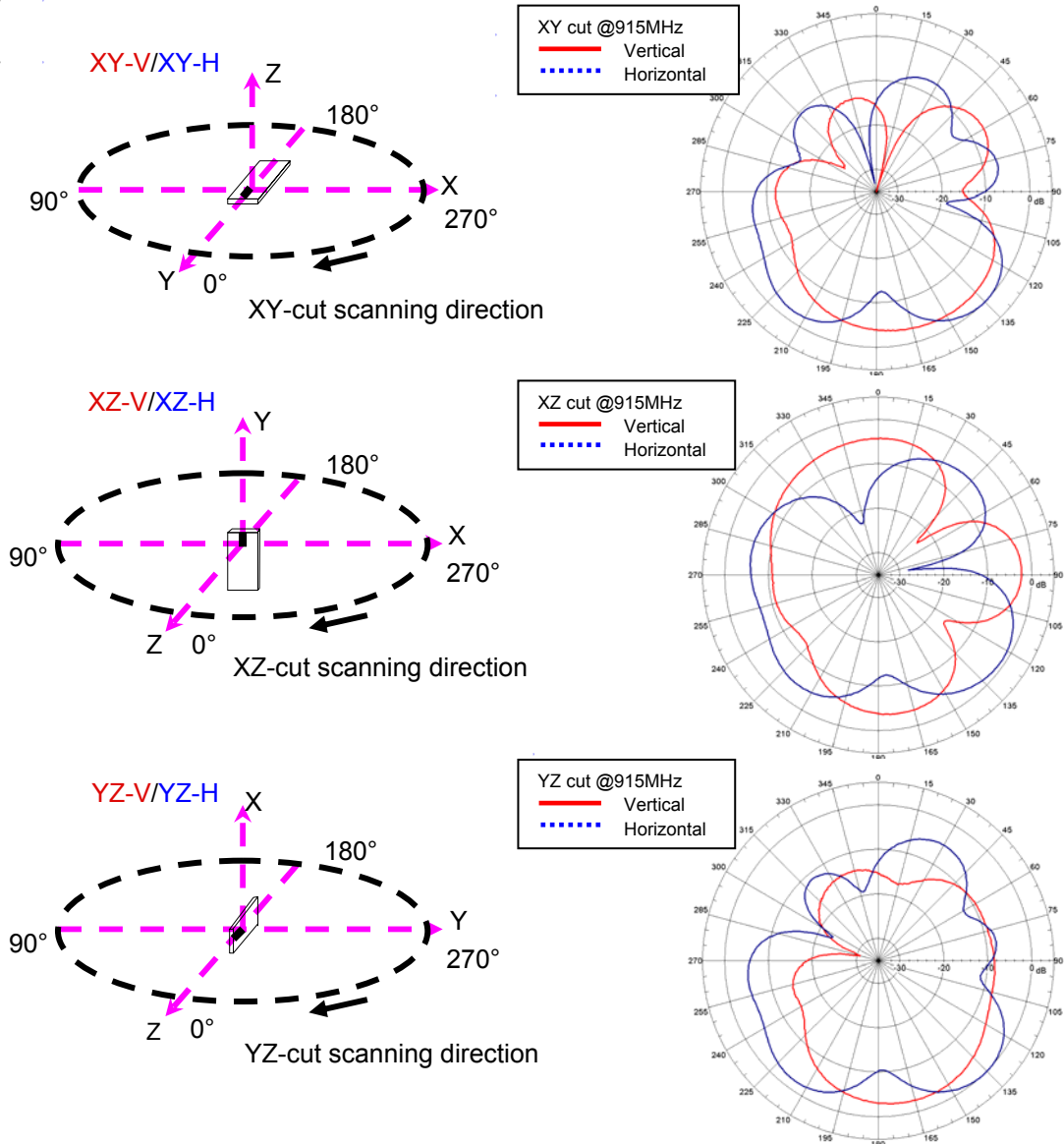
915 MHz Antenna

Detail Specification: 01/03/08

P/N 0915AT43A0026

Page 3 of 3

Typical Radiation Patterns



Johanson Technology, Inc. reserves the right to make design changes without notice.
All sales are subject to Johanson Technology, Inc. terms and conditions.



www.johansontechnology.com

4001 Calle Tecate • Camarillo, CA 93012 • TEL 805.389.1166 FAX 805.389.1821

2007 Johanson Technology, Inc. All Rights Reserved