

**APPENDIX 3: Photographs of test setup**

**Conducted Emission**




## Radiated Spurious Emission


Front



Rear  
Below 1 GHz




Above 1 GHz




### Worst Case Position


X-axis



Y-axis



Z-axis



**End of Report**