

FCC DFS REPORT

Certification

Applicant Name:
KAONMEDIA Co., Ltd.

Address:
KAONMEDIA Building, 884-3, Seongnam-daero,
Bundang-gu, Seongnam-si, Gyeonggi-do, South Korea

Date of Issue:
May 17, 2018

Test Site/Location:
HCT CO., LTD., 74,Seoicheon-ro 578beon-gil,Majang-
myeo,Icheon-si, Gyeonggi-do, 17383, Rep. of KOREA

Report No.: HCT-RF-1805-FC027 -R1

FCC ID: WQTAR4520

APPLICANT: KAONMEDIA Co., Ltd.

FCC Model: AR4520

EUT Type: AP Router

Modulation type OFDM

FCC Classification: Unlicensed National Information Infrastructure (UNII)

FCC Rule Part(s): Part 15.407 (DFS)


Engineering Statement:

The measurements shown in this report were made in accordance with the procedures indicated, and the emissions from this equipment were found to be within the limits applicable. I assume full responsibility for the accuracy and completeness of these measurements, and for the qualifications of all persons taking them.

HCT CO., LTD. Certifies that no party to this application has subject to a denial of Federal benefits that includes FCC benefits pursuant to section 5301 of the Anti-Drug Abuse Act of 1998,21 U.S. C.853(a)



Report prepared by : Se Wook Park
Engineer of Telecommunication testing center



Approved by : Kwon Jeong
Manager of Telecommunication testing center

This report only responds to the tested sample and may not be reproduced, except in full, without written approval of the HCT Co., Ltd.

Version

| TEST REPORT NO. | DATE | DESCRIPTION |
|----------------------|--------------|-------------------------------|
| HCT-RF-1805-FC027 | May 15, 2018 | - First Approval Report |
| HCT-RF-1805-FC027-R1 | May 17, 2018 | - Revised the EIRP on Page 17 |
| | | |
| | | |

Table of Contents

| | |
|---|----|
| 1. GENERAL INFORMATION | 4 |
| 2. EUT DESCRIPTION | 4 |
| 3. SCOPE | 6 |
| 4. INSTRUMENT CALIBRATION..... | 6 |
| 5. FACILITIES AND ACCREDITATIONS | 6 |
| 5.1 FACILITIES..... | 6 |
| 5.2 EQUIPMENT | 6 |
| 6. SUMMARY OF TEST | 7 |
| 7. DESCRIPTION OF DYNAMIC FREQUENCY SELECTION TEST..... | 8 |
| 7.1 APPLICABILITY | 8 |
| 7.2 REQUIREMENTS..... | 9 |
| 7.3 DFS DETECTION THRESHOLD VALUES | 10 |
| 7.4 PARAMETERS OF DFS TEST SIGNALS..... | 11 |
| 7.5 TEST AND MEASUREMENT SYSTEM | 15 |
| 7.6 DESCRIPTION OF EUT..... | 17 |
| 7.7 UNII 2A, UNII 2C TEST RESULT | 18 |
| 7.7.1 UNII Detection Bandwidth | 18 |
| 7.7.2 Initial Channel availability Check Time..... | 42 |
| 7.7.3 Radar Burst at the Beginning of the Channel Availability Check Time..... | 51 |
| 7.7.4 Radar Burst at the End of the Channel Availability Check Time..... | 60 |
| 7.7.5 In-Service Monitoring for Channel Move Time, Channel Closing Transmission Time and Non-Occupancy Period | 69 |
| 7.7.6 Statistical Performance Check | 80 |
| 8. LIST OF TEST EQUIPMENT | 83 |

| Max. RF Output Power | Band | Mode | Channel Bandwidth (MHz) | Frequency Range (MHz) | Ant.0 Power (dBm) | Ant.1 Power (dBm) | Ant.2 Power (dBm) | Ant.3 Power (dBm) | Ant. 0 & 1 & 2 & 3 Power (dBm) | |
|-----------------------------|-----------|-------------------------|-------------------------|---------------------------|---------------------------|--------------------------------|-------------------|-------------------|--------------------------------|--|
| | UNII2A | 802.11a | 20 | 5260 – 5320 | 9.37 | 9.26 | 9.76 | 10.00 | 15.62 | |
| | | 802.11n | 20 | 5260 – 5320 | 9.87 | 9.68 | 10.07 | 10.35 | 16.02 | |
| | | 802.11n | 40 | 5270 – 5310 | 9.31 | 9.42 | 9.64 | 10.02 | 15.62 | |
| | | 802.11ac | 20 | 5260 – 5320 | 9.42 | 9.14 | 9.70 | 9.91 | 15.57 | |
| | | 802.11ac | 40 | 5270 – 5310 | 9.33 | 9.09 | 9.67 | 9.93 | 15.53 | |
| | | 802.11ac | 80 | 5290 | 9.36 | 9.05 | 9.81 | 9.89 | 15.55 | |
| | UNII2C | 802.11a | 20 | 5500 – 5720 | 8.47 | 7.47 | 8.32 | 7.91 | 14.07 | |
| | | 802.11n | 20 | 5500 – 5720 | 8.44 | 7.43 | 8.24 | 7.82 | 14.01 | |
| | | 802.11n | 40 | 5510 – 5710 | 8.65 | 8.28 | 8.72 | 7.84 | 14.40 | |
| | | 802.11ac | 20 | 5500 – 5720 | 8.57 | 7.65 | 8.45 | 7.81 | 14.15 | |
| | | 802.11ac | 40 | 5510 – 5710 | 9.07 | 8.01 | 9.10 | 8.42 | 14.68 | |
| | | 802.11ac | 80 | 5530 – 5690 | 8.92 | 8.71 | 9.11 | 7.96 | 14.71 | |
| | Ac 160MHz | | | | | | | | | |
| | Mode | Channel Bandwidth (MHz) | Frequency Range (MHz) | Ant.0 + Ant.2 Power (dBm) | Ant.1 + Ant.3 Power (dBm) | Ant. 0 & 1 & 2 & 3 Power (dBm) | | | | |
| | 802.11ac | 160 | 5210 + 5290 | 9.25 | 9.53 | 12.40 | | | | |
| | 802.11ac | 160 | 5530 + 5610 | 9.21 | 8.21 | 11.73 | | | | |

3. SCOPE

This report has been prepared to demonstrate compliance with the requirements for Dynamic Frequency Selection(DFS) as stated in KDB 905462 D02 v02 specifications. Testing was performed AR4520 in accordance with the measurement procedure described in Appendix B of FCC KDB 905462 D02 v02 . As of July 20, 2007 all devices operating in the UNII 2A Band and /or the UNII 2C Bands must comply with the DFS requirements. Testing was performed AR4520 Product operates as a Master device with full radar detection and Dynamic Frequency Selection (DFS) capability.

4. INSTRUMENT CALIBRATION

The measuring equipment, which was utilized in performing the tests documented herein, has been calibrated in accordance with the manufacturer's recommendations for utilizing calibration equipments, which is traceable to recognized national standards.

5. FACILITIES AND ACCREDITATIONS

5.1 FACILITIES

The SAC(Semi-Anechoic Chamber) and conducted measurement facility used to collect the radiated data are located at the 74, Seoicheon-ro 578beon-gil, Majang-myeon, Icheon-si, Gyeonggi-do, Korea The site is constructed in conformance with the requirements of ANSI C63.4. (Version :2003) and CISPR Publication 22. Detailed description of test facility was submitted to the Commission and accepted dated February 28, 2014 (Registration Number: 90661)

5.2 EQUIPMENT

Radiated emissions are measured with one or more of the following types of Linearly polarized antennas: tuned dipole, bi-conical, log periodic, bi-log, and/or ridged waveguide, horn. Spectrum analyzers with pre-selectors and quasi-peak detectors are used to perform radiated measurements. Conducted emissions are measured with Line Impedance Stabilization Networks and EMI Test Receivers. Calibrated wideband preamplifiers, coaxial cables, and coaxial attenuators are also used for making measurements.

All receiving equipment conforms to CISPR Publication 16-1, "Radio Interference Measuring Apparatus and Measurement Methods."

6. SUMMARY OF TEST

| Band | Parameter | Condition | Limit | Result |
|----------------|-----------------------------------|-----------|---|--------|
| UNII 2A | Non-occupancy Period | Conducted | 30 minutes | Pass |
| | Channel Availability Check Time | | 60 seconds | |
| | Channel Move Time | | 10 seconds | |
| | Channel Closing Transmission Time | | 200 ms + aggregate of 60 ms over remaining 10 second period | |
| | U-NII Detection Bandwidth | | Minimum 100% of the U-NII 99% Transmission power bandwidth | |
| UNII 2C | Non-occupancy Period | Conducted | 30 minutes | Pass |
| | Channel Availability Check Time | | 60 seconds | |
| | Channel Move Time | | 10 seconds | |
| | Channel Closing Transmission Time | | 200 ms + aggregate of 60 ms over remaining 10 second period | |
| | U-NII Detection Bandwidth | | Minimum 100% of the U-NII 99% Transmission power bandwidth | |

Note : Test modes for DFS testing used according to KDB 905462 D02 v02.

7. DESCRIPTION OF DYNAMIC FREQUENCY SELECTION TEST

7.1 APPLICABILITY

The following table from KDB 905462 D02 v02 lists the applicable requirements for the DFS testing.

The device evaluated in this report is considered a master device.

| Requirement | Operation Mode | | |
|---------------------------------|----------------|--------------------------------|-----------------------------|
| | Master | Client Without Radar Detection | Client With Radar Detection |
| Non-Occupancy Period | Yes | Not required | Yes |
| DFS Detection Threshold | Yes | Not required | Yes |
| Channel Availability Check Time | Yes | Not required | Not required |
| U-NII Detection Bandwidth | Yes | Not required | Yes |

Table 1-1. DFS Applicability

| Requirement | Operation Mode | | |
|-----------------------------------|----------------|--------------------------------|-----------------------------|
| | Master | Client Without Radar Detection | Client With Radar Detection |
| DFS Detection Threshold | Yes | Not required | Yes |
| Channel Closing Transmission Time | Yes | Yes | Yes |
| Channel Move Time | Yes | Yes | Yes |
| U-NII Detection Bandwidth | Yes | Not required | Yes |

Table 1 2. DFS Applicability During Normal Operation

7.2 REQUIREMENTS

Per KDB 905462 D02 v02 the following are the requirements for Master Devices:

- a) The Master Device will use DFS in order to detect Radar Waveforms with received signal strength above the DFS Detection Threshold in the 5.25-5.35 GHz and 5.47-5.725GHz band. DFS is not required in the 5.15-5.25 GHz or 5.725-5.850 GHz bands.
- b) Before initiating a network on a Channel, the Master Device will perform a Channel Availability Check for a specified time duration (Channel Availability Check Time) to ensure that there is no radar system operating on the Channel, using DFS described under subsection a) above.
- c) The Master Device initiates a U-NII network by transmitting control signals that will enable other U-NII devices to Associate with the Master Device.
- d) During normal operation, the Master Device will monitor the Channel (In-Service Monitoring) to ensure that there is no radar system operating on the Channel, using DFS described under a).
- e) If the Master Device has detected a Radar Waveform during In-Service Monitoring as described under d), the Operating Channel of the U-NII network is no longer an Available Channel. The Master Device will instruct all associated Client Device(s) to stop transmitting on this Channel within the channel Move Time. The transmissions during the Channel Move Time will be limited to the Channel Closing Transmission Time.
- f) Once the Master Device has detected a Radar Waveform it will not utilize the Channel for the duration of the Non-Occupancy Period.
- g) If the Master Device delegates the In-Service Monitoring to a Client Device, the the combination will be tested to the requirements described under d) through f) above.

Table provides the response requirements for Master and Client Devices incorporating DFS..

| Parameter | Value |
|---|---|
| Non-occupancy period | Minimum 30 minutes |
| Channel Availability Check Time | 60 seconds |
| Channel Move Time | 10 seconds See Note 1. |
| Channel Closing Transmission Time | 200 milliseconds + an Aggregate of 60 milliseconds over Remaining 10 second period. See Notes 1 and 2. |
| U-NII Detection Bandwidth | Minimum 100 % of the U-NII 99 % transmission Power bandwidth. See Note 3. |
| Note 1: Channel Move Time and the Channel Closing Transmission Time should be performed with Radar Type 0. | |

The measurement timing begins at the end of the Radar Type 0 burst.

Note 2: The Channel Closing Transmission Time is comprised of 200 milliseconds starting at the begging of the Channel Move Time plus any additional intermittent control signals required to facilitate a Channel move (an aggregate of 60 milliseconds) during the remainder of the 10 second period. The aggregate duration of control signals will not count quiet periods in between transmissions.

Note 3: During the U-NII Detection Bandwidth detection test, Radar type 0 should be used. for each frequency step the minimum percentage of detection is 90 percent. Measurements are performed with no data traffic.

Table 1-3: DFS Response requirements

7.3 DFS DETECTION THRESHOLD VALUES

The DFS detection thresholds are defined for Master devices and Client Devices with In-service monitoring. These detection thresholds are listed in the following table.

| Maximum Transmit Power | Value (See Notes 1 and 2) |
|--|------------------------------|
| EIRP ≥ 200 milliwatt | -64 dBm |
| EIRP < 200 milliwatt and Power spectral density < 10dBm/MHz | -62 dBm |
| EIRP < 200 milliwatt that do not meet the power spectral density requirement | -64 dBm |
| <p>Note 1: This is the level at the input of the receiver assuming a 0 dBi receive antenna.</p> <p>Note 2: Throughout these test procedures an additional 1 dB has been added to the amplitude of the test transmission waveforms to account for variations in measurement equipment. This will ensure that the test signal is at or above the detection threshold level to trigger a DFS response.</p> <p>Note3: EIRP is based on the highest antenna gain. For MIMO devices refer to KDB Publication 662911 D01.</p> | |

Table 1-4: Detection Thresholds for Master Devices and Client Devices with Radar Detection

7.4 PARAMETERS OF DFS TEST SIGNALS

As the EUT is a Master Device with Radar Detection that 0~6 radar type pulse is required for the testing. Radar Pulse type 0 was used in the evaluation of the Master device for the purpose of measuring the Channel Move Time and the Channel Closing Transmission Time. Table 1-5 lists the parameters for the Short Pulse Radar Waveforms.

| Radar Type | Pulse Width (μsec) | PRI (μsec) | Number Of Pulses | Minimum Percentage of Successful Detection | Minimum Number of Trials |
|---|--------------------|---|---|--|--------------------------|
| 0 | 1 | 1428 | 18 | See Note 1 | See Note 1 |
| 1 | 1 | Test A: 15 unique PRI value randomly selected from the list of 23 PRI values in Table 5a | Roundup $\left\{ \begin{array}{l} \frac{1}{360} \\ \frac{19 \cdot 10^6}{\text{PRI}_{\mu\text{sec}}} \end{array} \right\}$ | 60% | 30 |
| | | Test B: 15 unique PRI values randomly selected within the range of 518-3066 μsec, with a minimum increment of 1 μsec, excluding PRI values selected in Test A | | | |
| 2 | 1-5 | 150 230 | 23 29 | 60 % | 30 |
| 3 | 6-10 | 200-500 | 16-18 | 60 % | 30 |
| 4 | 11 20 | 200-500 | 12-16 | 60 % | 30 |
| Aggregate (Radar Types 1-4) | | | | 80 % | 120 |
| Note 1 : Short Pulse Radar Type 0 should be used for the detection bandwidth test, channel move time, and channel closing time tests. | | | | | |

Table 1-5: Parameters for Short Pulse Radar Waveforms

A minimum of 30 unique waveforms are required for each of the Short Pulse Radar Types 2 through 4. If more than 30 waveforms are used for Short Pulse Radar Types 2 through 4, then each additional waveform must also be unique and not repeated from the previous waveforms. If more than 30 waveforms are used for Short Pulse Radar Type 1, then each additional waveform is generated with Test B and must also be unique and not repeated from the previous waveforms in Tests A or B.

| Radar Type | Pulse Width (μsec) | Chirp Width (MHz) | PRI (μsec) | Number Of Pulses Per Burst | Number Of Burst | Minimum Percentage of Successful Detection | Minimum Number of Trials |
|------------|--------------------|-------------------|------------|----------------------------|-----------------|--|--------------------------|
| 5 | 50 - 100 | 5 - 20 | 1000 2000 | 1 - 3 | 8 - 20 | 80 % | 30 |

Table 1-6. Parameters for Long Pulse Radar Waveform

| Radar Type | Pulse Width (μsec) | PRI (μsec) | Pulse Per Hop | Hopping Rate (kHz) | Hopping Sequence Length (msec) | Minimum Percentage of Successful Detection | Minimum Number of Trials |
|------------|--------------------|------------|---------------|--------------------|--------------------------------|--|--------------------------|
| 6 | 1 | 333 | 9 | 0.333 | 300 | 70 % | 30 |

Table 1-7. Parameters for Frequency Hopping Radar Test Waveform

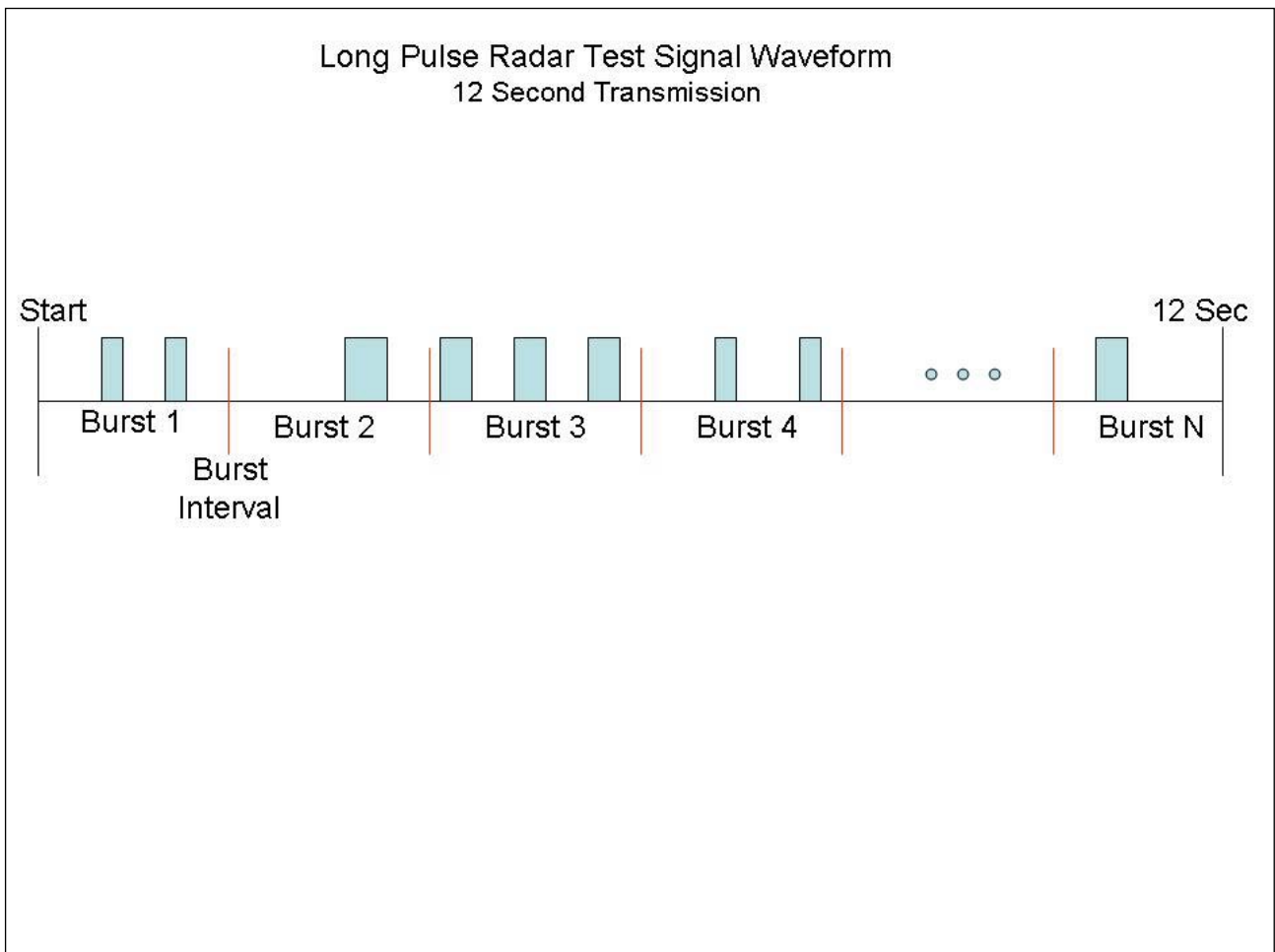
The parameters for this waveform are randomly chosen. Thirty unique waveforms are required for the Long Pulse radar test signal. If more than 30 waveforms are used for the Long Pulse radar test signal, then each additional waveform must also be unique and not repeated from the previous waveforms.

Each waveform is defined as follows:

- 1) The transmission period for the Long Pulse Radar test signal is 12 seconds.
- 2) There are a total of 8 to 20 Bursts in the 12 second period, with the number of Bursts being randomly chosen. This number is Burst Count.
- 3) Each Burst consists of 1 to 3 pulses, with the number of pulses being randomly chosen. Each Burst within the 12 second sequence may have a different number of pulses.
- 4) The pulse width is between 50 and 100 microseconds, with the pulse width being randomly chosen. Each pulse within a Burst will have the same pulse width. Pulses in different Bursts may have different pulse widths.
- 5) Each pulse has a linear FM chirp between 5 and 20 MHz, with the chirp width being randomly chosen. Each pulse within a Burst will have the same chirp width. Pulses in different Bursts may have different chirp widths. The chirp is centered on the pulse. For example, with a radar frequency of 5300 MHz and a 20 MHz chirped signal, the chirp starts at 5290 MHz and ends at 5310MHz.
- 6) If more than one pulse is present in a Burst, the time between the pulses will be between 1000 and 2000 microseconds, with the time being randomly chosen. If three pulses are present in a Burst, the random time interval between the first and second pulses is chosen independently of the random time interval between the second and third pulses.
- 7) The 12 second transmission period is divided into even intervals. The number of intervals is equal to Burst_Count. Each interval is of length $(12,000,000 / \text{Burst_Count})$ microseconds. Each interval contains one Burst. The start time for the Burst, relative to the beginning of the interval, is between 1 and $[(12,000,000 / \text{Burst_Count}) - (\text{Total Burst Length}) + (\text{One random PRI Interval})]$ microseconds, with the start time being randomly chosen. The step interval for the start time is 1 microsecond. The start time for each Burst is chosen randomly.

A representative example of a Long Pulse radar test waveform:

- 1) The total test signal length is 12 seconds.
- 2) 8 Bursts are randomly generated for the Burst_Count.
- 3) Burst 1 has 2 randomly generated pulses.
- 4) The pulse width (for both pulses) is randomly selected to be 75 microseconds.
- 5) The PRI is randomly selected to be at 1213 microseconds.
- 6) Bursts 2 through 8 are generated using steps 3 – 5.
- 7) Each Burst is contained in even intervals of 1,500,000 microseconds. The starting location for Pulse 1, Burst 1 is randomly generated (1 to 1,500,000 minus the total Burst 1 length + 1 random PRI interval) at the 325,001 microsecond step. Bursts 2 through 8 randomly fall in successive 1,500,000 microsecond intervals (i.e. Burst 2 falls in the 1,500,001 – 3,000,000 microsecond range).

Graphical representation of the Long Pulse radar Test waveform.

7.5 TEST AND MEASUREMENT SYSTEM

General Test Setup Procedure:

1. Connect Master AP to a network, via wired Ethernet, that allows connection to an FTP server.
2. Associate the Client with the Master AP(EUT).
3. Launch the FTP application on the Client.
4. Connect to the FTP server application to the FTP server hosting the file
5. Initiate an FTP download of the file from the host.
6. Monitor the channel loading during transfer.
7. Reduce the maximum allowed data rate for the Master AP, using the AP's GUI interface.
8. Repeat steps 5-7 until the channel loading is as close to 20 % as possible.
9. Record the data rate setting on the Master AP and the channel loading.
10. While the system is performing an FTP transfer using the settings form item 9 above, perform the Channel Closing Transmission Time and Channel Move Time Measurements as required by FCC KDB 905462 D02 v02 using a conducted test.

PROCEDURE

The FCC KDB 905462 D02 v02 describes a radiated test setup and a conducted test setup. A conducted test setup was used for this testing. Figure 3-1 shows the typical test setup. Each one channel selected between 5250 and 5350 MHz, 5470 and 5725 is chosen for the testing.

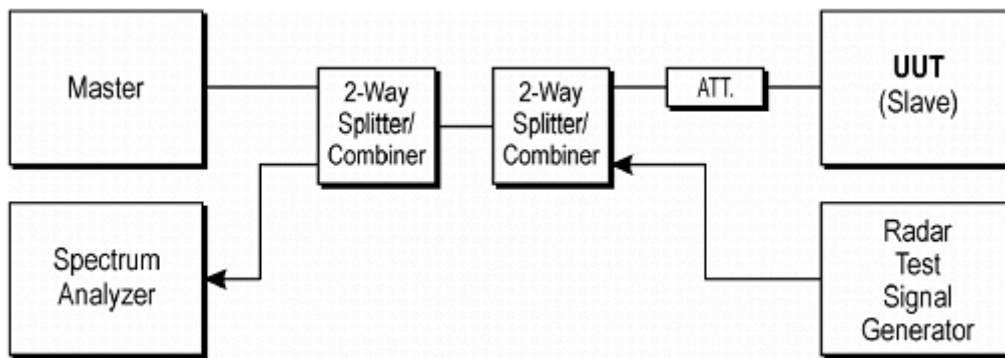


Figure 3-1. Conducted Test Setup for DFS

1. The radar pulse generator is setup to provide a pulse at the frequency that the Master and Client are operating. A Type 0 radar pulse with a 1 μ s pulse width and a 1428 μ s PRI is used for the testing.
2. The signal generator is adjusted to provide the radar burst (18 pulses) at a level of approximately -64 dBm at the antenna of the Master device.
3. The Master Device (EUT) is set up per the diagram in Figure 3-1 and communications between the Master device and the Client is established.

4. The MPEG file specified by the FCC ("*6½ Magic Hours*") is streamed from the "file computer" through the Master to the Slave Device and played in full motion video using Media Player Classic Ver.6.4.8.6 in order to properly load the network.
5. The real time spectrum analyzer is set to record about 15 sec window to any transmissions occurring up to and after 10 sec.
6. The system is again setup and the monitoring time is shortened in order to capture the Channel Closing Transmission Time. This time is measured to insure that the Client ceases transmission within 200 ms and the aggregate of emissions occurring after 200 ms up to 10 sec do not exceed 60 ms. (Note: the channel may be different since the Master and Client have changed channels due to the detection of the initial radar pulse.)
7. After the initial radar burst the channel is monitored for 30 minutes to insure no transmissions or beacons occur. A second monitoring setup is used to verify that the Master and Client have both moved to different channels.

SYSTEM CALIBRATION

A-50-ohm load is connected in place of the spectrum analyzer, and the spectrum analyzer is connected to a coaxial cable. The signal generator is set to CW mode. The amplitude of the signal generator is adjusted to yield a level of - 64 dBm as measured on the spectrum analyzer.

Without changing any of the instrument settings, the spectrum analyzer is reconnected to the common port of the spectrum analyzer combiner or divider.

The spectrum analyzer displays the level of the signal generator higher than the client TX level. Because we can not search the signal generator in the spectrum analyzer when the signal generator level is - 64 dBm. The spectrum analyzer will still indicate the level higher than the client TX level.

7.6 DESCRIPTION OF EUT

The EUT operates over the 5260 MHz - 5320 MHz and 5500 MHz - 5720 MHz ranges.

The EUT is a Master device with radar detection.

All Antenna have a gain of 6.80 dBi in the 5260 MHz - 5320 MHz band and 6.482 dBi in the 5500 MHz - 5720 MHz band.

In case of MIMO operation, The highest power level within these bands in 22.82 dBm EIRP in the 5260 MHz - 5320 MHz band and 21.21 dBm EIRP in the 5500 MHz - 5720 MHz band.

The EUT one transmitter/receiver chain connected to a coaxial cable to perform conducted tests.

TPC is required since the maximum EIRP is more than 500 mW. (Only 802.11 ac)

The EUT utilizes the 802.11a/n/ac architecture. Four nominal channel bandwidth is implemented: 20 MHz, 40 MHz, 80 MHz, 160 MHz.

7.7 UNII 2A, UNII 2C TEST RESULT

For the frequency band 5260 MHz - 5320 MHz and 5500 MHz - 5720 MHz, the Master device provides, on aggregate, uniform loading of the spectrum across all devices by selecting an operating channel among the available channels using a random algorithm.

Declared minimum antenna gain dBi.

Radar receive signal level = -64 dBm + minimum antenna gain
= -64 + 6.482

Radar receive signal level = -57.518 dBm

7.7.1 UNII Detection Bandwidth

All UNII Channels for this device have identical channel bandwidths and DFS testing was completed on channel 5260 MHz (802.11a), 5270 MHz (HT40), 5290 MHz (VHT80), 5250 MHz (VHT160) and 5720 MHz (802.11a), 5710 MHz (HT40), 5690 MHz (VHT80), 5570 MHz (VHT160).

The generating equipment is configured as shown in the Conducted Test Setup above. A single Burst of the short pulse radar Type 0 through 6 was produced at 5260 MHz (802.11a), 5270 MHz (HT40), 5290 MHz (VHT80), 5250 MHz (VHT160) and 5720 MHz (802.11a), 5710 MHz (HT40), 5690 MHz (VHT80), 5570 MHz (VHT160). The EUT is set up as a standalone device (no associated Client and no traffic)

A single radar Burst is generated for a minimum of 10 trials, and the response of the EUT is noted. The EUT must detect the Radar Waveform 90% or more of the time.

The radar frequency is increased in 1MHz steps, repeating the above test sequence, until the detection rate falls below 90%. The highest frequency at which detection is greater than or equal to 90% is denoted as FH.

The radar frequency is decreased in 1MHz steps, repeating the above test sequence, until the detection rate falls below 90%. The lowest frequency at which detection is greater than or equal to 90% is denoted as FL.

The U-NII Detection Bandwidth is calculated as follows:

U-NII Detection Bandwidth = FH – FL

The U-NII Detection Bandwidth must be at least 100% of the EUT transmitter 99% power Table of results are continued on the next page.

| UNII 2A / EUT Frequency=5260 MHz 802.11a (Detection = √ , No Detection = O) | | | | | | | | | | | |
|--|---|---|---|---|---|---|---|---|---|----|--------------------|
| Radar Frequency (MHz) | 1 | 2 | 3 | 4 | 5 | 6 | 7 | 8 | 9 | 10 | Detection Rate (%) |
| -14 | | | | | | | | | | | % |
| -13 | | | | | | | | | | | % |
| -12 | | | | | | | | | | | % |
| -11 | | | | | | | | | | | % |
| -10 | √ | O | O | | | | | | | | <90% |
| -9 | √ | √ | √ | √ | √ | √ | √ | √ | √ | √ | 100% |
| -8 | √ | √ | √ | √ | √ | √ | √ | √ | √ | √ | 100% |
| -7 | √ | √ | √ | √ | √ | √ | √ | √ | √ | √ | 100% |
| -6 | √ | √ | √ | √ | √ | √ | √ | √ | √ | √ | 100% |
| -5 | √ | √ | √ | √ | √ | √ | √ | √ | √ | √ | 100% |
| -4 | √ | √ | √ | √ | √ | √ | √ | √ | √ | √ | 100% |
| -3 | √ | √ | √ | √ | √ | √ | √ | √ | √ | √ | 100% |
| 2 | √ | √ | √ | √ | √ | √ | √ | √ | √ | √ | 100% |
| -1 | √ | √ | √ | √ | √ | √ | √ | √ | √ | √ | 100% |
| Frequency 5260 MHz | √ | √ | √ | √ | √ | √ | √ | √ | √ | √ | 100% |
| +1 | √ | √ | √ | √ | √ | √ | √ | √ | √ | √ | 100% |
| +2 | √ | √ | √ | √ | √ | √ | √ | √ | √ | √ | 100% |
| +3 | √ | √ | √ | √ | √ | √ | √ | √ | √ | √ | 100% |
| +4 | √ | √ | √ | √ | √ | √ | √ | √ | √ | √ | 100% |
| +5 | √ | √ | √ | √ | √ | √ | √ | √ | √ | √ | 100% |
| +6 | √ | √ | √ | √ | √ | √ | √ | √ | √ | √ | 100% |
| +7 | √ | √ | √ | √ | √ | √ | √ | √ | √ | √ | 100% |
| +8 | √ | √ | √ | √ | √ | √ | √ | √ | √ | √ | 100% |
| +9 | √ | √ | √ | √ | √ | √ | √ | √ | √ | √ | 100% |
| +10 | O | O | O | | | | | | | | <90% |
| +11 | | | | | | | | | | | % |
| +12 | | | | | | | | | | | % |
| +13 | | | | | | | | | | | % |
| +14 | | | | | | | | | | | % |
| Detection Bandwidth = $F_H - F_L = 5269 - 5251 = 18\text{MHz}$ | | | | | | | | | | | |
| EUT 99% Bandwidth = 16.780 MHz(ref. bandwidth channel 5260 MHz) | | | | | | | | | | | |
| $16.780 \text{ MHz} * 100\% = 16.780 \text{ MHz}$ | | | | | | | | | | | |
| For each frequency step the minimum percentage detection is 90% | | | | | | | | | | | |

| UNII 2C / EUT Frequency=5720 MHz 802.11a (Detection = √ , No Detection = O) | | | | | | | | | | | |
|--|---|---|---|---|---|---|---|---|---|----|--------------------|
| Radar Frequency (MHz) | 1 | 2 | 3 | 4 | 5 | 6 | 7 | 8 | 9 | 10 | Detection Rate (%) |
| -14 | | | | | | | | | | | % |
| -13 | | | | | | | | | | | % |
| -12 | | | | | | | | | | | % |
| -11 | | | | | | | | | | | % |
| -10 | O | O | | | | | | | | | <90% |
| -9 | √ | √ | √ | √ | √ | √ | √ | √ | √ | √ | 100% |
| -8 | √ | √ | √ | √ | √ | √ | √ | √ | √ | √ | 100% |
| -7 | √ | √ | √ | √ | √ | √ | √ | √ | √ | √ | 100% |
| -6 | √ | √ | √ | √ | √ | √ | √ | √ | √ | √ | 100% |
| -5 | √ | √ | √ | √ | √ | √ | √ | √ | √ | √ | 100% |
| -4 | √ | √ | √ | √ | √ | √ | √ | √ | √ | √ | 100% |
| -3 | √ | √ | √ | √ | √ | √ | √ | √ | √ | √ | 100% |
| 2 | √ | √ | √ | √ | √ | √ | √ | √ | √ | √ | 100% |
| -1 | √ | √ | √ | √ | √ | √ | √ | √ | √ | √ | 100% |
| Frequency 5720 MHz | √ | √ | √ | √ | √ | √ | √ | √ | √ | √ | 100% |
| +1 | √ | √ | √ | √ | √ | √ | √ | √ | √ | √ | 100% |
| +2 | √ | √ | √ | √ | √ | √ | √ | √ | √ | √ | 100% |
| +3 | √ | √ | √ | √ | √ | √ | √ | √ | √ | √ | 100% |
| +4 | √ | √ | √ | √ | √ | √ | √ | √ | √ | √ | 100% |
| +5 | √ | √ | √ | √ | √ | √ | √ | √ | √ | √ | 100% |
| +6 | √ | √ | √ | √ | √ | √ | √ | √ | √ | √ | 100% |
| +7 | √ | √ | √ | √ | √ | √ | √ | √ | √ | √ | 100% |
| +8 | √ | √ | √ | √ | √ | √ | √ | √ | √ | √ | 100% |
| +9 | √ | √ | √ | √ | √ | √ | √ | √ | √ | √ | 100% |
| +10 | √ | O | √ | O | O | | | | | | <90% |
| +11 | | | | | | | | | | | % |
| +12 | | | | | | | | | | | % |
| +13 | | | | | | | | | | | % |
| +14 | | | | | | | | | | | % |
| Detection Bandwidth = $F_H - F_L = 5729 - 5711 = 18\text{MHz}$ | | | | | | | | | | | |
| EUT 99% Bandwidth = 16.698 MHz (ref. bandwidth channel 5720 MHz) | | | | | | | | | | | |
| $16.698\text{ MHz} * 100\% = 16.698\text{ MHz}$ | | | | | | | | | | | |
| For each frequency step the minimum percentage detection is 90% | | | | | | | | | | | |

| UNII 2A / EUT Frequency=5270 MHz 802.11n HT40 (Detection = √ , No Detection = O) | | | | | | | | | | | |
|---|---|---|---|---|---|---|---|---|---|----|--------------------|
| Radar Frequency (MHz) | 1 | 2 | 3 | 4 | 5 | 6 | 7 | 8 | 9 | 10 | Detection Rate (%) |
| - 24 | | | | | | | | | | | |
| - 23 | | | | | | | | | | | |
| - 22 | O | O | | | | | | | | | <90% |
| - 21 | √ | √ | √ | √ | √ | √ | √ | √ | √ | √ | 100% |
| - 20 | √ | √ | √ | √ | √ | √ | √ | √ | √ | √ | 100% |
| -19 | √ | √ | √ | √ | √ | √ | √ | √ | √ | √ | 100% |
| -18 | √ | √ | √ | √ | √ | √ | √ | √ | √ | √ | 100% |
| -17 | √ | √ | √ | √ | √ | √ | √ | √ | √ | √ | 100% |
| -16 | √ | √ | √ | √ | √ | √ | √ | √ | √ | √ | 100% |
| -15 | √ | √ | √ | √ | √ | √ | √ | √ | √ | √ | 100% |
| -14 | √ | √ | √ | √ | √ | √ | √ | √ | √ | √ | 100% |
| -13 | √ | √ | √ | √ | √ | √ | √ | √ | √ | √ | 100% |
| -12 | √ | √ | √ | √ | √ | √ | √ | √ | √ | √ | 100% |
| -11 | √ | √ | √ | √ | √ | √ | √ | √ | √ | √ | 100% |
| -10 | √ | √ | √ | √ | √ | √ | √ | √ | √ | √ | 100% |
| -9 | √ | √ | √ | √ | √ | √ | √ | √ | √ | √ | 100% |
| -8 | √ | √ | √ | √ | √ | √ | √ | √ | √ | √ | 100% |
| -7 | √ | √ | √ | √ | √ | √ | √ | √ | √ | √ | 100% |
| -6 | √ | √ | √ | √ | √ | √ | √ | √ | √ | √ | 100% |
| -5 | √ | √ | √ | √ | √ | √ | √ | √ | √ | √ | 100% |
| -4 | √ | √ | √ | √ | √ | √ | √ | √ | √ | √ | 100% |
| -3 | √ | √ | √ | √ | √ | √ | √ | √ | √ | √ | 100% |
| 2 | √ | √ | √ | √ | √ | √ | √ | √ | √ | √ | 100% |
| -1 | √ | √ | √ | √ | √ | √ | √ | √ | √ | √ | 100% |
| Frequency 5270 MHz | √ | √ | √ | √ | √ | √ | √ | √ | √ | √ | 100% |

| UNII 2A / EUT Frequency=5270 MHz 802.11n HT40 (Detection = √ , No Detection = O) | | | | | | | | | | | |
|---|---|---|---|---|---|---|---|---|---|----|--------------------|
| Radar Frequency (MHz) | 1 | 2 | 3 | 4 | 5 | 6 | 7 | 8 | 9 | 10 | Detection Rate (%) |
| Frequency 5270 MHz | √ | √ | √ | √ | √ | √ | √ | √ | √ | √ | 100% |
| +1 | √ | √ | √ | √ | √ | √ | √ | √ | √ | √ | 100% |
| +2 | √ | √ | √ | √ | √ | √ | √ | √ | √ | √ | 100% |
| +3 | √ | √ | √ | √ | √ | √ | √ | √ | √ | √ | 100% |
| +4 | √ | √ | √ | √ | √ | √ | √ | √ | √ | √ | 100% |
| +5 | √ | √ | √ | √ | √ | √ | √ | √ | √ | √ | 100% |
| +6 | √ | √ | √ | √ | √ | √ | √ | √ | √ | √ | 100% |
| +7 | √ | √ | √ | √ | √ | √ | √ | √ | √ | √ | 100% |
| +8 | √ | √ | √ | √ | √ | √ | √ | √ | √ | √ | 100% |
| +9 | √ | √ | √ | √ | √ | √ | √ | √ | √ | √ | 100% |
| +10 | √ | √ | √ | √ | √ | √ | √ | √ | √ | √ | 100% |
| +11 | √ | √ | √ | √ | √ | √ | √ | √ | √ | √ | 100% |
| +12 | √ | √ | √ | √ | √ | √ | √ | √ | √ | √ | 100% |
| +13 | √ | √ | √ | √ | √ | √ | √ | √ | √ | √ | 100% |
| +14 | √ | √ | √ | √ | √ | √ | √ | √ | √ | √ | 100% |
| +15 | √ | √ | √ | √ | √ | √ | √ | √ | √ | √ | 100% |
| +16 | √ | √ | √ | √ | √ | √ | √ | √ | √ | √ | 100% |
| +17 | √ | √ | √ | √ | √ | √ | √ | √ | √ | √ | 100% |
| +18 | √ | √ | √ | √ | √ | √ | √ | √ | √ | √ | 100% |
| +19 | √ | √ | √ | √ | √ | √ | √ | √ | √ | √ | 100% |
| +20 | √ | √ | √ | √ | √ | √ | √ | √ | √ | √ | 100% |
| +21 | √ | √ | √ | √ | √ | √ | √ | √ | √ | √ | 100% |
| +22 | O | O | | | | | | | | | <90% |
| +23 | | | | | | | | | | | |
| +24 | | | | | | | | | | | |
| Detection Bandwidth = $F_H - F_L = 5291 - 5249 = 42\text{MHz}$ | | | | | | | | | | | |
| EUT 99% Bandwidth = 36.354 MHz (ref. bandwidth channel 5270 MHz) | | | | | | | | | | | |
| 36.354 MHz *100% = 36.354 MHz | | | | | | | | | | | |
| For each frequency step the minimum percentage detection is 90% | | | | | | | | | | | |

| UNII 2C / EUT Frequency=5710 MHz 802.11n HT40 (Detection = √, No Detection = O) | | | | | | | | | | | |
|--|---|---|---|---|---|---|---|---|---|----|--------------------|
| Radar Frequency (MHz) | 1 | 2 | 3 | 4 | 5 | 6 | 7 | 8 | 9 | 10 | Detection Rate (%) |
| -23 | | | | | | | | | | | |
| -22 | O | O | O | | | | | | | | <90% |
| -21 | √ | √ | √ | √ | √ | √ | √ | √ | √ | √ | 100% |
| -20 | √ | √ | √ | √ | √ | √ | √ | √ | √ | √ | 100% |
| -19 | √ | √ | √ | √ | √ | √ | √ | √ | √ | √ | 100% |
| -18 | √ | √ | √ | √ | √ | √ | √ | √ | √ | √ | 100% |
| -17 | √ | √ | √ | √ | √ | √ | √ | √ | √ | √ | 100% |
| -16 | √ | √ | √ | √ | √ | √ | √ | √ | √ | √ | 100% |
| -15 | √ | √ | √ | √ | √ | √ | √ | √ | √ | √ | 100% |
| -14 | √ | √ | √ | √ | √ | √ | √ | √ | √ | √ | 100% |
| -13 | √ | √ | √ | √ | √ | √ | √ | √ | √ | √ | 100% |
| -12 | √ | √ | √ | √ | √ | √ | √ | √ | √ | √ | 100% |
| -11 | √ | √ | √ | √ | √ | √ | √ | √ | √ | √ | 100% |
| -10 | √ | √ | √ | √ | √ | √ | √ | √ | √ | √ | 100% |
| -9 | √ | √ | √ | √ | √ | √ | √ | √ | √ | √ | 100% |
| -8 | √ | √ | √ | √ | √ | √ | √ | √ | √ | √ | 100% |
| -7 | √ | √ | √ | √ | √ | √ | √ | √ | √ | √ | 100% |
| -6 | √ | √ | √ | √ | √ | √ | √ | √ | √ | √ | 100% |
| -5 | √ | √ | √ | √ | √ | √ | √ | √ | √ | √ | 100% |
| -4 | √ | √ | √ | √ | √ | √ | √ | √ | √ | √ | 100% |
| -3 | √ | √ | √ | √ | √ | √ | √ | √ | √ | √ | 100% |
| 2 | √ | √ | √ | √ | √ | √ | √ | √ | √ | √ | 100% |
| -1 | √ | √ | √ | √ | √ | √ | √ | √ | √ | √ | 100% |
| Frequency 5710 MHz | √ | √ | √ | √ | √ | √ | √ | √ | √ | √ | 100% |

| UNII 2C / EUT Frequency=5710 MHz 802.11n HT40 (Detection = √ , No Detection = O) | | | | | | | | | | | |
|---|---|---|---|---|---|---|---|---|---|----|--------------------|
| Radar Frequency (MHz) | 1 | 2 | 3 | 4 | 5 | 6 | 7 | 8 | 9 | 10 | Detection Rate (%) |
| Frequency 5710 MHz | √ | √ | √ | √ | √ | √ | √ | √ | √ | √ | 100% |
| +1 | √ | √ | √ | √ | √ | √ | √ | √ | √ | √ | 100% |
| +2 | √ | √ | √ | √ | √ | √ | √ | √ | √ | √ | 100% |
| +3 | √ | √ | √ | √ | √ | √ | √ | √ | √ | √ | 100% |
| +4 | √ | √ | √ | √ | √ | √ | √ | √ | √ | √ | 100% |
| +5 | √ | √ | √ | √ | √ | √ | √ | √ | √ | √ | 100% |
| +6 | √ | √ | √ | √ | √ | √ | √ | √ | √ | √ | 100% |
| +7 | √ | √ | √ | √ | √ | √ | √ | √ | √ | √ | 100% |
| +8 | √ | √ | √ | √ | √ | √ | √ | √ | √ | √ | 100% |
| +9 | √ | √ | √ | √ | √ | √ | √ | √ | √ | √ | 100% |
| +10 | √ | √ | √ | √ | √ | √ | √ | √ | √ | √ | 100% |
| +11 | √ | √ | √ | √ | √ | √ | √ | √ | √ | √ | 100% |
| +12 | √ | √ | √ | √ | √ | √ | √ | √ | √ | √ | 100% |
| +13 | √ | √ | √ | √ | √ | √ | √ | √ | √ | √ | 100% |
| +14 | √ | √ | √ | √ | √ | √ | √ | √ | √ | √ | 100% |
| +15 | √ | √ | √ | √ | √ | √ | √ | √ | √ | √ | 100% |
| +16 | √ | √ | √ | √ | √ | √ | √ | √ | √ | √ | 100% |
| +17 | √ | √ | √ | √ | √ | √ | √ | √ | √ | √ | 100% |
| +18 | √ | √ | √ | √ | √ | √ | √ | √ | √ | √ | 100% |
| +19 | √ | √ | √ | √ | √ | √ | √ | √ | √ | √ | 100% |
| +20 | √ | O | O | | | | | | | | <90% |
| +21 | | | | | | | | | | | |
| +22 | | | | | | | | | | | |
| +23 | | | | | | | | | | | |
| Detection Bandwidth = FH – FL = 5729 – 5689 = 40MHz | | | | | | | | | | | |
| EUT 99% Bandwidth = 36.356 MHz (ref. bandwidth channel 5710 MHz) | | | | | | | | | | | |
| 36.356 MHz *100% = 36.356 MHz | | | | | | | | | | | |
| For each frequency step the minimum percentage detection is 90% | | | | | | | | | | | |

| UNII 2A / EUT Frequency=5290 MHz 802.11ac HT80 (Detection = √ , No Detection = O) | | | | | | | | | | | |
|--|---|---|---|---|---|---|---|---|---|----|--------------------|
| Radars Frequency (MHz) | 1 | 2 | 3 | 4 | 5 | 6 | 7 | 8 | 9 | 10 | Detection Rate (%) |
| -41 | O | O | | | | | | | | | <90% |
| -40 | √ | √ | √ | √ | √ | √ | √ | √ | √ | √ | 100% |
| -39 | √ | √ | √ | √ | √ | √ | √ | √ | √ | √ | 100% |
| -38 | √ | √ | √ | √ | √ | √ | √ | √ | √ | √ | 100% |
| -37 | √ | √ | √ | √ | √ | √ | √ | √ | √ | √ | 100% |
| -36 | √ | √ | √ | √ | √ | √ | √ | √ | √ | √ | 100% |
| -35 | √ | √ | √ | √ | √ | √ | √ | √ | √ | √ | 100% |
| -34 | √ | √ | √ | √ | √ | √ | √ | √ | √ | √ | 100% |
| -33 | √ | √ | √ | √ | √ | √ | √ | √ | √ | √ | 100% |
| -32 | √ | √ | √ | √ | √ | √ | √ | √ | √ | √ | 100% |
| -31 | √ | √ | √ | √ | √ | √ | √ | √ | √ | √ | 100% |
| -30 | √ | √ | √ | √ | √ | √ | √ | √ | √ | √ | 100% |
| -29 | √ | √ | √ | √ | √ | √ | √ | √ | √ | √ | 100% |
| -28 | √ | √ | √ | √ | √ | √ | √ | √ | √ | √ | 100% |
| -27 | √ | √ | √ | √ | √ | √ | √ | √ | √ | √ | 100% |
| -26 | √ | √ | √ | √ | √ | √ | √ | √ | √ | √ | 100% |
| -25 | √ | √ | √ | √ | √ | √ | √ | √ | √ | √ | 100% |
| -24 | √ | √ | √ | √ | √ | √ | √ | √ | √ | √ | 100% |
| -23 | √ | √ | √ | √ | √ | √ | √ | √ | √ | √ | 100% |
| -22 | √ | √ | √ | √ | √ | √ | √ | √ | √ | √ | 100% |
| -21 | √ | √ | √ | √ | √ | √ | √ | √ | √ | √ | 100% |
| -20 | √ | √ | √ | √ | √ | √ | √ | √ | √ | √ | 100% |
| -19 | √ | √ | √ | √ | √ | √ | √ | √ | √ | √ | 100% |
| -18 | √ | √ | √ | √ | √ | √ | √ | √ | √ | √ | 100% |
| -17 | √ | √ | √ | √ | √ | √ | √ | √ | √ | √ | 100% |
| -16 | √ | √ | √ | √ | √ | √ | √ | √ | √ | √ | 100% |
| -15 | √ | √ | √ | √ | √ | √ | √ | √ | √ | √ | 100% |
| -14 | √ | √ | √ | √ | √ | √ | √ | √ | √ | √ | 100% |
| -13 | √ | √ | √ | √ | √ | √ | √ | √ | √ | √ | 100% |
| -12 | √ | √ | √ | √ | √ | √ | √ | √ | √ | √ | 100% |
| -11 | √ | √ | √ | √ | √ | √ | √ | √ | √ | √ | 100% |
| -10 | √ | √ | √ | √ | √ | √ | √ | √ | √ | √ | 100% |
| -9 | √ | √ | √ | √ | √ | √ | √ | √ | √ | √ | 100% |
| -8 | √ | √ | √ | √ | √ | √ | √ | √ | √ | √ | 100% |
| -7 | √ | √ | √ | √ | √ | √ | √ | √ | √ | √ | 100% |
| -6 | √ | √ | √ | √ | √ | √ | √ | √ | √ | √ | 100% |

| | | | | | | | | | | | |
|--------------------|---|---|---|---|---|---|---|---|---|---|------|
| -5 | √ | √ | √ | √ | √ | √ | √ | √ | √ | √ | 100% |
| -4 | √ | √ | √ | √ | √ | √ | √ | √ | √ | √ | 100% |
| -3 | √ | √ | √ | √ | √ | √ | √ | √ | √ | √ | 100% |
| 2 | √ | √ | √ | √ | √ | √ | √ | √ | √ | √ | 100% |
| -1 | √ | √ | √ | √ | √ | √ | √ | √ | √ | √ | 100% |
| Frequency 5290 MHz | √ | √ | √ | √ | √ | √ | √ | √ | √ | √ | 100% |

| UNII 2A / EUT Frequency=5290 MHz 802.11ac HT80 (Detection = √ , No Detection = O) | | | | | | | | | | | |
|--|---|---|---|---|---|---|---|---|---|----|--------------------|
| Radar Frequency (MHz) | 1 | 2 | 3 | 4 | 5 | 6 | 7 | 8 | 9 | 10 | Detection Rate (%) |
| Frequency 5290 MHz | √ | √ | √ | √ | √ | √ | √ | √ | √ | √ | 100% |
| +1 | √ | √ | √ | √ | √ | √ | √ | √ | √ | √ | 100% |
| +2 | √ | √ | √ | √ | √ | √ | √ | √ | √ | √ | 100% |
| +3 | √ | √ | √ | √ | √ | √ | √ | √ | √ | √ | 100% |
| +4 | √ | √ | √ | √ | √ | √ | √ | √ | √ | √ | 100% |
| +5 | √ | √ | √ | √ | √ | √ | √ | √ | √ | √ | 100% |
| +6 | √ | √ | √ | √ | √ | √ | √ | √ | √ | √ | 100% |
| +7 | √ | √ | √ | √ | √ | √ | √ | √ | √ | √ | 100% |
| +8 | √ | √ | √ | √ | √ | √ | √ | √ | √ | √ | 100% |
| +9 | √ | √ | √ | √ | √ | √ | √ | √ | √ | √ | 100% |
| +10 | √ | √ | √ | √ | √ | √ | √ | √ | √ | √ | 100% |
| +11 | √ | √ | √ | √ | √ | √ | √ | √ | √ | √ | 100% |
| +12 | √ | √ | √ | √ | √ | √ | √ | √ | √ | √ | 100% |
| +13 | √ | √ | √ | √ | √ | √ | √ | √ | √ | √ | 100% |
| +14 | √ | √ | √ | √ | √ | √ | √ | √ | √ | √ | 100% |
| +15 | √ | √ | √ | √ | √ | √ | √ | √ | √ | √ | 100% |
| +16 | √ | √ | √ | √ | √ | √ | √ | √ | √ | √ | 100% |
| +17 | √ | √ | √ | √ | √ | √ | √ | √ | √ | √ | 100% |
| +18 | √ | √ | √ | √ | √ | √ | √ | √ | √ | √ | 100% |
| +19 | √ | √ | √ | √ | √ | √ | √ | √ | √ | √ | 100% |
| +20 | √ | √ | √ | √ | √ | √ | √ | √ | √ | √ | 100% |
| +21 | √ | √ | √ | √ | √ | √ | √ | √ | √ | √ | 100% |
| +22 | √ | √ | √ | √ | √ | √ | √ | √ | √ | √ | 100% |
| +23 | √ | √ | √ | √ | √ | √ | √ | √ | √ | √ | 100% |
| +24 | √ | √ | √ | √ | √ | √ | √ | √ | √ | √ | 100% |
| +25 | √ | √ | √ | √ | √ | √ | √ | √ | √ | √ | 100% |
| +26 | √ | √ | √ | √ | √ | √ | √ | √ | √ | √ | 100% |
| +27 | √ | √ | √ | √ | √ | √ | √ | √ | √ | √ | 100% |
| +28 | √ | √ | √ | √ | √ | √ | √ | √ | √ | √ | 100% |
| +29 | √ | √ | √ | √ | √ | √ | √ | √ | √ | √ | 100% |
| +30 | √ | √ | √ | √ | √ | √ | √ | √ | √ | √ | 100% |
| +31 | √ | √ | √ | √ | √ | √ | √ | √ | √ | √ | 100% |
| +32 | √ | √ | √ | √ | √ | √ | √ | √ | √ | √ | 100% |
| +33 | √ | √ | √ | √ | √ | √ | √ | √ | √ | √ | 100% |
| +34 | √ | √ | √ | √ | √ | √ | √ | √ | √ | √ | 100% |
| +35 | √ | √ | √ | √ | √ | √ | √ | √ | √ | √ | 100% |

| | | | | | | | | | | | |
|--|---|---|---|---|---|---|---|---|---|---|------|
| +36 | √ | √ | √ | √ | √ | √ | √ | √ | √ | √ | 100% |
| +37 | √ | √ | √ | √ | √ | √ | √ | √ | √ | √ | 100% |
| +38 | √ | √ | √ | √ | √ | √ | √ | √ | √ | √ | 100% |
| +39 | √ | √ | √ | √ | √ | √ | √ | √ | √ | √ | 100% |
| +40 | √ | √ | √ | √ | √ | √ | √ | √ | √ | √ | 100% |
| +41 | √ | √ | √ | √ | √ | √ | √ | √ | √ | √ | 100% |
| +42 | ○ | ○ | | | | | | | | | <90% |
| Detection Bandwidth = $F_H - F_L = 5331 - 5250 = 81\text{MHz}$ | | | | | | | | | | | |
| EUT 99% Bandwidth = 75.815 MHz (ref. bandwidth channel 5290 MHz) | | | | | | | | | | | |
| $75.815\text{ MHz} * 100\% = 75.815\text{MHz}$ | | | | | | | | | | | |
| For each frequency step the minimum percentage detection is 90% | | | | | | | | | | | |

| UNII 2C / EUT Frequency=5690 MHz 802.11ac HT80 (Detection = √ , No Detection = O) | | | | | | | | | | | |
|--|---|---|---|---|---|---|---|---|---|----|--------------------|
| Radars Frequency (MHz) | 1 | 2 | 3 | 4 | 5 | 6 | 7 | 8 | 9 | 10 | Detection Rate (%) |
| -42 | O | O | | | | | | | | | <90% |
| -41 | √ | √ | √ | √ | √ | √ | √ | √ | √ | √ | 100% |
| -40 | √ | √ | √ | √ | √ | √ | √ | √ | √ | √ | 100% |
| -39 | √ | √ | √ | √ | √ | √ | √ | √ | √ | √ | 100% |
| -38 | √ | √ | √ | √ | √ | √ | √ | √ | √ | √ | 100% |
| -37 | √ | √ | √ | √ | √ | √ | √ | √ | √ | √ | 100% |
| -36 | √ | √ | √ | √ | √ | √ | √ | √ | √ | √ | 100% |
| -35 | √ | √ | √ | √ | √ | √ | √ | √ | √ | √ | 100% |
| -34 | √ | √ | √ | √ | √ | √ | √ | √ | √ | √ | 100% |
| -33 | √ | √ | √ | √ | √ | √ | √ | √ | √ | √ | 100% |
| -32 | √ | √ | √ | √ | √ | √ | √ | √ | √ | √ | 100% |
| -31 | √ | √ | √ | √ | √ | √ | √ | √ | √ | √ | 100% |
| -30 | √ | √ | √ | √ | √ | √ | √ | √ | √ | √ | 100% |
| -29 | √ | √ | √ | √ | √ | √ | √ | √ | √ | √ | 100% |
| -28 | √ | √ | √ | √ | √ | √ | √ | √ | √ | √ | 100% |
| -27 | √ | √ | √ | √ | √ | √ | √ | √ | √ | √ | 100% |
| -26 | √ | √ | √ | √ | √ | √ | √ | √ | √ | √ | 100% |
| -25 | √ | √ | √ | √ | √ | √ | √ | √ | √ | √ | 100% |
| -24 | √ | √ | √ | √ | √ | √ | √ | √ | √ | √ | 100% |
| -23 | √ | √ | √ | √ | √ | √ | √ | √ | √ | √ | 100% |
| -22 | √ | √ | √ | √ | √ | √ | √ | √ | √ | √ | 100% |
| -21 | √ | √ | √ | √ | √ | √ | √ | √ | √ | √ | 100% |
| -20 | √ | √ | √ | √ | √ | √ | √ | √ | √ | √ | 100% |
| -19 | √ | √ | √ | √ | √ | √ | √ | √ | √ | √ | 100% |
| -18 | √ | √ | √ | √ | √ | √ | √ | √ | √ | √ | 100% |
| -17 | √ | √ | √ | √ | √ | √ | √ | √ | √ | √ | 100% |
| -16 | √ | √ | √ | √ | √ | √ | √ | √ | √ | √ | 100% |
| -15 | √ | √ | √ | √ | √ | √ | √ | √ | √ | √ | 100% |
| -14 | √ | √ | √ | √ | √ | √ | √ | √ | √ | √ | 100% |
| -13 | √ | √ | √ | √ | √ | √ | √ | √ | √ | √ | 100% |
| -12 | √ | √ | √ | √ | √ | √ | √ | √ | √ | √ | 100% |
| -11 | √ | √ | √ | √ | √ | √ | √ | √ | √ | √ | 100% |
| -10 | √ | √ | √ | √ | √ | √ | √ | √ | √ | √ | 100% |
| -9 | √ | √ | √ | √ | √ | √ | √ | √ | √ | √ | 100% |
| -8 | √ | √ | √ | √ | √ | √ | √ | √ | √ | √ | 100% |

| | | | | | | | | | | | |
|--------------------|---|---|---|---|---|---|---|---|---|---|------|
| -7 | √ | √ | √ | √ | √ | √ | √ | √ | √ | √ | 100% |
| -6 | √ | √ | √ | √ | √ | √ | √ | √ | √ | √ | 100% |
| -5 | √ | √ | √ | √ | √ | √ | √ | √ | √ | √ | 100% |
| -4 | √ | √ | √ | √ | √ | √ | √ | √ | √ | √ | 100% |
| -3 | √ | √ | √ | √ | √ | √ | √ | √ | √ | √ | 100% |
| 2 | √ | √ | √ | √ | √ | √ | √ | √ | √ | √ | 100% |
| -1 | √ | √ | √ | √ | √ | √ | √ | √ | √ | √ | 100% |
| Frequency 5690 MHz | √ | √ | √ | √ | √ | √ | √ | √ | √ | √ | 100% |

| UNII 2C / EUT Frequency=5690 MHz 802.11ac HT80 (Detection = √ , No Detection = O) | | | | | | | | | | | |
|--|---|---|---|---|---|---|---|---|---|----|--------------------|
| Radars Frequency (MHz) | 1 | 2 | 3 | 4 | 5 | 6 | 7 | 8 | 9 | 10 | Detection Rate (%) |
| Frequency 5690 MHz | √ | √ | √ | √ | √ | √ | √ | √ | √ | √ | 100% |
| +1 | √ | √ | √ | √ | √ | √ | √ | √ | √ | √ | 100% |
| +2 | √ | √ | √ | √ | √ | √ | √ | √ | √ | √ | 100% |
| +3 | √ | √ | √ | √ | √ | √ | √ | √ | √ | √ | 100% |
| +4 | √ | √ | √ | √ | √ | √ | √ | √ | √ | √ | 100% |
| +5 | √ | √ | √ | √ | √ | √ | √ | √ | √ | √ | 100% |
| +6 | √ | √ | √ | √ | √ | √ | √ | √ | √ | √ | 100% |
| +7 | √ | √ | √ | √ | √ | √ | √ | √ | √ | √ | 100% |
| +8 | √ | √ | √ | √ | √ | √ | √ | √ | √ | √ | 100% |
| +9 | √ | √ | √ | √ | √ | √ | √ | √ | √ | √ | 100% |
| +10 | √ | √ | √ | √ | √ | √ | √ | √ | √ | √ | 100% |
| +11 | √ | √ | √ | √ | √ | √ | √ | √ | √ | √ | 100% |
| +12 | √ | √ | √ | √ | √ | √ | √ | √ | √ | √ | 100% |
| +13 | √ | √ | √ | √ | √ | √ | √ | √ | √ | √ | 100% |
| +14 | √ | √ | √ | √ | √ | √ | √ | √ | √ | √ | 100% |
| +15 | √ | √ | √ | √ | √ | √ | √ | √ | √ | √ | 100% |
| +16 | √ | √ | √ | √ | √ | √ | √ | √ | √ | √ | 100% |
| +17 | √ | √ | √ | √ | √ | √ | √ | √ | √ | √ | 100% |
| +18 | √ | √ | √ | √ | √ | √ | √ | √ | √ | √ | 100% |
| +19 | √ | √ | √ | √ | √ | √ | √ | √ | √ | √ | 100% |
| +20 | √ | √ | √ | √ | √ | √ | √ | √ | √ | √ | 100% |
| +21 | √ | √ | √ | √ | √ | √ | √ | √ | √ | √ | 100% |
| +22 | √ | √ | √ | √ | √ | √ | √ | √ | √ | √ | 100% |
| +23 | √ | √ | √ | √ | √ | √ | √ | √ | √ | √ | 100% |
| +24 | √ | √ | √ | √ | √ | √ | √ | √ | √ | √ | 100% |
| +25 | √ | √ | √ | √ | √ | √ | √ | √ | √ | √ | 100% |
| +26 | √ | √ | √ | √ | √ | √ | √ | √ | √ | √ | 100% |
| +27 | √ | √ | √ | √ | √ | √ | √ | √ | √ | √ | 100% |
| +28 | √ | √ | √ | √ | √ | √ | √ | √ | √ | √ | 100% |
| +29 | √ | √ | √ | √ | √ | √ | √ | √ | √ | √ | 100% |
| +30 | √ | √ | √ | √ | √ | √ | √ | √ | √ | √ | 100% |
| +31 | √ | √ | √ | √ | √ | √ | √ | √ | √ | √ | 100% |
| +32 | √ | √ | √ | √ | √ | √ | √ | √ | √ | √ | 100% |
| +33 | √ | √ | √ | √ | √ | √ | √ | √ | √ | √ | 100% |
| +34 | √ | √ | √ | √ | √ | √ | √ | √ | √ | √ | 100% |

| | | | | | | | | | | | |
|--|---|---|---|---|---|---|---|---|---|---|------|
| +35 | √ | √ | √ | √ | √ | √ | √ | √ | √ | √ | 100% |
| +36 | √ | √ | √ | √ | √ | √ | √ | √ | √ | √ | 100% |
| +37 | √ | √ | √ | √ | √ | √ | √ | √ | √ | √ | 100% |
| +38 | √ | √ | √ | √ | √ | √ | √ | √ | √ | √ | 100% |
| +39 | √ | √ | √ | √ | √ | √ | √ | √ | √ | √ | 100% |
| +40 | √ | √ | √ | √ | √ | √ | √ | √ | √ | √ | 100% |
| +41 | √ | √ | √ | √ | √ | √ | √ | √ | √ | √ | 100% |
| +42 | ○ | ○ | ○ | | | | | | | | <90% |
| Detection Bandwidth = $F_H - F_L = 5731 - 5649 = 82\text{MHz}$ | | | | | | | | | | | |
| EUT 99% Bandwidth = 75.740 MHz (ref. bandwidth channel 5690 MHz) | | | | | | | | | | | |
| $75.740\text{ MHz} * 100\% = 75.740\text{ MHz}$ | | | | | | | | | | | |
| For each frequency step the minimum percentage detection is 90% | | | | | | | | | | | |

| UNII 2C / EUT Frequency=5250 MHz 802.11ac HT160 (Detection = √ , No Detection = O) | | | | | | | | | | | |
|---|---|---|---|---|---|---|---|---|---|----|--------------------|
| Radar Frequency (MHz) | 1 | 2 | 3 | 4 | 5 | 6 | 7 | 8 | 9 | 10 | Detection Rate (%) |
| Frequency 5250 MHz | √ | √ | √ | √ | √ | √ | √ | √ | √ | √ | 100% |
| +1 | √ | √ | √ | √ | √ | √ | √ | √ | √ | √ | 100% |
| +2 | √ | √ | √ | √ | √ | √ | √ | √ | √ | √ | 100% |
| +3 | √ | √ | √ | √ | √ | √ | √ | √ | √ | √ | 100% |
| +4 | √ | √ | √ | √ | √ | √ | √ | √ | √ | √ | 100% |
| +5 | √ | √ | √ | √ | √ | √ | √ | √ | √ | √ | 100% |
| +6 | √ | √ | √ | √ | √ | √ | √ | √ | √ | √ | 100% |
| +7 | √ | √ | √ | √ | √ | √ | √ | √ | √ | √ | 100% |
| +8 | √ | √ | √ | √ | √ | √ | √ | √ | √ | √ | 100% |
| +9 | √ | √ | √ | √ | √ | √ | √ | √ | √ | √ | 100% |
| +10 | √ | √ | √ | √ | √ | √ | √ | √ | √ | √ | 100% |
| +11 | √ | √ | √ | √ | √ | √ | √ | √ | √ | √ | 100% |
| +12 | √ | √ | √ | √ | √ | √ | √ | √ | √ | √ | 100% |
| +13 | √ | √ | √ | √ | √ | √ | √ | √ | √ | √ | 100% |
| +14 | √ | √ | √ | √ | √ | √ | √ | √ | √ | √ | 100% |
| +15 | √ | √ | √ | √ | √ | √ | √ | √ | √ | √ | 100% |
| +16 | √ | √ | √ | √ | √ | √ | √ | √ | √ | √ | 100% |
| +17 | √ | √ | √ | √ | √ | √ | √ | √ | √ | √ | 100% |
| +18 | √ | √ | √ | √ | √ | √ | √ | √ | √ | √ | 100% |
| +19 | √ | √ | √ | √ | √ | √ | √ | √ | √ | √ | 100% |
| +20 | √ | √ | √ | √ | √ | √ | √ | √ | √ | √ | 100% |
| +21 | √ | √ | √ | √ | √ | √ | √ | √ | √ | √ | 100% |
| +22 | √ | √ | √ | √ | √ | √ | √ | √ | √ | √ | 100% |
| +23 | √ | √ | √ | √ | √ | √ | √ | √ | √ | √ | 100% |
| +24 | √ | √ | √ | √ | √ | √ | √ | √ | √ | √ | 100% |
| +25 | √ | √ | √ | √ | √ | √ | √ | √ | √ | √ | 100% |
| +26 | √ | √ | √ | √ | √ | √ | √ | √ | √ | √ | 100% |
| +27 | √ | √ | √ | √ | √ | √ | √ | √ | √ | √ | 100% |
| +28 | √ | √ | √ | √ | √ | √ | √ | √ | √ | √ | 100% |
| +29 | √ | √ | √ | √ | √ | √ | √ | √ | √ | √ | 100% |
| +30 | √ | √ | √ | √ | √ | √ | √ | √ | √ | √ | 100% |
| +31 | √ | √ | √ | √ | √ | √ | √ | √ | √ | √ | 100% |
| +32 | √ | √ | √ | √ | √ | √ | √ | √ | √ | √ | 100% |
| +33 | √ | √ | √ | √ | √ | √ | √ | √ | √ | √ | 100% |
| +34 | √ | √ | √ | √ | √ | √ | √ | √ | √ | √ | 100% |

| | | | | | | | | | | | |
|-----|---|---|---|---|---|---|---|---|---|---|------|
| +35 | √ | √ | √ | √ | √ | √ | √ | √ | √ | √ | 100% |
| +36 | √ | √ | √ | √ | √ | √ | √ | √ | √ | √ | 100% |
| +37 | √ | √ | √ | √ | √ | √ | √ | √ | √ | √ | 100% |
| +38 | √ | √ | √ | √ | √ | √ | √ | √ | √ | √ | 100% |
| +39 | √ | √ | √ | √ | √ | √ | √ | √ | √ | √ | 100% |
| +40 | √ | √ | √ | √ | √ | √ | √ | √ | √ | √ | 100% |
| +41 | √ | √ | √ | √ | √ | √ | √ | √ | √ | √ | 100% |
| +42 | √ | √ | √ | √ | √ | √ | √ | √ | √ | √ | 100% |
| +43 | √ | √ | √ | √ | √ | √ | √ | √ | √ | √ | 100% |
| +44 | √ | √ | √ | √ | √ | √ | √ | √ | √ | √ | 100% |
| +45 | √ | √ | √ | √ | √ | √ | √ | √ | √ | √ | 100% |
| +46 | √ | √ | √ | √ | √ | √ | √ | √ | √ | √ | 100% |
| +47 | √ | √ | √ | √ | √ | √ | √ | √ | √ | √ | 100% |
| +48 | √ | √ | √ | √ | √ | √ | √ | √ | √ | √ | 100% |
| +49 | √ | √ | √ | √ | √ | √ | √ | √ | √ | √ | 100% |
| +50 | √ | √ | √ | √ | √ | √ | √ | √ | √ | √ | 100% |
| +51 | √ | √ | √ | √ | √ | √ | √ | √ | √ | √ | 100% |
| +52 | √ | √ | √ | √ | √ | √ | √ | √ | √ | √ | 100% |
| +53 | √ | √ | √ | √ | √ | √ | √ | √ | √ | √ | 100% |
| +54 | √ | √ | √ | √ | √ | √ | √ | √ | √ | √ | 100% |
| +55 | √ | √ | √ | √ | √ | √ | √ | √ | √ | √ | 100% |
| +56 | √ | √ | √ | √ | √ | √ | √ | √ | √ | √ | 100% |
| +57 | √ | √ | √ | √ | √ | √ | √ | √ | √ | √ | 100% |
| +58 | √ | √ | √ | √ | √ | √ | √ | √ | √ | √ | 100% |
| +59 | √ | √ | √ | √ | √ | √ | √ | √ | √ | √ | 100% |
| +60 | √ | √ | √ | √ | √ | √ | √ | √ | √ | √ | 100% |
| +61 | √ | √ | √ | √ | √ | √ | √ | √ | √ | √ | 100% |
| +62 | √ | √ | √ | √ | √ | √ | √ | √ | √ | √ | 100% |
| +63 | √ | √ | √ | √ | √ | √ | √ | √ | √ | √ | 100% |
| +64 | √ | √ | √ | √ | √ | √ | √ | √ | √ | √ | 100% |
| +65 | √ | √ | √ | √ | √ | √ | √ | √ | √ | √ | 100% |
| +66 | √ | √ | √ | √ | √ | √ | √ | √ | √ | √ | 100% |
| +67 | √ | √ | √ | √ | √ | √ | √ | √ | √ | √ | 100% |
| +68 | √ | √ | √ | √ | √ | √ | √ | √ | √ | √ | 100% |
| +69 | √ | √ | √ | √ | √ | √ | √ | √ | √ | √ | 100% |
| +70 | √ | √ | √ | √ | √ | √ | √ | √ | √ | √ | 100% |
| +71 | √ | √ | √ | √ | √ | √ | √ | √ | √ | √ | 100% |
| +72 | √ | √ | √ | √ | √ | √ | √ | √ | √ | √ | 100% |

| | | | | | | | | | | | |
|---|---|---|---|---|---|---|---|---|---|---|------|
| +73 | √ | √ | √ | √ | √ | √ | √ | √ | √ | √ | 100% |
| +74 | √ | √ | √ | √ | √ | √ | √ | √ | √ | √ | 100% |
| +75 | √ | √ | √ | √ | √ | √ | √ | √ | √ | √ | 100% |
| +76 | √ | √ | √ | √ | √ | √ | √ | √ | √ | √ | 100% |
| +77 | √ | √ | √ | √ | √ | √ | √ | √ | √ | √ | 100% |
| +78 | √ | √ | √ | √ | √ | √ | √ | √ | √ | √ | 100% |
| +79 | √ | √ | √ | √ | √ | √ | √ | √ | √ | √ | 100% |
| +80 | √ | √ | √ | √ | √ | √ | √ | √ | √ | √ | 100% |
| +81 | ○ | ○ | ○ | | | | | | | | <90% |
| Detection Bandwidth = $F_H - F_L = 5330 - 5250 = 80\text{MHz}$ | | | | | | | | | | | |
| EUT 99% Bandwidth = 75.755 (ref. bandwidth channel 5250 MHz) | | | | | | | | | | | |
| $75.755\text{ MHz} * 100\% = 75.755\text{ MHz}$ | | | | | | | | | | | |
| For each frequency step the minimum percentage detection is 90% | | | | | | | | | | | |

| UNII 2A / EUT Frequency=5570 MHz 802.11ac HT160 (Detection = √ , No Detection = O) | | | | | | | | | | | |
|---|---|---|---|---|---|---|---|---|---|----|--------------------|
| Radars Frequency (MHz) | 1 | 2 | 3 | 4 | 5 | 6 | 7 | 8 | 9 | 10 | Detection Rate (%) |
| -82 | √ | √ | √ | O | O | | | | | | <90% |
| -81 | √ | √ | √ | √ | √ | √ | √ | √ | √ | √ | 100% |
| -80 | √ | √ | √ | √ | √ | √ | √ | √ | √ | √ | 100% |
| -79 | √ | √ | √ | √ | √ | √ | √ | √ | √ | √ | 100% |
| -78 | √ | √ | √ | √ | √ | √ | √ | √ | √ | √ | 100% |
| -77 | √ | √ | √ | √ | √ | √ | √ | √ | √ | √ | 100% |
| -76 | √ | √ | √ | √ | √ | √ | √ | √ | √ | √ | 100% |
| -75 | √ | √ | √ | √ | √ | √ | √ | √ | √ | √ | 100% |
| -74 | √ | √ | √ | √ | √ | √ | √ | √ | √ | √ | 100% |
| -73 | √ | √ | √ | √ | √ | √ | √ | √ | √ | √ | 100% |
| -72 | √ | √ | √ | √ | √ | √ | √ | √ | √ | √ | 100% |
| -71 | √ | √ | √ | √ | √ | √ | √ | √ | √ | √ | 100% |
| -70 | √ | √ | √ | √ | √ | √ | √ | √ | √ | √ | 100% |
| -69 | √ | √ | √ | √ | √ | √ | √ | √ | √ | √ | 100% |
| -68 | √ | √ | √ | √ | √ | √ | √ | √ | √ | √ | 100% |
| -67 | √ | √ | √ | √ | √ | √ | √ | √ | √ | √ | 100% |
| -66 | √ | √ | √ | √ | √ | √ | √ | √ | √ | √ | 100% |
| -65 | √ | √ | √ | √ | √ | √ | √ | √ | √ | √ | 100% |
| -64 | √ | √ | √ | √ | √ | √ | √ | √ | √ | √ | 100% |
| -63 | √ | √ | √ | √ | √ | √ | √ | √ | √ | √ | 100% |
| -62 | √ | √ | √ | √ | √ | √ | √ | √ | √ | √ | 100% |
| -61 | √ | √ | √ | √ | √ | √ | √ | √ | √ | √ | 100% |
| -60 | √ | √ | √ | √ | √ | √ | √ | √ | √ | √ | 100% |
| -59 | √ | √ | √ | √ | √ | √ | √ | √ | √ | √ | 100% |
| -58 | √ | √ | √ | √ | √ | √ | √ | √ | √ | √ | 100% |
| -57 | √ | √ | √ | √ | √ | √ | √ | √ | √ | √ | 100% |
| -56 | √ | √ | √ | √ | √ | √ | √ | √ | √ | √ | 100% |
| -55 | √ | √ | √ | √ | √ | √ | √ | √ | √ | √ | 100% |
| -54 | √ | √ | √ | √ | √ | √ | √ | √ | √ | √ | 100% |
| -53 | √ | √ | √ | √ | √ | √ | √ | √ | √ | √ | 100% |
| -52 | √ | √ | √ | √ | √ | √ | √ | √ | √ | √ | 100% |
| -51 | √ | √ | √ | √ | √ | √ | √ | √ | √ | √ | 100% |
| -50 | √ | √ | √ | √ | √ | √ | √ | √ | √ | √ | 100% |
| -49 | √ | √ | √ | √ | √ | √ | √ | √ | √ | √ | 100% |
| -48 | √ | √ | √ | √ | √ | √ | √ | √ | √ | √ | 100% |

| | | | | | | | | | | | |
|-----|---|---|---|---|---|---|---|---|---|---|------|
| -47 | √ | √ | √ | √ | √ | √ | √ | √ | √ | √ | 100% |
| -46 | √ | √ | √ | √ | √ | √ | √ | √ | √ | √ | 100% |
| -45 | √ | √ | √ | √ | √ | √ | √ | √ | √ | √ | 100% |
| -44 | √ | √ | √ | √ | √ | √ | √ | √ | √ | √ | 100% |
| -43 | √ | √ | √ | √ | √ | √ | √ | √ | √ | √ | 100% |
| -42 | √ | √ | √ | √ | √ | √ | √ | √ | √ | √ | 100% |
| -41 | √ | √ | √ | √ | √ | √ | √ | √ | √ | √ | 100% |
| -40 | √ | √ | √ | √ | √ | √ | √ | √ | √ | √ | 100% |
| -39 | √ | √ | √ | √ | √ | √ | √ | √ | √ | √ | 100% |
| -38 | √ | √ | √ | √ | √ | √ | √ | √ | √ | √ | 100% |
| -37 | √ | √ | √ | √ | √ | √ | √ | √ | √ | √ | 100% |
| -36 | √ | √ | √ | √ | √ | √ | √ | √ | √ | √ | 100% |
| -35 | √ | √ | √ | √ | √ | √ | √ | √ | √ | √ | 100% |
| -34 | √ | √ | √ | √ | √ | √ | √ | √ | √ | √ | 100% |
| -33 | √ | √ | √ | √ | √ | √ | √ | √ | √ | √ | 100% |
| -32 | √ | √ | √ | √ | √ | √ | √ | √ | √ | √ | 100% |
| -31 | √ | √ | √ | √ | √ | √ | √ | √ | √ | √ | 100% |
| -30 | √ | √ | √ | √ | √ | √ | √ | √ | √ | √ | 100% |
| -29 | √ | √ | √ | √ | √ | √ | √ | √ | √ | √ | 100% |
| -28 | √ | √ | √ | √ | √ | √ | √ | √ | √ | √ | 100% |
| -27 | √ | √ | √ | √ | √ | √ | √ | √ | √ | √ | 100% |
| -26 | √ | √ | √ | √ | √ | √ | √ | √ | √ | √ | 100% |
| -25 | √ | √ | √ | √ | √ | √ | √ | √ | √ | √ | 100% |
| -24 | √ | √ | √ | √ | √ | √ | √ | √ | √ | √ | 100% |
| -23 | √ | √ | √ | √ | √ | √ | √ | √ | √ | √ | 100% |
| -22 | √ | √ | √ | √ | √ | √ | √ | √ | √ | √ | 100% |
| -21 | √ | √ | √ | √ | √ | √ | √ | √ | √ | √ | 100% |
| -20 | √ | √ | √ | √ | √ | √ | √ | √ | √ | √ | 100% |
| -19 | √ | √ | √ | √ | √ | √ | √ | √ | √ | √ | 100% |
| -18 | √ | √ | √ | √ | √ | √ | √ | √ | √ | √ | 100% |
| -17 | √ | √ | √ | √ | √ | √ | √ | √ | √ | √ | 100% |
| -16 | √ | √ | √ | √ | √ | √ | √ | √ | √ | √ | 100% |
| -15 | √ | √ | √ | √ | √ | √ | √ | √ | √ | √ | 100% |
| -14 | √ | √ | √ | √ | √ | √ | √ | √ | √ | √ | 100% |
| -13 | √ | √ | √ | √ | √ | √ | √ | √ | √ | √ | 100% |
| -12 | √ | √ | √ | √ | √ | √ | √ | √ | √ | √ | 100% |
| -11 | √ | √ | √ | √ | √ | √ | √ | √ | √ | √ | 100% |
| -10 | √ | √ | √ | √ | √ | √ | √ | √ | √ | √ | 100% |

| | | | | | | | | | | | |
|--------------------|---|---|---|---|---|---|---|---|---|---|------|
| -9 | √ | √ | √ | √ | √ | √ | √ | √ | √ | √ | 100% |
| -8 | √ | √ | √ | √ | √ | √ | √ | √ | √ | √ | 100% |
| -7 | √ | √ | √ | √ | √ | √ | √ | √ | √ | √ | 100% |
| -6 | √ | √ | √ | √ | √ | √ | √ | √ | √ | √ | 100% |
| -5 | √ | √ | √ | √ | √ | √ | √ | √ | √ | √ | 100% |
| -4 | √ | √ | √ | √ | √ | √ | √ | √ | √ | √ | 100% |
| -3 | √ | √ | √ | √ | √ | √ | √ | √ | √ | √ | 100% |
| 2 | √ | √ | √ | √ | √ | √ | √ | √ | √ | √ | 100% |
| -1 | √ | √ | √ | √ | √ | √ | √ | √ | √ | √ | 100% |
| Frequency 5570 MHz | √ | √ | √ | √ | √ | √ | √ | √ | √ | √ | 100% |

| UNII 2C / EUT Frequency=5570 MHz 802.11ac HT160 (Detection = √ , No Detection = O) | | | | | | | | | | | |
|---|---|---|---|---|---|---|---|---|---|----|--------------------|
| Radars Frequency (MHz) | 1 | 2 | 3 | 4 | 5 | 6 | 7 | 8 | 9 | 10 | Detection Rate (%) |
| Frequency 5570 MHz | √ | √ | √ | √ | √ | √ | √ | √ | √ | √ | 100% |
| +1 | √ | √ | √ | √ | √ | √ | √ | √ | √ | √ | 100% |
| +2 | √ | √ | √ | √ | √ | √ | √ | √ | √ | √ | 100% |
| +3 | √ | √ | √ | √ | √ | √ | √ | √ | √ | √ | 100% |
| +4 | √ | √ | √ | √ | √ | √ | √ | √ | √ | √ | 100% |
| +5 | √ | √ | √ | √ | √ | √ | √ | √ | √ | √ | 100% |
| +6 | √ | √ | √ | √ | √ | √ | √ | √ | √ | √ | 100% |
| +7 | √ | √ | √ | √ | √ | √ | √ | √ | √ | √ | 100% |
| +8 | √ | √ | √ | √ | √ | √ | √ | √ | √ | √ | 100% |
| +9 | √ | √ | √ | √ | √ | √ | √ | √ | √ | √ | 100% |
| +10 | √ | √ | √ | √ | √ | √ | √ | √ | √ | √ | 100% |
| +11 | √ | √ | √ | √ | √ | √ | √ | √ | √ | √ | 100% |
| +12 | √ | √ | √ | √ | √ | √ | √ | √ | √ | √ | 100% |
| +13 | √ | √ | √ | √ | √ | √ | √ | √ | √ | √ | 100% |
| +14 | √ | √ | √ | √ | √ | √ | √ | √ | √ | √ | 100% |
| +15 | √ | √ | √ | √ | √ | √ | √ | √ | √ | √ | 100% |
| +16 | √ | √ | √ | √ | √ | √ | √ | √ | √ | √ | 100% |
| +17 | √ | √ | √ | √ | √ | √ | √ | √ | √ | √ | 100% |
| +18 | √ | √ | √ | √ | √ | √ | √ | √ | √ | √ | 100% |
| +19 | √ | √ | √ | √ | √ | √ | √ | √ | √ | √ | 100% |
| +20 | √ | √ | √ | √ | √ | √ | √ | √ | √ | √ | 100% |
| +21 | √ | √ | √ | √ | √ | √ | √ | √ | √ | √ | 100% |
| +22 | √ | √ | √ | √ | √ | √ | √ | √ | √ | √ | 100% |
| +23 | √ | √ | √ | √ | √ | √ | √ | √ | √ | √ | 100% |
| +24 | √ | √ | √ | √ | √ | √ | √ | √ | √ | √ | 100% |
| +25 | √ | √ | √ | √ | √ | √ | √ | √ | √ | √ | 100% |
| +26 | √ | √ | √ | √ | √ | √ | √ | √ | √ | √ | 100% |
| +27 | √ | √ | √ | √ | √ | √ | √ | √ | √ | √ | 100% |
| +28 | √ | √ | √ | √ | √ | √ | √ | √ | √ | √ | 100% |
| +29 | √ | √ | √ | √ | √ | √ | √ | √ | √ | √ | 100% |
| +30 | √ | √ | √ | √ | √ | √ | √ | √ | √ | √ | 100% |
| +31 | √ | √ | √ | √ | √ | √ | √ | √ | √ | √ | 100% |
| +32 | √ | √ | √ | √ | √ | √ | √ | √ | √ | √ | 100% |

| | | | | | | | | | | | |
|-----|---|---|---|---|---|---|---|---|---|---|------|
| +33 | √ | √ | √ | √ | √ | √ | √ | √ | √ | √ | 100% |
| +34 | √ | √ | √ | √ | √ | √ | √ | √ | √ | √ | 100% |
| +35 | √ | √ | √ | √ | √ | √ | √ | √ | √ | √ | 100% |
| +36 | √ | √ | √ | √ | √ | √ | √ | √ | √ | √ | 100% |
| +37 | √ | √ | √ | √ | √ | √ | √ | √ | √ | √ | 100% |
| +38 | √ | √ | √ | √ | √ | √ | √ | √ | √ | √ | 100% |
| +39 | √ | √ | √ | √ | √ | √ | √ | √ | √ | √ | 100% |
| +40 | √ | √ | √ | √ | √ | √ | √ | √ | √ | √ | 100% |
| +41 | √ | √ | √ | √ | √ | √ | √ | √ | √ | √ | 100% |
| +42 | √ | √ | √ | √ | √ | √ | √ | √ | √ | √ | 100% |
| +43 | √ | √ | √ | √ | √ | √ | √ | √ | √ | √ | 100% |
| +44 | √ | √ | √ | √ | √ | √ | √ | √ | √ | √ | 100% |
| +45 | √ | √ | √ | √ | √ | √ | √ | √ | √ | √ | 100% |
| +46 | √ | √ | √ | √ | √ | √ | √ | √ | √ | √ | 100% |
| +47 | √ | √ | √ | √ | √ | √ | √ | √ | √ | √ | 100% |
| +48 | √ | √ | √ | √ | √ | √ | √ | √ | √ | √ | 100% |
| +49 | √ | √ | √ | √ | √ | √ | √ | √ | √ | √ | 100% |
| +50 | √ | √ | √ | √ | √ | √ | √ | √ | √ | √ | 100% |
| +51 | √ | √ | √ | √ | √ | √ | √ | √ | √ | √ | 100% |
| +52 | √ | √ | √ | √ | √ | √ | √ | √ | √ | √ | 100% |
| +53 | √ | √ | √ | √ | √ | √ | √ | √ | √ | √ | 100% |
| +54 | √ | √ | √ | √ | √ | √ | √ | √ | √ | √ | 100% |
| +55 | √ | √ | √ | √ | √ | √ | √ | √ | √ | √ | 100% |
| +56 | √ | √ | √ | √ | √ | √ | √ | √ | √ | √ | 100% |
| +57 | √ | √ | √ | √ | √ | √ | √ | √ | √ | √ | 100% |
| +58 | √ | √ | √ | √ | √ | √ | √ | √ | √ | √ | 100% |
| +59 | √ | √ | √ | √ | √ | √ | √ | √ | √ | √ | 100% |
| +60 | √ | √ | √ | √ | √ | √ | √ | √ | √ | √ | 100% |
| +61 | √ | √ | √ | √ | √ | √ | √ | √ | √ | √ | 100% |
| +62 | √ | √ | √ | √ | √ | √ | √ | √ | √ | √ | 100% |
| +63 | √ | √ | √ | √ | √ | √ | √ | √ | √ | √ | 100% |
| +64 | √ | √ | √ | √ | √ | √ | √ | √ | √ | √ | 100% |
| +65 | √ | √ | √ | √ | √ | √ | √ | √ | √ | √ | 100% |
| +66 | √ | √ | √ | √ | √ | √ | √ | √ | √ | √ | 100% |
| +67 | √ | √ | √ | √ | √ | √ | √ | √ | √ | √ | 100% |
| +68 | √ | √ | √ | √ | √ | √ | √ | √ | √ | √ | 100% |
| +69 | √ | √ | √ | √ | √ | √ | √ | √ | √ | √ | 100% |
| +70 | √ | √ | √ | √ | √ | √ | √ | √ | √ | √ | 100% |

| | | | | | | | | | | | |
|---|---|---|---|---|---|---|---|---|---|---|------|
| +71 | √ | √ | √ | √ | √ | √ | √ | √ | √ | √ | 100% |
| +72 | √ | √ | √ | √ | √ | √ | √ | √ | √ | √ | 100% |
| +73 | √ | √ | √ | √ | √ | √ | √ | √ | √ | √ | 100% |
| +74 | √ | √ | √ | √ | √ | √ | √ | √ | √ | √ | 100% |
| +75 | √ | √ | √ | √ | √ | √ | √ | √ | √ | √ | 100% |
| +76 | √ | √ | √ | √ | √ | √ | √ | √ | √ | √ | 100% |
| +77 | √ | √ | √ | √ | √ | √ | √ | √ | √ | √ | 100% |
| +78 | √ | √ | √ | √ | √ | √ | √ | √ | √ | √ | 100% |
| +79 | √ | √ | √ | √ | √ | √ | √ | √ | √ | √ | 100% |
| +80 | √ | √ | √ | √ | √ | √ | √ | √ | √ | √ | 100% |
| +81 | ○ | ○ | ○ | | | | | | | | <90% |
| Detection Bandwidth = $F_H - F_L = 5650 - 5489 = 161\text{MHz}$ | | | | | | | | | | | |
| EUT 99% Bandwidth = $75.712+75.770 = 151.48\text{ MHz}$ (ref. bandwidth channel 5570 MHz) | | | | | | | | | | | |
| $151.48\text{ MHz} * 100\% = 151.48\text{ MHz}$ | | | | | | | | | | | |
| For each frequency step the minimum percentage detection is 90% | | | | | | | | | | | |

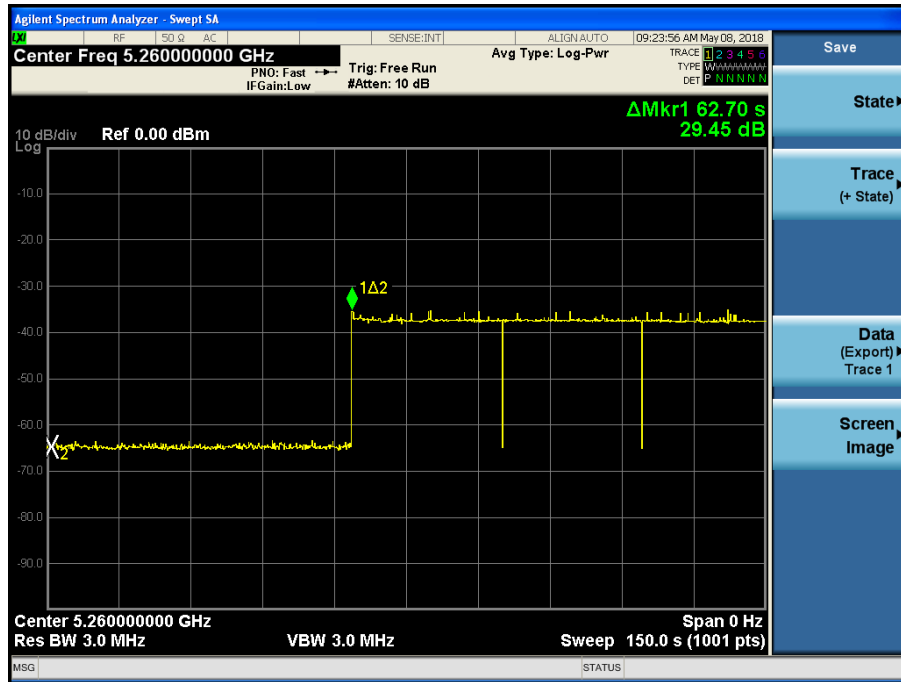
7.7.2 Initial Channel availability Check Time

The Initial Channel Availability Check Time tests that the UUT does not emit beacon, control, or data signals on the test Channel until the power-up sequence has been completed and the UNII device checks for Radar Waveforms for one minute on the test Channel. This test does not use any Radar Waveforms and only needs to be performed one time.

- a) The UNII device is powered on and be instructed to operate at 5720 MHz 802.11a, 5710 MHz 802.11n HT40 and 5690 MHz 802.11ac VHT80, 5570 MHz VHT160. At the same time the EUT is powered on, the spectrum analyzer is set for zero span mode with a 3 MHz RBW and 3 MHz VBW at 5720, 5710 and 5690, 5250 MHz with 200 second sweep time. The spectrum analyzer's sweep will be started at the same time power is applied to the UNII device.
- b) The EUT should not transmit any pulse or data transmissions until at least 1 minute after the completion of the power-on cycle.

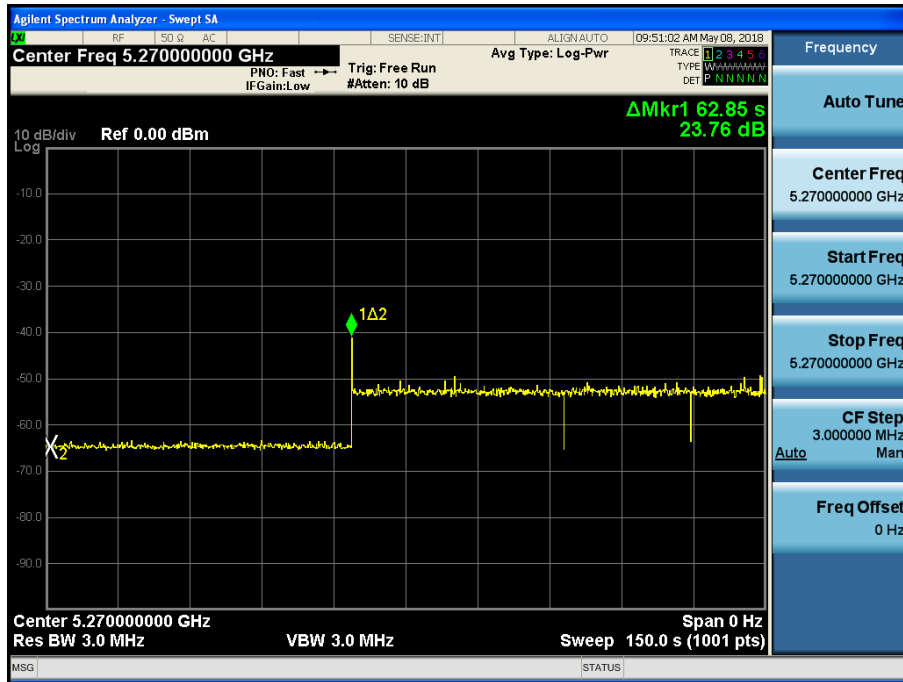
EUT power up and Initial Channel Availability Check Time

5260 MHz 802.11a = 62.70 Seconds



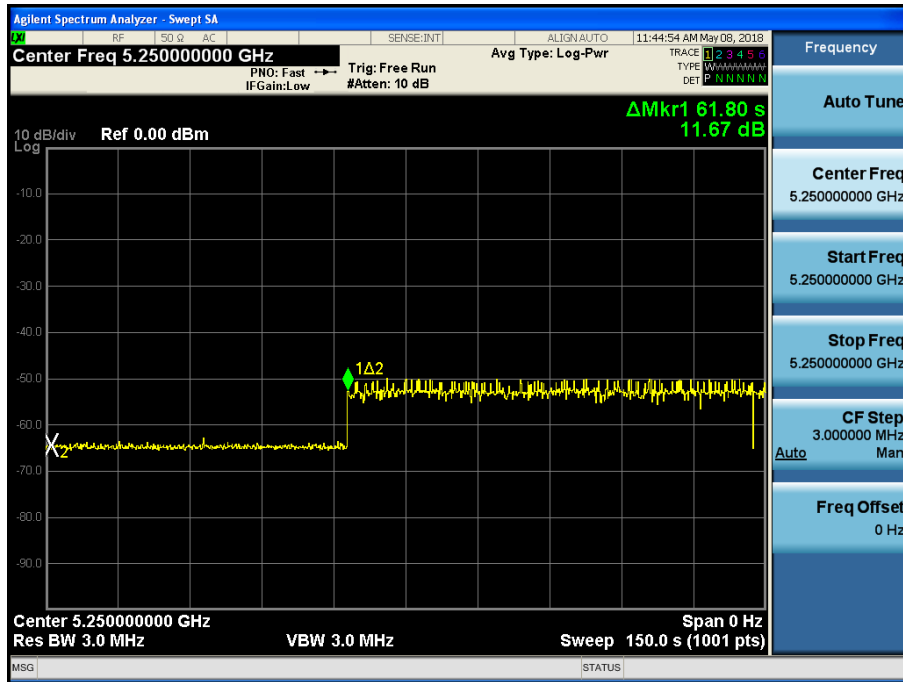
EUT power up and Initial Channel Availability Check Time

5270 MHz 802.11n HT40 = 62.85 Seconds



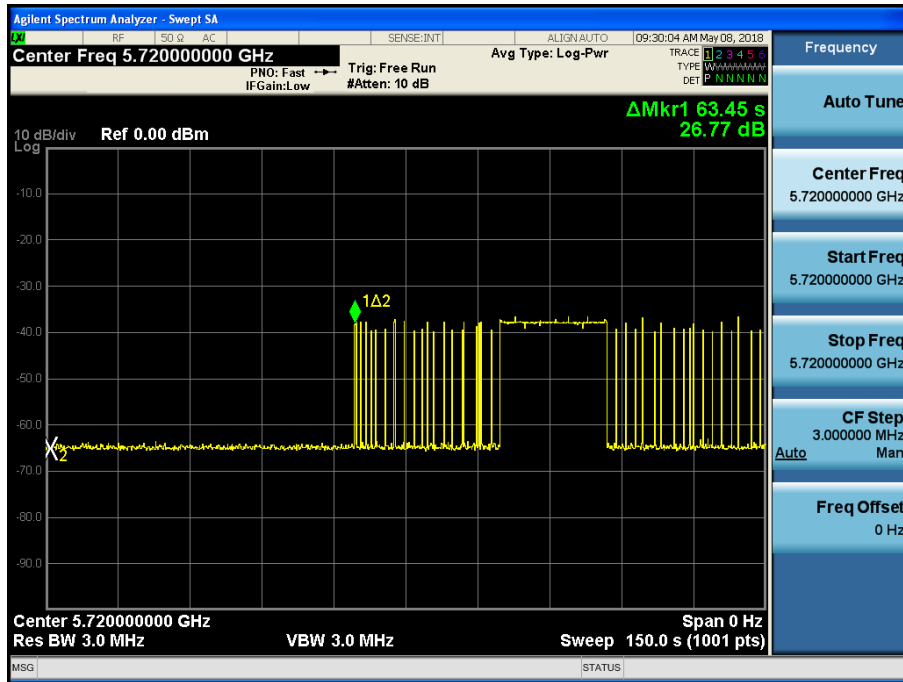
EUT power up and Initial Channel Availability Check Time

5250 MHz 802.11ac HT160 = 61.80 Seconds



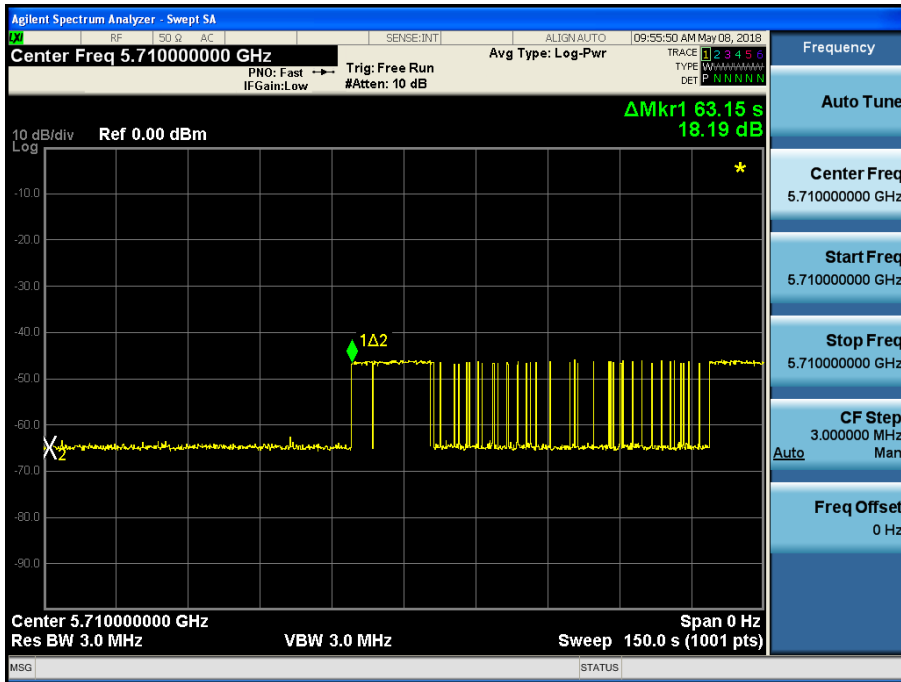
EUT power up and Initial Channel Availability Check Time

5720 MHz 802.11a = 63.45 Seconds



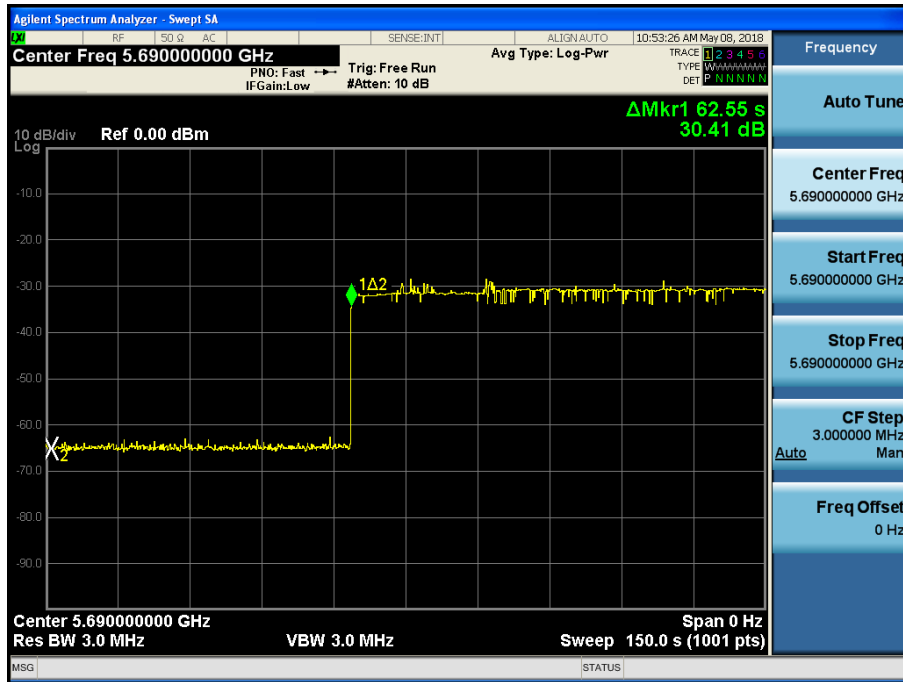
EUT power up and Initial Channel Availability Check Time

5710 MHz 802.11n HT40 = 63.15 Seconds



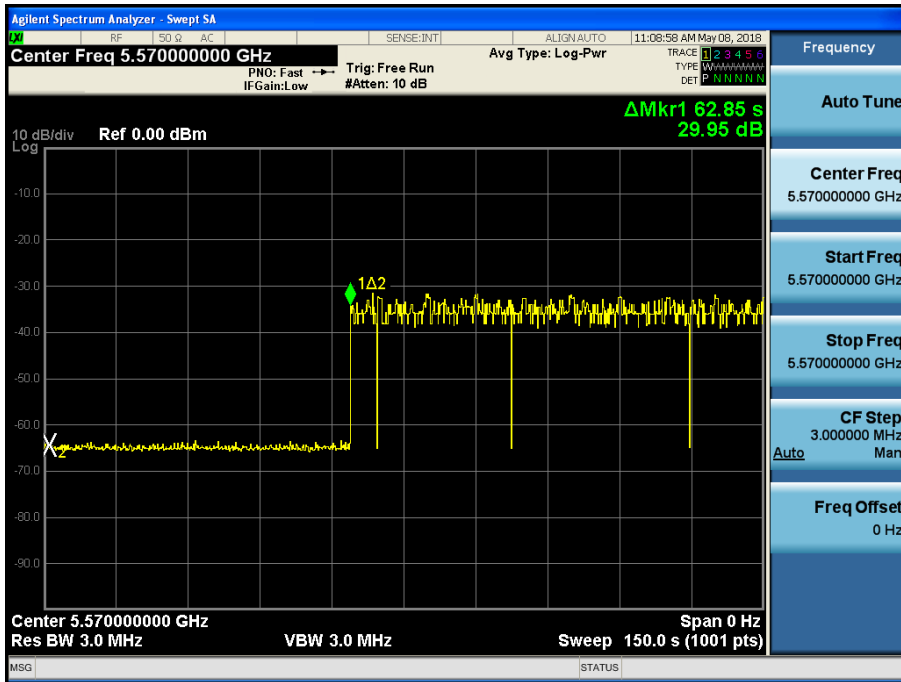
EUT power up and Initial Channel Availability Check Time

5690 MHz 802.11ac HT80 = 62.55 Seconds



EUT power up and Initial Channel Availability Check Time

5570 MHz 802.11ac HT160 = 62.85 Seconds



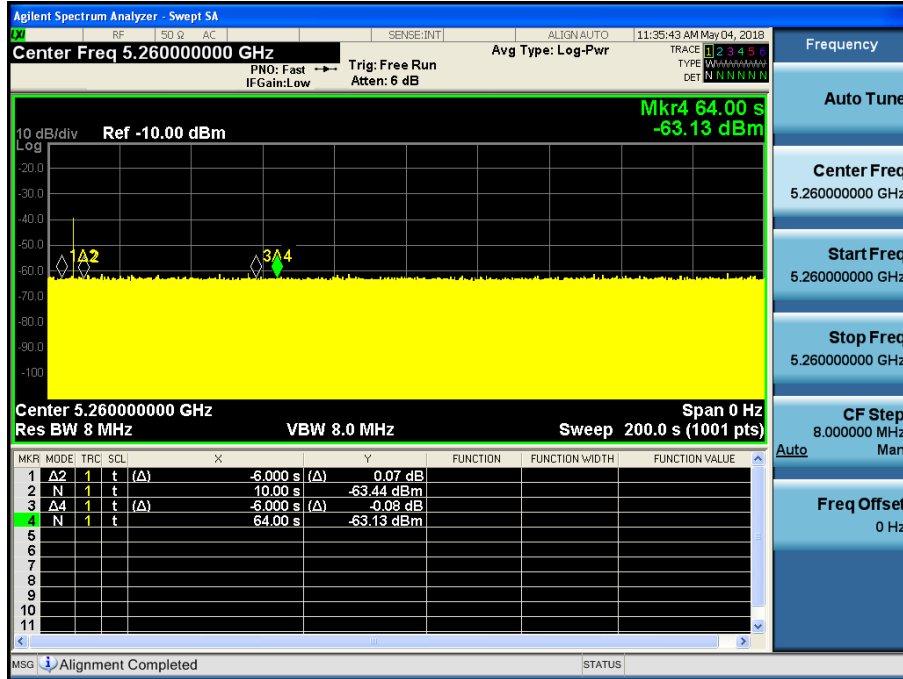
7.7.3 Radar Burst at the Beginning of the Channel Availability Check Time

The steps below define the procedure to verify successful radar detection on the selected Channel during a period equal to the Channel Availability Check Time and avoidance of operation on that Channel when a radar Burst with a level equal to the DFS Detection Threshold +1db occurs at the beginning of the Channel Availability Check Time.

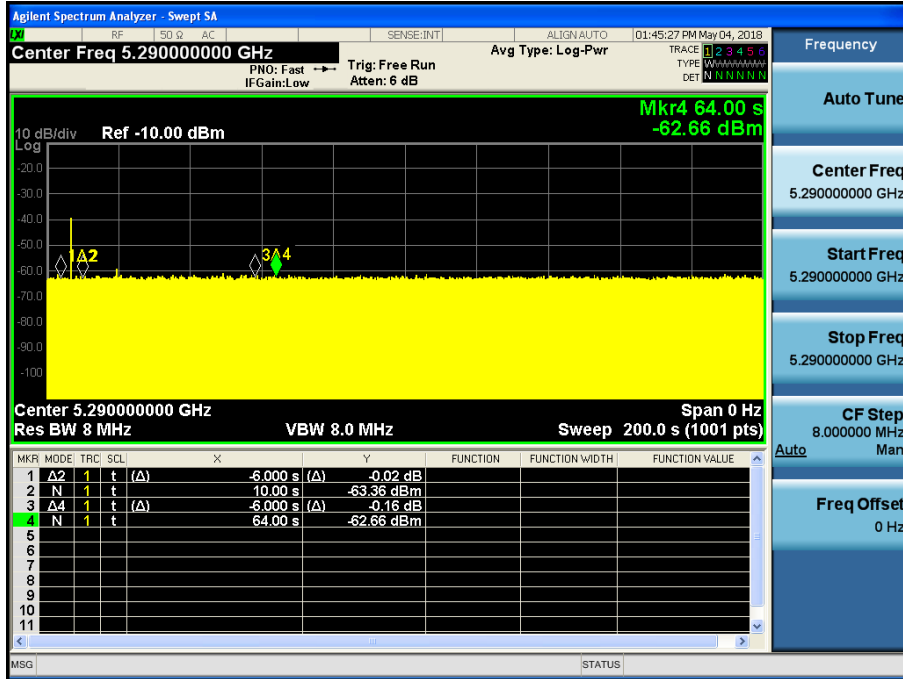
A single Burst of short Pulse Radar Type 0 will commence within a 6 second s window starting at T₀

Visual indication on the EUT of successful detection of the radar Burst will be recorded and reported. Observation of emissions at 5260 MHz, 5720 MHz 802.11a & 5270 MHz, 5710 MHz 802.11n HT40 & 5290 MHz, 5690 MHz 802.11ac VHT80 & 5250 MHz, 5570 MHz 802.11ac VHT160 and Will continue for 2.5 minutes after the radar burst has been generated.

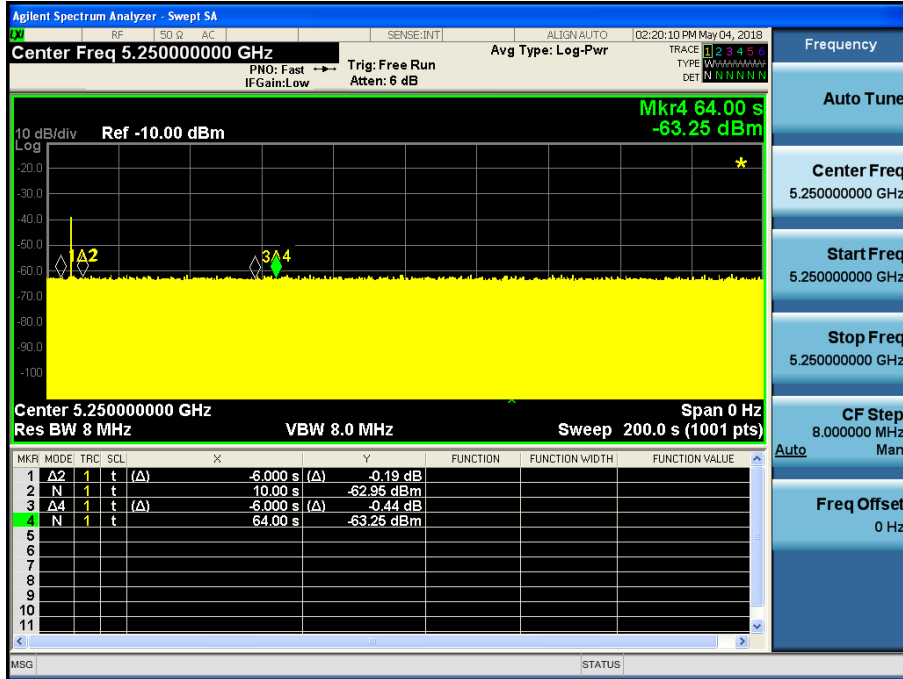
**Channel Availability Check Time at the start T0 + 6 seconds Check Time
5260 MHz 802.11a**



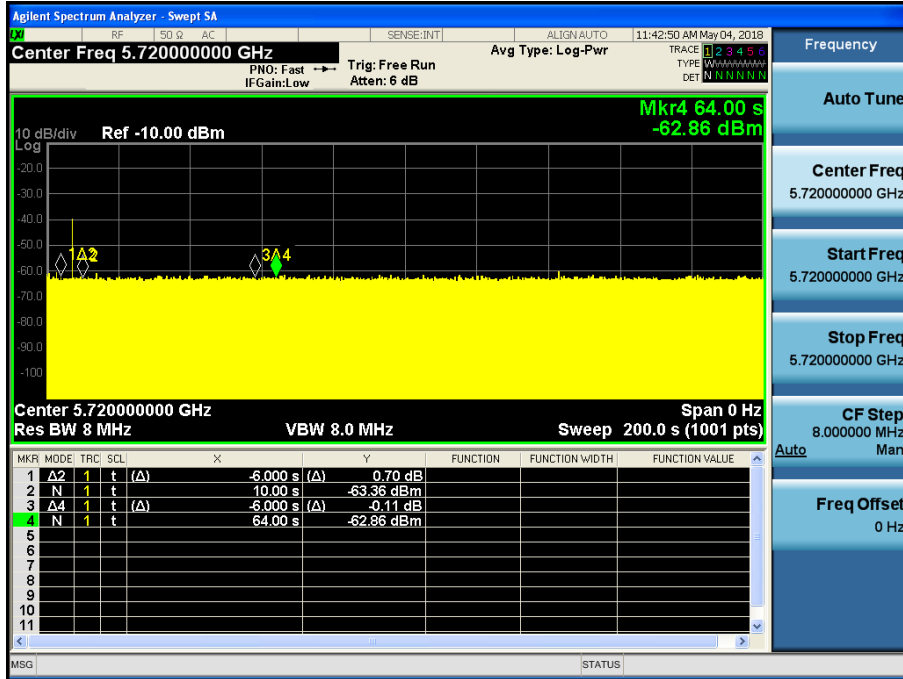
**Channel Availability Check Time at the start T0 + 6 seconds Check Time
5290 MHz 802.11ac VHT80**



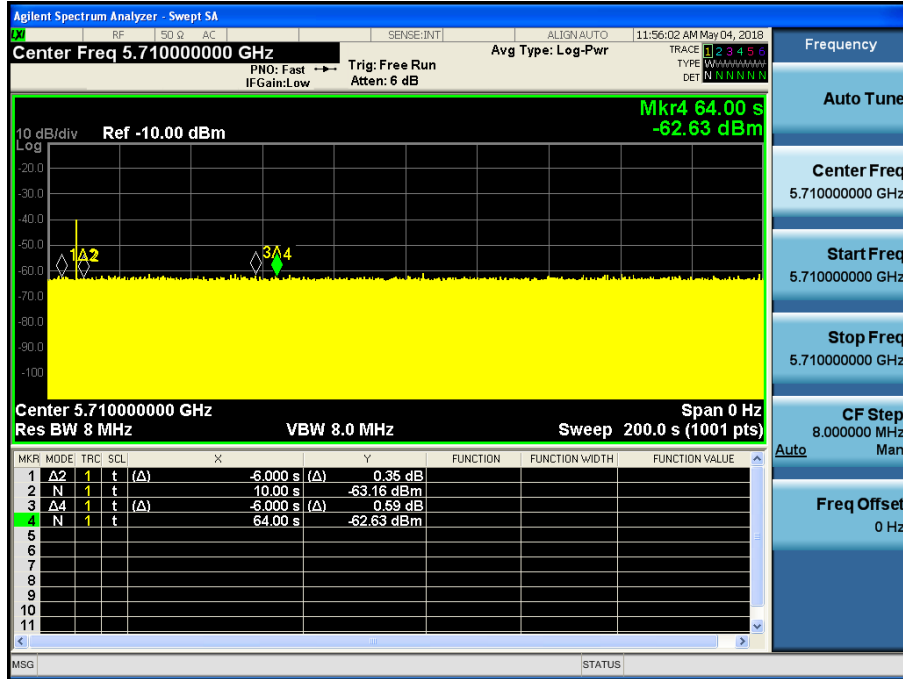
**Channel Availability Check Time at the start T0 + 6 seconds Check Time
5250 MHz 802.11ac VHT160**



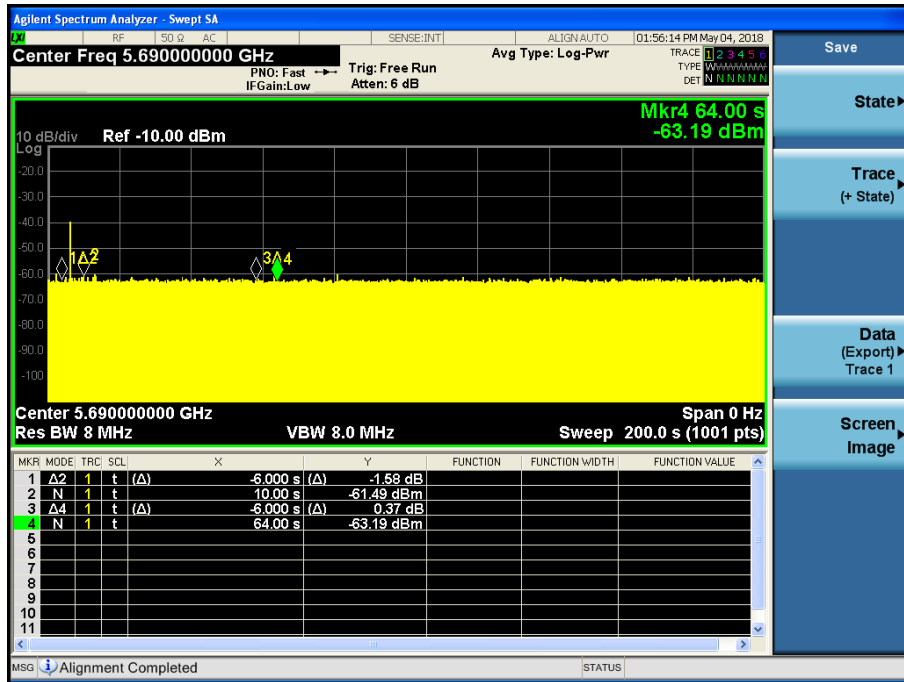
**Channel Availability Check Time at the start T0 + 6 seconds Check Time
5720 MHz 802.11a**



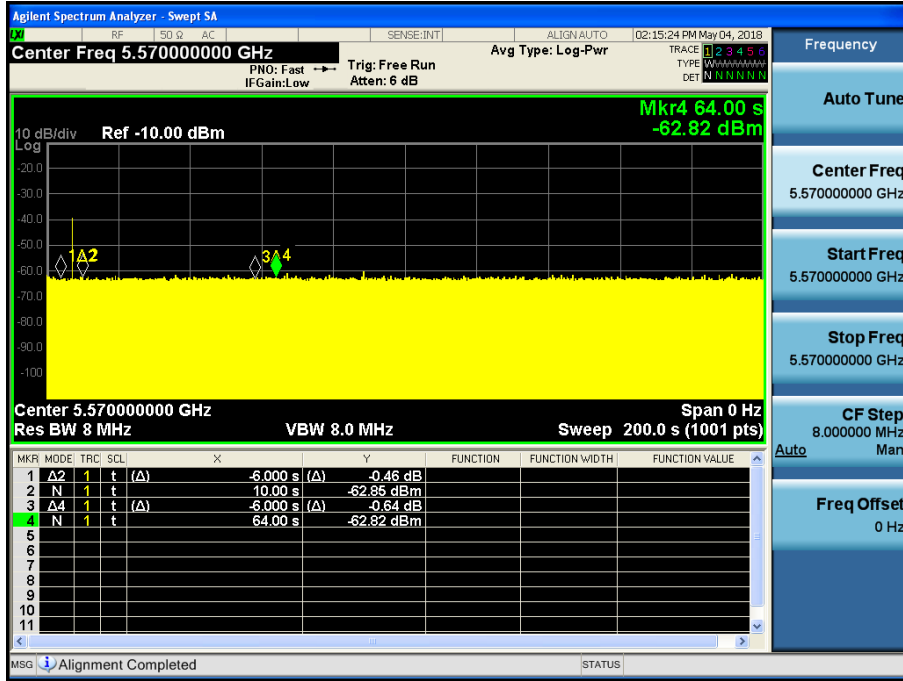
Channel Availability Check Time at the start T0 + 6 seconds Check Time
5710 MHz 802.11n HT40



**Channel Availability Check Time at the start T0 + 6 seconds Check Time
5690 MHz 802.11ac VHT80**



**Channel Availability Check Time at the start T0 + 6 seconds Check Time
5570 MHz 802.11ac VHT160**



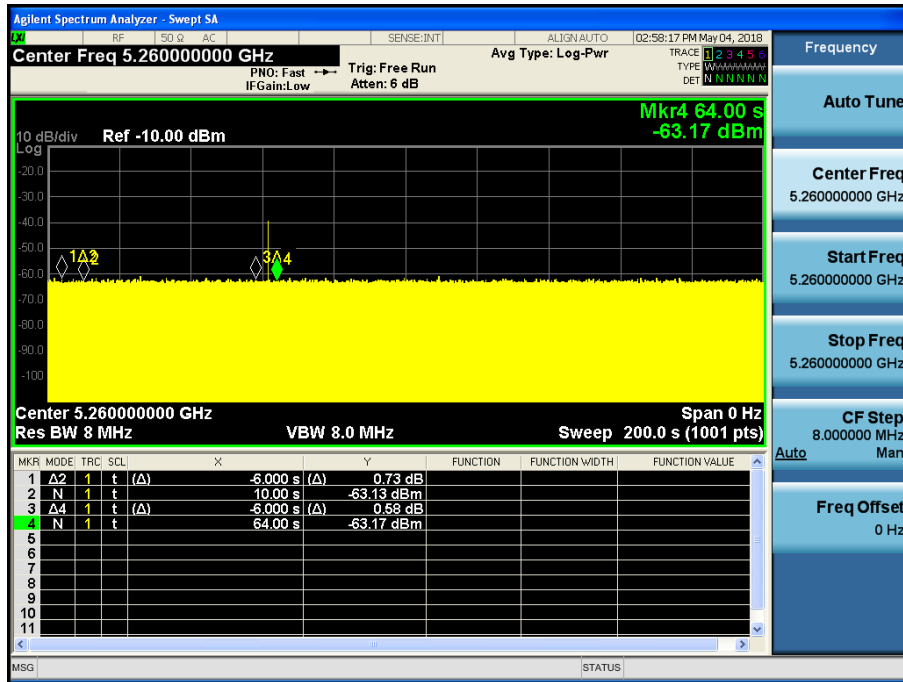
7.7.4 Radar Burst at the End of the Channel Availability Check Time

The steps below define the procedure to verify successful radar detection on the selected Channel during a period equal to the Channel Availability Check Time and avoidance of operation on that Channel when a radar Burst with a level equal to the DFS Detection Threshold +1db occurs at the end of the Channel Availability Check Time.

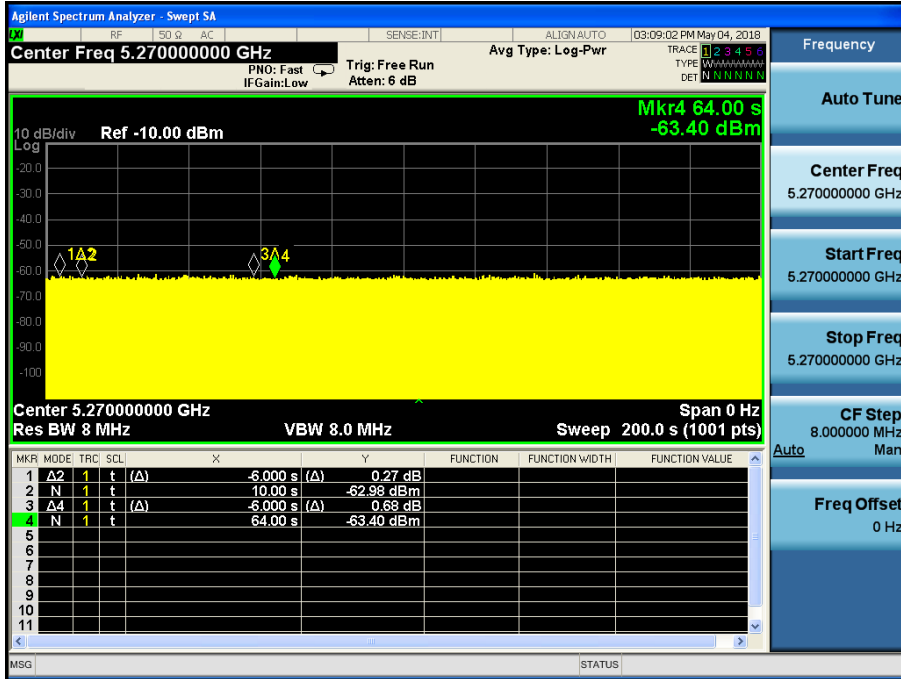
A single Burst of short Pulse Radar Type 0 will commence within a 6 second s window starting at $T_0 + 54$ seconds.

Visual indication on the EUT of successful detection of the radar Burst will be recorded and reported. Observation of emissions at 5260 MHz, 5720 MHz 802.11a & 5270 MHz, 5710 MHz 802.11n HT40 & 5290 MHz, 5690 MHz 802.11ac VHT80 & 5250 MHz, 5570 MHz 802.11ac VHT160 and Will continue for 2.5 minutes after the radar burst has been generated.

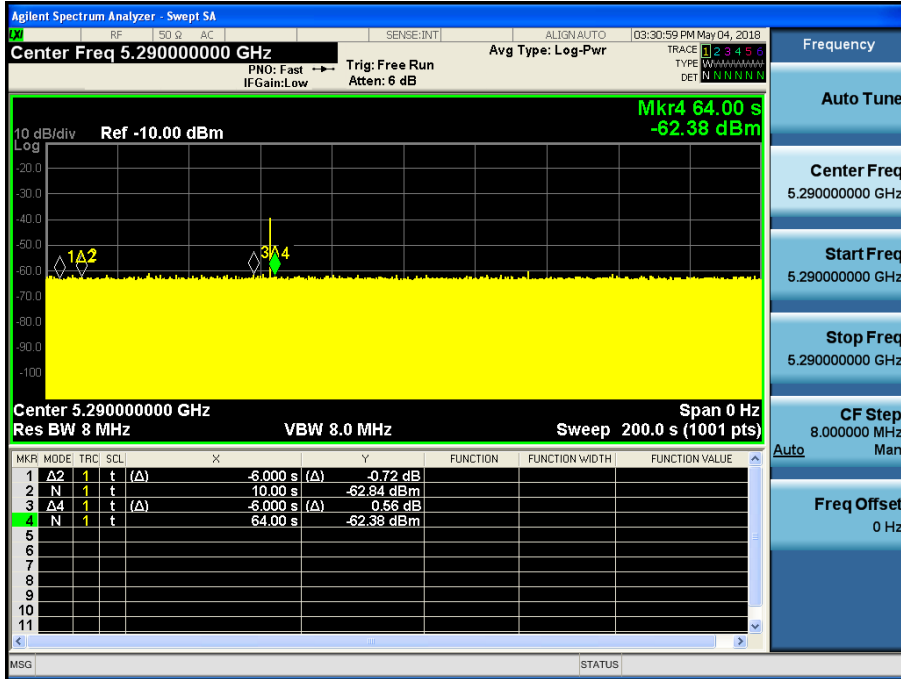
**Channel Availability Check Time at T0 + 54 seconds Check Time 5260 MHz
802.11a**



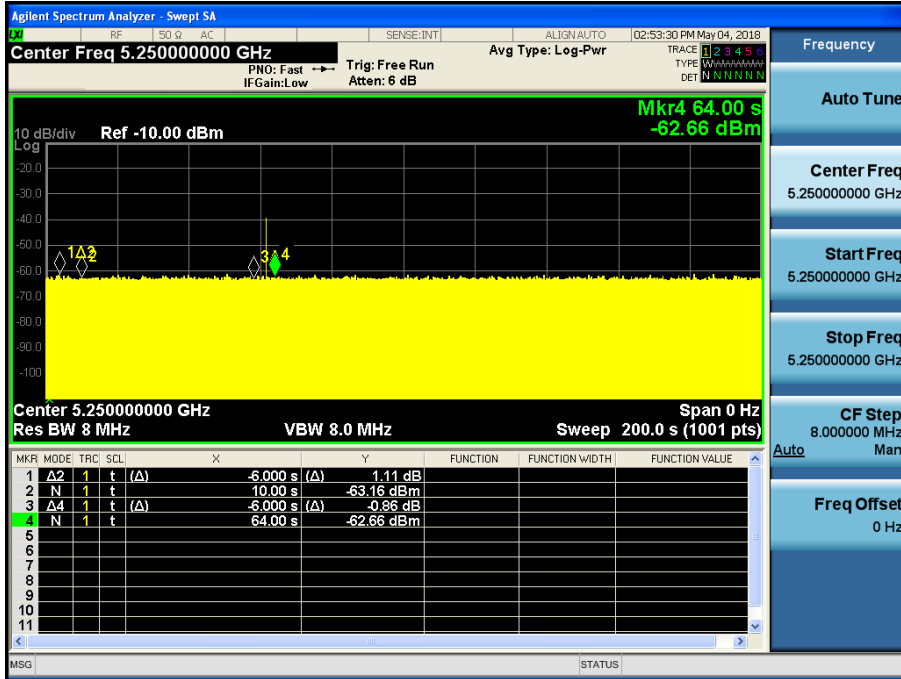
**Channel Availability Check Time at T0 + 54 seconds Check Time 5270 MHz
802.11n HT40**



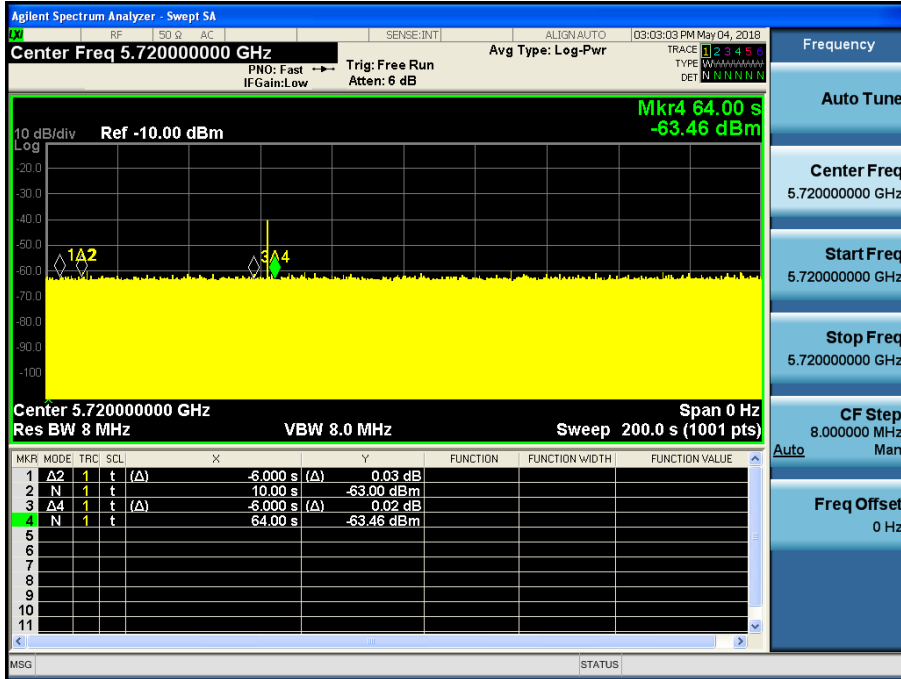
**Channel Availability Check Time at T0 + 54 seconds Check Time 5290 MHz
802.11ac VHT80**



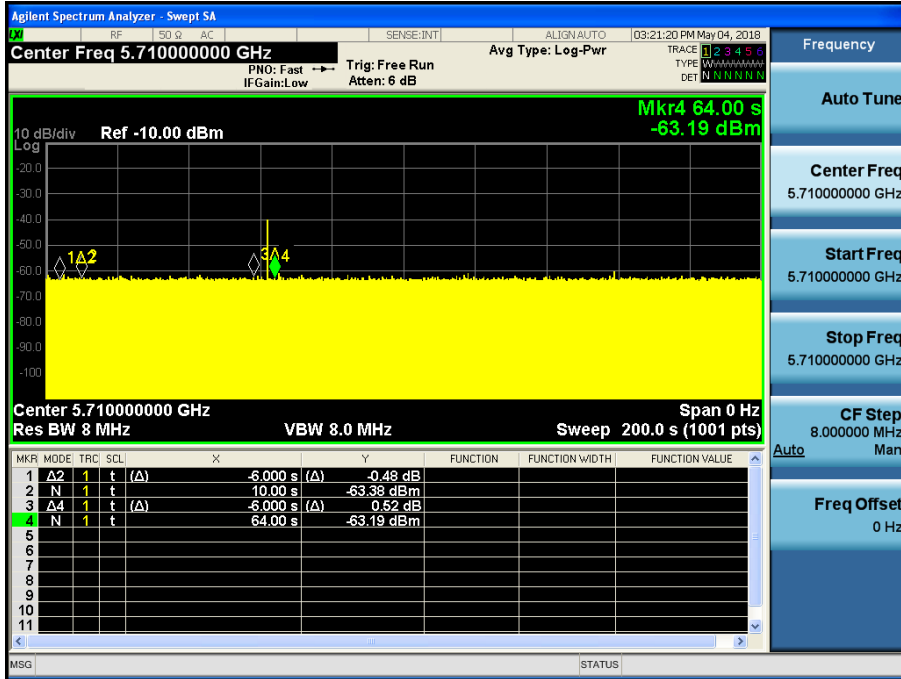
**Channel Availability Check Time at T0 + 54 seconds Check Time 5250 MHz
802.11ac VHT160**



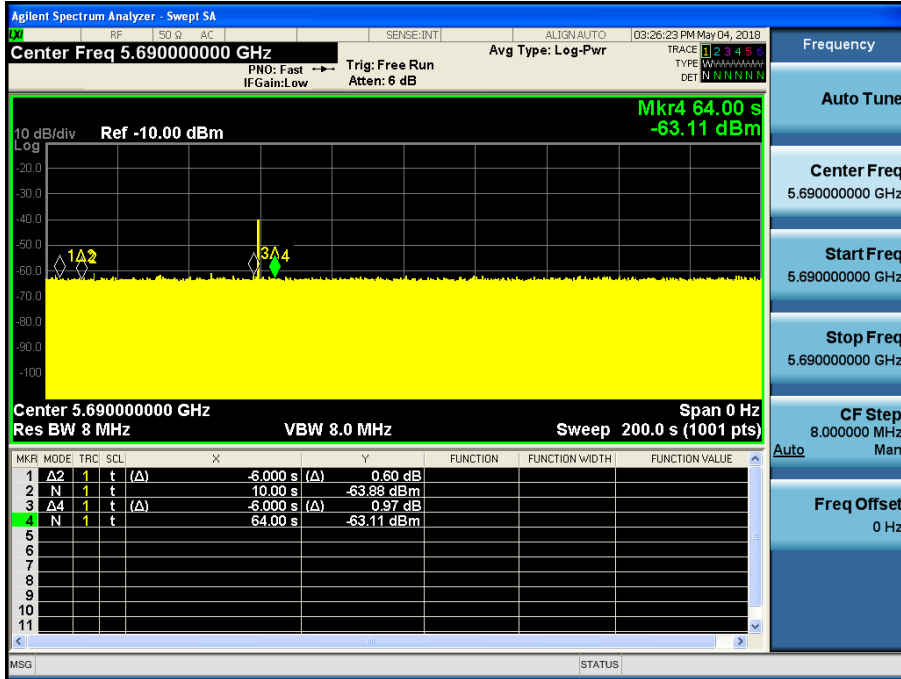
**Channel Availability Check Time at T0 + 54 seconds Check Time 5720 MHz
802.11a**



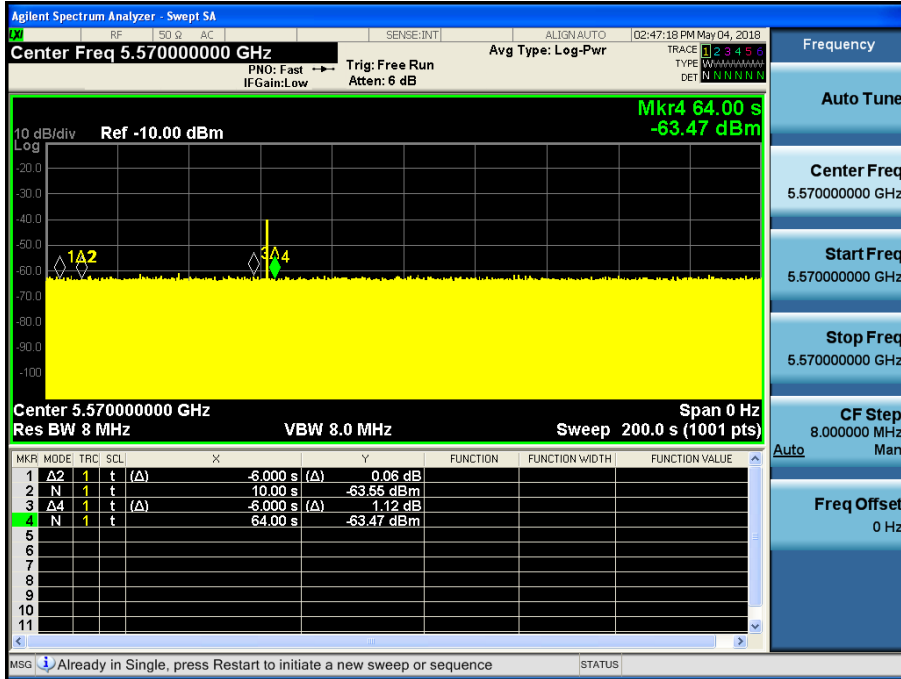
**Channel Availability Check Time at T0 + 54 seconds Check Time 5710 MHz
802.11n HT40**



**Channel Availability Check Time at T0 + 54 seconds Check Time 5690 MHz
802.11ac VHT80**



**Channel Availability Check Time at T0 + 54 seconds Check Time 5570 MHz
802.11ac VHT80**



7.7.5 In-Service Monitoring for Channel Move Time, Channel Closing Transmission Time and Non-Occupancy Period

FCC §15.407(h)(2)(iii)

The steps below define the procedure to determine the above mentioned parameters when a radar Burst with a level equal to the DFS Detection Threshold is generated on the Operating Channel of the UNII device.

A UNII device operating as a Client Device will associate with the EUT (Master). The requisite MPEG video file ("TestFile.mpg" available on the NTIA website at the following link <http://ntiacsd.ntia.doc.gov/dfs/>) is streamed from the master device (AP) to the client.

Channel Closing Transmission Time and Channel Move Time

The test system was set-up to capture all transmission data for access point events above a threshold level of -60 dBm. The test equipment time stamps all captured events.

A Type 0 waveform was introduced to the EUT, from which a 12 second transmission record was digitally captured. The start of the Type 0 radar waveform is indicated in the test result plot as "Start Waveform", the end of the waveform is indicated as "End waveform".

Channel closing Transmission Time, and the Channel Move Time start immediately after the last radar pulse is transmitted.

The aggregate of all pulses seen after the end of the radar injection are measured as the "Channel Closing Transmission time."

The last EUT activity after the end of the radar pulse is identified and used to determine the "Channel Move Time"

Note: We did a test using widest BW mode

5250 MHz (802.11ac VHT160)

Channel Closing Transmission Time = 0.000036 Sec

Channel Move Time = 0.23215 Sec

**Channel Move Time, Channel Closing Transmission Time for Type 0 Radar
Captured by the Test System - 0 to 12 seconds**



5570 MHz (802.11ac VHT160)

Channel Closing Transmission Time = 0.000033 Sec

Channel Move Time = 0.501593 Sec

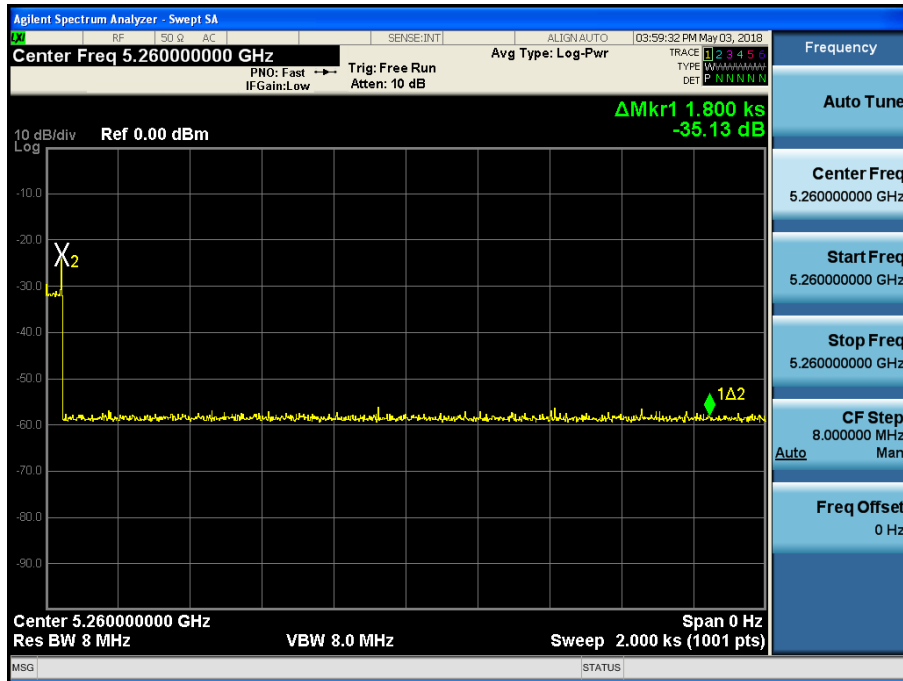
**Channel Move Time, Channel Closing Transmission Time for Type 0 Radar
Captured by the Test System - 0 to 12 seconds**



30 Minute Non-Occupancy Period

The EUT is monitored for more than 30 minutes following the channel close/move time to verify no transmissions resume on this Channel.

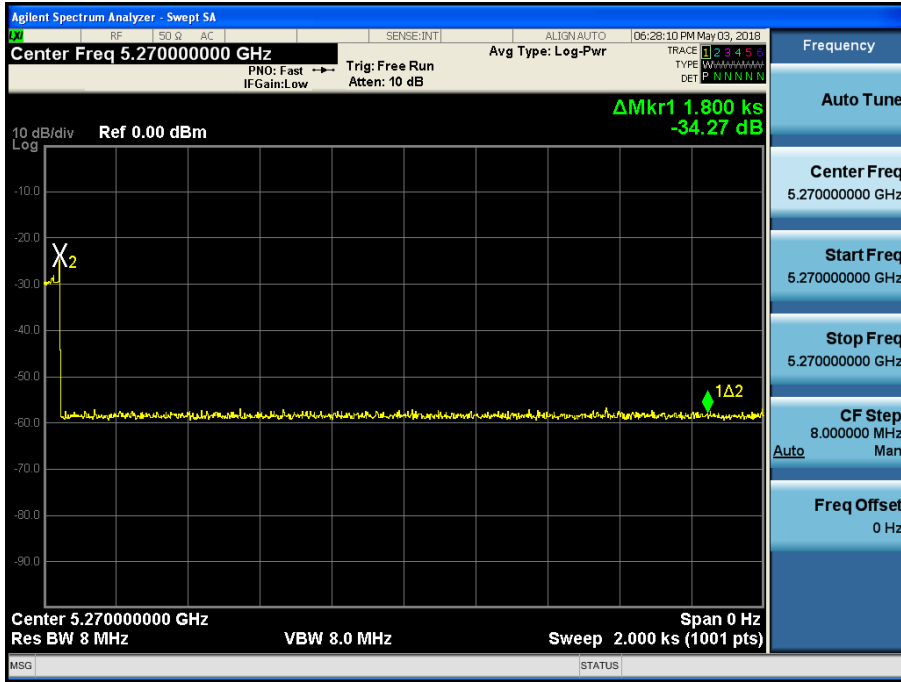
30 Minute Non-Occupancy Period Type 0 Radar 5260 MHz 802.11a



30 Minute Non-Occupancy Period

The EUT is monitored for more than 30 minutes following the channel close/move time to verify no transmissions resume on this Channel.

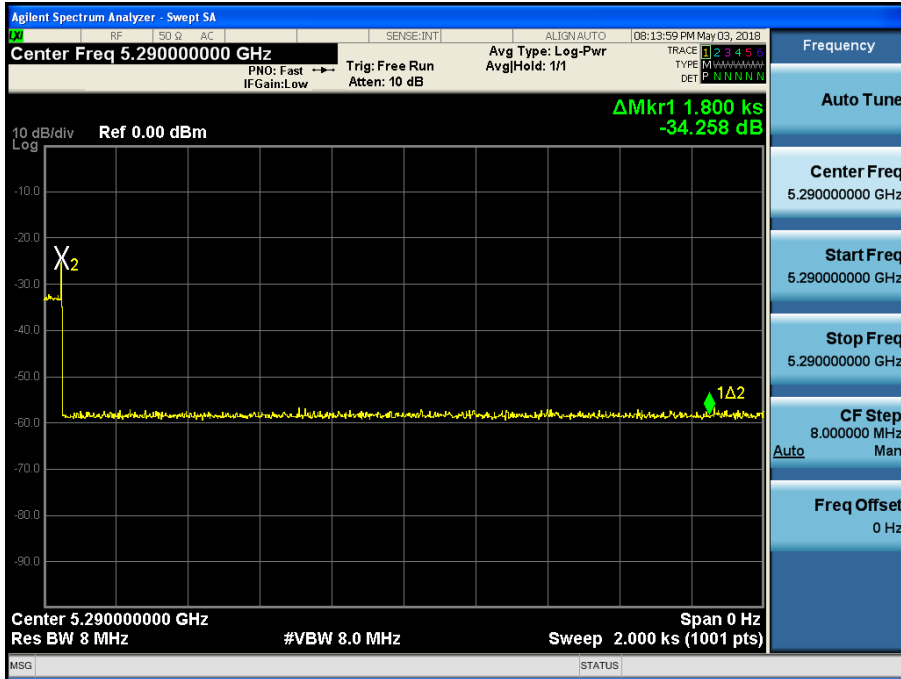
30 Minute Non-Occupancy Period Type 0 Radar 5270 MHz 802.11n HT40



30 Minute Non-Occupancy Period

The EUT is monitored for more than 30 minutes following the channel close/move time to verify no transmissions resume on this Channel.

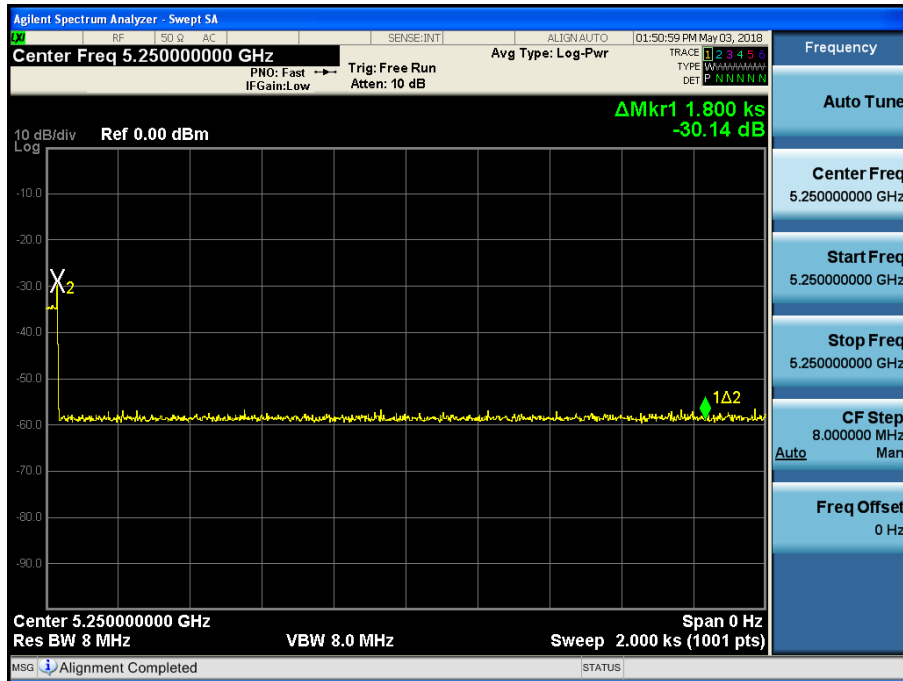
30 Minute Non-Occupancy Period Type 0 Radar 5290 MHz 802.11ac VHT80



30 Minute Non-Occupancy Period

The EUT is monitored for more than 30 minutes following the channel close/move time to verify no transmissions resume on this Channel.

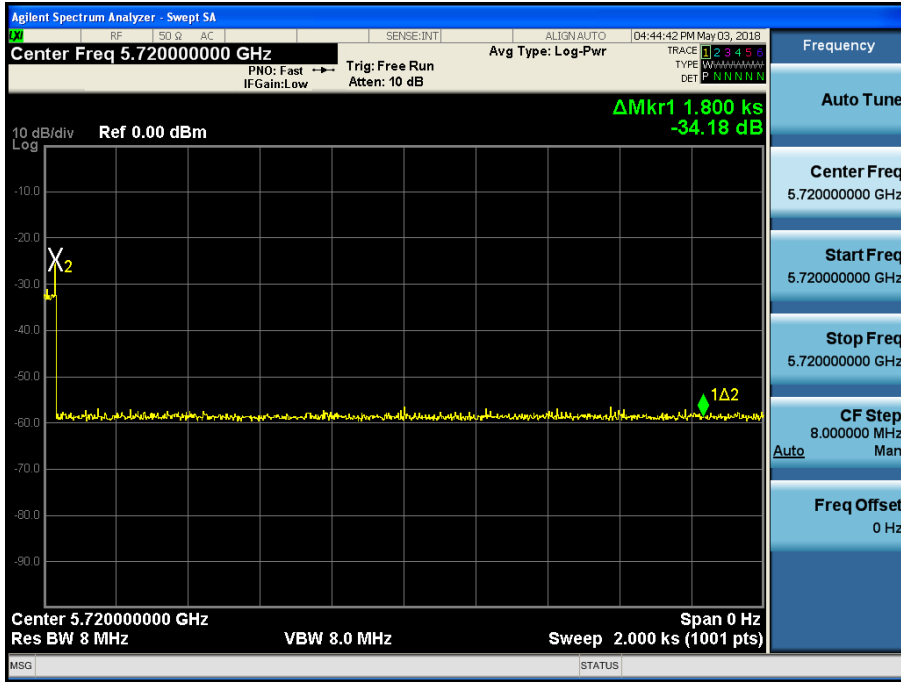
30 Minute Non-Occupancy Period Type 0 Radar 5250 MHz 802.11ac VHT160



0 Minute Non-Occupancy Period

The EUT is monitored for more than 30 minutes following the channel close/move time to verify no transmissions resume on this Channel.

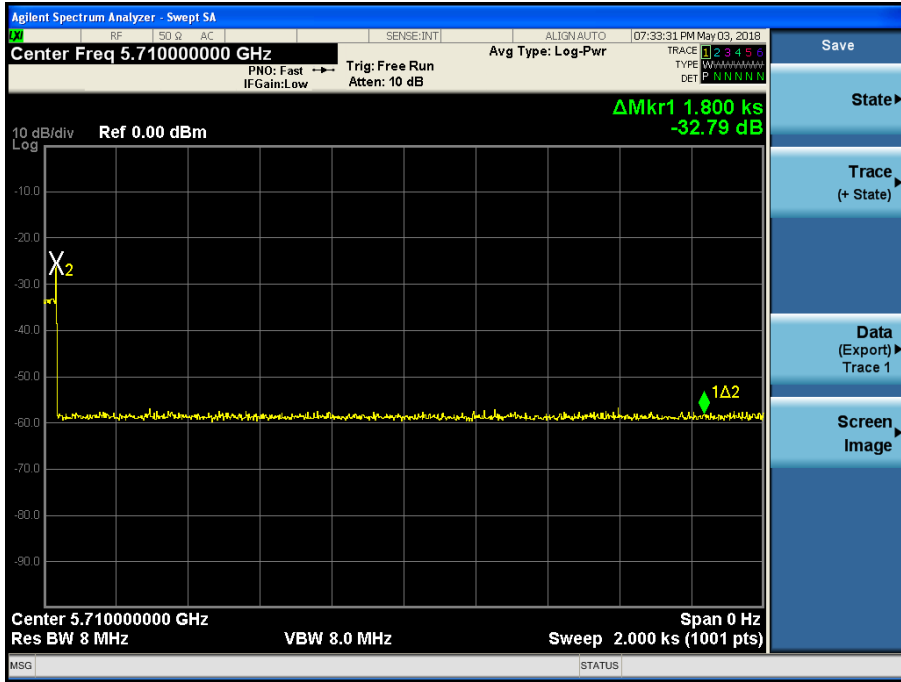
30 Minute Non-Occupancy Period Type 0 Radar 5720 MHz 802.11a



30 Minute Non-Occupancy Period

The EUT is monitored for more than 30 minutes following the channel close/move time to verify no transmissions resume on this Channel.

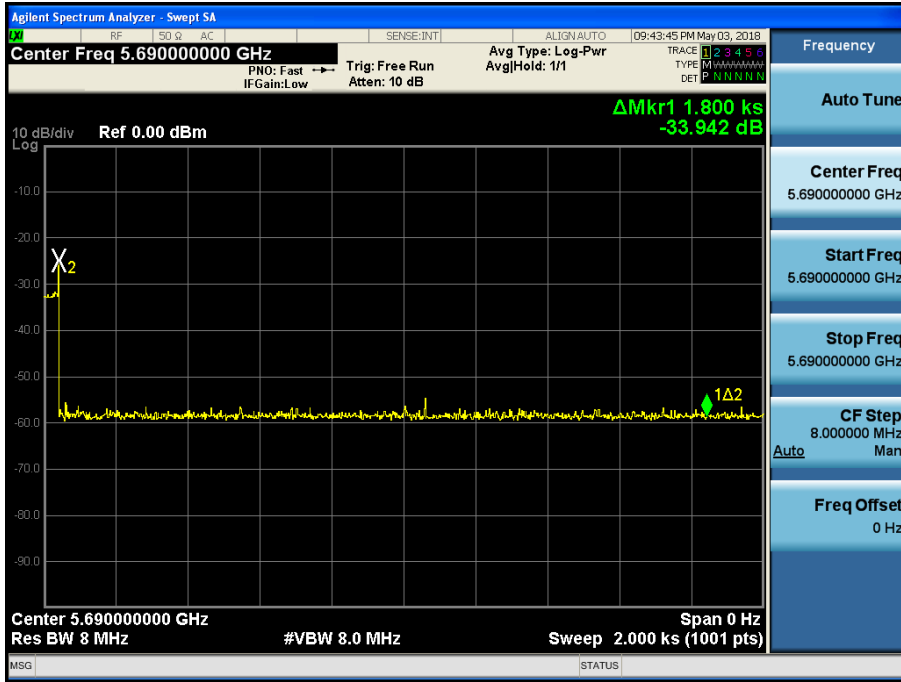
30 Minute Non-Occupancy Period Type 0 Radar 5710 MHz 802.11n HT40



30 Minute Non-Occupancy Period

The EUT is monitored for more than 30 minutes following the channel close/move time to verify no transmissions resume on this Channel.

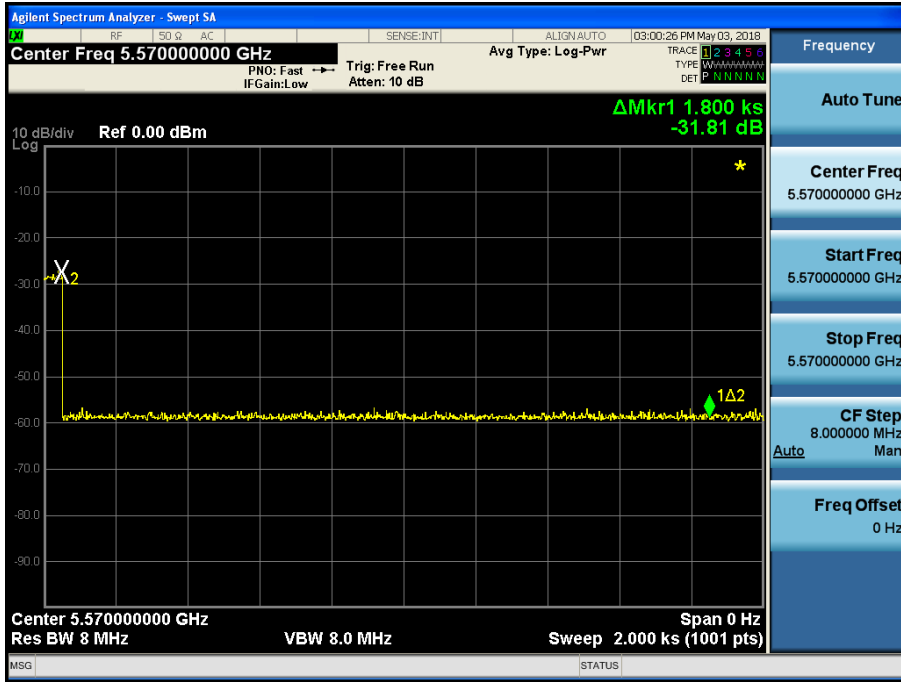
30 Minute Non-Occupancy Period Type 0 Radar 5690 MHz 802.11ac VHT80



30 Minute Non-Occupancy Period

The EUT is monitored for more than 30 minutes following the channel close/move time to verify no transmissions resume on this Channel.

30 Minute Non-Occupancy Period Type 0 Radar 5570 MHz 802.11ac VHT160



7.7.6 Statistical Performance Check

The steps below define the procedure to determine the minimum percentage of detection when a radar burst with a level equal to the DFS Detection Threshold is generated on the Operating Channel of the UNII device.

A UNII device operating as a Client Device will associate with the UUT (Master) at at 5260 MHz, 5720 MHz 802.11a & 5270 MHz, 5710 MHz 802.11n HT40 & 5290 MHz, 5690 MHz 802.11ac VHT80 & 5250 MHz, 5570 MHz 802.11ac VHT160.

The Radar Waveform generator sends the individual waveform for each of the radar types 0-6. Statistical data will be gathered to determine the ability of the device to detect the radar test waveforms. The device can utilize a test mode to demonstrate when detection occurs to prevent the need to reset the device between trial runs. The percentage of successful detection is calculated by:

Total # of detections \div Total # of Trials x 100 = Probability of Detection

The Minimum number of trails, minimum percentage of successful detection and the average minimum percentage of successful detection are found in the Radar Test Waveforms section.

Verification of Detection 5260 MHz 802.11a

| Trial # | Detection = √ , No Detection = O | | | | | | |
|----------------------|----------------------------------|---------------|---------------|------------|---------------|---------------|---------------|
| | Type 0 | Type 1 | Type 2 | Type 3 | Type 4 | Type 5 | Type 6 |
| 1 | √ | √ | √ | √ | √ | √ | √ |
| 2 | √ | √ | √ | √ | √ | √ | √ |
| 3 | √ | √ | √ | O | √ | √ | √ |
| 4 | √ | √ | √ | √ | O | √ | √ |
| 5 | √ | √ | √ | √ | √ | √ | √ |
| 6 | √ | √ | O | √ | √ | √ | O |
| 7 | √ | √ | √ | √ | √ | √ | √ |
| 8 | √ | √ | √ | √ | √ | √ | √ |
| 9 | √ | √ | √ | √ | O | √ | √ |
| 10 | √ | √ | √ | √ | √ | √ | √ |
| 11 | √ | √ | √ | √ | √ | √ | √ |
| 12 | √ | √ | √ | √ | √ | √ | √ |
| 13 | √ | √ | √ | √ | √ | √ | √ |
| 14 | √ | √ | √ | √ | √ | √ | √ |
| 15 | √ | √ | √ | O | √ | √ | √ |
| 16 | √ | O | √ | √ | √ | √ | √ |
| 17 | √ | √ | √ | √ | O | √ | √ |
| 18 | √ | √ | √ | √ | √ | √ | √ |
| 19 | √ | √ | √ | √ | √ | √ | √ |
| 20 | √ | √ | √ | √ | √ | √ | √ |
| 21 | √ | √ | √ | √ | √ | √ | √ |
| 22 | √ | √ | √ | √ | √ | √ | √ |
| 23 | √ | O | √ | √ | √ | √ | √ |
| 24 | √ | √ | √ | √ | O | √ | √ |
| 25 | √ | √ | √ | √ | √ | √ | √ |
| 26 | √ | √ | √ | O | √ | √ | √ |
| 27 | √ | √ | √ | √ | √ | √ | √ |
| 28 | √ | √ | √ | √ | √ | O | √ |
| 29 | √ | √ | O | √ | √ | √ | √ |
| 30 | √ | √ | √ | √ | √ | √ | √ |
| Detection Percentage | 100% | 93.33% (>60%) | 93.33% (>60%) | 90% (>60%) | 86.67% (>60%) | 96.67% (>80%) | 96.67% (>70%) |

Verification of Detection 5720 MHz 802.11a

| Trial # | Detection = √ , No Detection = O | | | | | | |
|----------------------|----------------------------------|------------|---------------|---------------|---------------|---------------|---------------|
| | Type 0 | Type 1 | Type 2 | Type 3 | Type 4 | Type 5 | Type 6 |
| 1 | √ | √ | √ | √ | √ | √ | √ |
| 2 | √ | √ | √ | √ | √ | √ | √ |
| 3 | √ | √ | √ | √ | O | √ | √ |
| 4 | √ | √ | √ | √ | √ | √ | √ |
| 5 | √ | √ | √ | √ | √ | √ | √ |
| 6 | √ | √ | √ | √ | √ | √ | √ |
| 7 | √ | √ | √ | √ | √ | √ | √ |
| 8 | √ | √ | √ | √ | √ | √ | √ |
| 9 | √ | O | √ | √ | √ | √ | √ |
| 10 | √ | √ | √ | √ | √ | √ | √ |
| 11 | √ | √ | √ | √ | O | √ | √ |
| 12 | √ | √ | √ | √ | √ | √ | √ |
| 13 | √ | √ | √ | √ | √ | √ | √ |
| 14 | √ | √ | √ | √ | √ | √ | √ |
| 15 | √ | √ | O | O | √ | √ | √ |
| 16 | √ | √ | O | √ | √ | √ | √ |
| 17 | √ | √ | √ | √ | √ | O | √ |
| 18 | √ | √ | √ | √ | √ | √ | √ |
| 19 | √ | √ | √ | O | √ | √ | √ |
| 20 | √ | √ | √ | O | √ | √ | √ |
| 21 | √ | √ | √ | √ | √ | √ | O |
| 22 | √ | √ | O | √ | √ | √ | √ |
| 23 | √ | √ | √ | √ | √ | √ | √ |
| 24 | √ | O | √ | O | √ | √ | √ |
| 25 | √ | √ | √ | √ | √ | √ | √ |
| 26 | √ | O | √ | √ | √ | √ | √ |
| 27 | √ | √ | √ | √ | √ | √ | √ |
| 28 | √ | √ | √ | √ | √ | √ | √ |
| 29 | √ | √ | O | √ | √ | √ | √ |
| 30 | √ | √ | √ | √ | √ | √ | √ |
| Detection Percentage | 100% | 90% (>60%) | 86.67% (>60%) | 86.67% (>60%) | 93.33% (>60%) | 96.67% (>80%) | 96.67% (>70%) |

8. LIST OF TEST EQUIPMENT

| Manufacturer | Model / Equipment | Calibration Date | Calibration Interval | Serial No. |
|-----------------|------------------------------------|------------------|----------------------|------------|
| ADLINK | PXI/DFS Measurement System(S/G) | 03/22/2018 | Annual | 302581/735 |
| ADLINK | PXI/DFS Measurement System(S/A) | 03/22/2018 | Annual | 303582/113 |
| Agilent | N9020A / Signal Analyzer | 06/13/2017 | Annual | MY51110085 |
| Agilent | N1911A / Power Meter | 04/16/2018 | Annual | MY45100523 |
| Agilent | N1921A / Power Sensor | 04/16/2018 | Annual | MY52260025 |
| Narda | 4426-4 / 4 Way Power Divider | 02/08/2018 | Annual | 11927 |
| Agilent | 87300B / Directional Coupler | 11/20/2017 | Annual | 3116A03621 |
| Hewlett Packard | 11667B / Power Splitter | 06/12/2017 | Annual | 05001 |
| Agilent | 8493C / Attenuator(10 dB) | 07/10/2017 | Annual | 07560 |
| WEINSCHEL | 2-3 / Attenuator(3 dB) | 10/13/2017 | Annual | BR0617 |
| Weinschel | AF9003-69-31 / Step Attenuator | 10/12/2017 | Annual | 5701 |
| Cernex | CDPU5260404K / 4 Way Power Divider | 03/06/2018 | Annual | 14695 |