



Appendix 1. Test Setup Photos



Radiated Test (Below 30MHz)




Radiated Test (Below 1G)



Radiated Test (Above 1G)



Radiated Test (Above 1G)



Conducted Test 1



Conducted Test 2

A. Setup photo of EUT

Photo of radiated spurious emission at below 30MHz






Photo of radiated spurious emission at 30MHz ~ 1 000MHz



Photo of radiated spurious emission at above 1 000MHz





Test setup photo of EUT

A. Setup photo of EUT

Photo of radiated spurious emission at below 30MHz




Photo of radiated spurious emission at 30MHz ~ 1 000MHz



Photo of radiated spurious emission at above 1 000MHz






Photo of conducted test setup

