

# KCTL Inc.

65, Sinwon-ro, Yeongtong-gu,  
Suwon-si, Gyeonggi-do, 16677, Korea  
TEL: 82-31-285-0894 FAX: 82-505-299-8311  
[www.kctl.co.kr](http://www.kctl.co.kr)

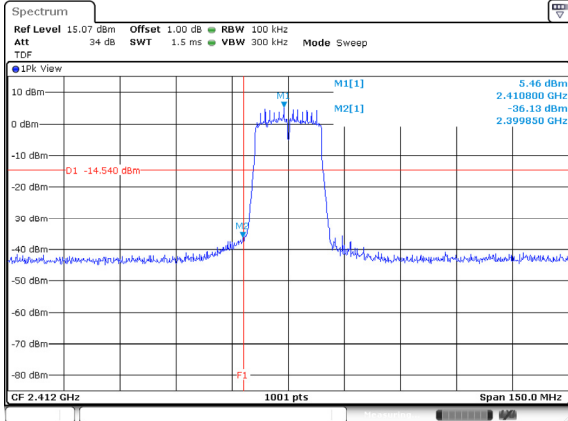
Report No.:  
KR20-SRF0029-B

Page (143) of (155)

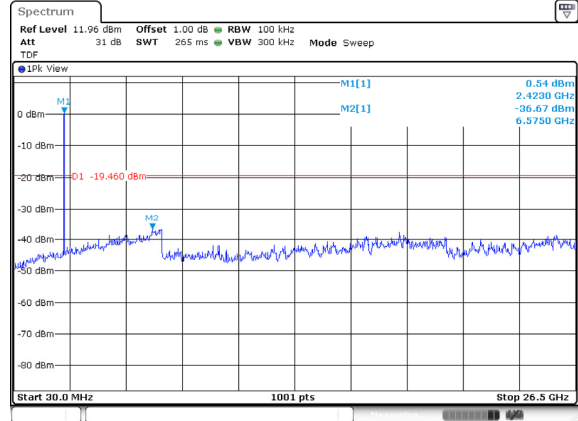


## 802.11n HT20

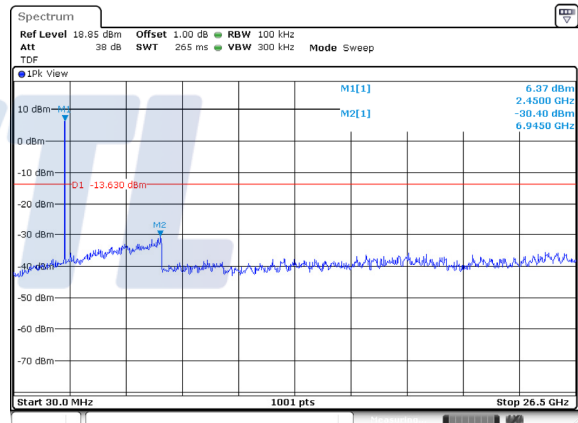
### Conducted band-edge / 2 412 MHz



### Conducted spurious / 2 412 MHz

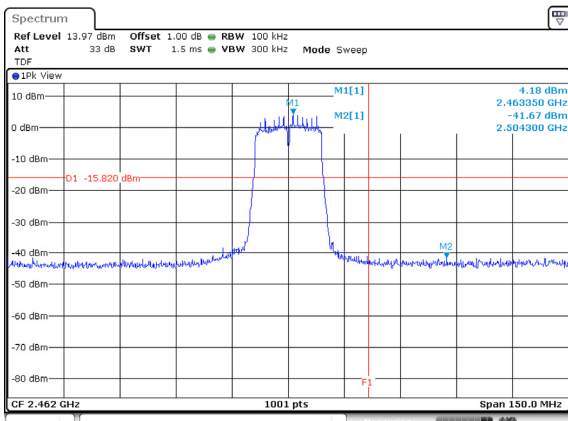


### Conducted spurious / 2 437 MHz

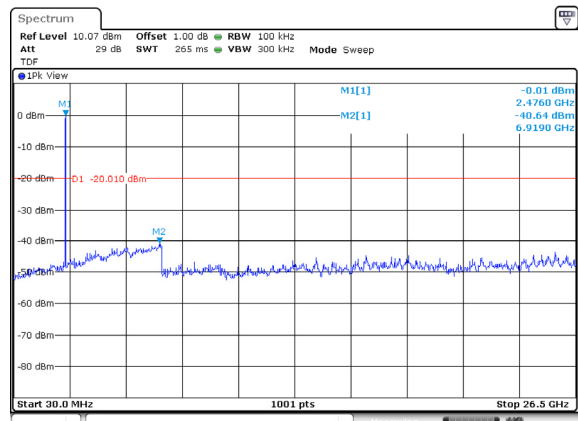


Blank

### Conducted band-edge / 2 462 MHz

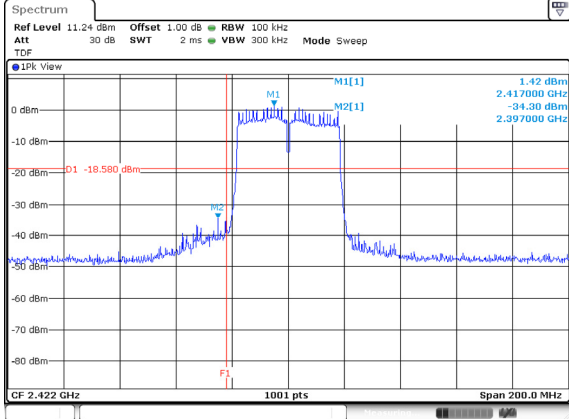


### Conducted spurious / 2 462 MHz

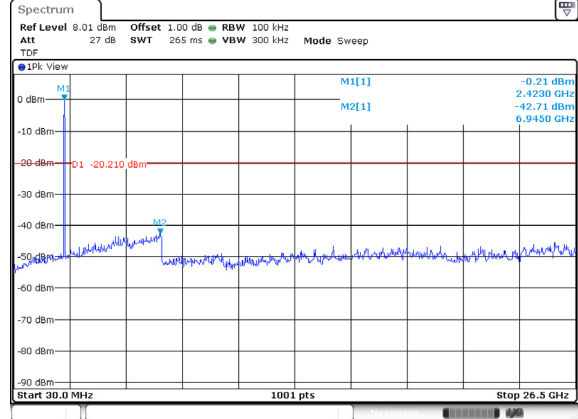


**802.11n HT40**

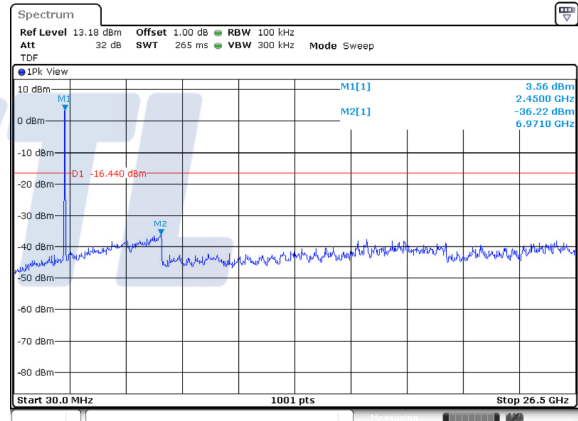
**Conducted band-edge / 2 422 MHz**



**Conducted spurious / 2 422 MHz**

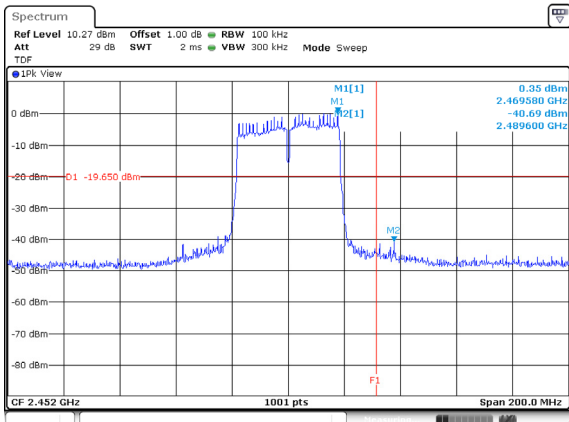


**Conducted spurious / 2 437 MHz**

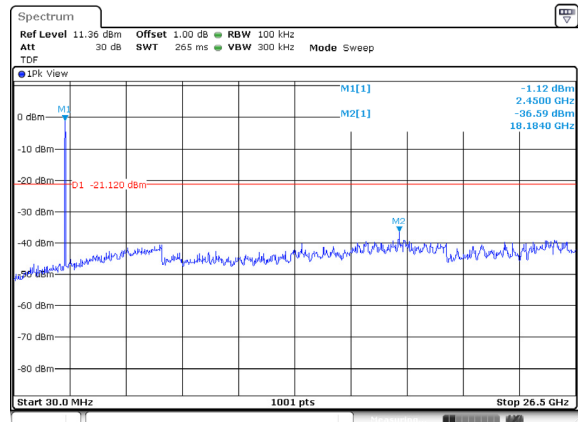


Blank

**Conducted band-edge / 2 452 MHz**



**Conducted spurious / 2 452 MHz**



# KCTL Inc.

65, Sinwon-ro, Yeongtong-gu,  
Suwon-si, Gyeonggi-do, 16677, Korea  
TEL: 82-31-285-0894 FAX: 82-505-299-8311  
[www.kctl.co.kr](http://www.kctl.co.kr)

Report No.:  
KR20-SRF0029-B

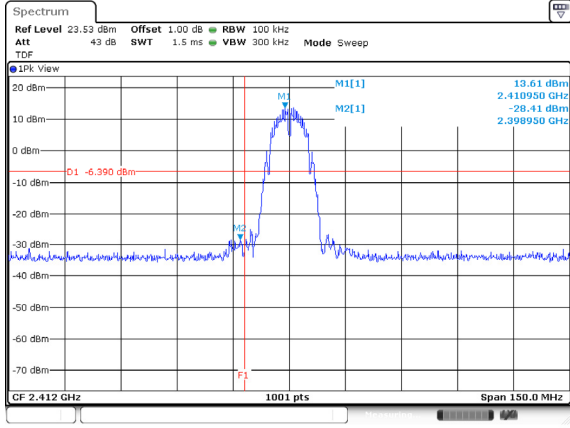
Page (145) of (155)



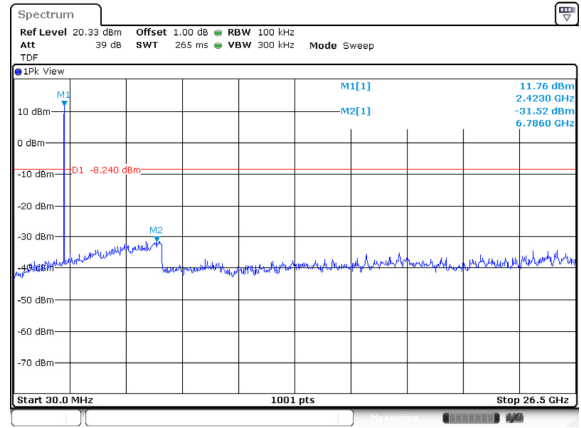
## SISO ANT 1

802.11b

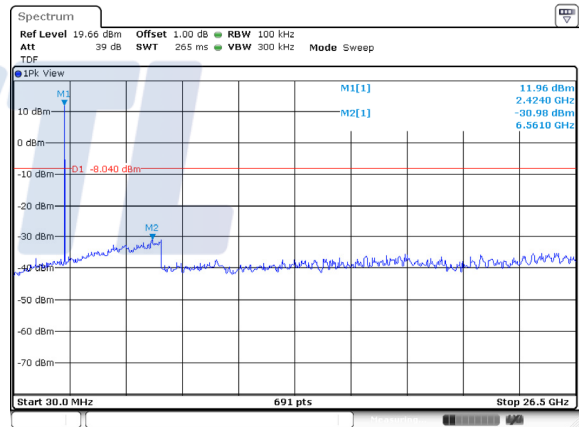
### Conducted band-edge / 2 412 MHz



### Conducted spurious / 2 412 MHz

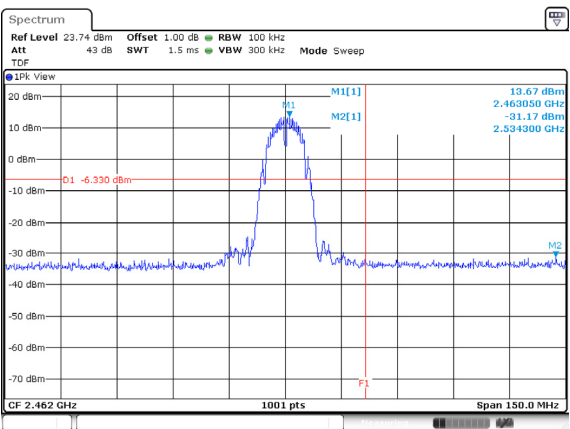


### Conducted spurious / 2 437 MHz

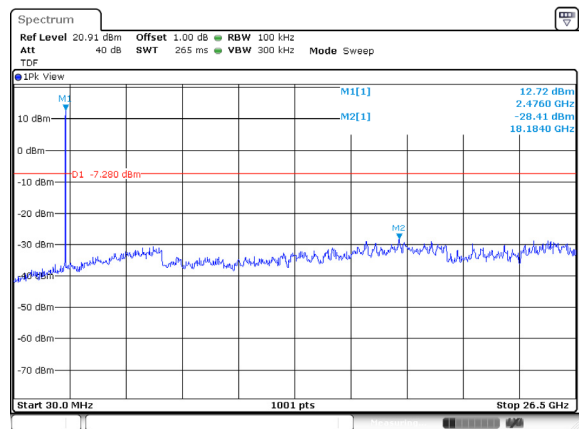


Blank

### Conducted band-edge / 2 462 MHz

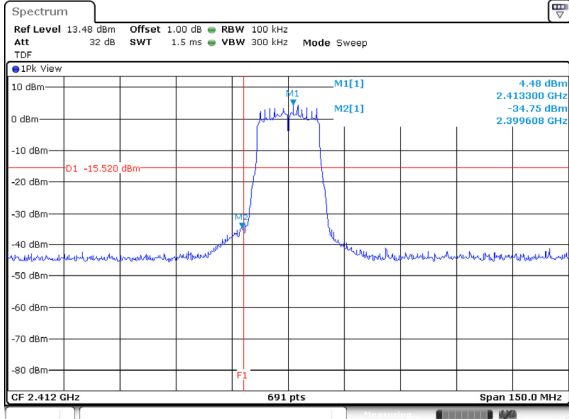


### Conducted spurious / 2 462 MHz

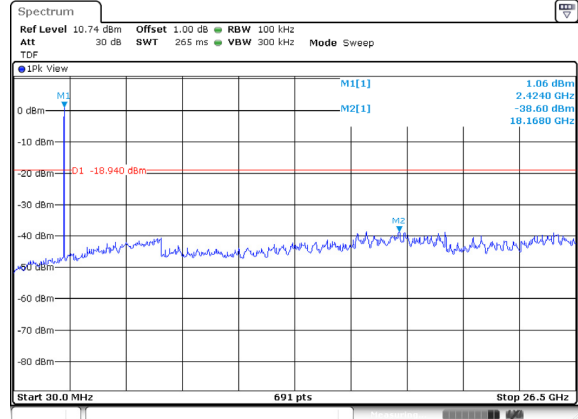


**802.11g**

**Conducted band-edge / 2 412 MHz**

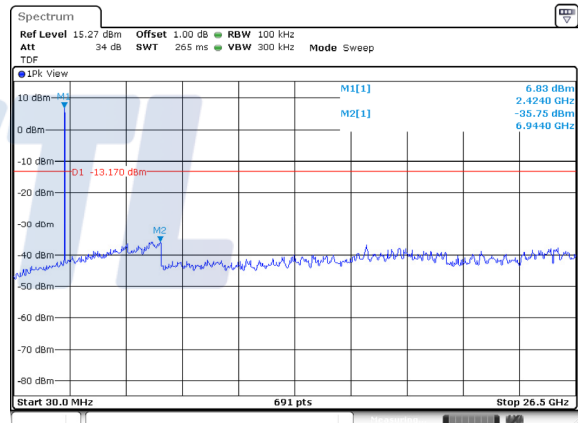


**Conducted spurious / 2 412 MHz**

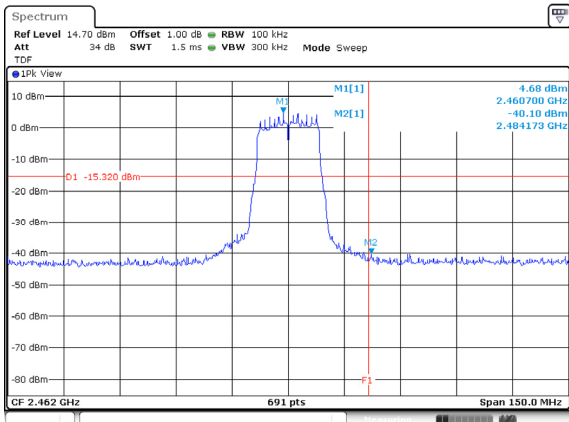


**Conducted spurious / 2 437 MHz**

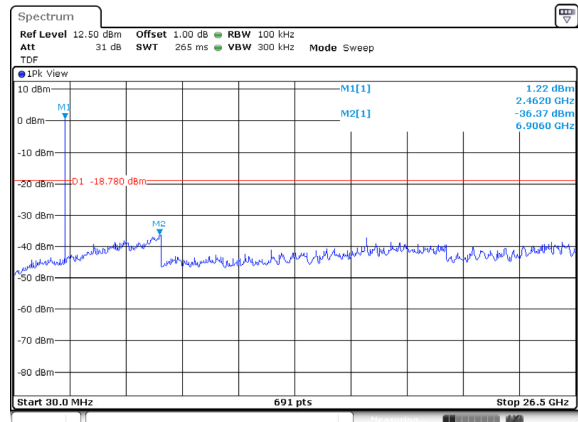
Blank



**Conducted band-edge / 2 462 MHz**

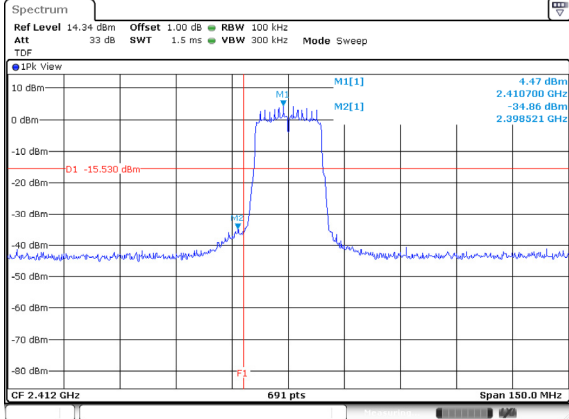


**Conducted spurious / 2 462 MHz**

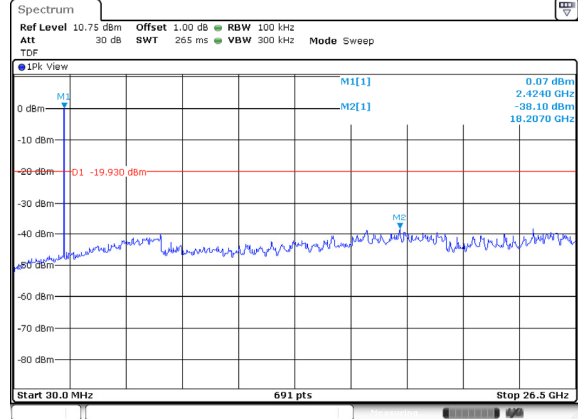


**802.11n HT20**

**Conducted band-edge / 2 412 MHz**

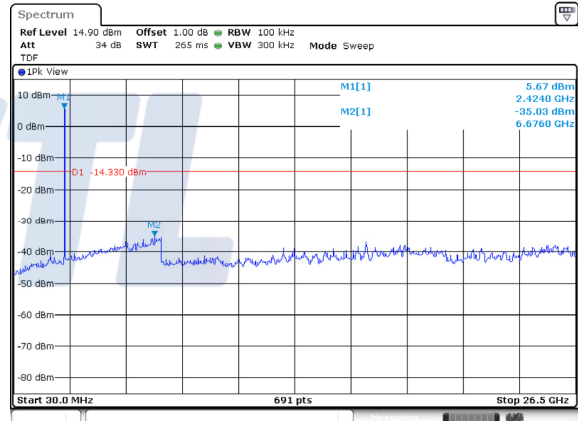


**Conducted spurious / 2 412 MHz**

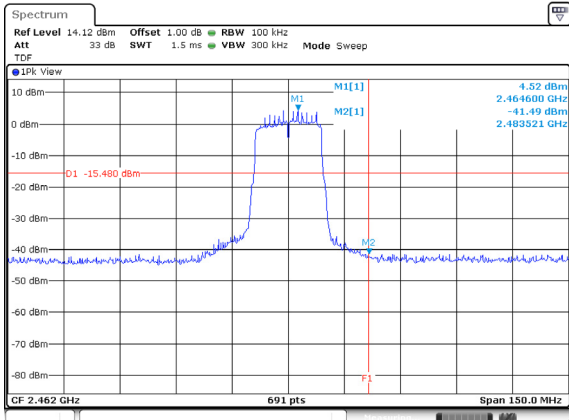


**Conducted spurious / 2 437 MHz**

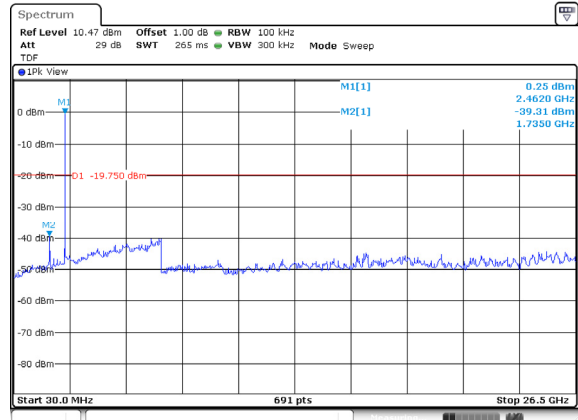
Blank



**Conducted band-edge / 2 462 MHz**



**Conducted spurious / 2 462 MHz**



# KCTL Inc.

65, Sinwon-ro, Yeongtong-gu,  
Suwon-si, Gyeonggi-do, 16677, Korea  
TEL: 82-31-285-0894 FAX: 82-505-299-8311  
[www.kctl.co.kr](http://www.kctl.co.kr)

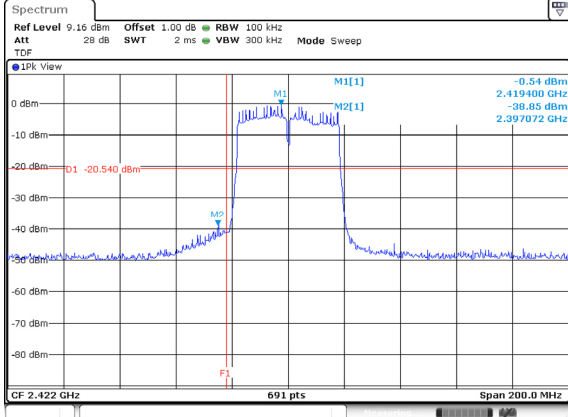
Report No.:  
KR20-SRF0029-B

Page (148) of (155)

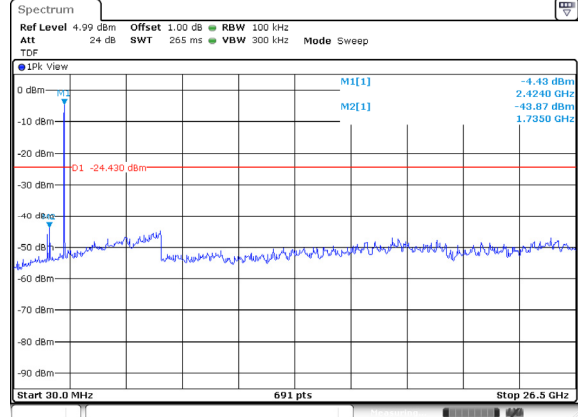


## 802.11n HT40

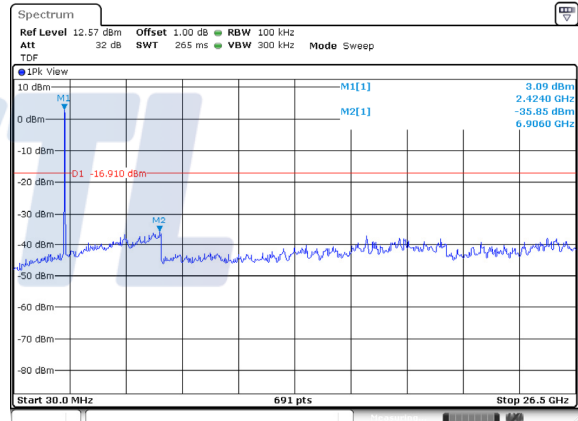
### Conducted band-edge / 2 422 MHz



### Conducted spurious / 2 422 MHz

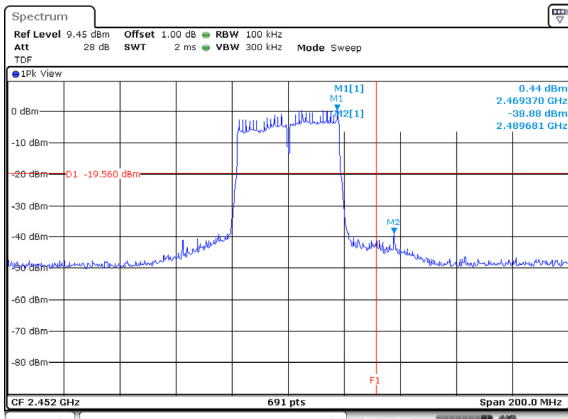


### Conducted spurious / 2 437 MHz

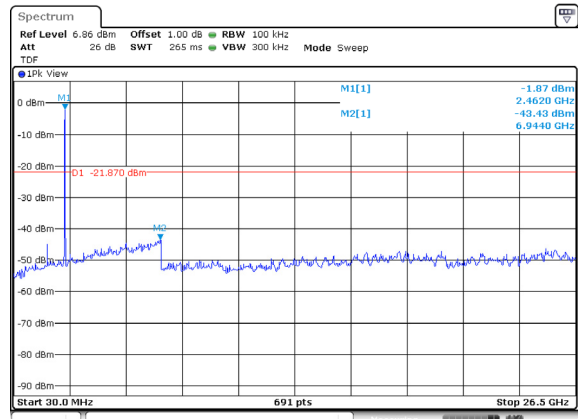


Blank

### Conducted band-edge / 2 452 MHz



### Conducted spurious / 2 452 MHz



# KCTL Inc.

65, Sinwon-ro, Yeongtong-gu,  
Suwon-si, Gyeonggi-do, 16677, Korea  
TEL: 82-31-285-0894 FAX: 82-505-299-8311  
[www.kctl.co.kr](http://www.kctl.co.kr)

Report No.:  
KR20-SRF0029-B

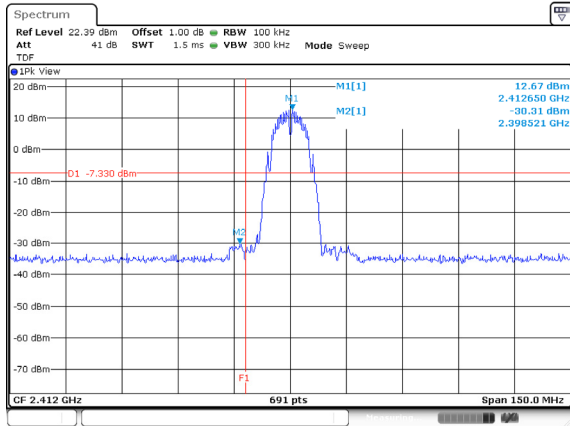
Page (149) of (155)



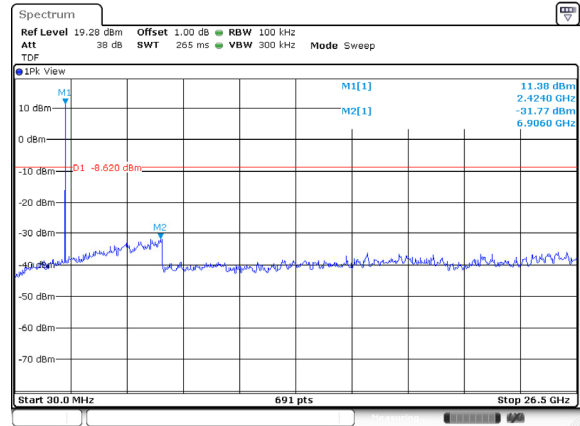
## SISO ANT 2

802.11b

### Conducted band-edge / 2 412 MHz

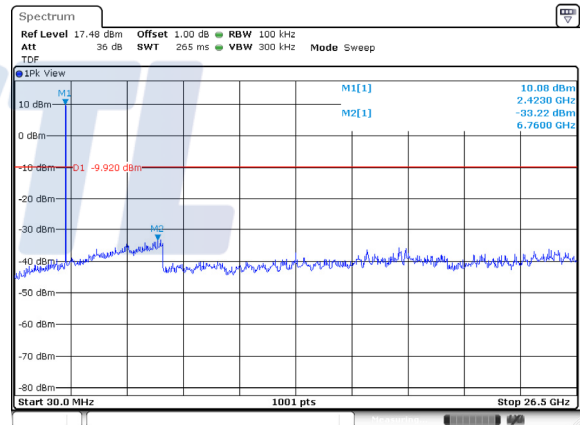


### Conducted spurious / 2 412 MHz

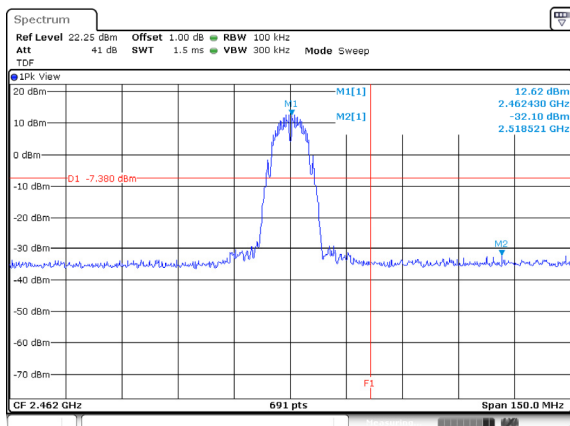


### Conducted spurious / 2 437 MHz

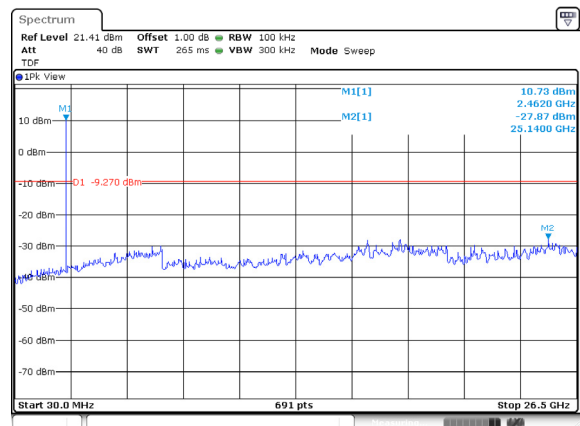
Blank



### Conducted band-edge / 2 462 MHz

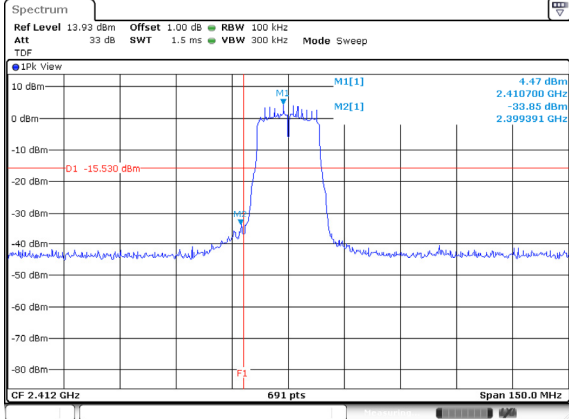


### Conducted spurious / 2 462 MHz

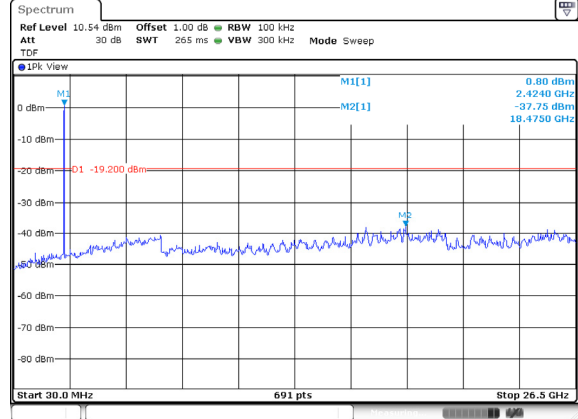


**802.11g**

**Conducted band-edge / 2 412 MHz**

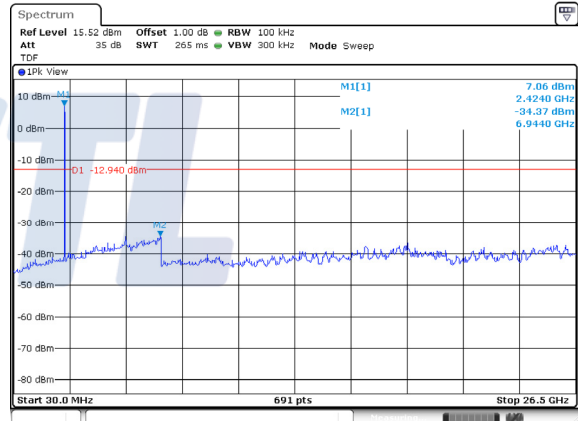


**Conducted spurious / 2 412 MHz**

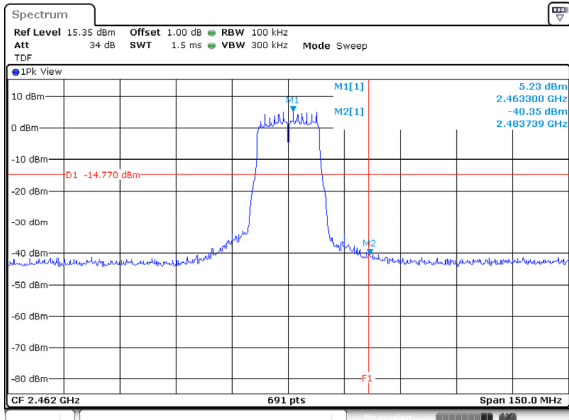


**Conducted spurious / 2 437 MHz**

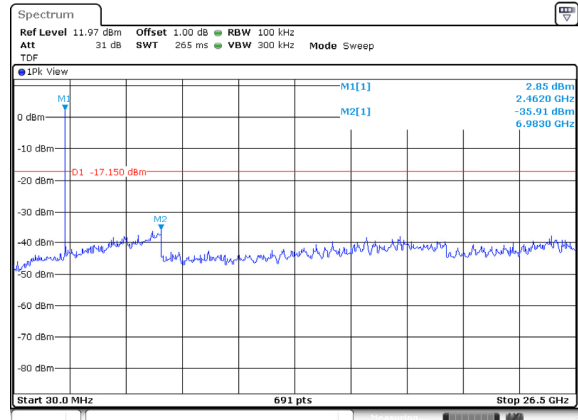
Blank



**Conducted band-edge / 2 462 MHz**



**Conducted spurious / 2 462 MHz**





# KCTL Inc.

65, Sinwon-ro, Yeongtong-gu,  
Suwon-si, Gyeonggi-do, 16677, Korea  
TEL: 82-31-285-0894 FAX: 82-505-299-8311  
[www.kctl.co.kr](http://www.kctl.co.kr)

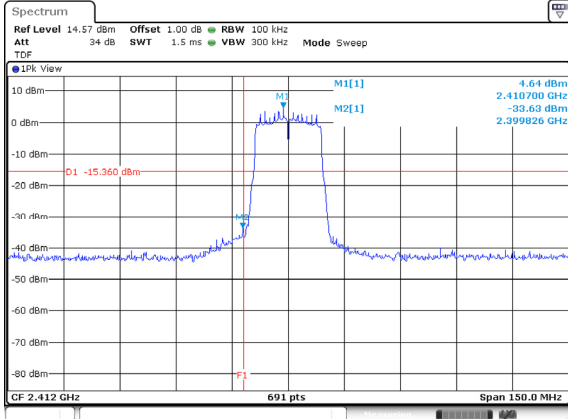
Report No.:  
KR20-SRF0029-B

Page (151) of (155)

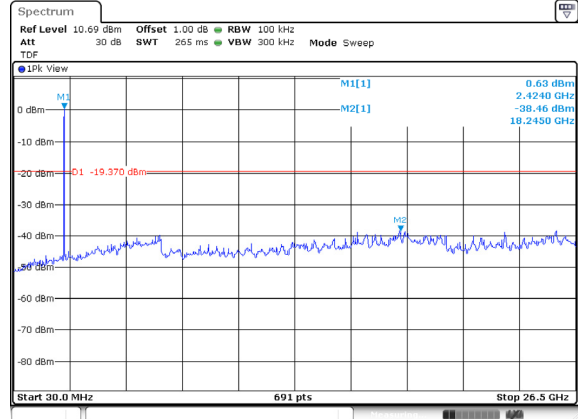


## 802.11n HT20

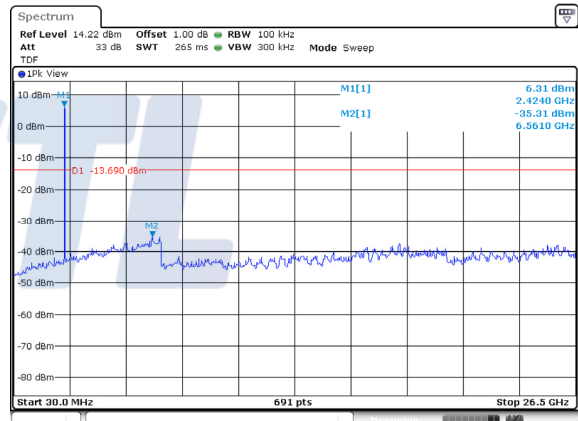
### Conducted band-edge / 2 412 MHz



### Conducted spurious / 2 412 MHz

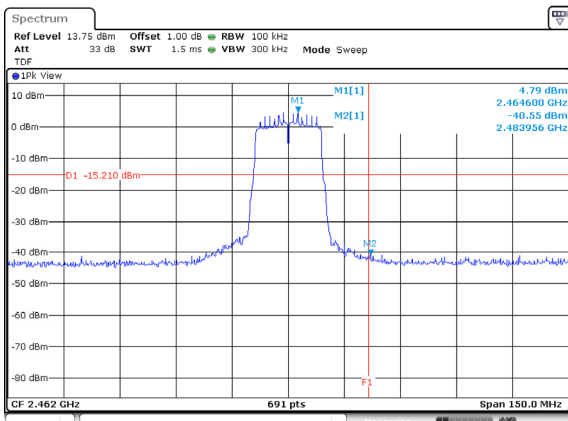


### Conducted spurious / 2 437 MHz

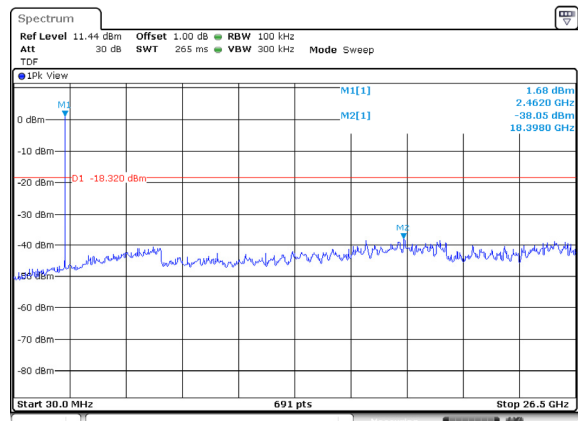


Blank

### Conducted band-edge / 2 462 MHz



### Conducted spurious / 2 462 MHz



# KCTL Inc.

65, Sinwon-ro, Yeongtong-gu,  
Suwon-si, Gyeonggi-do, 16677, Korea  
TEL: 82-31-285-0894 FAX: 82-505-299-8311  
[www.kctl.co.kr](http://www.kctl.co.kr)

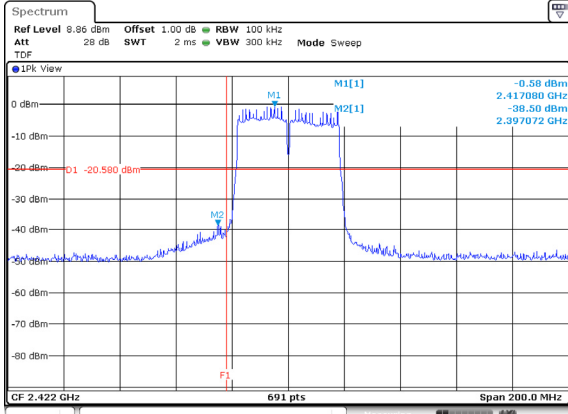
Report No.:  
KR20-SRF0029-B

Page (152) of (155)

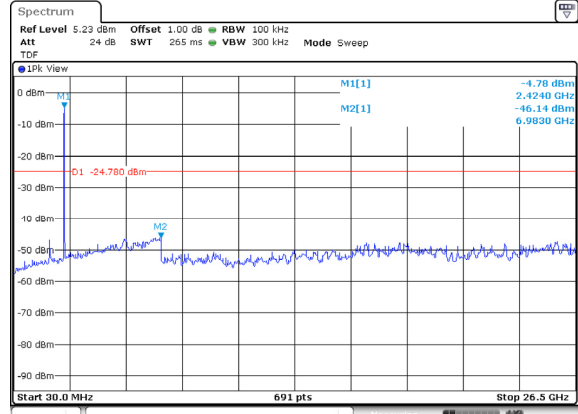


## 802.11n HT40

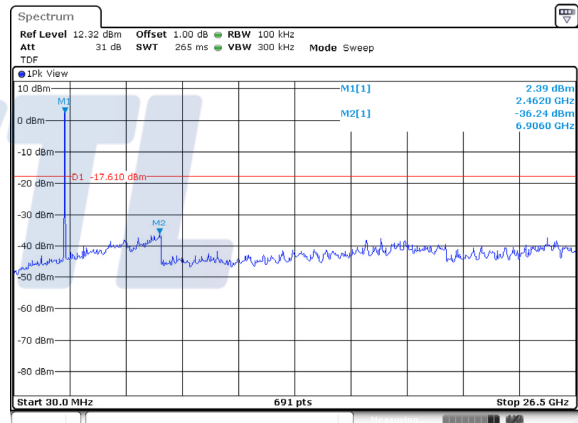
### Conducted band-edge / 2 422 MHz



### Conducted spurious / 2 422 MHz

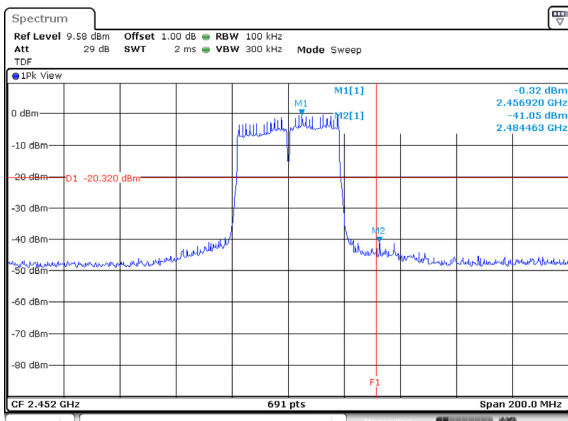


### Conducted spurious / 2 437 MHz

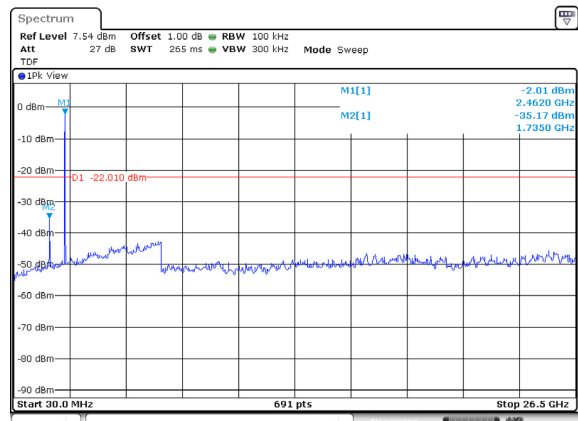


Blank

### Conducted band-edge / 2 452 MHz

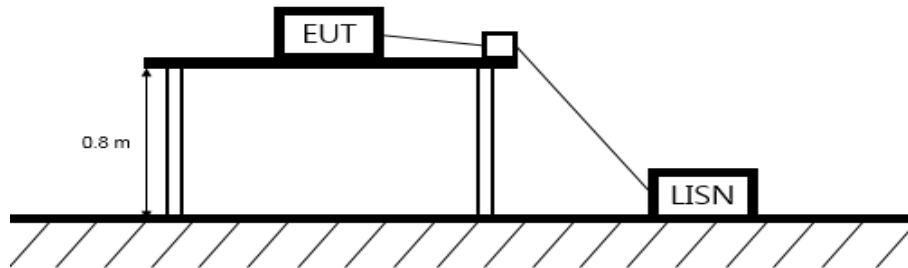


### Conducted spurious / 2 452 MHz



## 7.6. AC Conducted emission

### Test setup



### Limit

According to 15.207(a), RSS-Gen(8.8) for an intentional radiator that is designed to be connected to the public utility (AC) power line, the radio frequency voltage that is conducted back onto the AC power line on any frequency or frequencies, within the band 150 kHz to 30 MHz, shall not exceed the limits in the following table, as measured using a 50 $\mu$ H/50 ohm line impedance stabilization network (LISN). Compliance with the provision of this paragraph shall be on the measurement of the radio frequency voltage between each power line and ground at the power terminal. The lower applies at the boundary between the frequencies ranges.

Frequency of Emission (MHz)	Conducted limit (dB $\mu$ V/m)	
	Quasi-peak	Average
0.15 – 0.50	66 - 56*	56 - 46*
0.50 – 5.00	56	46
5.00 – 30.0	60	50

### Test procedure

ANSI C63.10-2013 - Section 6.2

### Test settings

- The EUT was placed on a wooden table of size, 1 m by 1.5 m, raised 80 cm in which is located 40 cm away from the vertical wall and 1.5m away from the side wall of the shielded room.
- Each current-carrying conductor of the EUT power cord was individually connected through a 50 $\Omega$ /50 $\mu$ H LISN, which is an input transducer to a spectrum analyzer or an EMI/Field Intensity Meter, to the input power source.
- Exploratory measurements were made to identify the frequency of the emission that had the highest amplitude relative to the limit by operating the EUT in a range of typical modes of operation, cable position, and with a typical system equipment configuration and arrangement. Based on the exploratory tests of the EUT, the one EUT cable configuration and arrangement and mode of operation that had produced the emission with the highest amplitude relative to the limit was selected for the final measurement.
- The final test on all current-carrying conductors of all of the power cords to the equipment that comprises the EUT (but not the cords associated with other non-EUT equipment in the system) was then performed over the frequency range of 0.15 MHz to 30 MHz.
- The measurements were made with the detector set to peak amplitude within a bandwidth of 10 kHz or to quasi-peak and average within a bandwidth of 9 kHz. The EUT was in transmitting mode during the measurements.

# KCTL Inc.

65, Sinwon-ro, Yeongtong-gu,  
Suwon-si, Gyeonggi-do, 16677, Korea  
TEL: 82-31-285-0894 FAX: 82-505-299-8311  
[www.kctl.co.kr](http://www.kctl.co.kr)

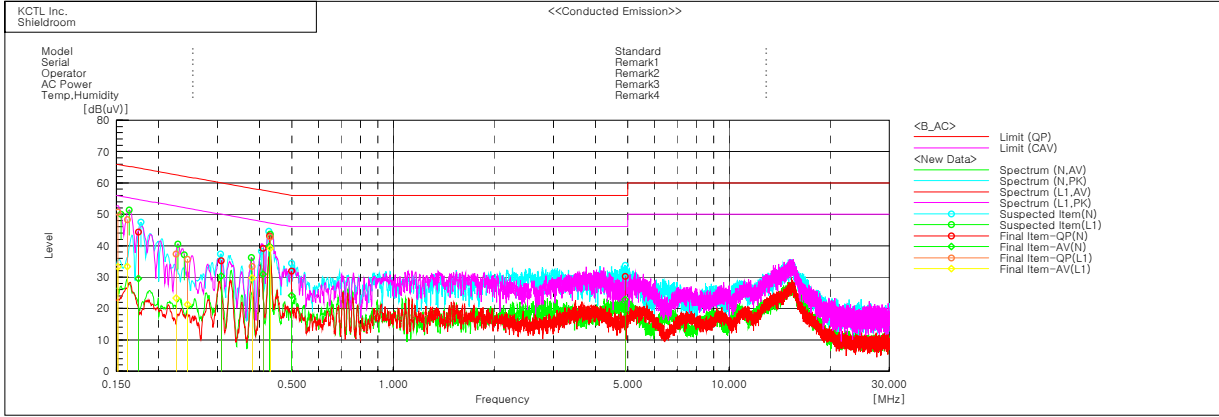
Report No.:  
KR20-SRF0029-B

Page (154) of (155)



## Test results

Worst case: 802.11n HT20 / MIMO / 2 437 MHz



### Final Result

--- N Phase ---

No.	Frequency [MHz]	Reading QP [dB(uV)]	Reading CAV [dB(uV)]	c. f [dB]	Result QP [dB(uV)]	Result CAV [dB(uV)]	Limit QP [dB(uV)]	Limit AV [dB(uV)]	Margin QP [dB]	Margin CAV [dB]
1	0.17428	34.3	19.4	10.1	44.4	29.5	64.8	54.8	20.4	25.3
2	0.30807	25.5	20.6	9.7	35.2	30.3	60.0	50.0	24.8	19.7
3	0.40991	29.3	21.1	9.8	39.1	30.9	57.7	47.7	18.6	16.8
4	0.42865	33.3	30.1	9.8	43.1	39.9	57.3	47.3	14.2	7.4
5	0.49906	22.0	14.2	9.9	31.9	24.1	56.0	46.0	24.1	21.9
6	4.90833	20.6	13.2	9.6	30.2	22.8	56.0	46.0	25.8	23.2

--- L1 Phase ---

No.	Frequency [MHz]	Reading QP [dB(uV)]	Reading CAV [dB(uV)]	c. f [dB]	Result QP [dB(uV)]	Result CAV [dB(uV)]	Limit QP [dB(uV)]	Limit AV [dB(uV)]	Margin QP [dB]	Margin CAV [dB]
1	0.15142	40.9	23.5	9.8	50.7	33.3	65.9	55.9	15.2	22.6
2	0.16158	38.3	23.4	10.0	48.3	33.4	65.4	55.4	17.1	22.0
3	0.2261	27.6	13.6	9.7	37.3	23.3	62.6	52.6	25.3	29.3
4	0.24407	26.1	11.6	9.6	35.7	21.2	62.0	52.0	26.3	30.8
5	0.38061	23.6	20.0	9.8	33.4	29.8	58.3	48.3	24.9	18.5
6	0.43109	33.0	29.3	9.8	42.8	39.1	57.2	47.2	14.4	8.1

**8. Measurement equipment**

Equipment Name	Manufacturer	Model No.	Serial No.	Next Cal. Date
Spectrum Analyzer	R&S	FSV30	100806	20.07.30
Spectrum Analyzer	R&S	FSV40	100988	21.01.03
Pulse Power Meter	ANRITSU	ML2495A	1608009	20.07.31
Pulse Power Sensor	ANRITSU	MA2411B	1726174	20.07.31
ATTENUATOR	R&S	DNF Dämpfungsglied 10 dB in N-50 Ohm	31212	20.05.13
EMI TEST RECEIVER	R&S	ESC17	100732	20.08.22
Bi-Log Antenna	SCHWARZBECK	VULB 9168	583	20.05.04
Amplifier	SONOMA INSTRUMENT	310N	284608	20.08.22
COAXIAL FIXED ATTENUATOR	Agilent	8491B-003	2708A18758	20.05.04
Horn antenna	ETS.lindgren	3116	00086632	21.02.17
Horn antenna	ETS.lindgren	3117	155787	20.10.24
Attenuator	API Inmet	40AH2W-10	12	20.05.15
Broadband PreAmplifier	SCHWARZBECK	BBV9718	216	20.07.30
AMPLIFIER	L-3 Narda-MITEQ	AMF-7D-01001800 -22-10P	2031196	21.02.12
AMPLIFIER	L-3 Narda-MITEQ	JS44-18004000-33-8P	2000996	21.01.22
LOOP Antenna	R&S	HFH2-Z2	100355	20.08.24
Antenna Mast	Innco Systems	MA4640-XP-ET	-	-
Turn Table	Innco Systems	DT2000	79	-
Antenna Mast	Innco Systems	MA4000-EP	303	-
Turn Table	Innco Systems	DT2000	79	-
Highpass Filter	WT	WT-A1698-HS	WT160411001	20.05.14
TWO-LINE V - NETWORK	R&S	ENV216	101358	20.04.05
EMI TEST RECEIVER	R&S	ESCI	100001	20.08.22
Vector Signal Generator	R&S	SMBV100A	257566	20.07.16
Signal Generator	R&S	SMR40	100007	20.05.13
Cable Assembly	RadiAll	2301761768000PJ	1724.659	-
Cable Assembly	gigalane	RG-400	-	-
Cable Assembly	HUER+SUHNER	SUCOFLEX 104	MY4342/4	-

**End of test report**