

FCC Test Report

Client Name : Autel Intelligent Tech. Corp., Ltd.
Address : 7th-8th, 10th Floor, Bldg. B1, Zhiyuan, Xueyuan Rd., Xili,
Nanshan Shenzhen China
Product Name : Wheel Alignment & ADAS Calibration
Date : Mar. 01, 2022



Shenzhen Anbotek Compliance Laboratory Limited

Contents

1. General Information.....	5
1.1. Client Information.....	5
1.2. Description of Device (EUT).....	5
1.3. Auxiliary Equipment Used During Test.....	7
1.4. Description of Test Modes.....	7
1.5. Description Of Test Setup.....	8
1.6. Test Equipment List.....	9
1.7. Measurement Uncertainty.....	10
1.8. Description of Test Facility.....	10
2. Summary of Test Results.....	11
3. Conducted Emission Test.....	12
3.1. Test Standard and Limit.....	12
3.2. Test Setup.....	12
3.3. Test Procedure.....	12
3.4. Test Data.....	13
4. Radiation Spurious Emission and Band Edge.....	16
4.1. Test Standard and Limit.....	16
4.2. Test Setup.....	17
4.3. Test Procedure.....	18
4.4. Test Data.....	19
5. Maximum conducted output power Test.....	51
5.1. Test Standard and Limit.....	51
5.2. Test Setup.....	51
5.3. Test Procedure.....	51
5.4. Test Data.....	52
6. Occupy Bandwidth Test.....	53
6.1. Test Standard.....	53
6.2. Test Setup.....	53
6.3. Test Procedure.....	53
6.4. Test Data.....	53
7. Power Spectral Density Test.....	54
7.1. Test Standard and Limit.....	54
7.2. Test Setup.....	54
7.3. Test Procedure.....	54
7.4. Test Data.....	55
8. Frequency Stability.....	56
8.1. Test Standard and Limit.....	56
8.2. Test Setup.....	56
8.3. Test Procedure.....	56
8.4. Test Data.....	56

9. Antenna Requirement..... 73
 9.1. Test Standard and Requirement..... 73
 9.2. Antenna Connected Construction..... 73
APPENDIX I -- TEST SETUP PHOTOGRAPH..... 74
APPENDIX II -- EXTERNAL PHOTOGRAPH..... 76
APPENDIX III -- INTERNAL PHOTOGRAPH..... 76
APPENDIX IV -- Appendix Test Data..... 77

TEST REPORT

Applicant : Autel Intelligent Tech. Corp., Ltd.
Manufacturer : Autel Intelligent Tech. Corp., Ltd.
Product Name : Wheel Alignment & ADAS Calibration
Model No. : IA900WA
Trade Mark : AUTEL
Rating(s) : Input: AC 100-264V/5A

**Test Standard(s) : FCC Part15 Subpart E, Paragraph 15.407
ANSI C63.10: 2020,**

**Test Method(s) : KDB 789033 D02 General UNII Test Procedures New Rules v02r01
KDB662911 D01 Multiple Transmitter Output v02r01**

The device described above is tested by Shenzhen Anbotek Compliance Laboratory Limited to determine the maximum emission levels emanating from the device and the severe levels of the device can endure and its performance criterion. The measurement results are contained in this test report and Shenzhen Anbotek Compliance Laboratory Limited is assumed full of responsibility for the accuracy and completeness of these measurements. Also, this report shows that the EUT (Equipment Under Test) is technically compliant with the FCC Part 15 Subpart E requirements.

This report applies to above tested sample only and shall not be reproduced in part without written approval of Shenzhen Anbotek Compliance Laboratory Limited.

Date of Receipt

Feb. 14, 2022

Date of Test

Feb. 14~22, 2022

Prepared By

Nian xiu Chen

(Nianxiu Chen)

Approved & Authorized Signer

Tom Chen

(Tom Chen)

1. General Information

1.1. Client Information

Applicant	:	Autel Intelligent Tech. Corp., Ltd.
Address	:	7th-8th, 10th Floor, Bldg. B1, Zhiyuan, Xueyuan Rd., Xili, Nanshan Shenzhen China
Manufacturer	:	Autel Intelligent Tech. Corp., Ltd.
Address	:	7th-8th, 10th Floor, Bldg. B1, Zhiyuan, Xueyuan Rd., Xili, Nanshan Shenzhen China
Factory 1	:	Autel Intelligent Technology Corp., Ltd. Guangming Branch
Address	:	7F&6F, East Wing, Building 2, and 6F of Electronical Building, Yanxiang Industrial Zone, Gaoxin Rd, Dongzhou Community of Guangming New District, Shenzhen
Factory 2	:	AUTEL VIETNAM COMPANY LIMITED
Address	:	4th Floor, Factory#6, Land#CN1, An Duong Industrial Zone, Hong Phong Township, An Duong County, Hai Phong, Viet Nam

1.2. Description of Device (EUT)

Product Name	:	Wheel Alignment & ADAS Calibration
Model No.	:	IA900WA
Trade Mark	:	AUTEL
Test Power Supply	:	AC 120V, 60Hz
Test Sample No.	:	1-2-1(Normal Sample), 1-2-2(Engineering Sample)
Product Description	:	Operation Frequency: BDR+EDR: 2402-2480MHz Module 1/Module 2: WiFi 2.4G: 2412~2462MHz for 802.11b/g/n(HT20) 2422~2452MHz for 802.11n(HT40) WiFi 5.2G: 5180~5240MHz WiFi 5.8G: 5745~5825MHz
		Number of Channel: BDR+EDR: 79 Channels Module 1/Module 2: WiFi 2.4G: 11 Channels for 802.11b/g/n(HT20) 7 Channels for 802.11n(HT40) WiFi 5.2G: 4 Channels for 802.11a/n(HT20)/ac(HT20) 2 Channels for 802.11n(HT40)/ac(HT40) 1 Channels for 802.11ac(HT80) WiFi 5.8G: 5 Channels for 802.11a/n(HT20)/ac(HT20)

		2 Channels for 802.11n(HT40)/ac(HT40) 1 Channels for 802.11ac(HT80)
	Modulation Type:	BDR+EDR: GFSK, $\pi/4$ -DQPSK, 8-DPSK Module 1/Module 2: WiFi 2.4G: CCK, DQPSK, DBPSK for DSSS; 64QAM, 16QAM, QPSK, BPSK for OFDM WiFi 5G: OFDM with BPSK, QPSK, 16QAM, 64QAM, 256QAM
	Antenna Type:	BDR+EDR: Ceramic Antenna Module 1 WiFi 2.4G: FPC Antenna Module 2 WiFi 2.4G: FPC Antenna Module 1 WiFi 5G: FPC Antenna Module 2 WiFi 5G: FPC Antenna
	Antenna Gain(Peak):	BDR+EDR: 0.5 dBi (Provided by customer) Module 1 WiFi 2.4G ANT1/ANT2: 2.4 dBi (Provided by customer) Module 2 WiFi 2.4G ANT1/ANT2: 2.5 dBi (Provided by customer) Module 1 WiFi 5.2G ANT1/ANT2: 2 dBi (Provided by customer) Module 2 WiFi 5.2G ANT1/ANT2: 2 dBi (Provided by customer) Module 1 WiFi 5.8G ANT1/ANT2: 2 dBi (Provided by customer) Module 2 WiFi 5.8G ANT1/ANT2: 2 dBi (Provided by customer)
	Adapter:	N/A
<p>Remark: 1) For a more detailed features description, please refer to the manufacturer's specifications or the User's Manual. 2) This report is for 5.2G WiFi&WiFi 5.8G module. 3) Only 802.11n(HT20), 802.11n(HT40), 802.11ac(HT20), 802.11ac(HT40), 802.11ac(HT80) support MIMO.</p>		

1.3. Auxiliary Equipment Used During Test

N/A	:	
-----	---	--

1.4. Description of Test Modes

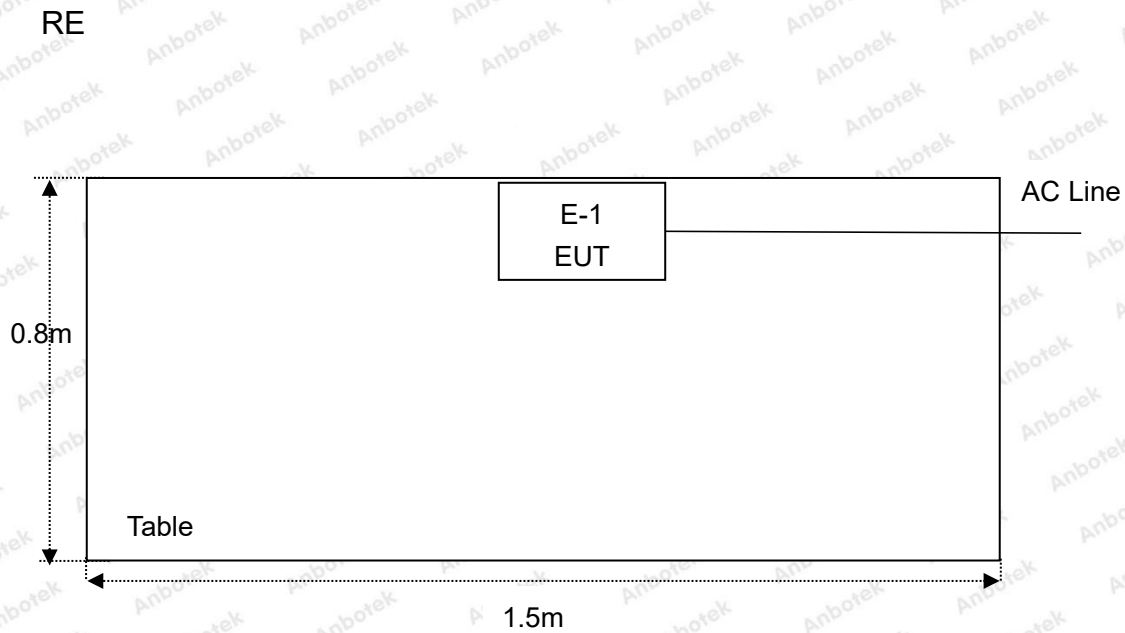
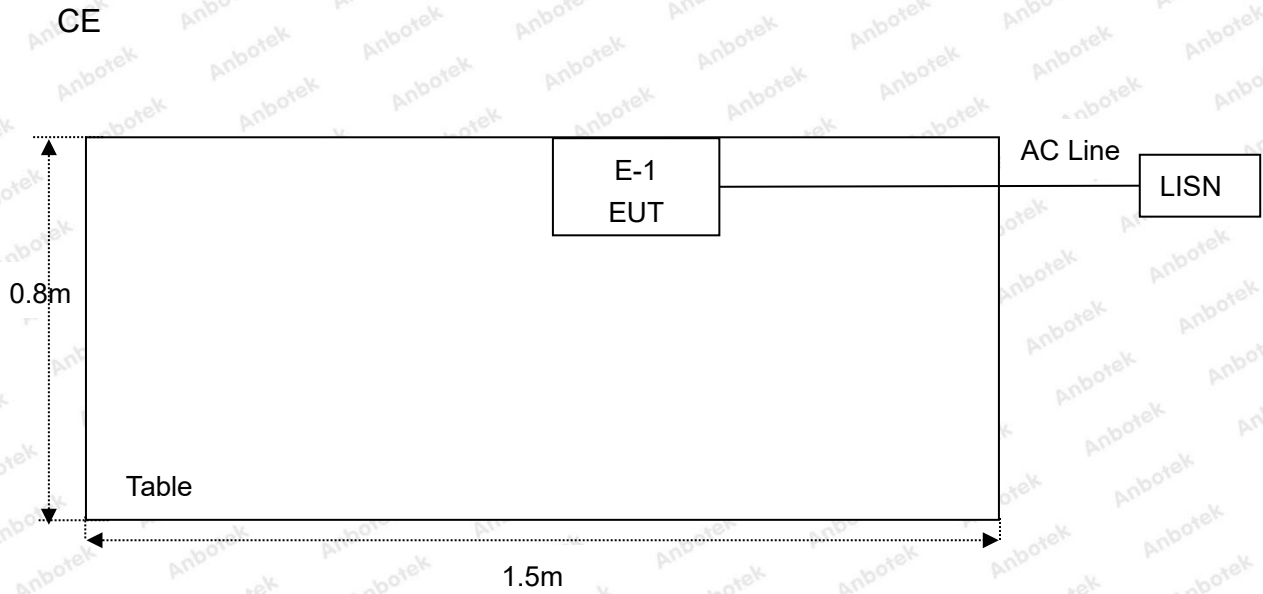
To investigate the maximum EMI emission characteristics generates from EUT, the test system was pre-scanning tested base on the consideration of following EUT operation mode or test configuration mode which possible have effect on EMI emission level. Each of these EUT operation mode(s) or test configuration mode(s) mentioned above was evaluated respectively.

Frequency Band	Mode	Test channel	Frequency (MHz)
5.2GHz	OFDM(802.11a/n20/ac20)	CH 36	5180MHz
		CH 40	5200MHz
		CH 48	5240MHz
	OFDM(802.11n40/ac40)	CH 38	5190MHz
		CH 46	5230MHz
		CH 42	5210MHz
5.8GHz	OFDM(802.11a/n20/ac20)	CH 149	5745MHz
		CH 157	5785MHz
		CH 165	5825MHz
	OFDM(802.11n40/ac40)	CH 151	5755MHz
		CH 159	5795MHz
		CH 155	5775MHz

Note:

1. The measurements are performed at the highest, middle, lowest available channels.
2. The EUT has been tested as an independent unit. And Continual Transmitting in maximum power.
3. For the relevant Conducted Measurement, the temporary antenna connector is used during the measurement. Antenna Connector Impedance: 50Ω, Cable Loss: 1.0 dB
4. The EUT was programmed to be in continuously transmitting mode and the transmit duty cycle is more than 98%

1.5. Description Of Test Setup



1.6. Test Equipment List

Item	Equipment	Manufacturer	Model No.	Serial No.	Last Cal.	Cal. Interval
1.	Three Phase V-type Artificial Power Network	CYBERTEK	EM5040DT	E215040DT001	Jul 05, 2021	1 Year
2.	EMI Test Receiver	Rohde & Schwarz	ESCI	100627	Oct. 22, 2021	1 Year
3.	EMI Test Receiver	Rohde & Schwarz	ESR26	101481	Oct. 22, 2021	1 Year
4.	RF Switching Unit	Compliance Direction	RSU-M2	38303	Oct. 22, 2021	1 Year
5.	MAX Spectrum Analysis	Agilent	N9020A	MY51170037	Oct. 22, 2021	1 Year
6.	Preamplifier	SKET Electronic	BK1G18G30D	KD17503	Oct. 22, 2021	1 Year
7.	Double Ridged Horn Antenna	Instruments corporation	GTH-0118	351600	Oct. 22, 2021	2 Year
8.	Bilog Broadband Antenna	Schwarzbeck	VULB9163	VULB 9163-289	Oct. 22, 2021	2 Year
9.	Loop Antenna	Schwarzbeck	FMZB1519B	00053	Oct. 22, 2021	2 Year
10.	Horn Antenna	A-INFO	LB-180400-KF	J211060628	Oct. 22, 2021	2 Year
11.	Pre-amplifier	SONOMA	310N	186860	Oct. 22, 2021	1 Year
12.	EMI Test Software EZ-EMC	SHURPLE	N/A	N/A	N/A	N/A
13.	RF Test Control System	YIHENG	YH3000	2017430	Oct. 22, 2021	1 Year
14.	Power Sensor	DAER	RPR3006W	15I00041SN045	Oct. 22, 2021	1 Year
15.	Power Sensor	DAER	RPR3006W	15I00041SN046	Oct. 22, 2021	1 Year
16.	MXA Spectrum Analysis	KEYSIGHT	N9020A	MY53280032	Oct. 22, 2021	1 Year
17.	MXG RF Vector Signal Generator	Agilent	N5182A	MY48180656	Oct. 22, 2021	1 Year
18.	Signal Generator	Agilent	E4421B	MY41000743	Oct. 22, 2021	1 Year
19.	DC Power Supply	IVYTECH	IV3605	1804D360510	Oct. 22, 2021	1 Year
20.	Constant Temperature Humidity Chamber	ZHONGJIAN	ZJ-KHWS80B	N/A	Oct. 22, 2021	1 Year

1.7. Measurement Uncertainty

Radiation Uncertainty	:	Ur = 3.9 dB (Horizontal)
		Ur = 3.8 dB (Vertical)
Conduction Uncertainty	:	Uc = 3.4 dB

1.8. Description of Test Facility

The test facility is recognized, certified, or accredited by the following organizations:

FCC-Registration No.: 184111

Shenzhen Anbotek Compliance Laboratory Limited, EMC Laboratory has been registered and fully described in a report filed with the (FCC) Federal Communications Commission. The acceptance letter from the FCC is maintained in our files. Registration No. 184111.

ISED-Registration No.: 8058A

Shenzhen Anbotek Compliance Laboratory Limited, EMC Laboratory has been registered and fully described in a report filed with the (ISED) Innovation, Science and Economic Development Canada. The acceptance letter from the ISED is maintained in our files. Registration 8058A.

Test Location

Shenzhen Anbotek Compliance Laboratory Limited.
1/F, Building D, Sogood Science and Technology Park, Sanwei community, Hangcheng Street, Bao'an District, Shenzhen, Guangdong, China.518102

2. Summary of Test Results

Standard	Test Type	Result
15.207 & 15.407	Conducted Emission	PASS
15.205/15.209	Spurious Emission	PASS
15.407(b)	Band Edge	PASS
15.407(a)(5)	Occupy Bandwidth	PASS
15.407(a)(1)(ii)	Maximum Conducted Output Power	PASS
15.407(a)(1)	Peak Power Spectral Density	PASS
15.203	Antenna Requirement	PASS
15.407(g)	Frequency Stability	PASS

Remark: "N/A" is an abbreviation for Not Applicable.



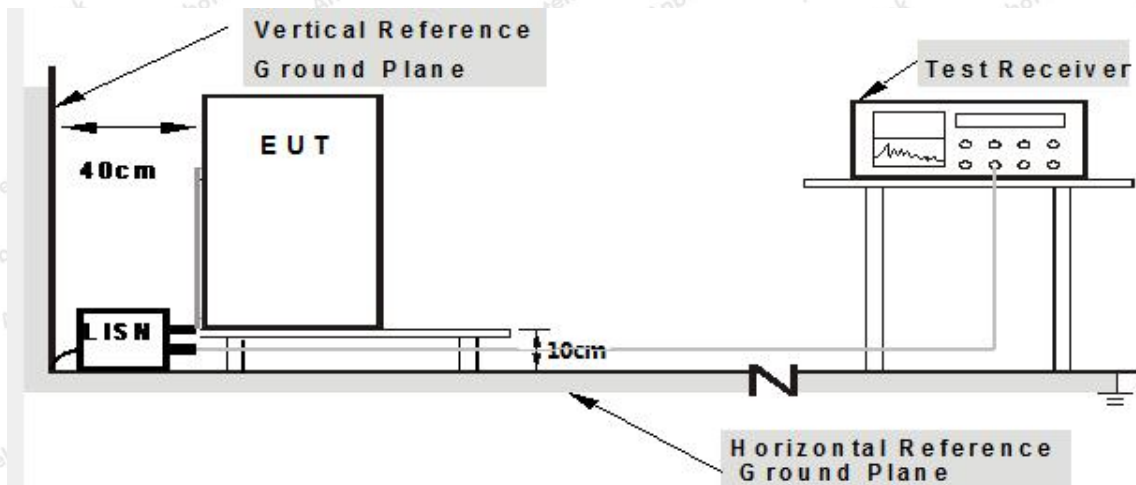
3. Conducted Emission Test

3.1. Test Standard and Limit

Test Standard	FCC Part15 Section 15.207&15.407		
Test Limit	Frequency	Maximum RF Line Voltage (dBuV)	
		Quasi-peak Level	Average Level
	150kHz~500kHz	66 ~ 56 *	56 ~ 46 *
	500kHz~5MHz	56	46
5MHz~30MHz	60	50	

Remark: (1) *Decreasing linearly with logarithm of the frequency.
 (2) The lower limit shall apply at the transition frequency.

3.2. Test Setup



- Note:**
1. Support units were connected to second LISN.
 2. Both of LISNs (AMN) are 80 cm from EUT and at least 80 from other units and other metal planes

3.3. Test Procedure

The EUT system is connected to the power mains through a line impedance stabilization network (L.I.S.N.). This provides a 50ohm coupling impedance for the EUT system. Please refer the block diagram of the test setup and photographs. Both sides of AC line are checked to find out the maximum conducted emission. In order to find the maximum emission levels, the relative positions of equipment and all of the interface cables shall be changed according to FCC ANSI C63.10: 2020 on Conducted Emission Measurement.

The bandwidth of test receiver (ESCI) set at 9kHz.

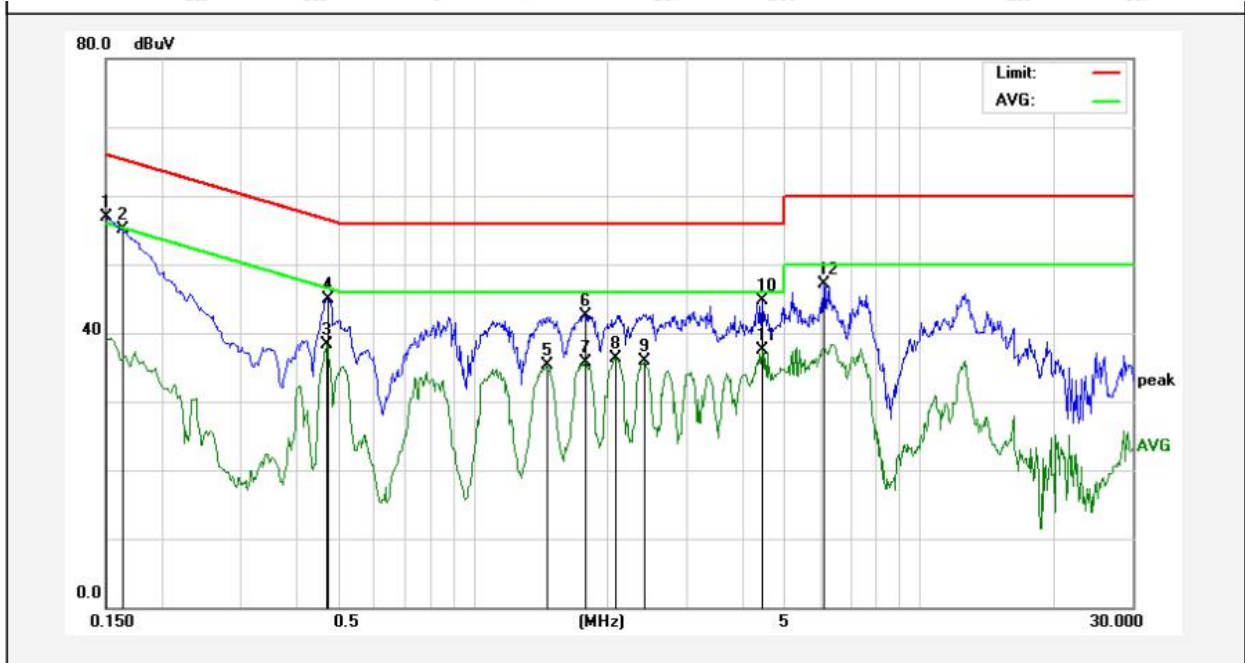
The frequency range from 150kHz to 30MHz is checked.

3.4. Test Data

During the test, pre-scan all modes, and found the 802.11ac(HT40) CH38 MIMO (Module 1) which is the worst case, only the worst case is recorded in the report.

Conducted Emission Test Data

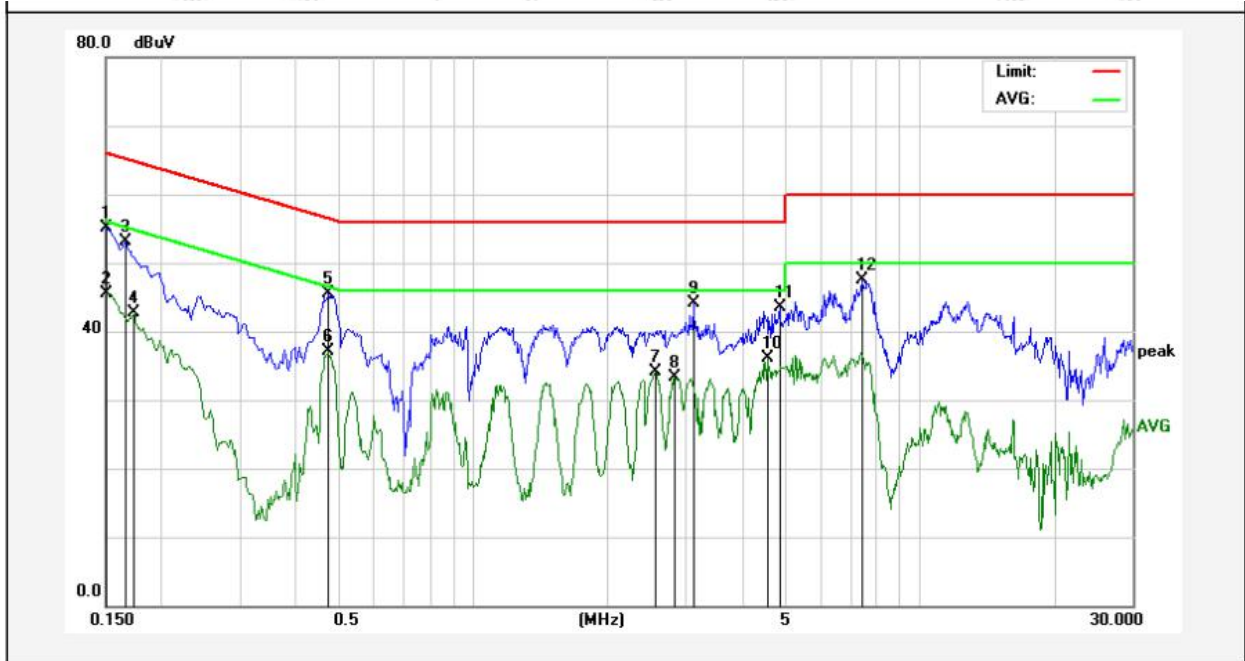
Test Site: 1# Shielded Room
 Operating Condition: 802.11ac(HT40) CH38 MIMO (Module 1)
 Test Specification: AC 120V, 60Hz
 Comment: Live Line
 Tem.: 23.1°C Hum.: 49%



No.	Freq. (MHz)	Reading (dBuV)	Factor (dB)	Result (dBuV)	Limit (dBuV)	Over Limit (dB)	Detector	Remark
1	0.1499	46.93	10.00	56.93	66.00	-9.07	QP	
2	0.1640	45.14	10.00	55.14	65.25	-10.11	QP	
3	0.4686	28.36	10.00	38.36	46.54	-8.18	AVG	
4	0.4736	34.92	10.00	44.92	56.45	-11.53	QP	
5	1.4558	25.22	10.00	35.22	46.00	-10.78	AVG	
6	1.7806	32.52	10.00	42.52	56.00	-13.48	QP	
7	1.7806	25.70	10.00	35.70	46.00	-10.30	AVG	
8	2.0878	26.34	10.00	36.34	46.00	-9.66	AVG	
9	2.4218	25.95	10.00	35.95	46.00	-10.05	AVG	
10	4.4305	34.64	10.00	44.64	56.00	-11.36	QP	
11	4.4305	27.44	10.00	37.44	46.00	-8.56	AVG	
12	6.0884	37.05	10.00	47.05	60.00	-12.95	QP	

Conducted Emission Test Data

Test Site: 1# Shielded Room
 Operating Condition: 802.11ac(HT40) CH38 MIMO (Module 1)
 Test Specification: AC 120V, 60Hz
 Comment: Neutral Line
 Tem.: 23.1°C Hum.: 49%



No.	Freq. (MHz)	Reading (dBuV)	Factor (dB)	Result (dBuV)	Limit (dBuV)	Over Limit (dB)	Detector	Remark
1	0.1499	45.04	10.00	55.04	66.00	-10.96	QP	
2	0.1499	35.43	10.00	45.43	56.00	-10.57	AVG	
3	0.1658	43.16	10.00	53.16	65.16	-12.00	QP	
4	0.1737	32.73	10.00	42.73	54.78	-12.05	AVG	
5	0.4736	35.43	10.00	45.43	56.45	-11.02	QP	
6	0.4736	27.06	10.00	37.06	46.45	-9.39	AVG	
7	2.5535	24.05	10.00	34.05	46.00	-11.95	AVG	
8	2.8239	23.32	10.00	33.32	46.00	-12.68	AVG	
9	3.1065	34.10	10.00	44.10	56.00	-11.90	QP	
10	4.5494	26.11	10.00	36.11	46.00	-9.89	AVG	
11	4.8479	33.41	10.00	43.41	56.00	-12.59	QP	
12	7.4465	37.44	10.00	47.44	60.00	-12.56	QP	

4. Radiation Spurious Emission and Band Edge

4.1. Test Standard and Limit

Radiated Spurious Emission						
Test Standard	FCC Part15 C Section 15.209, 15.205 and 15.407					
Test Limit	Frequency (MHz)	Field strength (microvolt/meter)	Limit (dBuV/m)	Remark	Measurement distance (m)	
	0.009MHz~0.490MHz	2400/F(kHz)	-	-	300	
	0.490MHz-1.705MHz	24000/F(kHz)	-	-	30	
	1.705MHz-30MHz	30	-	-	30	
	30MHz~88MHz	100	40.0	Quasi-peak	3	
	88MHz~216MHz	150	43.5	Quasi-peak	3	
	216MHz~960MHz	200	46.0	Quasi-peak	3	
	960MHz~1000MHz	500	54.0	Quasi-peak	3	
	Above 1000MHz	500	54.0	Average	3	
		-	68.2	Peak	3	
Band Edge						
Test Standard	15.407(b)					
Test Limit	Operating Band	Frequency	EIRP Limit	Remark		
	5725-5850 MHz	5150-5250MHz	Above 1GHz	-27dBm/MHz(68.2dBuV/m)@3m	Peak	
		Above 1GHz	-27dBm/MHz(68.2dBuV/m)@3m	Peak		
		1GHz-5.65GHz	-27*dBm/MHz to 10dBm/MHz (68.2* dBuV/m to 105.6dBuV/m)	Peak		
		5.65GHz-5.7GHz	10*dBm/MHz to 15.6dBm/MHz (105.6*dBuV/m to 110.8dBuV/m)	Peak		
		5.7GHz-5.72GHz	15.6*dBm/MHz to 27dBm/MHz (110.8dBuV/m to* 122.2dBuV/m)	Peak		
		5.72GHz-5.725GHz	27dBm/MHz to 15.6*dBm/MHz (122.2dBuV/m to110.8* dBuV/m)	Peak		
		5.85GHz-5.855GHz	15.6dBm/MHz to 10*dBm/MHz (110.8dBuV/m to 105.6* dBuV/m)	Peak		
		5.855GHz-5.875GHz	10dBm/MHz to -27*dBm/MHz (105.6dBuV/m to 68.2* dBuV/m)	Peak		

	5.875GHz-5.925GHz	-27 dBm/MHz(68.2dBuV/m)@3m	Peak
<p>Remark:</p> <p>(1) The lower limit shall apply at the transition frequency.</p> <p>(2) 15.35(b), Unless otherwise specified, the limit on peak radio frequency emissions is 20dB above the maximum permitted average emission limit applicable to the equipment under test. This peak limit applies to the total peak emission level radiated by the device.</p> <p>(3) Above 1GHz limit: $E[dBuV/m] = EIRP[dBm] + 95.2 = 68.2 \text{ dBuV/m}$, for $EIRP[dBm] = -27 \text{ dBm}$.</p>			

4.2. Test Setup

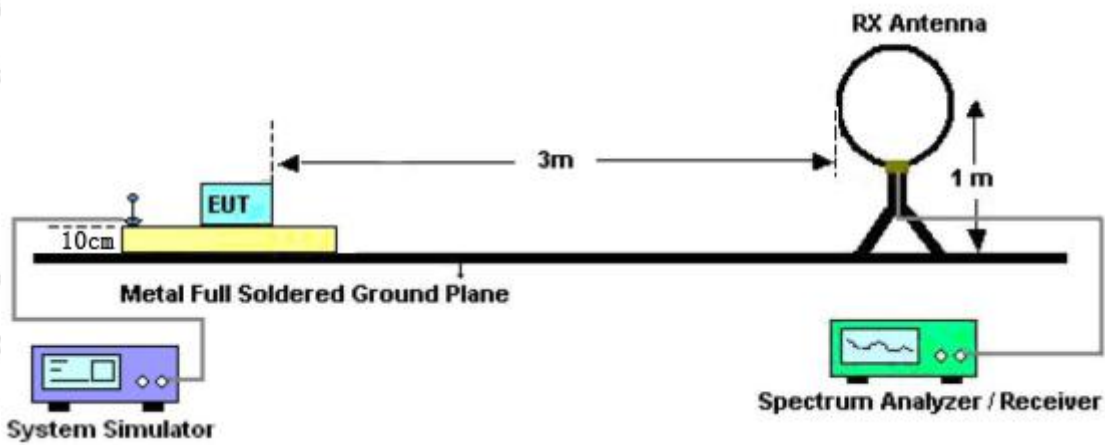


Figure 1. Below 30MHz

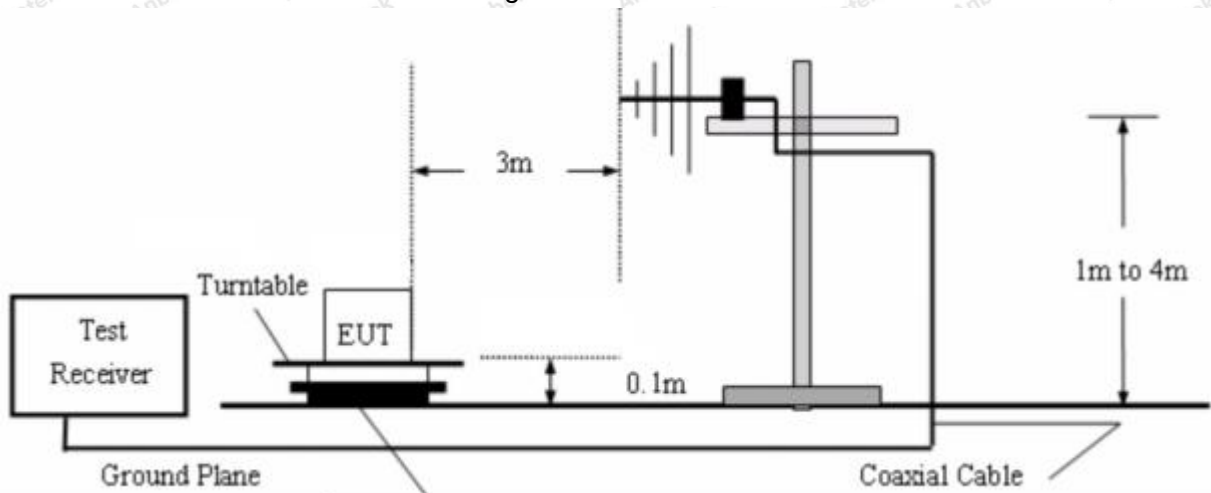


Figure 2. 30MHz to 1GHz

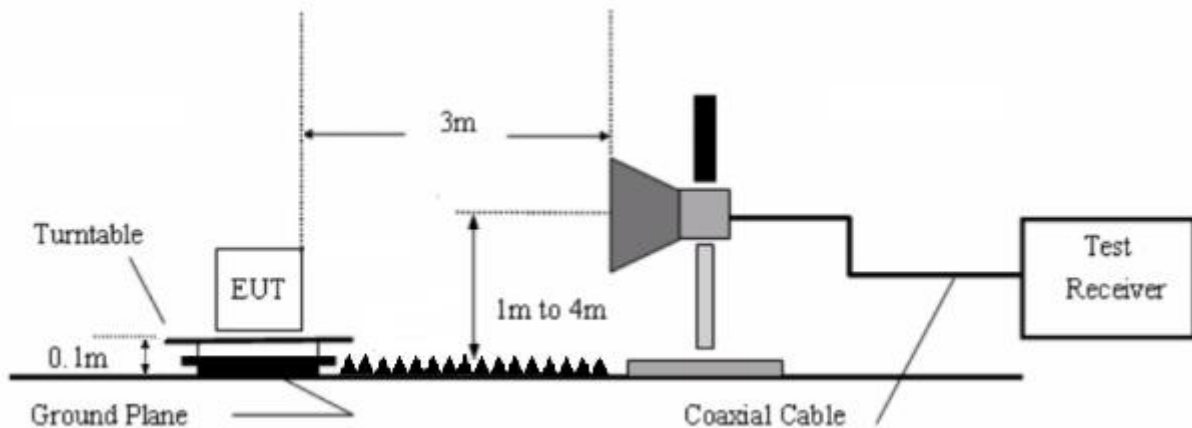


Figure 3. Above 1 GHz

4.3. Test Procedure

For below 1GHz: The EUT is placed on a turntable, which is 0.1m above the ground plane.

For above 1GHz: The EUT is placed on a turntable, which is 0.1m above the ground plane.

The turn table can rotate 360 degrees to determine the position of the maximum emission level. The EUT is set 3 meters away from the receiving antenna which is mounted on a antenna tower. The antenna can be moved up and down from 1 to 4 meters to find out the maximum emission level. Rotated the EUT through three orthogonal axes to determine the maximum emissions, both horizontal and vertical polarization of the antenna are set on test. The EUT is tested in 9*6*6 Chamber. The device is evaluated in xyz orientation.

For the radiated emission test above 1GHz:

Place the measurement antenna away from each area of the EUT determined to be a source of emissions at the specified measurement distance, while keeping the measurement antenna aimed at the source of emissions at each frequency of significant emissions, with polarization oriented for maximum response. The measurement antenna may have to be higher or lower than the EUT, depending on the radiation pattern of the emission and staying aimed at the emission source for receiving the maximum signal. The final measurement antenna elevation shall be that which maximizes the emissions. The measurement antenna elevation for maximum emissions shall be restricted to a range of heights of from 1 m to 4 m above the ground or reference ground plane.

For 9kHz to 150kHz, Set the spectrum analyzer as:

RBW = 200Hz, VBW =1kHz, Detector= Quasi-Peak, Trace mode= Max hold, Sweep- auto couple.

For 150kHz to 30MHz, Set the spectrum analyzer as:

RBW = 9kHz, VBW =30kHz, Detector= Quasi-Peak, Trace mode= Max hold, Sweep- auto couple.

For 30MHz to 1000MHz, Set the spectrum analyzer as:

RBW = 100kHz, VBW =300kHz, Detector= Quasi-Peak, Trace mode= Max hold, Sweep- auto couple.

For above 1GHz, Set the spectrum analyzer as:

Shenzhen Anbotek Compliance Laboratory Limited

Code:AB-RF-05-a

Address: 1/F., Building D, Sogood Science and Technology Park, Sanwei Community, Hangcheng Street, Bao'an District, Shenzhen, Guangdong, China.

Tel:(86) 755-26066440 Fax: (86) 755-26014772 Email: service@anbotek.com



Hotline

400-003-0500

www.anbotek.com

RBW =1MHz, VBW =1MHz, Detector= Peak, Trace mode= Max hold, Sweep- auto couple.

RBW =1MHz, VBW =10Hz, Detector= Average, Trace mode= Max hold, Sweep- auto couple.

4.4. Test Data

PASS

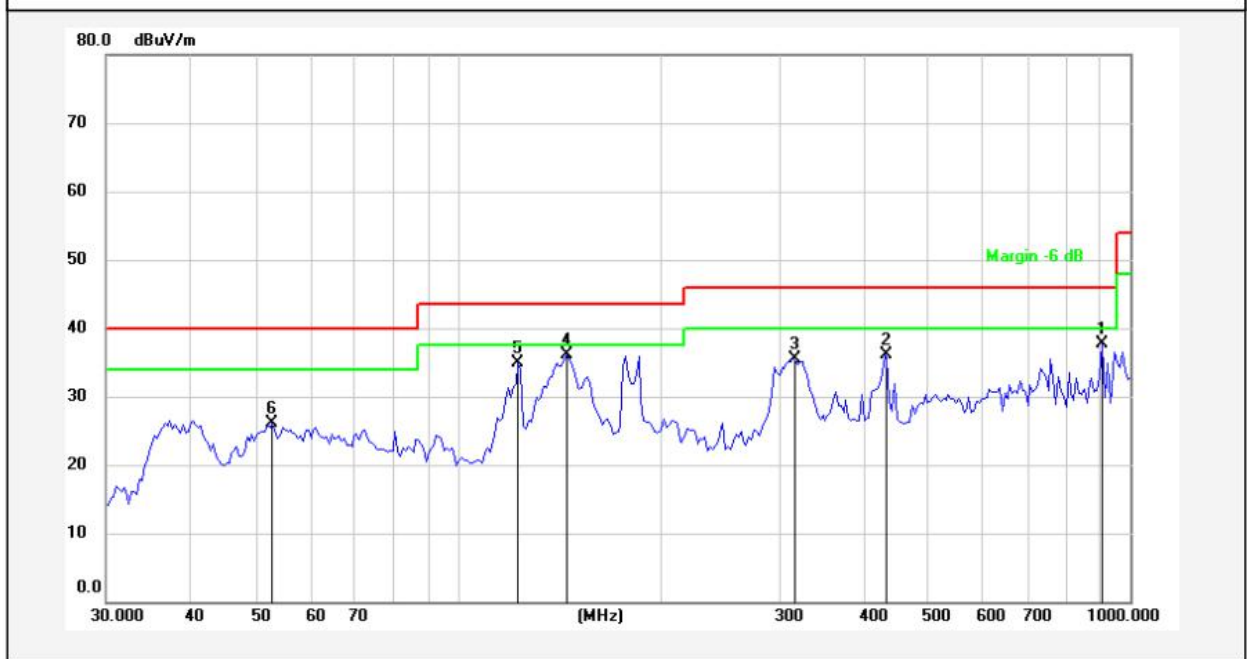
The test results of 9kHz-30MHz was attenuated more than 20dB below the permissible limits, so the results don't record in the report.

Note: During the test, pre-scan all modes, and found the 802.11ac(HT40) CH38 MIMO (Module 1) which is the worst case, only the worst case is recorded in the report.



Test Results (30~1000MHz)

Test Mode: 802.11ac(HT40) CH38 MIMO (Module 1)
 Power Source: AC 120V, 60Hz
 Polarization: Horizontal
 Temp.(°C)/Hum.(%RH): 17.4°C/46%RH



No.	Freq. (MHz)	Reading (dBuV)	Factor ()	Result (dBuV/m)	Limit (dBuV/m)	Over Limit (dB)	Detector	Height (cm)	degree (deg)	Remark
1	908.0729	42.06	-4.40	37.66	46.00	-8.34	QP			
2	431.0316	47.99	-11.83	36.16	46.00	-9.84	QP			
3	314.3765	50.04	-14.50	35.54	46.00	-10.46	QP			
4	145.3505	57.34	-21.23	36.11	43.50	-7.39	QP			
5	123.0494	54.85	-19.94	34.91	43.50	-8.59	QP			
6	53.0382	43.45	-17.33	26.12	40.00	-13.88	QP			

Test Results (30~1000MHz)

Test Mode: 802.11ac(HT40) CH38 MIMO (Module 1)
 Power Source: AC 120V, 60Hz
 Polarization: Vertical
 Temp.(°C)/Hum.(%RH): 17.4°C/46%RH



No.	Freq. (MHz)	Reading (dBuV)	Factor ()	Result (dBuV/m)	Limit (dBuV/m)	Over Limit (dB)	Detector	Height (cm)	degree (deg)	Remark
1	31.0701	52.53	-18.04	34.49	40.00	-5.51	QP			
2	37.0248	51.95	-17.56	34.39	40.00	-5.61	QP			
3	92.9501	46.06	-17.92	28.14	43.50	-15.36	QP			
4	176.2684	47.57	-19.57	28.00	43.50	-15.50	QP			
5	325.5957	49.80	-14.22	35.58	46.00	-10.42	QP			
6	810.2653	37.85	-5.75	32.10	46.00	-13.90	QP			

Test Results (Above 1000MHz)

Test Mode: IEEE 802.11ac (HT40)				Test channel: Low CH		
Peak value:						
Frequency (MHz)	Reading (dBuV)	Factor (dB/m)	Result (dBuV/m)	Limit Line (dBuV/m)	Over Limit (dB)	polarization
10380.00	29.49	23.81	53.30	68.20	-14.91	V
15570.00	30.71	28.91	59.62	68.20	-8.58	V
10380.00	30.49	23.81	54.30	68.20	-13.90	H
15570.00	31.39	28.91	60.30	68.20	-7.90	H
Average value:						
Frequency (MHz)	Reading (dBuV)	Factor(dB/m)	Result (dBuV/m)	Limit (dBuV/m)	Over limit(dB)	polarization
10380.00	20.17	23.81	43.98	54.00	-10.02	V
15570.00	20.62	28.91	49.53	54.00	-4.47	V
10380.00	20.44	23.81	44.25	54.00	-9.75	H
15570.00	20.69	28.91	49.60	54.00	-4.40	H

Test Mode: IEEE 802.11ac (HT40)				Test channel: High CH		
Peak value:						
Frequency (MHz)	Reading (dBuV)	Factor (dB/m)	Result (dBuV/m)	Limit Line (dBuV/m)	Over Limit (dB)	polarization
10460.00	29.75	23.80	53.55	68.20	-14.65	V
15690.00	30.94	30.03	60.97	68.20	-7.23	V
10460.00	30.39	23.80	54.19	68.20	-14.01	H
15690.00	31.58	30.03	61.61	68.20	-6.60	H
Average value:						
Frequency (MHz)	Reading (dBuV)	Factor(dB/m)	Result (dBuV/m)	Limit (dBuV/m)	Over limit(dB)	polarization
10460.00	20.33	23.80	44.13	54.00	-9.87	V
15690.00	20.55	30.03	50.58	54.00	-3.42	V
10460.00	20.40	23.80	44.20	54.00	-9.80	H
15690.00	20.52	30.03	50.55	54.00	-3.45	H

Remark:

1. During the test, pre-scan the WiFi 1 for 802.11a, 802.11n(HT20), ac(HT20), n(HT40), ac(HT40), ac(HT80), mode (SISO or MIMO), and found the 802.11ac(HT40) MIMO (Module 1) mode is worse case , the report only record this mode.
2. Result =Reading + Factor

Radiated Band Edge:

WiFi 5.2G:

Module 1 ANT 1:

Test Mode: 802.11a				Test channel: Lowest		
Peak value:						
Frequency (MHz)	Reading (dBuV)	Factor (dB/m)	Result (dBuV/m)	Limit Line (dBuV/m)	Over Limit (dB)	Polarization
5150.00	36.78	15.99	52.77	68.20	-15.43	Horizontal
5150.00	38.82	15.99	54.81	68.20	-13.39	Vertical
Average value:						
Frequency (MHz)	Reading (dBuV)	Factor (dB/m)	Result (dBuV/m)	Limit (dBuV/m)	Over Limit (dB)	Polarization
5150.00	26.77	15.99	42.76	54.00	-11.24	Horizontal
5150.00	28.77	15.99	44.76	54.00	-9.24	Vertical

Test Mode: 802.11a				Test channel: Highest		
Peak value:						
Frequency (MHz)	Reading (dBuV)	Factor (dB/m)	Result (dBuV/m)	Limit Line (dBuV/m)	Over Limit (dB)	Polarization
5250.00	37.28	16.43	53.71	68.20	-14.49	Horizontal
5250.00	40.11	16.43	56.54	68.20	-11.66	Vertical
Average value:						
Frequency (MHz)	Reading (dBuV)	Factor (dB/m)	Result (dBuV/m)	Limit (dBuV/m)	Over Limit (dB)	Polarization
5250.00	28.54	16.43	44.97	54.00	-9.03	Horizontal
5250.00	29.50	16.43	45.93	54.00	-8.07	Vertical

Remark: 1. Result =Reading + Factor

Module 1 ANT 2:

Test Mode: 802.11a	Test channel: Lowest
--------------------	----------------------

Peak value:

Frequency (MHz)	Reading (dBuV)	Factor (dB/m)	Result (dBuV/m)	Limit Line (dBuV/m)	Over Limit (dB)	Polarization
5150.00	36.89	15.99	52.88	68.20	-15.32	Horizontal
5150.00	38.94	15.99	54.93	68.20	-13.27	Vertical

Average value:

Frequency (MHz)	Reading (dBuV)	Factor (dB/m)	Result (dBuV/m)	Limit (dBuV/m)	Over Limit (dB)	Polarization
5150.00	26.85	15.99	42.84	54.00	-11.16	Horizontal
5150.00	28.88	15.99	44.87	54.00	-9.13	Vertical

Test Mode: 802.11a	Test channel: Highest
--------------------	-----------------------

Peak value:

Frequency (MHz)	Reading (dBuV)	Factor (dB/m)	Result (dBuV/m)	Limit Line (dBuV/m)	Over Limit (dB)	Polarization
5250.00	37.36	16.43	53.79	68.20	-14.41	Horizontal
5250.00	40.24	16.43	56.67	68.20	-11.53	Vertical

Average value:

Frequency (MHz)	Reading (dBuV)	Factor (dB/m)	Result (dBuV/m)	Limit (dBuV/m)	Over Limit (dB)	Polarization
5250.00	28.65	16.43	45.08	54.00	-8.92	Horizontal
5250.00	29.58	16.43	46.01	54.00	-7.99	Vertical

Remark: 1. Result = Reading + Factor

Module 1 MIMO:

Test Mode: 802.11n20	Test channel: Lowest
----------------------	----------------------

Peak value:

Frequency (MHz)	Reading (dBuV)	Factor (dB/m)	Result (dBuV/m)	Limit Line (dBuV/m)	Over Limit (dB)	Polarization
5150.00	35.87	15.99	51.86	68.20	-16.34	Horizontal
5150.00	37.23	15.99	53.22	68.20	-14.98	Vertical

Average value:

Frequency (MHz)	Reading (dBuV)	Factor (dB/m)	Result (dBuV/m)	Limit (dBuV/m)	Over Limit (dB)	Polarization
5150.00	26.59	15.99	42.58	54.00	-11.42	Horizontal
5150.00	27.58	15.99	43.57	54.00	-10.43	Vertical

Test Mode: 802.11n20	Test channel: Highest
----------------------	-----------------------

Peak value:

Frequency (MHz)	Reading (dBuV)	Factor (dB/m)	Result (dBuV/m)	Limit Line (dBuV/m)	Over Limit (dB)	Polarization
5250.00	37.67	16.43	54.10	68.20	-14.10	Horizontal
5250.00	38.73	16.43	55.16	68.20	-13.04	Vertical

Average value:

Frequency (MHz)	Reading (dBuV)	Factor (dB/m)	Result (dBuV/m)	Limit (dBuV/m)	Over Limit (dB)	Polarization
5250.00	27.69	16.43	44.12	54.00	-9.88	Horizontal
5250.00	29.12	16.43	45.55	54.00	-8.45	Vertical

Remark: 1. Result = Reading + Factor

2. During the test, pre-scan 802.11n (HT20) SISO and MIMO modes, and only the worst case (MIMO) is recorded in the report.

Module 1 MIMO:

Test Mode: 802.11n40	Test channel: Lowest
----------------------	----------------------

Peak value:

Frequency (MHz)	Reading (dBuV)	Factor (dB/m)	Result (dBuV/m)	Limit Line (dBuV/m)	Over Limit (dB)	Polarization
5150.00	36.37	15.99	52.36	68.20	-15.84	Horizontal
5150.00	38.23	15.99	54.22	68.20	-13.98	Vertical

Average value:

Frequency (MHz)	Reading (dBuV)	Factor (dB/m)	Result (dBuV/m)	Limit (dBuV/m)	Over Limit (dB)	Polarization
5150.00	26.93	15.99	42.92	54.00	-11.08	Horizontal
5150.00	28.70	15.99	44.69	54.00	-9.31	Vertical

Test Mode: 802.11n40	Test channel: Highest
----------------------	-----------------------

Peak value:

Frequency (MHz)	Reading (dBuV)	Factor (dB/m)	Result (dBuV/m)	Limit Line (dBuV/m)	Over Limit (dB)	Polarization
5250.00	38.01	16.43	54.44	68.20	-13.76	Horizontal
5250.00	36.90	16.43	53.33	68.20	-14.87	Vertical

Average value:

Frequency (MHz)	Reading (dBuV)	Factor (dB/m)	Result (dBuV/m)	Limit (dBuV/m)	Over Limit (dB)	Polarization
5250.00	28.18	16.43	44.61	54.00	-9.39	Horizontal
5250.00	29.36	16.43	45.79	54.00	-8.21	Vertical

Remark: 1. Result = Reading + Factor

2. During the test, pre-scan 802.11n (HT40) SISO and MIMO modes, and only the worst case (MIMO) is recorded in the report.

Module 1 MIMO:

Test Mode: 802.11ac(HT20)	Test channel: Lowest
---------------------------	----------------------

Peak value:

Frequency (MHz)	Reading (dBuV)	Factor (dB/m)	Result (dBuV/m)	Limit Line (dBuV/m)	Over Limit (dB)	Polarization
5150.00	36.82	15.99	52.81	68.20	-15.39	Horizontal
5150.00	38.55	15.99	54.54	68.20	-13.66	Vertical

Average value:

Frequency (MHz)	Reading (dBuV)	Factor (dB/m)	Result (dBuV/m)	Limit (dBuV/m)	Over Limit (dB)	Polarization
5150.00	26.50	15.99	42.49	54.00	-11.51	Horizontal
5150.00	28.66	15.99	44.65	54.00	-9.35	Vertical

Test Mode: 802.11ac(HT20)	Test channel: Highest
---------------------------	-----------------------

Peak value:

Frequency (MHz)	Reading (dBuV)	Factor (dB/m)	Result (dBuV/m)	Limit Line (dBuV/m)	Over Limit (dB)	Polarization
5250.00	37.82	16.43	54.25	68.20	-13.95	Horizontal
5250.00	38.07	16.43	54.50	68.20	-13.70	Vertical

Average value:

Frequency (MHz)	Reading (dBuV)	Factor (dB/m)	Result (dBuV/m)	Limit (dBuV/m)	Over Limit (dB)	Polarization
5250.00	27.71	16.43	44.14	54.00	-9.86	Horizontal
5250.00	28.24	16.43	44.67	54.00	-9.33	Vertical

Remark: 1. Result =Reading + Factor

2. During the test, pre-scan 802.11ac (HT20) SISO and MIMO modes, and only the worst case (MIMO) is recorded in the report.

Module 1 MIMO:

Test Mode: 802.11ac(HT40)	Test channel: Lowest
---------------------------	----------------------

Peak value:

Frequency (MHz)	Reading (dBuV)	Factor (dB/m)	Result (dBuV/m)	Limit Line (dBuV/m)	Over Limit (dB)	Polarization
5150.00	35.78	15.99	51.77	68.20	-16.43	Horizontal
5150.00	36.26	15.99	52.25	68.20	-15.95	Vertical

Average value:

Frequency (MHz)	Reading (dBuV)	Factor (dB/m)	Result (dBuV/m)	Limit (dBuV/m)	Over Limit (dB)	Polarization
5150.00	25.92	15.99	41.91	54.00	-12.09	Horizontal
5150.00	26.70	15.99	42.69	54.00	-11.31	Vertical

Test Mode: 802.11ac(HT40)	Test channel: Highest
---------------------------	-----------------------

Peak value:

Frequency (MHz)	Reading (dBuV)	Factor (dB/m)	Result (dBuV/m)	Limit Line (dBuV/m)	Over Limit (dB)	Polarization
5250.00	37.94	16.43	54.37	68.20	-13.83	Horizontal
5250.00	37.12	16.43	53.55	68.20	-14.65	Vertical

Average value:

Frequency (MHz)	Reading (dBuV)	Factor (dB/m)	Result (dBuV/m)	Limit (dBuV/m)	Over Limit (dB)	Polarization
5250.00	27.43	16.43	43.86	54.00	-10.14	Horizontal
5250.00	27.33	16.43	43.76	54.00	-10.24	Vertical

Remark: 1. Result = Reading + Factor

2. During the test, pre-scan 802.11ac (HT40) SISO and MIMO modes, and only the worst case (MIMO) is recorded in the report.

Module 1 MIMO:

Test Mode: 802.11ac(HT80)	Test channel: Lowest
---------------------------	----------------------

Peak value:

Frequency (MHz)	Reading (dBuV)	Factor (dB/m)	Result (dBuV/m)	Limit Line (dBuV/m)	Over Limit (dB)	Polarization
5150.00	35.96	15.99	51.95	68.20	-16.25	Horizontal
5150.00	36.29	15.99	52.28	68.20	-15.92	Vertical

Average value:

Frequency (MHz)	Reading (dBuV)	Factor (dB/m)	Result (dBuV/m)	Limit (dBuV/m)	Over Limit (dB)	Polarization
5150.00	26.43	15.99	42.42	54.00	-11.58	Horizontal
5150.00	26.74	15.99	42.73	54.00	-11.27	Vertical

Test Mode: 802.11ac(HT80)	Test channel: Highest
---------------------------	-----------------------

Peak value:

Frequency (MHz)	Reading (dBuV)	Factor (dB/m)	Result (dBuV/m)	Limit Line (dBuV/m)	Over Limit (dB)	Polarization
5250.00	38.15	16.43	54.58	68.20	-13.62	Horizontal
5250.00	37.33	16.43	53.76	68.20	-14.44	Vertical

Average value:

Frequency (MHz)	Reading (dBuV)	Factor (dB/m)	Result (dBuV/m)	Limit (dBuV/m)	Over Limit (dB)	Polarization
5250.00	28.62	16.43	45.05	54.00	-8.95	Horizontal
5250.00	28.01	16.43	44.44	54.00	-9.56	Vertical

Remark: 1. Result = Reading + Factor

2. During the test, pre-scan 802.11ac (HT80) SISO and MIMO modes, and only the worst case (MIMO) is recorded in the report.

Module 2 ANT 1:

Test Mode: 802.11a	Test channel: Lowest
--------------------	----------------------

Peak value:

Frequency (MHz)	Reading (dBuV)	Factor (dB/m)	Result (dBuV/m)	Limit Line (dBuV/m)	Over Limit (dB)	Polarization
5150.00	36.68	15.99	52.67	68.20	-15.53	Horizontal
5150.00	38.70	15.99	54.69	68.20	-13.51	Vertical

Average value:

Frequency (MHz)	Reading (dBuV)	Factor (dB/m)	Result (dBuV/m)	Limit (dBuV/m)	Over Limit (dB)	Polarization
5150.00	26.70	15.99	42.69	54.00	-11.31	Horizontal
5150.00	28.67	15.99	44.66	54.00	-9.34	Vertical

Test Mode: 802.11a	Test channel: Highest
--------------------	-----------------------

Peak value:

Frequency (MHz)	Reading (dBuV)	Factor (dB/m)	Result (dBuV/m)	Limit Line (dBuV/m)	Over Limit (dB)	Polarization
5250.00	37.21	16.43	53.64	68.20	-14.56	Horizontal
5250.00	39.97	16.43	56.40	68.20	-11.80	Vertical

Average value:

Frequency (MHz)	Reading (dBuV)	Factor (dB/m)	Result (dBuV/m)	Limit (dBuV/m)	Over Limit (dB)	Polarization
5250.00	28.43	16.43	44.86	54.00	-9.14	Horizontal
5250.00	29.43	16.43	45.86	54.00	-8.14	Vertical

Remark: 1. Result = Reading + Factor

Module 2 ANT 2:

Test Mode: 802.11a	Test channel: Lowest
--------------------	----------------------

Peak value:

Frequency (MHz)	Reading (dBuV)	Factor (dB/m)	Result (dBuV/m)	Limit Line (dBuV/m)	Over Limit (dB)	Polarization
5150.00	36.88	15.99	52.87	68.20	-15.33	Horizontal
5150.00	38.94	15.99	54.93	68.20	-13.27	Vertical

Average value:

Frequency (MHz)	Reading (dBuV)	Factor (dB/m)	Result (dBuV/m)	Limit (dBuV/m)	Over Limit (dB)	Polarization
5150.00	26.85	15.99	42.84	54.00	-11.16	Horizontal
5150.00	28.87	15.99	44.86	54.00	-9.14	Vertical

Test Mode: 802.11a	Test channel: Highest
--------------------	-----------------------

Peak value:

Frequency (MHz)	Reading (dBuV)	Factor (dB/m)	Result (dBuV/m)	Limit Line (dBuV/m)	Over Limit (dB)	Polarization
5250.00	37.36	16.43	53.79	68.20	-14.41	Horizontal
5250.00	40.24	16.43	56.67	68.20	-11.53	Vertical

Average value:

Frequency (MHz)	Reading (dBuV)	Factor (dB/m)	Result (dBuV/m)	Limit (dBuV/m)	Over Limit (dB)	Polarization
5250.00	28.65	16.43	45.08	54.00	-8.92	Horizontal
5250.00	29.58	16.43	46.01	54.00	-7.99	Vertical

Remark: 1. Result = Reading + Factor

Module 2 MIMO:

Test Mode: 802.11n20	Test channel: Lowest
----------------------	----------------------

Peak value:

Frequency (MHz)	Reading (dBuV)	Factor (dB/m)	Result (dBuV/m)	Limit Line (dBuV/m)	Over Limit (dB)	Polarization
5150.00	35.86	15.99	51.85	68.20	-16.35	Horizontal
5150.00	37.23	15.99	53.22	68.20	-14.98	Vertical

Average value:

Frequency (MHz)	Reading (dBuV)	Factor (dB/m)	Result (dBuV/m)	Limit (dBuV/m)	Over Limit (dB)	Polarization
5150.00	26.58	15.99	42.57	54.00	-11.43	Horizontal
5150.00	27.58	15.99	43.57	54.00	-10.43	Vertical

Test Mode: 802.11n20	Test channel: Highest
----------------------	-----------------------

Peak value:

Frequency (MHz)	Reading (dBuV)	Factor (dB/m)	Result (dBuV/m)	Limit Line (dBuV/m)	Over Limit (dB)	Polarization
5250.00	37.67	16.43	54.10	68.20	-14.10	Horizontal
5250.00	38.72	16.43	55.15	68.20	-13.05	Vertical

Average value:

Frequency (MHz)	Reading (dBuV)	Factor (dB/m)	Result (dBuV/m)	Limit (dBuV/m)	Over Limit (dB)	Polarization
5250.00	27.69	16.43	44.12	54.00	-9.88	Horizontal
5250.00	29.12	16.43	45.55	54.00	-8.45	Vertical

Remark: 1. Result = Reading + Factor

2. During the test, pre-scan 802.11n (HT20) SISO and MIMO modes, and only the worst case (MIMO) is recorded in the report.

Module 2 MIMO:

Test Mode: 802.11n40	Test channel: Lowest
----------------------	----------------------

Peak value:

Frequency (MHz)	Reading (dBuV)	Factor (dB/m)	Result (dBuV/m)	Limit Line (dBuV/m)	Over Limit (dB)	Polarization
5150.00	36.37	15.99	52.36	68.20	-15.84	Horizontal
5150.00	38.22	15.99	54.21	68.20	-13.99	Vertical

Average value:

Frequency (MHz)	Reading (dBuV)	Factor (dB/m)	Result (dBuV/m)	Limit (dBuV/m)	Over Limit (dB)	Polarization
5150.00	26.93	15.99	42.92	54.00	-11.08	Horizontal
5150.00	28.70	15.99	44.69	54.00	-9.31	Vertical

Test Mode: 802.11n40	Test channel: Highest
----------------------	-----------------------

Peak value:

Frequency (MHz)	Reading (dBuV)	Factor (dB/m)	Result (dBuV/m)	Limit Line (dBuV/m)	Over Limit (dB)	Polarization
5250.00	38.01	16.43	54.44	68.20	-13.76	Horizontal
5250.00	36.90	16.43	53.33	68.20	-14.87	Vertical

Average value:

Frequency (MHz)	Reading (dBuV)	Factor (dB/m)	Result (dBuV/m)	Limit (dBuV/m)	Over Limit (dB)	Polarization
5250.00	28.18	16.43	44.61	54.00	-9.39	Horizontal
5250.00	29.36	16.43	45.79	54.00	-8.21	Vertical

Remark: 1. Result = Reading + Factor

2. During the test, pre-scan 802.11n(HT20) SISO and MIMO modes, and only the worst case (MIMO) is recorded in the report.

Module 2 MIMO:

Test Mode: 802.11ac(HT20)	Test channel: Lowest
---------------------------	----------------------

Peak value:

Frequency (MHz)	Reading (dBuV)	Factor (dB/m)	Result (dBuV/m)	Limit Line (dBuV/m)	Over Limit (dB)	Polarization
5150.00	36.82	15.99	52.81	68.20	-15.39	Horizontal
5150.00	38.55	15.99	54.54	68.20	-13.66	Vertical

Average value:

Frequency (MHz)	Reading (dBuV)	Factor (dB/m)	Result (dBuV/m)	Limit (dBuV/m)	Over Limit (dB)	Polarization
5150.00	26.49	15.99	42.48	54.00	-11.52	Horizontal
5150.00	28.65	15.99	44.64	54.00	-9.36	Vertical

Test Mode: 802.11ac(HT20)	Test channel: Highest
---------------------------	-----------------------

Peak value:

Frequency (MHz)	Reading (dBuV)	Factor (dB/m)	Result (dBuV/m)	Limit Line (dBuV/m)	Over Limit (dB)	Polarization
5250.00	37.81	16.43	54.24	68.20	-13.96	Horizontal
5250.00	38.07	16.43	54.50	68.20	-13.70	Vertical

Average value:

Frequency (MHz)	Reading (dBuV)	Factor (dB/m)	Result (dBuV/m)	Limit (dBuV/m)	Over Limit (dB)	Polarization
5250.00	27.71	16.43	44.14	54.00	-9.86	Horizontal
5250.00	28.24	16.43	44.67	54.00	-9.33	Vertical

Remark: 1. Result =Reading + Factor

2. During the test, pre-scan 802.11ac (HT20) SISO and MIMO modes, and only the worst case (MIMO) is recorded in the report.

Module 2 MIMO:

Test Mode: 802.11ac(HT40)	Test channel: Lowest
---------------------------	----------------------

Peak value:

Frequency (MHz)	Reading (dBuV)	Factor (dB/m)	Result (dBuV/m)	Limit Line (dBuV/m)	Over Limit (dB)	Polarization
5150.00	35.78	15.99	51.77	68.20	-16.43	Horizontal
5150.00	36.26	15.99	52.25	68.20	-15.95	Vertical

Average value:

Frequency (MHz)	Reading (dBuV)	Factor (dB/m)	Result (dBuV/m)	Limit (dBuV/m)	Over Limit (dB)	Polarization
5150.00	25.92	15.99	41.91	54.00	-12.09	Horizontal
5150.00	26.70	15.99	42.69	54.00	-11.31	Vertical

Test Mode: 802.11ac(HT40)	Test channel: Highest
---------------------------	-----------------------

Peak value:

Frequency (MHz)	Reading (dBuV)	Factor (dB/m)	Result (dBuV/m)	Limit Line (dBuV/m)	Over Limit (dB)	Polarization
5250.00	37.94	16.43	54.37	68.20	-13.83	Horizontal
5250.00	37.11	16.43	53.54	68.20	-14.66	Vertical

Average value:

Frequency (MHz)	Reading (dBuV)	Factor (dB/m)	Result (dBuV/m)	Limit (dBuV/m)	Over Limit (dB)	Polarization
5250.00	27.42	16.43	43.85	54.00	-10.15	Horizontal
5250.00	27.32	16.43	43.75	54.00	-10.25	Vertical

Remark: 1. Result =Reading + Factor

2. During the test, pre-scan 802.11ac (HT40) SISO and MIMO modes, and only the worst case (MIMO) is recorded in the report.

Module 2 MIMO:

Test Mode: 802.11ac(HT80)	Test channel: Lowest
---------------------------	----------------------

Peak value:

Frequency (MHz)	Reading (dBuV)	Factor (dB/m)	Result (dBuV/m)	Limit Line (dBuV/m)	Over Limit (dB)	Polarization
5150.00	35.95	15.99	51.94	68.20	-16.26	Horizontal
5150.00	36.29	15.99	52.28	68.20	-15.92	Vertical

Average value:

Frequency (MHz)	Reading (dBuV)	Factor (dB/m)	Result (dBuV/m)	Limit (dBuV/m)	Over Limit (dB)	Polarization
5150.00	26.42	15.99	42.41	54.00	-11.59	Horizontal
5150.00	26.73	15.99	42.72	54.00	-11.28	Vertical

Test Mode: 802.11ac(HT80)	Test channel: Highest
---------------------------	-----------------------

Peak value:

Frequency (MHz)	Reading (dBuV)	Factor (dB/m)	Result (dBuV/m)	Limit Line (dBuV/m)	Over Limit (dB)	Polarization
5250.00	38.15	16.43	54.58	68.20	-13.62	Horizontal
5250.00	37.33	16.43	53.76	68.20	-14.44	Vertical

Average value:

Frequency (MHz)	Reading (dBuV)	Factor (dB/m)	Result (dBuV/m)	Limit (dBuV/m)	Over Limit (dB)	Polarization
5250.00	28.62	16.43	45.05	54.00	-8.95	Horizontal
5250.00	28.00	16.43	44.43	54.00	-9.57	Vertical

Remark: 1. Result = Reading + Factor

2. During the test, pre-scan 802.11ac (HT80) SISO and MIMO modes, and only the worst case (MIMO) is recorded in the report.

Radiated Band Edge:

WiFi 5.8G:

Module 2 ANT 1:

Test Mode: 802.11a				Test channel: Lowest		
Peak value:						
Frequency (MHz)	Reading (dBuV)	Factor (dB/m)	Result (dBuV/m)	Limit Line (dBuV/m)	Over Limit (dB)	Polarization
5725.00	38.77	17.05	55.82	68.20	-12.38	Horizontal
5725.00	39.38	17.05	56.43	68.20	-11.77	Vertical
Average value:						
Frequency (MHz)	Reading (dBuV)	Factor (dB/m)	Result (dBuV/m)	Limit (dBuV/m)	Over Limit (dB)	Polarization
5725.00	28.79	17.05	45.84	54.00	-8.16	Horizontal
5725.00	29.87	17.05	46.92	54.00	-7.08	Vertical

Test Mode: 802.11a				Test channel: Highest		
Peak value:						
Frequency (MHz)	Reading (dBuV)	Factor (dB/m)	Result (dBuV/m)	Limit Line (dBuV/m)	Over Limit (dB)	Polarization
5850.00	38.72	17.21	55.93	68.20	-12.27	Horizontal
5850.00	39.02	17.21	56.23	68.20	-11.97	Vertical
Average value:						
Frequency (MHz)	Reading (dBuV)	Factor (dB/m)	Result (dBuV/m)	Limit (dBuV/m)	Over Limit (dB)	Polarization
5850.00	28.77	17.21	45.98	54.00	-8.02	Horizontal
5850.00	28.84	17.21	46.05	54.00	-7.95	Vertical

Remark: 1. Result =Reading + Factor

Module 1 ANT 2:

Test Mode: 802.11a	Test channel: Lowest
--------------------	----------------------

Peak value:

Frequency (MHz)	Reading (dBuV)	Factor (dB/m)	Result (dBuV/m)	Limit Line (dBuV/m)	Over Limit (dB)	Polarization
5725.00	38.86	17.05	55.91	68.20	-12.29	Horizontal
5725.00	39.51	17.05	56.56	68.20	-11.64	Vertical

Average value:

Frequency (MHz)	Reading (dBuV)	Factor (dB/m)	Result (dBuV/m)	Limit (dBuV/m)	Over Limit (dB)	Polarization
5725.00	28.85	17.05	45.90	54.00	-8.10	Horizontal
5725.00	29.95	17.05	47.00	54.00	-7.00	Vertical

Test Mode: 802.11a	Test channel: Highest
--------------------	-----------------------

Peak value:

Frequency (MHz)	Reading (dBuV)	Factor (dB/m)	Result (dBuV/m)	Limit Line (dBuV/m)	Over Limit (dB)	Polarization
5850.00	38.83	17.21	56.04	68.20	-12.16	Horizontal
5850.00	39.15	17.21	56.36	68.20	-11.84	Vertical

Average value:

Frequency (MHz)	Reading (dBuV)	Factor (dB/m)	Result (dBuV/m)	Limit (dBuV/m)	Over Limit (dB)	Polarization
5850.00	28.86	17.21	46.07	54.00	-7.93	Horizontal
5850.00	28.92	17.21	46.13	54.00	-7.87	Vertical

Remark: 1. Result = Reading + Factor

Module 1 MIMO:

Test Mode: 802.11n20	Test channel: Lowest
----------------------	----------------------

Peak value:

Frequency (MHz)	Reading (dBuV)	Factor (dB/m)	Result (dBuV/m)	Limit Line (dBuV/m)	Over Limit (dB)	Polarization
5725.00	37.99	17.05	55.04	68.20	-13.16	Horizontal
5725.00	38.34	17.05	55.39	68.20	-12.81	Vertical

Average value:

Frequency (MHz)	Reading (dBuV)	Factor (dB/m)	Result (dBuV/m)	Limit (dBuV/m)	Over Limit (dB)	Polarization
5725.00	27.46	17.05	44.51	54.00	-9.49	Horizontal
5725.00	27.93	17.05	44.98	54.00	-9.02	Vertical

Test Mode: 802.11n20	Test channel: Highest
----------------------	-----------------------

Peak value:

Frequency (MHz)	Reading (dBuV)	Factor (dB/m)	Result (dBuV/m)	Limit (dBuV/m)	Over Limit (dB)	Polarization
5850.00	37.07	17.21	54.28	68.20	-13.92	Horizontal
5850.00	37.75	17.21	54.96	68.20	-13.24	Vertical

Average value:

Frequency (MHz)	Reading (dBuV)	Factor (dB/m)	Result (dBuV/m)	Limit (dBuV/m)	Over Limit (dB)	Polarization
5850.00	27.27	17.21	44.48	54.00	-9.52	Horizontal
5850.00	28.19	17.21	45.40	54.00	-8.60	Vertical

Remark: 1. Result = Reading + Factor

2. During the test, pre-scan 802.11n (HT20) SISO and MIMO modes, and only the worst case (MIMO) is recorded in the report.

Module 1 MIMO:

Test Mode: 802.11n40	Test channel: Lowest
----------------------	----------------------

Peak value:

Frequency (MHz)	Reading (dBuV)	Factor (dB/m)	Result (dBuV/m)	Limit Line (dBuV/m)	Over Limit (dB)	Polarization
5725.00	38.29	17.05	55.34	68.20	-12.86	Horizontal
5725.00	38.88	17.05	55.93	68.20	-12.27	Vertical

Average value:

Frequency (MHz)	Reading (dBuV)	Factor (dB/m)	Result (dBuV/m)	Limit (dBuV/m)	Over Limit (dB)	Polarization
5725.00	26.85	17.05	43.90	54.00	-10.10	Horizontal
5725.00	28.26	17.05	45.31	54.00	-8.69	Vertical

Test Mode: 802.11n40	Test channel: Highest
----------------------	-----------------------

Peak value:

Frequency (MHz)	Reading (dBuV)	Factor (dB/m)	Result (dBuV/m)	Limit Line (dBuV/m)	Over Limit (dB)	Polarization
5850.00	37.82	17.21	55.03	68.20	-13.17	Horizontal
5850.00	38.27	17.21	55.48	68.20	-12.72	Vertical

Average value:

Frequency (MHz)	Reading (dBuV)	Factor (dB/m)	Result (dBuV/m)	Limit (dBuV/m)	Over Limit (dB)	Polarization
5850.00	27.97	17.21	45.18	54.00	-8.82	Horizontal
5850.00	29.13	17.21	46.34	54.00	-7.66	Vertical

Remark: 1. Result = Reading + Factor

2. During the test, pre-scan 802.11n (HT40) SISO and MIMO modes, and only the worst case (MIMO) is recorded in the report.

Module 1 MIMO:

Test Mode: 802.11ac(HT20)	Test channel: Lowest
---------------------------	----------------------

Peak value:

Frequency (MHz)	Reading (dBuV)	Factor (dB/m)	Result (dBuV/m)	Limit (dBuV/m)	Over Limit (dB)	Polarization
5725.00	37.73	17.05	54.78	68.20	-13.42	Horizontal
5725.00	38.21	17.05	55.26	68.20	-12.94	Vertical

Average value:

Frequency (MHz)	Reading (dBuV)	Factor (dB/m)	Result (dBuV/m)	Limit (dBuV/m)	Over Limit (dB)	Polarization
5725.00	28.13	17.05	45.18	54.00	-8.82	Horizontal
5725.00	28.83	17.05	45.88	54.00	-8.12	Vertical

Test Mode: 802.11ac(HT20)	Test channel: Highest
---------------------------	-----------------------

Peak value:

Frequency (MHz)	Reading (dBuV)	Factor (dB/m)	Result (dBuV/m)	Limit (dBuV/m)	Over Limit (dB)	Polarization
5850.00	37.89	17.21	55.10	68.20	-13.10	Horizontal
5850.00	38.81	17.21	56.02	68.20	-12.18	Vertical

Average value:

Frequency (MHz)	Reading (dBuV)	Factor (dB/m)	Result (dBuV/m)	Limit (dBuV/m)	Over Limit (dB)	Polarization
5850.00	27.80	17.21	45.01	54.00	-8.99	Horizontal
5850.00	28.79	17.21	46.00	54.00	-8.00	Vertical

Remark: 1. Result = Reading + Factor

2. During the test, pre-scan 802.11ac (HT20) SISO and MIMO modes, and only the worst case (MIMO) is recorded in the report.

Module 1 MIMO:

Test Mode: 802.11ac(HT40)	Test channel: Lowest
---------------------------	----------------------

Peak value:

Frequency (MHz)	Reading (dBuV)	Factor (dB/m)	Result (dBuV/m)	Limit (dBuV/m)	Over Limit (dB)	Polarization
5725.00	36.55	17.05	53.60	68.20	-14.60	Horizontal
5725.00	38.04	17.05	55.09	68.20	-13.11	Vertical

Average value:

Frequency (MHz)	Reading (dBuV)	Factor (dB/m)	Result (dBuV/m)	Limit (dBuV/m)	Over Limit (dB)	Polarization
5725.00	27.41	17.05	44.46	54.00	-9.54	Horizontal
5725.00	28.12	17.05	45.17	54.00	-8.83	Vertical

Test Mode: 802.11ac(HT40)	Test channel: Highest
---------------------------	-----------------------

Peak value:

Frequency (MHz)	Reading (dBuV)	Factor (dB/m)	Result (dBuV/m)	Limit (dBuV/m)	Over Limit (dB)	Polarization
5850.00	37.48	17.21	54.69	68.20	-13.51	Horizontal
5850.00	38.23	17.21	55.44	68.20	-12.76	Vertical

Average value:

Frequency (MHz)	Reading (dBuV)	Factor (dB/m)	Result (dBuV/m)	Limit (dBuV/m)	Over Limit (dB)	Polarization
5850.00	27.47	17.21	44.68	54.00	-9.32	Horizontal
5850.00	27.02	17.21	44.23	54.00	-9.77	Vertical

Remark: 1. Result = Reading + Factor

2. During the test, pre-scan 802.11ac (HT40) SISO and MIMO modes, and only the worst case (MIMO) is recorded in the report.

Module 1 MIMO:

Test Mode: 802.11ac(HT80)	Test channel: Lowest
---------------------------	----------------------

Peak value:

Frequency (MHz)	Reading (dBuV)	Factor (dB/m)	Result (dBuV/m)	Limit (dBuV/m)	Over Limit (dB)	Polarization
5725.00	35.77	17.05	52.82	68.20	-15.38	Horizontal
5725.00	37.83	17.05	54.88	68.20	-13.32	Vertical

Average value:

Frequency (MHz)	Reading (dBuV)	Factor (dB/m)	Result (dBuV/m)	Limit (dBuV/m)	Over Limit (dB)	Polarization
5725.00	26.32	17.05	43.37	54.00	-10.63	Horizontal
5725.00	27.00	17.05	44.05	54.00	-9.95	Vertical

Test Mode: 802.11ac(HT80)	Test channel: Highest
---------------------------	-----------------------

Peak value:

Frequency (MHz)	Reading (dBuV)	Factor (dB/m)	Result (dBuV/m)	Limit (dBuV/m)	Over Limit (dB)	Polarization
5850.00	37.26	17.21	54.47	68.20	-13.73	Horizontal
5850.00	37.65	17.21	54.86	68.20	-13.34	Vertical

Average value:

Frequency (MHz)	Reading (dBuV)	Factor (dB/m)	Result (dBuV/m)	Limit (dBuV/m)	Over Limit (dB)	Polarization
5850.00	27.54	17.21	44.75	54.00	-9.25	Horizontal
5850.00	28.05	17.21	45.26	54.00	-8.74	Vertical

Remark: 1. Result = Reading + Factor

2. During the test, pre-scan 802.11ac (HT80) SISO and MIMO modes, and only the worst case (MIMO) is recorded in the report.

Module 2 ANT 1:

Test Mode: 802.11a	Test channel: Lowest
--------------------	----------------------

Peak value:

Frequency (MHz)	Reading (dBuV)	Factor (dB/m)	Result (dBuV/m)	Limit Line (dBuV/m)	Over Limit (dB)	Polarization
5725.00	38.82	17.05	55.87	68.20	-12.33	Horizontal
5725.00	39.45	17.05	56.50	68.20	-11.70	Vertical

Average value:

Frequency (MHz)	Reading (dBuV)	Factor (dB/m)	Result (dBuV/m)	Limit (dBuV/m)	Over Limit (dB)	Polarization
5725.00	28.83	17.05	45.88	54.00	-8.12	Horizontal
5725.00	29.91	17.05	46.96	54.00	-7.04	Vertical

Test Mode: 802.11a	Test channel: Highest
--------------------	-----------------------

Peak value:

Frequency (MHz)	Reading (dBuV)	Factor (dB/m)	Result (dBuV/m)	Limit Line (dBuV/m)	Over Limit (dB)	Polarization
5850.00	38.78	17.21	55.99	68.20	-12.21	Horizontal
5850.00	39.09	17.21	56.30	68.20	-11.90	Vertical

Average value:

Frequency (MHz)	Reading (dBuV)	Factor (dB/m)	Result (dBuV/m)	Limit (dBuV/m)	Over Limit (dB)	Polarization
5850.00	28.82	17.21	46.03	54.00	-7.97	Horizontal
5850.00	28.88	17.21	46.09	54.00	-7.91	Vertical

Remark: 1. Result = Reading + Factor

Module 2 ANT 2:

Test Mode: 802.11a	Test channel: Lowest
--------------------	----------------------

Peak value:

Frequency (MHz)	Reading (dBuV)	Factor (dB/m)	Result (dBuV/m)	Limit Line (dBuV/m)	Over Limit (dB)	Polarization
5725.00	38.85	17.05	55.90	68.20	-12.30	Horizontal
5725.00	39.50	17.05	56.55	68.20	-11.65	Vertical

Average value:

Frequency (MHz)	Reading (dBuV)	Factor (dB/m)	Result (dBuV/m)	Limit (dBuV/m)	Over Limit (dB)	Polarization
5725.00	28.85	17.05	45.90	54.00	-8.10	Horizontal
5725.00	29.94	17.05	46.99	54.00	-7.01	Vertical

Test Mode: 802.11a	Test channel: Highest
--------------------	-----------------------

Peak value:

Frequency (MHz)	Reading (dBuV)	Factor (dB/m)	Result (dBuV/m)	Limit Line (dBuV/m)	Over Limit (dB)	Polarization
5850.00	38.82	17.21	56.03	68.20	-12.17	Horizontal
5850.00	39.14	17.21	56.35	68.20	-11.85	Vertical

Average value:

Frequency (MHz)	Reading (dBuV)	Factor (dB/m)	Result (dBuV/m)	Limit (dBuV/m)	Over Limit (dB)	Polarization
5850.00	28.85	17.21	46.06	54.00	-7.94	Horizontal
5850.00	28.91	17.21	46.12	54.00	-7.88	Vertical

Remark: 1. Result = Reading + Factor

Module 2 MIMO:

Test Mode: 802.11n20	Test channel: Lowest
----------------------	----------------------

Peak value:

Frequency (MHz)	Reading (dBuV)	Factor (dB/m)	Result (dBuV/m)	Limit Line (dBuV/m)	Over Limit (dB)	Polarization
5725.00	37.98	17.05	55.03	68.20	-13.17	Horizontal
5725.00	38.33	17.05	55.38	68.20	-12.82	Vertical

Average value:

Frequency (MHz)	Reading (dBuV)	Factor (dB/m)	Result (dBuV/m)	Limit (dBuV/m)	Over Limit (dB)	Polarization
5725.00	27.46	17.05	44.51	54.00	-9.49	Horizontal
5725.00	27.92	17.05	44.97	54.00	-9.03	Vertical

Test Mode: 802.11n20	Test channel: Highest
----------------------	-----------------------

Peak value:

Frequency (MHz)	Reading (dBuV)	Factor (dB/m)	Result (dBuV/m)	Limit (dBuV/m)	Over Limit (dB)	Polarization
5850.00	37.06	17.21	54.27	68.20	-13.93	Horizontal
5850.00	37.74	17.21	54.95	68.20	-13.25	Vertical

Average value:

Frequency (MHz)	Reading (dBuV)	Factor (dB/m)	Result (dBuV/m)	Limit (dBuV/m)	Over Limit (dB)	Polarization
5850.00	27.26	17.21	44.47	54.00	-9.53	Horizontal
5850.00	28.18	17.21	45.39	54.00	-8.61	Vertical

Remark: 1. Result = Reading + Factor

2. During the test, pre-scan 802.11n (HT20) SISO and MIMO modes, and only the worst case (MIMO) is recorded in the report.

Module 2 MIMO:

Test Mode: 802.11n40	Test channel: Lowest
----------------------	----------------------

Peak value:

Frequency (MHz)	Reading (dBuV)	Factor (dB/m)	Result (dBuV/m)	Limit Line (dBuV/m)	Over Limit (dB)	Polarization
5725.00	38.28	17.05	55.33	68.20	-12.87	Horizontal
5725.00	38.87	17.05	55.92	68.20	-12.28	Vertical

Average value:

Frequency (MHz)	Reading (dBuV)	Factor (dB/m)	Result (dBuV/m)	Limit (dBuV/m)	Over Limit (dB)	Polarization
5725.00	26.84	17.05	43.89	54.00	-10.11	Horizontal
5725.00	28.26	17.05	45.31	54.00	-8.69	Vertical

Test Mode: 802.11n40	Test channel: Highest
----------------------	-----------------------

Peak value:

Frequency (MHz)	Reading (dBuV)	Factor (dB/m)	Result (dBuV/m)	Limit Line (dBuV/m)	Over Limit (dB)	Polarization
5850.00	37.81	17.21	55.02	68.20	-13.18	Horizontal
5850.00	38.26	17.21	55.47	68.20	-12.73	Vertical

Average value:

Frequency (MHz)	Reading (dBuV)	Factor (dB/m)	Result (dBuV/m)	Limit (dBuV/m)	Over Limit (dB)	Polarization
5850.00	27.96	17.21	45.17	54.00	-8.83	Horizontal
5850.00	29.12	17.21	46.33	54.00	-7.67	Vertical

Remark: 1. Result = Reading + Factor

2. During the test, pre-scan 802.11n (HT40) SISO and MIMO modes, and only the worst case (MIMO) is recorded in the report.

Module 2 MIMO:

Test Mode: 802.11ac(HT20)	Test channel: Lowest
---------------------------	----------------------

Peak value:

Frequency (MHz)	Reading (dBuV)	Factor (dB/m)	Result (dBuV/m)	Limit (dBuV/m)	Over Limit (dB)	Polarization
5725.00	37.72	17.05	54.77	68.20	-13.43	Horizontal
5725.00	38.21	17.05	55.26	68.20	-12.94	Vertical

Average value:

Frequency (MHz)	Reading (dBuV)	Factor (dB/m)	Result (dBuV/m)	Limit (dBuV/m)	Over Limit (dB)	Polarization
5725.00	28.13	17.05	45.18	54.00	-8.82	Horizontal
5725.00	28.82	17.05	45.87	54.00	-8.13	Vertical

Test Mode: 802.11ac(HT20)	Test channel: Highest
---------------------------	-----------------------

Peak value:

Frequency (MHz)	Reading (dBuV)	Factor (dB/m)	Result (dBuV/m)	Limit (dBuV/m)	Over Limit (dB)	Polarization
5850.00	37.88	17.21	55.09	68.20	-13.11	Horizontal
5850.00	38.81	17.21	56.02	68.20	-12.18	Vertical

Average value:

Frequency (MHz)	Reading (dBuV)	Factor (dB/m)	Result (dBuV/m)	Limit (dBuV/m)	Over Limit (dB)	Polarization
5850.00	27.80	17.21	45.01	54.00	-8.99	Horizontal
5850.00	28.78	17.21	45.99	54.00	-8.01	Vertical

Remark: 1. Result = Reading + Factor

2. During the test, pre-scan 802.11ac (HT20) SISO and MIMO modes, and only the worst case (MIMO) is recorded in the report.

Module 2 MIMO:

Test Mode: 802.11ac(HT40)	Test channel: Lowest
---------------------------	----------------------

Peak value:

Frequency (MHz)	Reading (dBuV)	Factor (dB/m)	Result (dBuV/m)	Limit (dBuV/m)	Over Limit (dB)	Polarization
5725.00	36.54	17.05	53.59	68.20	-14.61	Horizontal
5725.00	38.04	17.05	55.09	68.20	-13.11	Vertical

Average value:

Frequency (MHz)	Reading (dBuV)	Factor (dB/m)	Result (dBuV/m)	Limit (dBuV/m)	Over Limit (dB)	Polarization
5725.00	27.41	17.05	44.46	54.00	-9.54	Horizontal
5725.00	28.12	17.05	45.17	54.00	-8.83	Vertical

Test Mode: 802.11ac(HT40)	Test channel: Highest
---------------------------	-----------------------

Peak value:

Frequency (MHz)	Reading (dBuV)	Factor (dB/m)	Result (dBuV/m)	Limit (dBuV/m)	Over Limit (dB)	Polarization
5850.00	37.48	17.21	54.69	68.20	-13.51	Horizontal
5850.00	38.22	17.21	55.43	68.20	-12.77	Vertical

Average value:

Frequency (MHz)	Reading (dBuV)	Factor (dB/m)	Result (dBuV/m)	Limit (dBuV/m)	Over Limit (dB)	Polarization
5850.00	27.46	17.21	44.67	54.00	-9.33	Horizontal
5850.00	27.01	17.21	44.22	54.00	-9.78	Vertical

Remark: 1. Result = Reading + Factor

2. During the test, pre-scan 802.11ac (HT40) SISO and MIMO modes, and only the worst case (MIMO) is recorded in the report.

Module 2 MIMO:

Test Mode: 802.11ac(HT80)	Test channel: Lowest
---------------------------	----------------------

Peak value:

Frequency (MHz)	Reading (dBuV)	Factor (dB/m)	Result (dBuV/m)	Limit (dBuV/m)	Over Limit (dB)	Polarization
5725.00	35.77	17.05	52.82	68.20	-15.38	Horizontal
5725.00	37.82	17.05	54.87	68.20	-13.33	Vertical

Average value:

Frequency (MHz)	Reading (dBuV)	Factor (dB/m)	Result (dBuV/m)	Limit (dBuV/m)	Over Limit (dB)	Polarization
5725.00	26.31	17.05	43.36	54.00	-10.64	Horizontal
5725.00	27.00	17.05	44.05	54.00	-9.95	Vertical

Test Mode: 802.11ac(HT80)	Test channel: Highest
---------------------------	-----------------------

Peak value:

Frequency (MHz)	Reading (dBuV)	Factor (dB/m)	Result (dBuV/m)	Limit (dBuV/m)	Over Limit (dB)	Polarization
5850.00	37.25	17.21	54.46	68.20	-13.74	Horizontal
5850.00	37.64	17.21	54.85	68.20	-13.35	Vertical

Average value:

Frequency (MHz)	Reading (dBuV)	Factor (dB/m)	Result (dBuV/m)	Limit (dBuV/m)	Over Limit (dB)	Polarization
5850.00	27.52	17.21	44.73	54.00	-9.27	Horizontal
5850.00	28.04	17.21	45.25	54.00	-8.75	Vertical

Remark: 1. Result = Reading + Factor

2. During the test, pre-scan 802.11ac (HT80) SISO and MIMO modes, and only the worst case (MIMO) is recorded in the report.

Conducted Measurement:

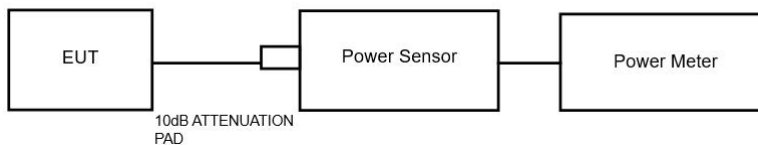
Please refer to Appendix D of the Appendix Test Data.

5. Maximum conducted output power Test

5.1. Test Standard and Limit

Test Standard	FCC Part15 C Section 15.407(a)	
Test Limit	5.15 - 5.25GHz	1) Outdoor AP The maximum conducted output power (Pout) shall not exceed the lesser of 1W (30dBm). if $GT_x > 6\text{dBi}$, then $P_{out} = 30 - (GT_x - 6)$. e.i.r.p. at any elevation angle above 30 degrees $\leq 125\text{mW}$ (21dBm) 2) Indoor AP The maximum conducted output power (Pout) shall not exceed the lesser of 1W (30dBm). if $GT_x > 6\text{dBi}$, then $P_{out} = 30 - (GT_x - 6)$. 3) Point-to-point AP The maximum conducted output power (Pout) shall not exceed the lesser of 1W (30dBm). if $GT_x > 23\text{dBi}$, then $P_{out} = 30 - (GT_x - 23)$. 4) Client devices The maximum conducted output power (Pout) shall not exceed the lesser of 250W (24dBm). if $GT_x > 6\text{dBi}$, then $P_{out} = 24 - (GT_x - 6)$.
	5.725 - 5.85GHz	1) Point-to-multipoint systems (P2M) The maximum conducted output power (Pout) shall not exceed the lesser of 1W (30dBm). if $GT_x > 6\text{dBi}$, then $P_{out} = 30 - (GT_x - 6)$. 2) Point-to-point systems (P2P) The maximum conducted output power (Pout) shall not exceed the lesser of 1W (30dBm).

5.2. Test Setup



5.3. Test Procedure

1. The Transmitter output (antenna port) was connected to the power meter.
2. Turn on the EUT and power meter and then record the power value.
3. Repeat above procedures on all channels needed to be tested.

Note: The cable loss and attenuator loss were offset into measure device as an amplitude offset.

5.4. Test Data

Pass

Please refer to Appendix B of the Appendix Test Data.

Additional test for duty cycle.

Please refer to Appendix E of the Appendix Test Data.

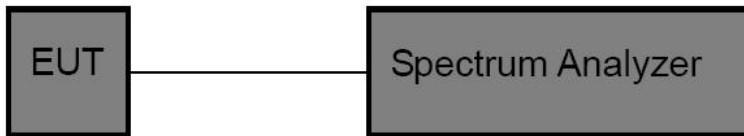


6. Occupy Bandwidth Test

6.1. Test Standard

Test Standard	FCC Part15 C Section 15.407 (a)(5)
---------------	------------------------------------

6.2. Test Setup



6.3. Test Procedure

1. Place the EUT on the table and set it in the transmitting mode.
2. Remove the antenna from the EUT and then connect a low loss RF cable from the antenna port to the spectrum analyzer.

3. Set the spectrum analyzer as:

26 dB & 99% bandwidth

RBW = approximately 1% of the emission bandwidth;
Set the VBW > RBW;
Detector= Peak
Trace mode= Max hold.
Sweep- auto couple.

6 dB bandwidth

RBW = approximately 1% of the emission bandwidth;
Set the VBW > RBW;
Detector= Peak
Trace mode= Max hold.
Sweep- auto couple.

4. Measure the maximum width of the emission that is 26dB /6dB down from the maximum of the emission. Compare this with the RBW setting of the analyzer.
5. Repeat until all the rest channels are investigated.

6.4. Test Data

Pass

Please refer to Appendix A1&A2&A3 of the Appendix Test Data.

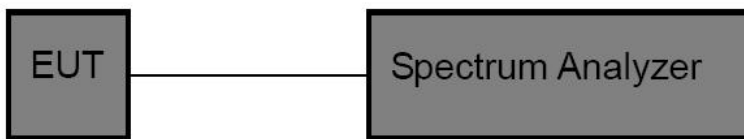


7. Power Spectral Density Test

7.1. Test Standard and Limit

Test Standard	FCC Part15 C Section 15.407(a)	
Test Limit	5.15 - 5.25GHz	1) Outdoor AP The peak power spectral density (PSD) shall not exceed the lesser of 17dBm/MHz. if $GT_x > 6\text{dBi}$, then $PSD = 17 - (GT_x - 6)$. 2) Indoor AP The peak power spectral density (PSD) shall not exceed the lesser of 17dBm/MHz. if $GT_x > 6\text{dBi}$, then $PSD = 17 - (GT_x - 6)$. 3) Point-to-point AP The peak power spectral density (PSD) shall not exceed the lesser of 17dBm/MHz. if $GT_x > 23\text{dBi}$, then $PSD = 17 - (GT_x - 23)$. 4) Client devices The peak power spectral density (PSD) shall not exceed the lesser of 11dBm/MHz. if $GT_x > 6\text{dBi}$, then $PSD = 11 - (GT_x - 6)$.
	5.725 - 5.85GHz	1) Point-to-multipoint systems (P2M) The peak power spectral density (PSD) shall not exceed the lesser of 30dBm/500kHz. if $GT_x > 6\text{dBi}$, then $PSD = 30 - (GT_x - 6)$. 2) Point-to-point systems (P2P) The peak power spectral density (PSD) shall not exceed the lesser of 30dBm/500kHz.

7.2. Test Setup



7.3. Test Procedure

For devices operating in the bands 5.15-5.25 GHz the above procedures make use of 1 MHz RBW to satisfy directly the 1 MHz reference bandwidth specified in § 15.407(a)(5). For devices operating in the band 5.725-5.85 GHz, the rules specify a measurement bandwidth of 500 kHz. Many spectrum analyzers do not have 500 kHz RBW, thus a narrower RBW may need to be used. The rules permit the use of a RBWs less than 1 MHz, or 500 kHz, “provided that the measured power is integrated over the full reference bandwidth” to show the total power over the specified measurement bandwidth (i.e., 1 MHz, or 500 kHz).

1. The EUT is directly connected to the spectrum analyzer;
2. Set RBW =1MHz(for WIFI 5.2G) or Set RBW =300kHz(for WIFI 5.8G);

3. Set VBW \geq 3 RBW=3MHz(for WIFI 5.2G) or Set VBW \geq 3 RBW=1MHz (for WIFI 5.8G);
3. Set the span to encompass the entire emissions bandwidth (EBW) of the signal;
5. Detector=RMS;
6. Sweep time= auto couple;
7. Trace mode=max. hold;

7.4. Test Data

Pass

Please refer to Appendix C of the Appendix Test Data.

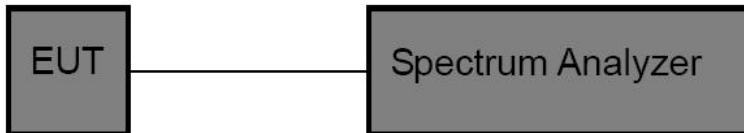


8. Frequency Stability

8.1. Test Standard and Limit

Test Standard	FCC Part15 Section 15.407(g) &Part2 J Section 2.1055
Test Limit	The frequency tolerance shall be maintained within the band of operation frequency over a temperature variation of 0 degrees to 35 degrees C at normal supply voltage, and for a variation in the primary supply voltage from 85% to 115% of the rated supply voltage at a temperature of 20 degrees C.

8.2. Test Setup



8.3. Test Procedure

The EUT was placed inside the environmental test chamber and powered by nominal AC/DC voltage.

- Turn the EUT on and couple its output to a spectrum analyzer.
- Turn the EUT off and set the chamber to the highest temperature specified.
- Allow sufficient time (approximately 30 min) for the temperature of the chamber to stabilize.
- Repeat step 2 and 3 with the temperature chamber set to the lowest temperature.
- The test chamber was allowed to stabilize at +20 degree C for a minimum of 30 minutes. The supply voltage was then adjusted on the EUT from 85% to 115% and the frequency record.

8.4. Test Data

Pass

Please to see the following pages.

Module 1:

Test Mode: 5.2G								
Mode	TX Type	Frequency (MHz)	Temperature (°C)	Voltage (VAC)	Measured Frequency (MHz)	Limit	Verdict	
802.11a	SISO	5180	20	102.00	5180.05	5172 to 5188	Pass	
				120.00	5180.10	5172 to 5188	Pass	
				138.00	5180.06	5172 to 5188	Pass	
			-30	120.00	5180.12	5172 to 5188	Pass	
				-20	120.00	5180.13	5150 to 5250	Pass
					-10	120.00	5180.01	5150 to 5250
			5200	20	102.00	5200.09	5192 to 5208	Pass
					120.00	5200.05	5192 to 5208	Pass
					138.00	5200.12	5192 to 5208	Pass
				-30	120.00	5200.10	5192 to 5208	Pass
		-20			120.00	5200.10	5150 to 5250	Pass
					-10	120.00	5200.09	5150 to 5250
		5240		20	102.00	5240.10	5232 to 5248	Pass
					120.00	5240.08	5232 to 5248	Pass
					138.00	5240.02	5232 to 5248	Pass
				-30	120.00	5240.05	5232 to 5248	Pass
			-20		120.00	5240.04	5150 to 5250	Pass
					-10	120.00	5240.03	5150 to 5250
			5180	20	102.00	5180.11	5172 to 5188	Pass
					120.00	5180.00	5172 to 5188	Pass
					138.00	5180.05	5172 to 5188	Pass
				-30	120.00	5180.01	5172 to 5188	Pass

		5200	-20	120.00	5180.08	5150 to 5250	Pass	
			-10	120.00	5180.01	5150 to 5250	Pass	
			0	120.00	5180.01	5150 to 5250	Pass	
			10	120.00	5180.11	5150 to 5250	Pass	
			30	120.00	5180.08	5150 to 5250	Pass	
			40	120.00	5180.07	5150 to 5250	Pass	
			50	120.00	5180.10	5172 to 5188	Pass	
		5240	20	102.00	5200.09	5192 to 5208	Pass	
				120.00	5200.03	5192 to 5208	Pass	
				138.00	5200.10	5192 to 5208	Pass	
			-30	120.00	5200.11	5192 to 5208	Pass	
			-20	120.00	5200.10	5150 to 5250	Pass	
			-10	120.00	5200.08	5150 to 5250	Pass	
			0	120.00	5200.07	5150 to 5250	Pass	
			10	120.00	5200.07	5150 to 5250	Pass	
			30	120.00	5200.04	5150 to 5250	Pass	
			40	120.00	5200.09	5150 to 5250	Pass	
			50	120.00	5200.07	5192 to 5208	Pass	
			5190	20	102.00	5240.10	5232 to 5248	Pass
					120.00	5240.13	5232 to 5248	Pass
					138.00	5240.08	5232 to 5248	Pass
-30	120.00	5240.03		5232 to 5248	Pass			
-20	120.00	5240.09		5150 to 5250	Pass			
-10	120.00	5240.03		5150 to 5250	Pass			
0	120.00	5240.07		5150 to 5250	Pass			
10	120.00	5240.09		5150 to 5250	Pass			
30	120.00	5240.09		5150 to 5250	Pass			
5230	20	102.00	5190.01	5174 to 5206	Pass			
		120.00	5190.07	5174 to 5206	Pass			
		138.00	5190.06	5174 to 5206	Pass			
		-30	120.00	5190.11	5174 to 5206	Pass		
		-20	120.00	5190.03	5150 to 5250	Pass		
		-10	120.00	5190.02	5150 to 5250	Pass		
		0	120.00	5190.05	5150 to 5250	Pass		
		10	120.00	5190.09	5150 to 5250	Pass		
		30	120.00	5190.10	5150 to 5250	Pass		
		40	120.00	5190.12	5150 to 5250	Pass		
50	120.00	5190.12	5174 to 5206	Pass				
802.11n (HT40)	MIMO	5230	20	102.00	5230.10	5214 to 5246	Pass	

			120.00	5230.08	5214 to 5246	Pass	
			138.00	5230.03	5214 to 5246	Pass	
			-30	120.00	5230.06	5214 to 5246	Pass
			-20	120.00	5230.01	5150 to 5250	Pass
			-10	120.00	5230.03	5150 to 5250	Pass
			0	120.00	5230.08	5150 to 5250	Pass
			10	120.00	5230.12	5150 to 5250	Pass
			30	120.00	5230.11	5150 to 5250	Pass
			40	120.00	5230.05	5150 to 5250	Pass
			50	120.00	5230.02	5214 to 5246	Pass
802.11ac (VHT20)	MIMO	5180	102.00	5180.08	5172 to 5188	Pass	
			120.00	5180.13	5172 to 5188	Pass	
			138.00	5180.10	5172 to 5188	Pass	
			-30	120.00	5180.07	5172 to 5188	Pass
			-20	120.00	5180.09	5150 to 5250	Pass
			-10	120.00	5180.04	5150 to 5250	Pass
			0	120.00	5180.04	5150 to 5250	Pass
		10	120.00	5180.13	5150 to 5250	Pass	
		30	120.00	5180.07	5150 to 5250	Pass	
		40	120.00	5180.08	5150 to 5250	Pass	
		50	120.00	5180.09	5172 to 5188	Pass	
		5200	102.00	5200.03	5192 to 5208	Pass	
			120.00	5200.05	5192 to 5208	Pass	
			138.00	5200.07	5192 to 5208	Pass	
-30	120.00		5200.13	5192 to 5208	Pass		
-20	120.00		5200.11	5150 to 5250	Pass		
-10	120.00		5200.03	5150 to 5250	Pass		
0	120.00		5200.02	5150 to 5250	Pass		
10	120.00	5200.10	5150 to 5250	Pass			
30	120.00	5200.07	5150 to 5250	Pass			
40	120.00	5200.08	5150 to 5250	Pass			
50	120.00	5200.01	5192 to 5208	Pass			
5240	102.00	5240.10	5232 to 5248	Pass			
	120.00	5240.04	5232 to 5248	Pass			
	138.00	5240.05	5232 to 5248	Pass			
	-30	120.00	5240.01	5232 to 5248	Pass		
	-20	120.00	5240.00	5150 to 5250	Pass		
	-10	120.00	5240.04	5150 to 5250	Pass		
	0	120.00	5240.03	5150 to 5250	Pass		
10	120.00	5240.09	5150 to 5250	Pass			
30	120.00	5240.03	5150 to 5250	Pass			

			40	120.00	5240.03	5150 to 5250	Pass
			50	120.00	5240.13	5232 to 5248	Pass
802.11ac (VHT40)	MIMO	5190	20	102.00	5190.09	5174 to 5206	Pass
				120.00	5190.01	5174 to 5206	Pass
			138.00	5190.01	5174 to 5206	Pass	
			-30	120.00	5190.00	5174 to 5206	Pass
			-20	120.00	5190.10	5150 to 5250	Pass
			-10	120.00	5190.06	5150 to 5250	Pass
			0	120.00	5190.10	5150 to 5250	Pass
		10	120.00	5190.05	5150 to 5250	Pass	
		30	120.00	5190.11	5150 to 5250	Pass	
		40	120.00	5190.11	5150 to 5250	Pass	
		50	120.00	5190.10	5174 to 5206	Pass	
		5230	20	102.00	5230.11	5214 to 5246	Pass
				120.00	5230.07	5214 to 5246	Pass
				138.00	5230.06	5214 to 5246	Pass
-30	120.00		5230.07	5214 to 5246	Pass		
-20	120.00		5230.05	5150 to 5250	Pass		
-10	120.00		5230.06	5150 to 5250	Pass		
0	120.00		5230.10	5150 to 5250	Pass		
10	120.00	5230.07	5150 to 5250	Pass			
30	120.00	5230.01	5150 to 5250	Pass			
40	120.00	5230.13	5150 to 5250	Pass			
50	120.00	5230.08	5214 to 5246	Pass			
802.11ac (VHT80)	MIMO	5210	20	102.00	5210.03	5178 to 5242	Pass
				120.00	5210.01	5178 to 5242	Pass
				138.00	5210.02	5178 to 5242	Pass
			-30	120.00	5210.09	5178 to 5242	Pass
			-20	120.00	5210.11	5150 to 5250	Pass
			-10	120.00	5210.02	5150 to 5250	Pass
			0	120.00	5210.06	5150 to 5250	Pass
			10	120.00	5210.06	5150 to 5250	Pass
			30	120.00	5210.03	5150 to 5250	Pass
			40	120.00	5210.11	5150 to 5250	Pass
50	120.00	5210.04	5178 to 5242	Pass			

Module 2:

Test Mode: 5.2G								
Mode	TX Type	Frequency (MHz)	Temperature (°C)	Voltage (VAC)	Measured Frequency (MHz)	Limit	Verdict	
802.11a	SISO	5180	20	102.00	5180.01	5172 to 5188	Pass	
				120.00	5180.07	5172 to 5188	Pass	
				138.00	5180.08	5172 to 5188	Pass	
			-30	120.00	5180.04	5172 to 5188	Pass	
				-20	120.00	5180.03	5150 to 5250	Pass
					-10	120.00	5180.03	5150 to 5250
			0	120.00	5180.03	5150 to 5250	Pass	
				10	120.00	5180.08	5150 to 5250	Pass
			30	120.00	5180.13	5150 to 5250	Pass	
			40	120.00	5180.11	5150 to 5250	Pass	
		50	120.00	5180.04	5172 to 5188	Pass		
		5200	20	102.00	5200.11	5192 to 5208	Pass	
				120.00	5200.12	5192 to 5208	Pass	
				138.00	5200.03	5192 to 5208	Pass	
			-30	120.00	5200.11	5192 to 5208	Pass	
				-20	120.00	5200.01	5150 to 5250	Pass
					-10	120.00	5200.04	5150 to 5250
			0	120.00	5200.11	5150 to 5250	Pass	
				10	120.00	5200.11	5150 to 5250	Pass
			30	120.00	5200.00	5150 to 5250	Pass	
			40	120.00	5200.10	5150 to 5250	Pass	
		50	120.00	5200.08	5192 to 5208	Pass		
		5240	20	102.00	5240.03	5232 to 5248	Pass	
				120.00	5240.07	5232 to 5248	Pass	
				138.00	5240.13	5232 to 5248	Pass	
			-30	120.00	5240.10	5232 to 5248	Pass	
				-20	120.00	5240.05	5150 to 5250	Pass
					-10	120.00	5240.08	5150 to 5250
			0	120.00	5240.11	5150 to 5250	Pass	
				10	120.00	5240.11	5150 to 5250	Pass
30	120.00		5240.05	5150 to 5250	Pass			
40	120.00		5240.10	5150 to 5250	Pass			
50	120.00	5240.04	5232 to 5248	Pass				
802.11n (HT20)	MIMO	5180	20	102.00	5180.01	5172 to 5188	Pass	
				120.00	5180.05	5172 to 5188	Pass	
				138.00	5180.07	5172 to 5188	Pass	
				-30	120.00	5180.09	5172 to 5188	Pass

		5200	-20	120.00	5180.10	5150 to 5250	Pass	
			-10	120.00	5180.06	5150 to 5250	Pass	
			0	120.00	5180.01	5150 to 5250	Pass	
			10	120.00	5180.11	5150 to 5250	Pass	
			30	120.00	5180.05	5150 to 5250	Pass	
			40	120.00	5180.03	5150 to 5250	Pass	
			50	120.00	5180.04	5172 to 5188	Pass	
		5240	20	102.00	5200.02	5192 to 5208	Pass	
				120.00	5200.06	5192 to 5208	Pass	
				138.00	5200.07	5192 to 5208	Pass	
			-30	120.00	5200.12	5192 to 5208	Pass	
			-20	120.00	5200.11	5150 to 5250	Pass	
			-10	120.00	5200.12	5150 to 5250	Pass	
			0	120.00	5200.12	5150 to 5250	Pass	
			10	120.00	5200.01	5150 to 5250	Pass	
			30	120.00	5200.10	5150 to 5250	Pass	
			40	120.00	5200.04	5150 to 5250	Pass	
			50	120.00	5200.12	5192 to 5208	Pass	
			5240	20	102.00	5240.11	5232 to 5248	Pass
					120.00	5240.01	5232 to 5248	Pass
					138.00	5240.05	5232 to 5248	Pass
-30	120.00	5240.05		5232 to 5248	Pass			
-20	120.00	5240.06		5150 to 5250	Pass			
-10	120.00	5240.08		5150 to 5250	Pass			
0	120.00	5240.07		5150 to 5250	Pass			
10	120.00	5240.01		5150 to 5250	Pass			
30	120.00	5240.04		5150 to 5250	Pass			
40	120.00	5240.04		5150 to 5250	Pass			
50	120.00	5240.07	5232 to 5248	Pass				
802.11n (HT40)	MIMO	5190	102.00	5190.07	5174 to 5206	Pass		
			20	120.00	5190.12	5174 to 5206	Pass	
			138.00	5190.12	5174 to 5206	Pass		
			-30	120.00	5190.04	5174 to 5206	Pass	
			-20	120.00	5190.03	5150 to 5250	Pass	
			-10	120.00	5190.01	5150 to 5250	Pass	
			0	120.00	5190.11	5150 to 5250	Pass	
			10	120.00	5190.10	5150 to 5250	Pass	
			30	120.00	5190.11	5150 to 5250	Pass	
			40	120.00	5190.01	5150 to 5250	Pass	
		50	120.00	5190.02	5174 to 5206	Pass		
		5230	20	102.00	5230.09	5214 to 5246	Pass	

				120.00	5230.11	5214 to 5246	Pass
				138.00	5230.13	5214 to 5246	Pass
			-30	120.00	5230.03	5214 to 5246	Pass
			-20	120.00	5230.06	5150 to 5250	Pass
			-10	120.00	5230.03	5150 to 5250	Pass
			0	120.00	5230.01	5150 to 5250	Pass
			10	120.00	5230.07	5150 to 5250	Pass
			30	120.00	5230.10	5150 to 5250	Pass
			40	120.00	5230.06	5150 to 5250	Pass
			50	120.00	5230.07	5214 to 5246	Pass
802.11ac (VHT20)	MIMO	5180	20	102.00	5180.06	5172 to 5188	Pass
				120.00	5180.09	5172 to 5188	Pass
				138.00	5180.03	5172 to 5188	Pass
			-30	120.00	5180.00	5172 to 5188	Pass
			-20	120.00	5180.00	5150 to 5250	Pass
			-10	120.00	5180.05	5150 to 5250	Pass
			0	120.00	5180.03	5150 to 5250	Pass
			10	120.00	5180.06	5150 to 5250	Pass
			30	120.00	5180.01	5150 to 5250	Pass
		40	120.00	5180.02	5150 to 5250	Pass	
		50	120.00	5180.12	5172 to 5188	Pass	
		5200	20	102.00	5200.10	5192 to 5208	Pass
				120.00	5200.01	5192 to 5208	Pass
				138.00	5200.04	5192 to 5208	Pass
			-30	120.00	5200.11	5192 to 5208	Pass
			-20	120.00	5200.05	5150 to 5250	Pass
			-10	120.00	5200.10	5150 to 5250	Pass
			0	120.00	5200.05	5150 to 5250	Pass
10	120.00		5200.12	5150 to 5250	Pass		
30	120.00		5200.04	5150 to 5250	Pass		
40	120.00	5200.01	5150 to 5250	Pass			
50	120.00	5200.08	5192 to 5208	Pass			
5240	20	102.00	5240.05	5232 to 5248	Pass		
		120.00	5240.03	5232 to 5248	Pass		
		138.00	5240.03	5232 to 5248	Pass		
	-30	120.00	5240.01	5232 to 5248	Pass		
	-20	120.00	5240.00	5150 to 5250	Pass		
	-10	120.00	5240.11	5150 to 5250	Pass		
	0	120.00	5240.12	5150 to 5250	Pass		
	10	120.00	5240.08	5150 to 5250	Pass		
	30	120.00	5240.01	5150 to 5250	Pass		

			40	120.00	5240.12	5150 to 5250	Pass
			50	120.00	5240.03	5232 to 5248	Pass
802.11ac (VHT40)	MIMO	5190	20	102.00	5190.12	5174 to 5206	Pass
				120.00	5190.08	5174 to 5206	Pass
			138.00	5190.09	5174 to 5206	Pass	
			-30	120.00	5190.08	5174 to 5206	Pass
			-20	120.00	5190.08	5150 to 5250	Pass
			-10	120.00	5190.04	5150 to 5250	Pass
			0	120.00	5190.08	5150 to 5250	Pass
		10	120.00	5190.05	5150 to 5250	Pass	
		30	120.00	5190.10	5150 to 5250	Pass	
		40	120.00	5190.07	5150 to 5250	Pass	
		50	120.00	5190.07	5174 to 5206	Pass	
		5230	20	102.00	5230.12	5214 to 5246	Pass
				120.00	5230.02	5214 to 5246	Pass
				138.00	5230.12	5214 to 5246	Pass
-30	120.00		5230.11	5214 to 5246	Pass		
-20	120.00		5230.01	5150 to 5250	Pass		
-10	120.00		5230.03	5150 to 5250	Pass		
0	120.00		5230.11	5150 to 5250	Pass		
10	120.00	5230.08	5150 to 5250	Pass			
30	120.00	5230.05	5150 to 5250	Pass			
40	120.00	5230.09	5150 to 5250	Pass			
50	120.00	5230.01	5214 to 5246	Pass			
802.11ac (VHT80)	MIMO	5210	20	102.00	5210.07	5178 to 5242	Pass
				120.00	5210.09	5178 to 5242	Pass
				138.00	5210.06	5178 to 5242	Pass
			-30	120.00	5210.01	5178 to 5242	Pass
			-20	120.00	5210.07	5150 to 5250	Pass
			-10	120.00	5210.00	5150 to 5250	Pass
			0	120.00	5210.11	5150 to 5250	Pass
			10	120.00	5210.07	5150 to 5250	Pass
			30	120.00	5210.10	5150 to 5250	Pass
			40	120.00	5210.08	5150 to 5250	Pass
50	120.00	5210.10	5178 to 5242	Pass			

Module 1:

Test Mode: 5.8G								
Mode	TX Type	Frequency (MHz)	Temperature (°C)	Voltage (VAC)	Measured Frequency (MHz)	Limit	Verdict	
802.11a	SISO	5745	20	102.00	5745.12	5737 to 5753	Pass	
				120.00	5745.11	5737 to 5753	Pass	
				138.00	5745.01	5737 to 5753	Pass	
			-30	102.00	5745.08	5737 to 5753	Pass	
				-20	120.00	5745.01	5725 to 5850	Pass
					-10	120.00	5745.03	5725 to 5850
			0	120.00	5745.10	5725 to 5850	Pass	
				10	120.00	5745.02	5725 to 5850	Pass
			30	120.00	5745.00	5725 to 5850	Pass	
			40	120.00	5745.09	5725 to 5850	Pass	
		50	120.00	5745.04	5737 to 5753	Pass		
		5785	20	102.00	5785.06	5777 to 5793	Pass	
				120.00	5785.12	5777 to 5793	Pass	
				138.00	5785.07	5777 to 5793	Pass	
			-30	102.00	5785.02	5777 to 5793	Pass	
				-20	120.00	5785.13	5725 to 5850	Pass
					-10	120.00	5785.05	5725 to 5850
			0	120.00	5785.06	5725 to 5850	Pass	
				10	120.00	5785.04	5725 to 5850	Pass
			30	120.00	5785.03	5725 to 5850	Pass	
			40	120.00	5785.09	5725 to 5850	Pass	
		50	120.00	5785.08	5777 to 5793	Pass		
		5825	20	102.00	5825.13	5817 to 5833	Pass	
				120.00	5825.07	5817 to 5833	Pass	
				138.00	5825.01	5817 to 5833	Pass	
			-30	102.00	5825.08	5817 to 5833	Pass	
				-20	120.00	5825.03	5725 to 5850	Pass
					-10	120.00	5825.04	5725 to 5850
			0	120.00	5825.11	5725 to 5850	Pass	
				10	120.00	5825.11	5725 to 5850	Pass
30	120.00		5825.03	5725 to 5850	Pass			
40	120.00		5825.07	5725 to 5850	Pass			
50	120.00	5825.06	5817 to 5833	Pass				
802.11n (HT20)	MIMO	5745	20	102.00	5745.10	5737 to 5753	Pass	
				120.00	5745.07	5737 to 5753	Pass	
				138.00	5745.09	5737 to 5753	Pass	
			-30	102.00	5745.02	5737 to 5753	Pass	

			-20	120.00	5745.03	5725 to 5850	Pass	
			-10	120.00	5745.05	5725 to 5850	Pass	
			0	120.00	5745.02	5725 to 5850	Pass	
			10	120.00	5745.11	5725 to 5850	Pass	
			30	120.00	5745.04	5725 to 5850	Pass	
			40	120.00	5745.12	5725 to 5850	Pass	
			50	120.00	5745.11	5737 to 5753	Pass	
		5785	20	102.00	5785.09	5777 to 5793	Pass	
				120.00	5785.04	5777 to 5793	Pass	
				138.00	5785.06	5777 to 5793	Pass	
			-30	102.00	5785.06	5777 to 5793	Pass	
			-20	120.00	5785.08	5725 to 5850	Pass	
			-10	120.00	5785.06	5725 to 5850	Pass	
			0	120.00	5785.11	5725 to 5850	Pass	
			10	120.00	5785.04	5725 to 5850	Pass	
			30	120.00	5785.09	5725 to 5850	Pass	
			40	120.00	5785.03	5725 to 5850	Pass	
			50	120.00	5785.12	5777 to 5793	Pass	
			5825	20	102.00	5825.05	5817 to 5833	Pass
					120.00	5825.09	5817 to 5833	Pass
					138.00	5825.11	5817 to 5833	Pass
-30	102.00	5825.04		5817 to 5833	Pass			
-20	120.00	5825.05		5725 to 5850	Pass			
-10	120.00	5825.12		5725 to 5850	Pass			
0	120.00	5825.07		5725 to 5850	Pass			
10	120.00	5825.10		5725 to 5850	Pass			
30	120.00	5825.02		5725 to 5850	Pass			
40	120.00	5825.11		5725 to 5850	Pass			
50	120.00	5825.09	5817 to 5833	Pass				
802.11n (HT40)	MIMO	5755	102.00	5755.01	5739 to 5771	Pass		
			20	120.00	5755.05	5739 to 5771	Pass	
			138.00	5755.07	5739 to 5771	Pass		
			-30	102.00	5755.11	5739 to 5771	Pass	
			-20	120.00	5755.02	5725 to 5850	Pass	
			-10	120.00	5755.04	5725 to 5850	Pass	
			0	120.00	5755.03	5725 to 5850	Pass	
			10	120.00	5755.08	5725 to 5850	Pass	
			30	120.00	5755.11	5725 to 5850	Pass	
			40	120.00	5755.03	5725 to 5850	Pass	
50	120.00	5755.10	5739 to 5771	Pass				
5795	20	102.00	5795.05	5779 to 5811	Pass			

				120.00	5795.05	5779 to 5811	Pass
				138.00	5795.03	5779 to 5811	Pass
			-30	102.00	5795.01	5779 to 5811	Pass
			-20	120.00	5795.12	5725 to 5850	Pass
			-10	120.00	5795.08	5725 to 5850	Pass
			0	120.00	5795.00	5725 to 5850	Pass
			10	120.00	5795.04	5725 to 5850	Pass
			30	120.00	5795.11	5725 to 5850	Pass
			40	120.00	5795.08	5725 to 5850	Pass
			50	120.00	5795.08	5779 to 5811	Pass
802.11ac (VHT20)	MIMO	5745	20	102.00	5745.09	5737 to 5753	Pass
				120.00	5745.13	5737 to 5753	Pass
				138.00	5745.12	5737 to 5753	Pass
			-30	102.00	5745.06	5737 to 5753	Pass
			-20	120.00	5745.08	5725 to 5850	Pass
			-10	120.00	5745.01	5725 to 5850	Pass
			0	120.00	5745.00	5725 to 5850	Pass
			10	120.00	5745.09	5725 to 5850	Pass
			30	120.00	5745.07	5725 to 5850	Pass
		40	120.00	5745.09	5725 to 5850	Pass	
		50	120.00	5745.04	5737 to 5753	Pass	
		5785	20	102.00	5785.02	5777 to 5793	Pass
				120.00	5785.02	5777 to 5793	Pass
				138.00	5785.06	5777 to 5793	Pass
			-30	102.00	5785.02	5777 to 5793	Pass
			-20	120.00	5785.02	5725 to 5850	Pass
			-10	120.00	5785.13	5725 to 5850	Pass
			0	120.00	5785.09	5725 to 5850	Pass
10	120.00		5785.06	5725 to 5850	Pass		
30	120.00		5785.01	5725 to 5850	Pass		
40	120.00	5785.02	5725 to 5850	Pass			
50	120.00	5785.01	5777 to 5793	Pass			
5825	20	102.00	5825.12	5817 to 5833	Pass		
		120.00	5825.12	5817 to 5833	Pass		
		138.00	5825.05	5817 to 5833	Pass		
	-30	102.00	5825.00	5817 to 5833	Pass		
	-20	120.00	5825.12	5725 to 5850	Pass		
	-10	120.00	5825.08	5725 to 5850	Pass		
	0	120.00	5825.00	5725 to 5850	Pass		
	10	120.00	5825.11	5725 to 5850	Pass		
	30	120.00	5825.09	5725 to 5850	Pass		

802.11ac (VHT40)	MIMO	5755	40	120.00	5825.04	5725 to 5850	Pass
			50	120.00	5825.09	5817 to 5833	Pass
			20	102.00	5755.04	5739 to 5771	Pass
				120.00	5755.01	5739 to 5771	Pass
				138.00	5755.04	5739 to 5771	Pass
			-30	102.00	5755.11	5739 to 5771	Pass
			-20	120.00	5755.05	5725 to 5850	Pass
			-10	120.00	5755.04	5725 to 5850	Pass
			0	120.00	5755.02	5725 to 5850	Pass
			10	120.00	5755.09	5725 to 5850	Pass
			30	120.00	5755.13	5725 to 5850	Pass
			40	120.00	5755.06	5725 to 5850	Pass
			50	120.00	5755.10	5739 to 5771	Pass
			802.11ac (VHT80)	MIMO	5795	20	102.00
120.00	5795.09	5779 to 5811					Pass
138.00	5795.08	5779 to 5811					Pass
-30	102.00	5795.03				5779 to 5811	Pass
-20	120.00	5795.02				5725 to 5850	Pass
-10	120.00	5795.04				5725 to 5850	Pass
0	120.00	5795.10				5725 to 5850	Pass
10	120.00	5795.09				5725 to 5850	Pass
30	120.00	5795.07				5725 to 5850	Pass
40	120.00	5795.02				5725 to 5850	Pass
802.11ac (VHT80)	MIMO	5775	20	102.00	5775.12	5743 to 5807	Pass
				120.00	5775.12	5743 to 5807	Pass
				138.00	5775.06	5743 to 5807	Pass
			-30	102.00	5775.10	5743 to 5807	Pass
			-20	120.00	5775.11	5725 to 5850	Pass
			-10	120.00	5775.06	5725 to 5850	Pass
			0	120.00	5775.08	5725 to 5850	Pass
			10	120.00	5775.12	5725 to 5850	Pass
			30	120.00	5775.04	5725 to 5850	Pass
			40	120.00	5775.10	5725 to 5850	Pass
50	120.00	5775.13	5743 to 5807	Pass			

Module 2:

Test Mode: 5.8G								
Mode	TX Type	Frequency (MHz)	Temperature (°C)	Voltage (VAC)	Measured Frequency (MHz)	Limit	Verdict	
802.11a	SISO	5745	20	102.00	5745.05	5737 to 5753	Pass	
				120.00	5745.01	5737 to 5753	Pass	
				138.00	5745.01	5737 to 5753	Pass	
			-30	102.00	5745.09	5737 to 5753	Pass	
				-20	120.00	5745.12	5725 to 5850	Pass
					-10	120.00	5745.04	5725 to 5850
			0	120.00	5745.08	5725 to 5850	Pass	
				10	120.00	5745.12	5725 to 5850	Pass
			30	120.00	5745.04	5725 to 5850	Pass	
			40	120.00	5745.09	5725 to 5850	Pass	
		50	120.00	5745.08	5737 to 5753	Pass		
		5785	20	102.00	5785.12	5777 to 5793	Pass	
				120.00	5785.07	5777 to 5793	Pass	
				138.00	5785.02	5777 to 5793	Pass	
			-30	102.00	5785.05	5777 to 5793	Pass	
				-20	120.00	5785.06	5725 to 5850	Pass
					-10	120.00	5785.07	5725 to 5850
			0	120.00	5785.04	5725 to 5850	Pass	
				10	120.00	5785.00	5725 to 5850	Pass
			30	120.00	5785.01	5725 to 5850	Pass	
			40	120.00	5785.03	5725 to 5850	Pass	
		50	120.00	5785.06	5777 to 5793	Pass		
		5825	20	102.00	5825.01	5817 to 5833	Pass	
				120.00	5825.08	5817 to 5833	Pass	
				138.00	5825.01	5817 to 5833	Pass	
			-30	102.00	5825.05	5817 to 5833	Pass	
				-20	120.00	5825.12	5725 to 5850	Pass
					-10	120.00	5825.08	5725 to 5850
			0	120.00	5825.09	5725 to 5850	Pass	
				10	120.00	5825.02	5725 to 5850	Pass
30	120.00		5825.07	5725 to 5850	Pass			
40	120.00		5825.01	5725 to 5850	Pass			
50	120.00	5825.11	5817 to 5833	Pass				
802.11n (HT20)	MIMO	5745	20	102.00	5745.03	5737 to 5753	Pass	
				120.00	5745.02	5737 to 5753	Pass	
				138.00	5745.03	5737 to 5753	Pass	
				-30	102.00	5745.02	5737 to 5753	Pass

		5785	-20	120.00	5745.06	5725 to 5850	Pass	
			-10	120.00	5745.10	5725 to 5850	Pass	
			0	120.00	5745.09	5725 to 5850	Pass	
			10	120.00	5745.12	5725 to 5850	Pass	
			30	120.00	5745.07	5725 to 5850	Pass	
			40	120.00	5745.01	5725 to 5850	Pass	
			50	120.00	5745.11	5737 to 5753	Pass	
		5785	20	102.00	5785.06	5777 to 5793	Pass	
				120.00	5785.03	5777 to 5793	Pass	
				138.00	5785.09	5777 to 5793	Pass	
			-30	102.00	5785.09	5777 to 5793	Pass	
			-20	120.00	5785.03	5725 to 5850	Pass	
			-10	120.00	5785.04	5725 to 5850	Pass	
			0	120.00	5785.07	5725 to 5850	Pass	
			10	120.00	5785.07	5725 to 5850	Pass	
			30	120.00	5785.02	5725 to 5850	Pass	
			40	120.00	5785.08	5725 to 5850	Pass	
			50	120.00	5785.07	5777 to 5793	Pass	
			5825	20	102.00	5825.11	5817 to 5833	Pass
					120.00	5825.12	5817 to 5833	Pass
					138.00	5825.06	5817 to 5833	Pass
-30	102.00	5825.05		5817 to 5833	Pass			
-20	120.00	5825.05		5725 to 5850	Pass			
-10	120.00	5825.06		5725 to 5850	Pass			
0	120.00	5825.10		5725 to 5850	Pass			
10	120.00	5825.09		5725 to 5850	Pass			
30	120.00	5825.10		5725 to 5850	Pass			
40	120.00	5825.10		5725 to 5850	Pass			
50	120.00	5825.07		5817 to 5833	Pass			
5755	20	102.00		5755.05	5739 to 5771	Pass		
		120.00		5755.04	5739 to 5771	Pass		
		138.00	5755.05	5739 to 5771	Pass			
	-30	102.00	5755.07	5739 to 5771	Pass			
	-20	120.00	5755.07	5725 to 5850	Pass			
	-10	120.00	5755.07	5725 to 5850	Pass			
	0	120.00	5755.01	5725 to 5850	Pass			
	10	120.00	5755.04	5725 to 5850	Pass			
	30	120.00	5755.02	5725 to 5850	Pass			
	40	120.00	5755.01	5725 to 5850	Pass			
	50	120.00	5755.04	5739 to 5771	Pass			
	5795	20	102.00	5795.06	5779 to 5811	Pass		

				120.00	5795.05	5779 to 5811	Pass
				138.00	5795.10	5779 to 5811	Pass
			-30	102.00	5795.02	5779 to 5811	Pass
			-20	120.00	5795.11	5725 to 5850	Pass
			-10	120.00	5795.12	5725 to 5850	Pass
			0	120.00	5795.10	5725 to 5850	Pass
			10	120.00	5795.01	5725 to 5850	Pass
			30	120.00	5795.07	5725 to 5850	Pass
			40	120.00	5795.03	5725 to 5850	Pass
			50	120.00	5795.08	5779 to 5811	Pass
802.11ac (VHT20)	MIMO	5745		102.00	5745.02	5737 to 5753	Pass
			20	120.00	5745.12	5737 to 5753	Pass
				138.00	5745.13	5737 to 5753	Pass
			-30	102.00	5745.02	5737 to 5753	Pass
			-20	120.00	5745.01	5725 to 5850	Pass
			-10	120.00	5745.03	5725 to 5850	Pass
			0	120.00	5745.11	5725 to 5850	Pass
			10	120.00	5745.01	5725 to 5850	Pass
			30	120.00	5745.01	5725 to 5850	Pass
		40	120.00	5745.07	5725 to 5850	Pass	
		50	120.00	5745.06	5737 to 5753	Pass	
		5785		102.00	5785.03	5777 to 5793	Pass
			20	120.00	5785.10	5777 to 5793	Pass
				138.00	5785.09	5777 to 5793	Pass
			-30	102.00	5785.12	5777 to 5793	Pass
			-20	120.00	5785.09	5725 to 5850	Pass
			-10	120.00	5785.08	5725 to 5850	Pass
			0	120.00	5785.07	5725 to 5850	Pass
10	120.00		5785.10	5725 to 5850	Pass		
30	120.00		5785.05	5725 to 5850	Pass		
40	120.00	5785.01	5725 to 5850	Pass			
50	120.00	5785.09	5777 to 5793	Pass			
5825		102.00	5825.05	5817 to 5833	Pass		
	20	120.00	5825.13	5817 to 5833	Pass		
		138.00	5825.04	5817 to 5833	Pass		
	-30	102.00	5825.09	5817 to 5833	Pass		
	-20	120.00	5825.07	5725 to 5850	Pass		
	-10	120.00	5825.12	5725 to 5850	Pass		
	0	120.00	5825.00	5725 to 5850	Pass		
	10	120.00	5825.12	5725 to 5850	Pass		
	30	120.00	5825.00	5725 to 5850	Pass		

			40	120.00	5825.07	5725 to 5850	Pass
			50	120.00	5825.08	5817 to 5833	Pass
802.11ac (VHT40)	MIMO	5755	20	102.00	5755.03	5739 to 5771	Pass
				120.00	5755.01	5739 to 5771	Pass
			138.00	5755.06	5739 to 5771	Pass	
			-30	102.00	5755.03	5739 to 5771	Pass
			-20	120.00	5755.06	5725 to 5850	Pass
			-10	120.00	5755.12	5725 to 5850	Pass
			0	120.00	5755.05	5725 to 5850	Pass
		10	120.00	5755.11	5725 to 5850	Pass	
		30	120.00	5755.10	5725 to 5850	Pass	
		40	120.00	5755.11	5725 to 5850	Pass	
		50	120.00	5755.10	5739 to 5771	Pass	
		5795	20	102.00	5795.04	5779 to 5811	Pass
				120.00	5795.04	5779 to 5811	Pass
				138.00	5795.04	5779 to 5811	Pass
-30	102.00		5795.06	5779 to 5811	Pass		
-20	120.00		5795.01	5725 to 5850	Pass		
-10	120.00		5795.04	5725 to 5850	Pass		
0	120.00		5795.10	5725 to 5850	Pass		
10	120.00	5795.01	5725 to 5850	Pass			
30	120.00	5795.02	5725 to 5850	Pass			
40	120.00	5795.04	5725 to 5850	Pass			
50	120.00	5795.05	5779 to 5811	Pass			
802.11ac (VHT80)	MIMO	5775	20	102.00	5775.13	5743 to 5807	Pass
				120.00	5775.03	5743 to 5807	Pass
				138.00	5775.00	5743 to 5807	Pass
			-30	102.00	5775.12	5743 to 5807	Pass
			-20	120.00	5775.02	5725 to 5850	Pass
			-10	120.00	5775.04	5725 to 5850	Pass
			0	120.00	5775.05	5725 to 5850	Pass
			10	120.00	5775.01	5725 to 5850	Pass
			30	120.00	5775.03	5725 to 5850	Pass
			40	120.00	5775.05	5725 to 5850	Pass
50	120.00	5775.03	5743 to 5807	Pass			

9. Antenna Requirement

9.1. Test Standard and Requirement

Test Standard	FCC Part15 Section 15.203 /15.407
Requirement	<p>1) 15.203 requirement: An intentional radiator shall be designed to ensure that no antenna other than that furnished by the responsible party shall be used with the device. The use of a permanently attached antenna or of an antenna that uses a unique coupling to the intentional radiator, the manufacturer may design the unit so that a broken antenna can be replaced by the user, but the use of a standard antenna jack or electrical connector is prohibited.</p> <p>2) 15.407 requirement: An intentional radiator shall be designed to ensure that no antenna other than that furnished by the responsible party shall be used with the device. The use of a permanently attached antenna or of an antenna that uses a unique coupling to the intentional radiator shall be considered sufficient to comply with the provisions of this section. The manufacturer may design the unit so that a broken antenna can be replaced by the user, but the use of a standard antenna jack or electrical connector is prohibited. This requirement does not apply to carrier current devices or to devices operated under the provisions of §15.211, §15.213, §15.217, §15.219, or §15.221. Further, this requirement does not apply to intentional radiators that must be professionally installed, such as perimeter protection systems and some field disturbance sensors, or to other intentional radiators which, in accordance with §15.31(d), must be measured at the installation site. However, the installer shall be responsible for ensuring that the proper antenna is employed so that the limits in this part are not exceeded.</p>

9.2. Antenna Connected Construction

The antenna is a FPC Antenna which permanently attached, and the best case gain of the

Module 1 WiFi 5.2G ANT1/ANT2: 2 dBi,

Module 2 WiFi 5.2G ANT1/ANT2: 2 dBi,

Module 1 WiFi 5.8G ANT1/ANT2: 2 dBi,

Module 2 WiFi 5.8G ANT1/ANT2: 2 dBi.

It complies with the standard requirement.

APPENDIX I -- TEST SETUP PHOTOGRAPH

Photo of Conducted Emission Measurement



Photo of Radiation Emission Test





APPENDIX II -- EXTERNAL PHOTOGRAPH

Reference to the test report 18220WC20016301.

APPENDIX III -- INTERNAL PHOTOGRAPH

Reference to the test report 18220WC20016301.

APPENDIX IV – Appendix Test Data

