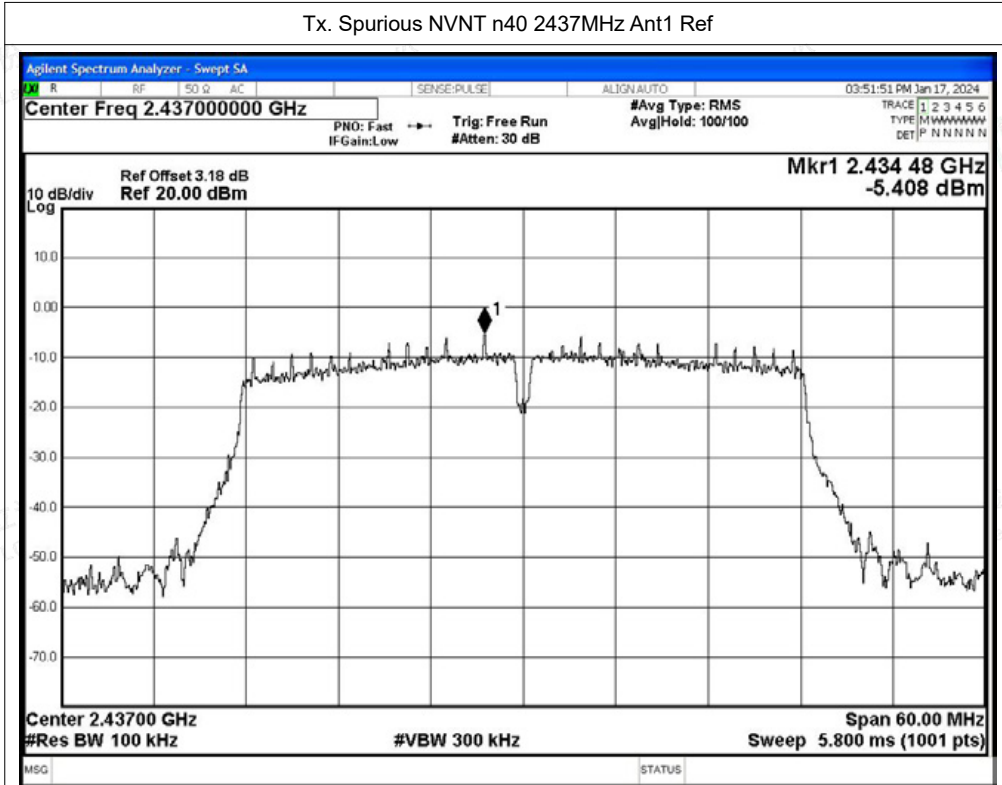
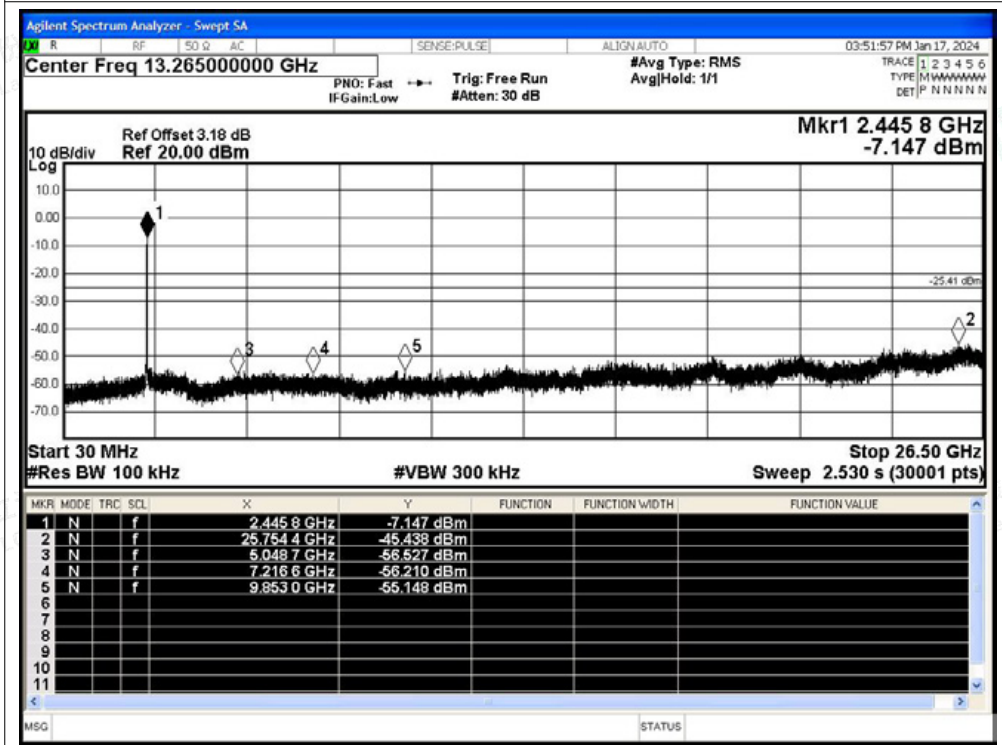




Tx. Spurious NVNT n40 2437MHz Ant1 Ref



Tx. Spurious NVNT n40 2437MHz Ant1 Emission





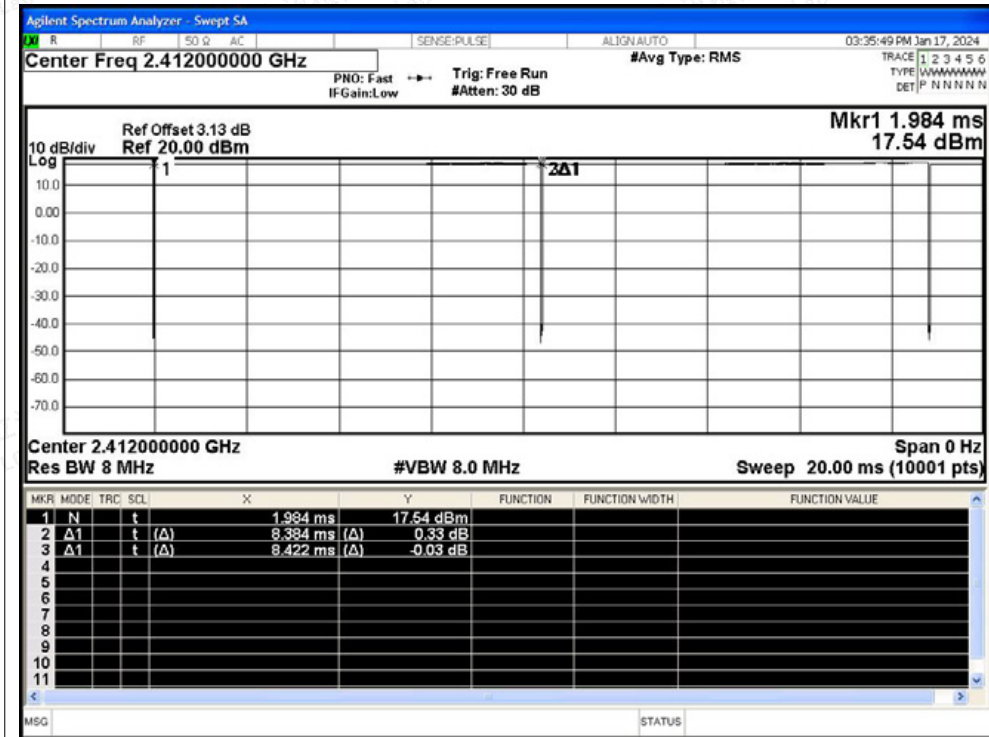
A.6 Duty Cycle

Condition	Mode	Frequency (MHz)	Antenna	Duty Cycle (%)	Correction Factor (dB)	1/T (kHz)
NVNT	b	2412	Ant1	99.55	0	0.12
NVNT	b	2437	Ant1	99.55	0	0.12
NVNT	b	2462	Ant1	99.55	0	0.12
NVNT	g	2412	Ant1	96.94	0.13	0.72
NVNT	g	2437	Ant1	96.8	0.14	0.72
NVNT	g	2462	Ant1	96.94	0.13	0.72
NVNT	n20	2412	Ant1	96.58	0.15	0.77
NVNT	n20	2437	Ant1	96.73	0.14	0.77
NVNT	n20	2462	Ant1	96.58	0.15	0.77
NVNT	n40	2422	Ant1	93.64	0.29	1.54
NVNT	n40	2437	Ant1	93.66	0.28	1.54
NVNT	n40	2452	Ant1	93.64	0.29	1.54

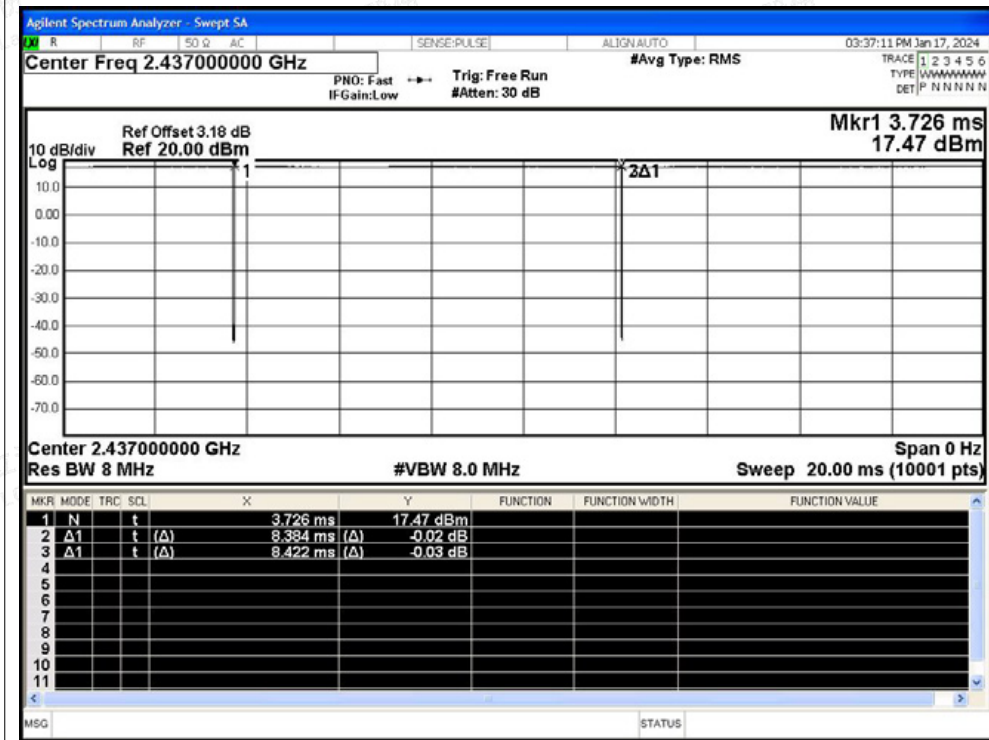


Test Graphs

Duty Cycle NVNT b 2412MHz Ant1

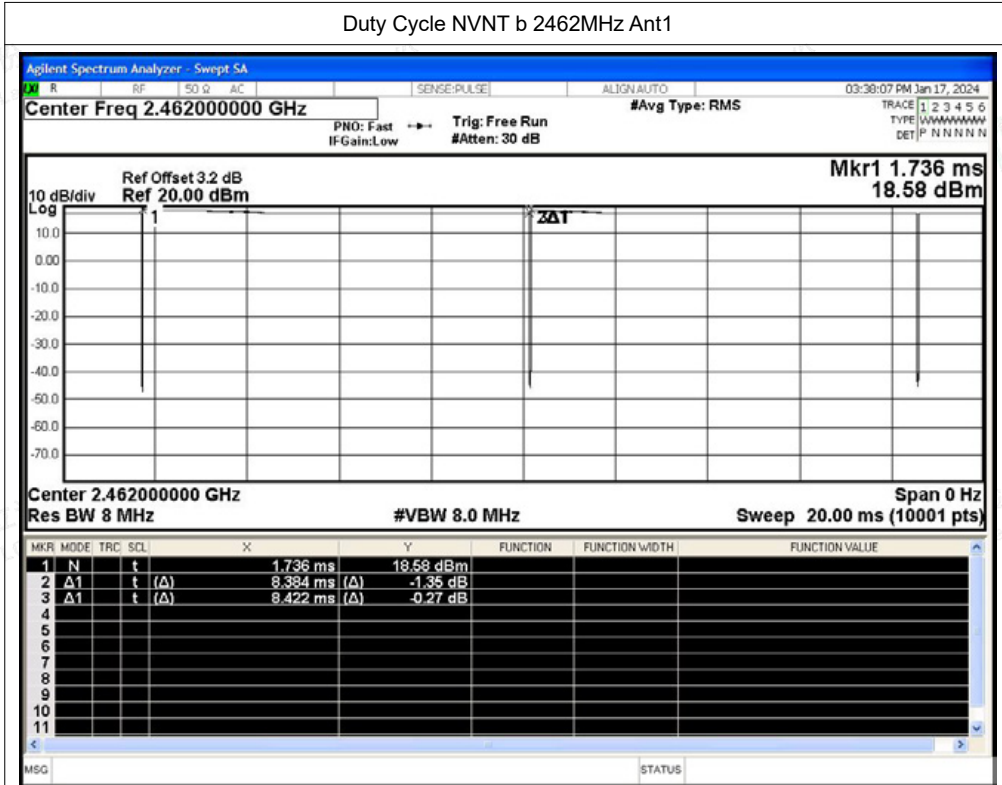


Duty Cycle NVNT b 2437MHz Ant1

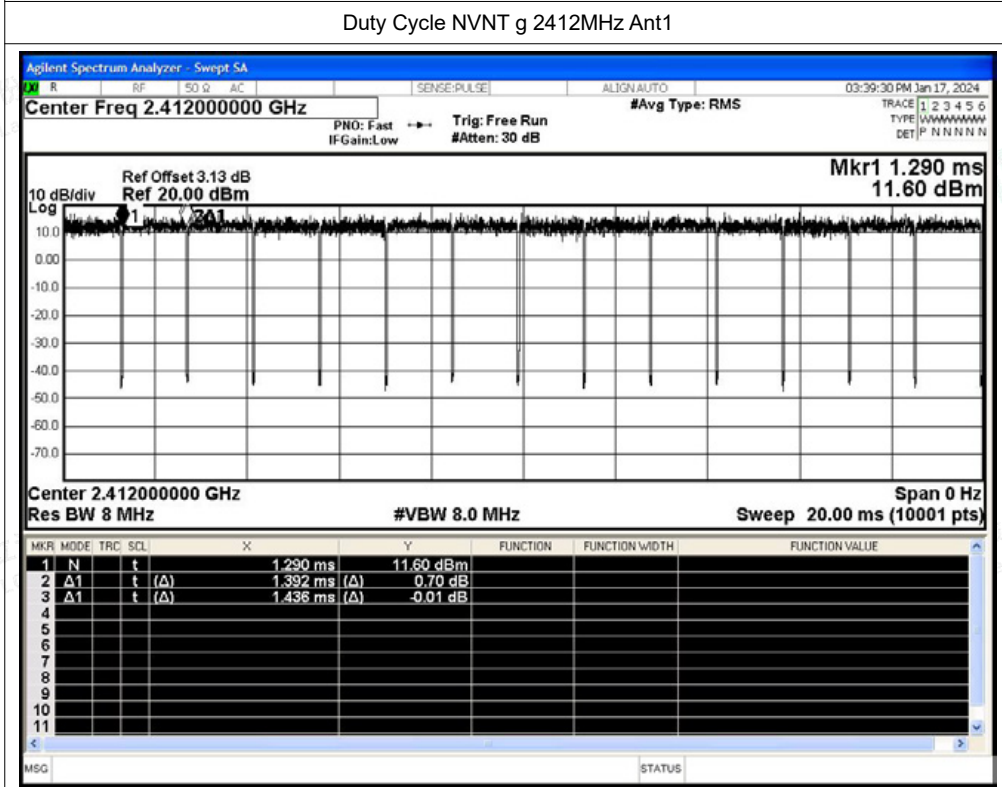




Duty Cycle NVNT b 2462MHz Ant1

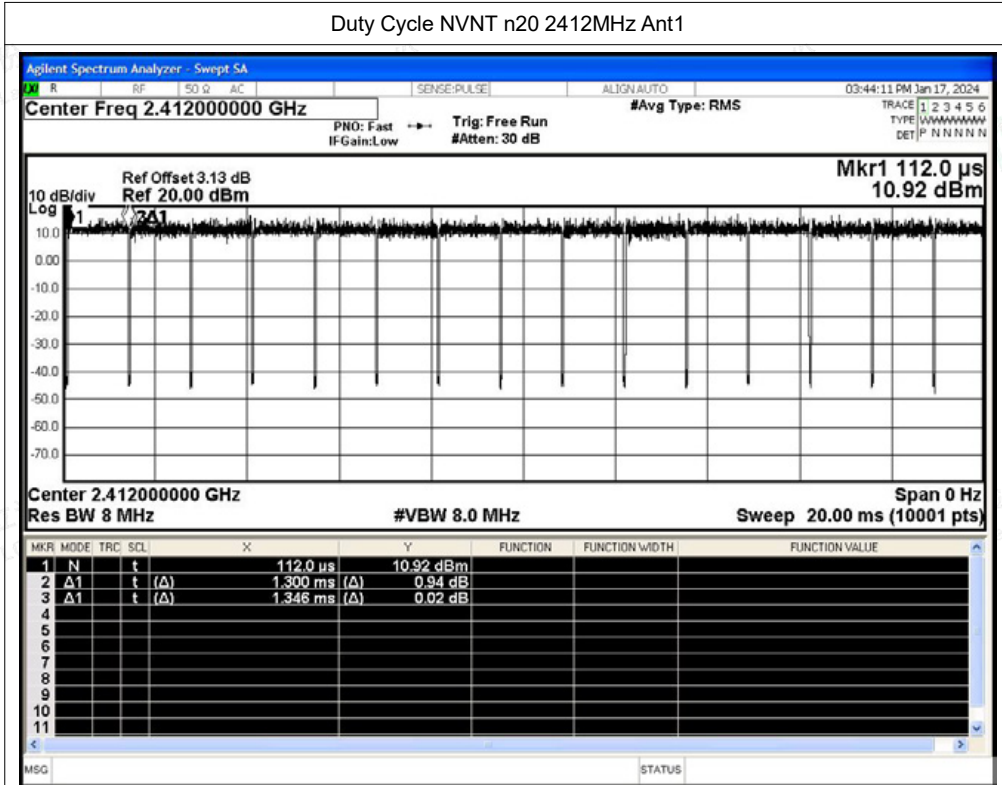


Duty Cycle NVNT g 2412MHz Ant1

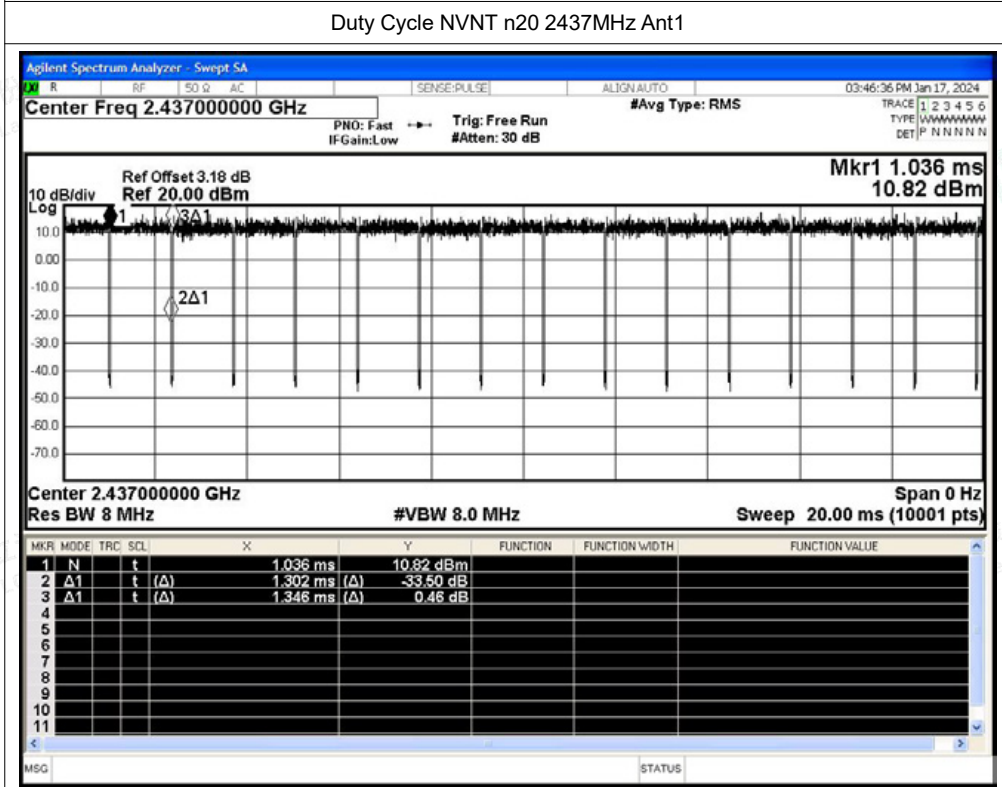




Duty Cycle NVNT n20 2412MHz Ant1

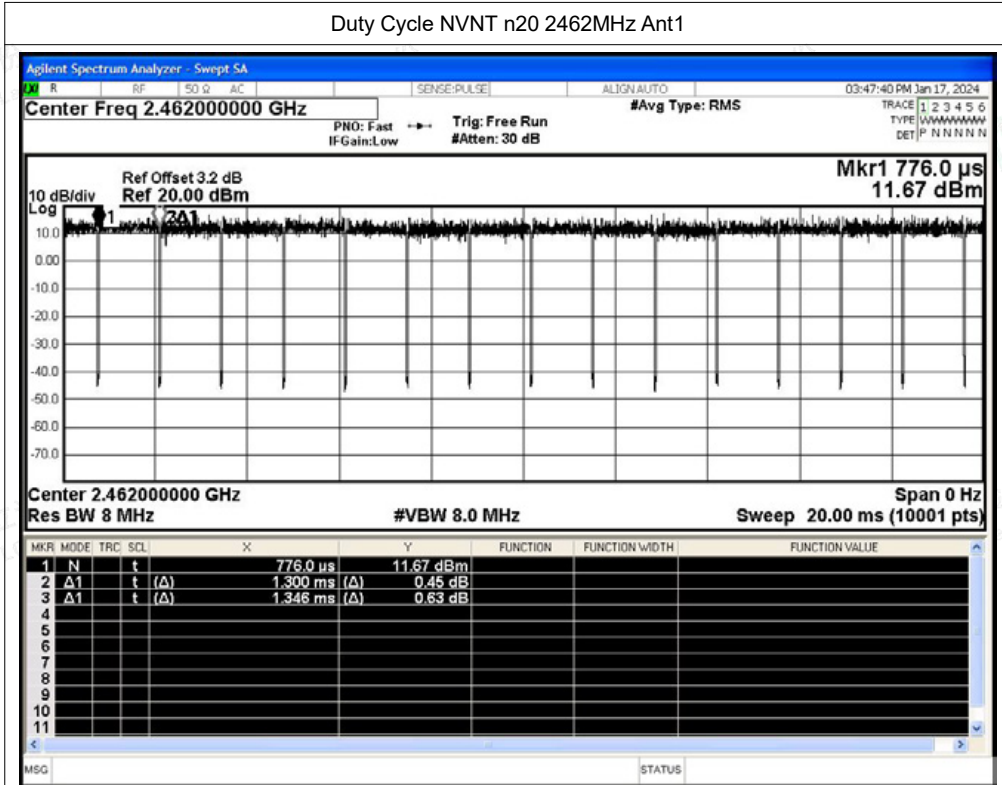


Duty Cycle NVNT n20 2437MHz Ant1

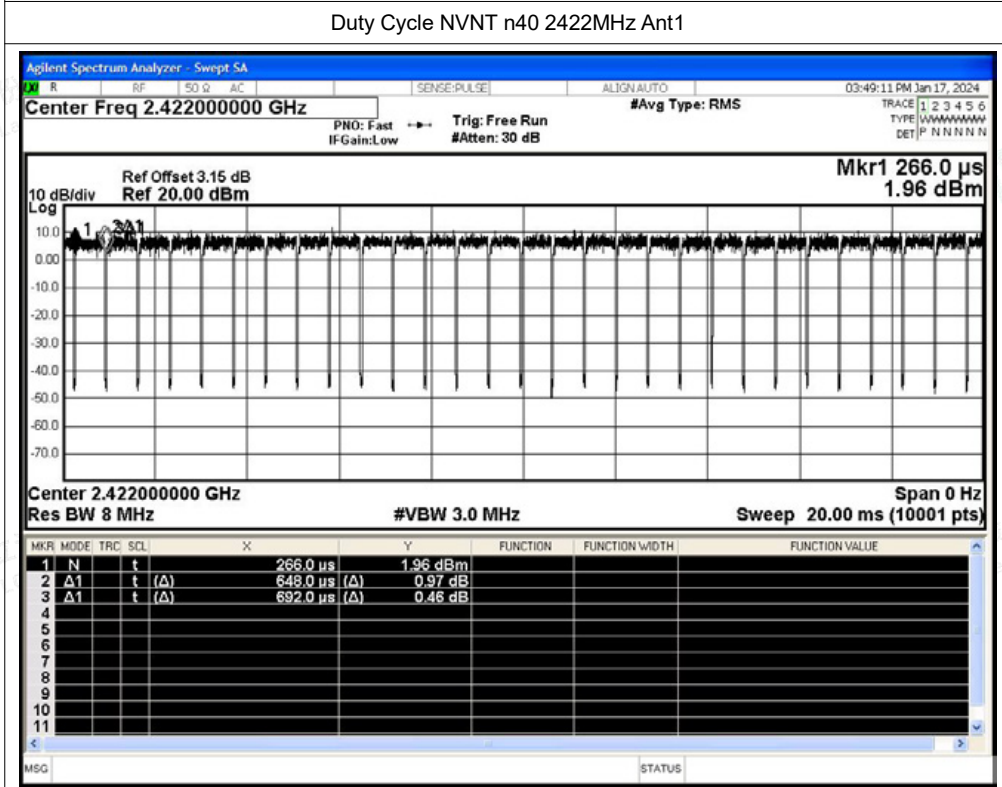




Duty Cycle NVNT n20 2462MHz Ant1

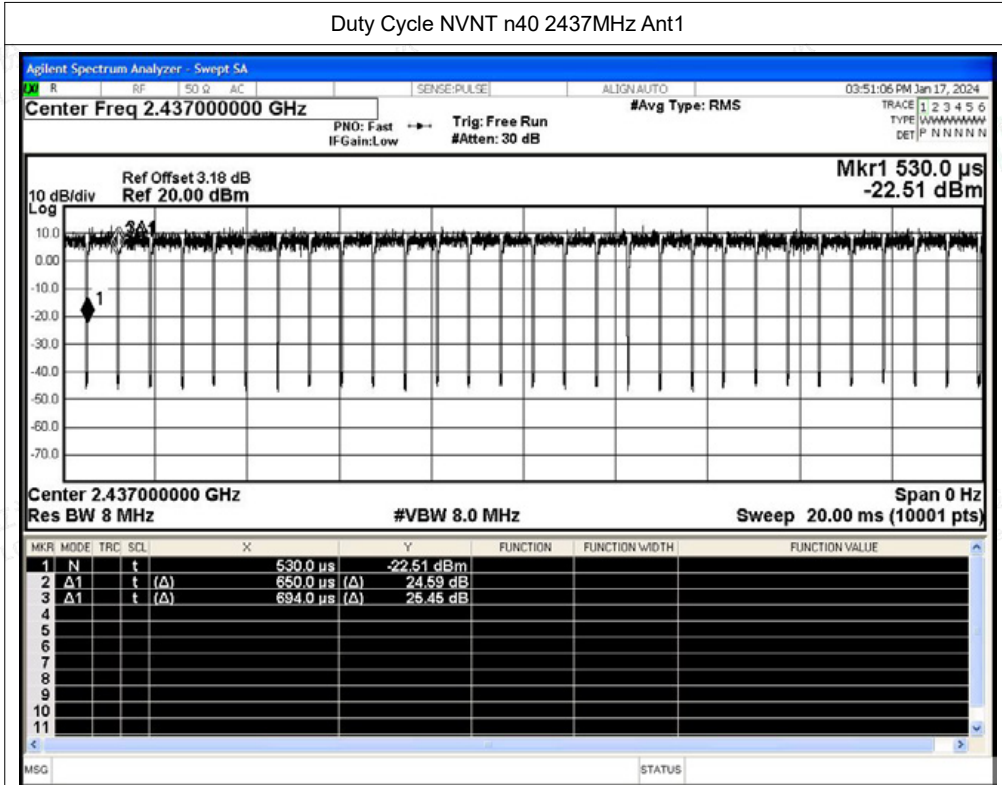


Duty Cycle NVNT n40 2422MHz Ant1

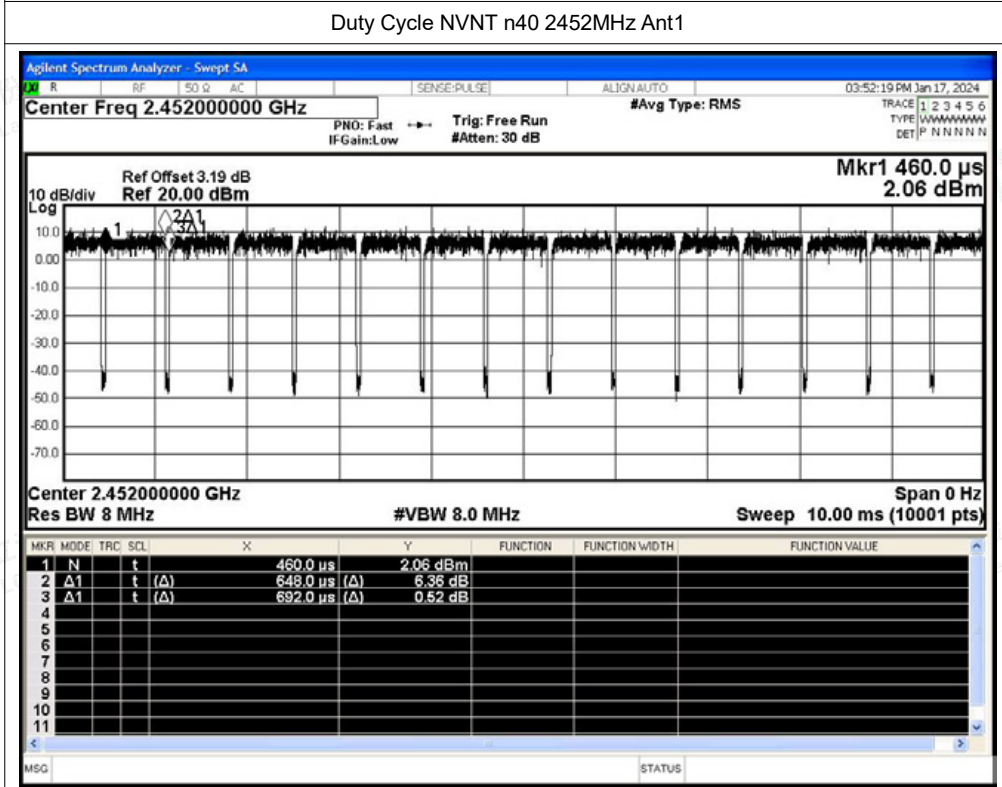




Duty Cycle NVNT n40 2437MHz Ant1



Duty Cycle NVNT n40 2452MHz Ant1





A.7 Restrict Band

Condition	Mode	Frequency (MHz)	Antenna	Spur Freq (MHz)	Power (dBm)	Gain (dBi)	Duty Factor (dB)	E (dBuV/m)	Detector	Limit (dBuV/m)	Verdict
NVNT	b	2412	Ant1	2310	-48.43	3.70	-	50.53	Peak	68.20	Pass
NVNT	b	2412	Ant1	2310	-56.82	3.70	0	42.14	Average	54.00	Pass
NVNT	b	2412	Ant1	2380.551	-44.34	3.70	-	54.62	Peak	68.20	Pass
NVNT	b	2412	Ant1	2387.103	-55.01	3.70	0	43.95	Average	54.00	Pass
NVNT	b	2412	Ant1	2390	-47.06	3.70	-	51.90	Peak	68.20	Pass
NVNT	b	2412	Ant1	2390	-55.27	3.70	0	43.69	Average	54.00	Pass
NVNT	b	2462	Ant1	2483.5	-47.49	3.70	-	51.47	Peak	68.20	Pass
NVNT	b	2462	Ant1	2483.5	-54.4	3.70	0	44.56	Average	54.00	Pass
NVNT	b	2462	Ant1	2499.205	-43.65	3.70	-	55.31	Peak	68.20	Pass
NVNT	b	2462	Ant1	2490.089	-53.85	3.70	0	45.11	Average	54.00	Pass
NVNT	b	2462	Ant1	2500	-46.41	3.70	-	52.55	Peak	68.20	Pass
NVNT	b	2462	Ant1	2500	-54.55	3.70	0	44.41	Average	54.00	Pass
NVNT	g	2412	Ant1	2310	-48.52	3.70	-	50.44	Peak	68.20	Pass
NVNT	g	2412	Ant1	2310	-57.18	3.70	0.13	41.91	Average	54.00	Pass
NVNT	g	2412	Ant1	2389.209	-45.09	3.70	-	53.87	Peak	68.20	Pass
NVNT	g	2412	Ant1	2388.975	-54.29	3.70	0.13	44.80	Average	54.00	Pass
NVNT	g	2412	Ant1	2390	-46.41	3.70	-	52.55	Peak	68.20	Pass
NVNT	g	2412	Ant1	2390	-54.63	3.70	0.13	44.46	Average	54.00	Pass
NVNT	g	2462	Ant1	2483.5	-45.29	3.70	-	53.67	Peak	68.20	Pass
NVNT	g	2462	Ant1	2483.5	-52.81	3.70	0.13	46.28	Average	54.00	Pass
NVNT	g	2462	Ant1	2483.729	-42.6	3.70	-	56.36	Peak	68.20	Pass
NVNT	g	2462	Ant1	2484.948	-52.6	3.70	0.13	46.49	Average	54.00	Pass
NVNT	g	2462	Ant1	2500	-44.3	3.70	-	54.66	Peak	68.20	Pass
NVNT	g	2462	Ant1	2500	-53.22	3.70	0.13	45.87	Average	54.00	Pass
NVNT	n20	2412	Ant1	2310	-49.67	3.70	-	49.29	Peak	68.20	Pass
NVNT	n20	2412	Ant1	2310	-57.03	3.70	0.15	42.08	Average	54.00	Pass
NVNT	n20	2412	Ant1	2361.597	-43.92	3.70	-	55.04	Peak	68.20	Pass
NVNT	n20	2412	Ant1	2389.794	-54.17	3.70	0.15	44.94	Average	54.00	Pass
NVNT	n20	2412	Ant1	2390	-46.87	3.70	-	52.09	Peak	68.20	Pass
NVNT	n20	2412	Ant1	2390	-54.38	3.70	0.15	44.73	Average	54.00	Pass
NVNT	n20	2462	Ant1	2483.5	-45.51	3.70	-	53.45	Peak	68.20	Pass
NVNT	n20	2462	Ant1	2483.5	-54.08	3.70	0.15	45.03	Average	54.00	Pass
NVNT	n20	2462	Ant1	2485.107	-42.73	3.70	-	56.23	Peak	68.20	Pass
NVNT	n20	2462	Ant1	2484.259	-53.04	3.70	0.15	46.07	Average	54.00	Pass
NVNT	n20	2462	Ant1	2500	-45.75	3.70	-	53.21	Peak	68.20	Pass
NVNT	n20	2462	Ant1	2500	-53.3	3.70	0.15	45.81	Average	54.00	Pass
NVNT	n40	2422	Ant1	2310	-48.56	3.70	-	50.40	Peak	68.20	Pass
NVNT	n40	2422	Ant1	2310	-57.79	3.70	0.29	41.46	Average	54.00	Pass
NVNT	n40	2422	Ant1	2385.686	-44.25	3.70	-	54.71	Peak	68.20	Pass



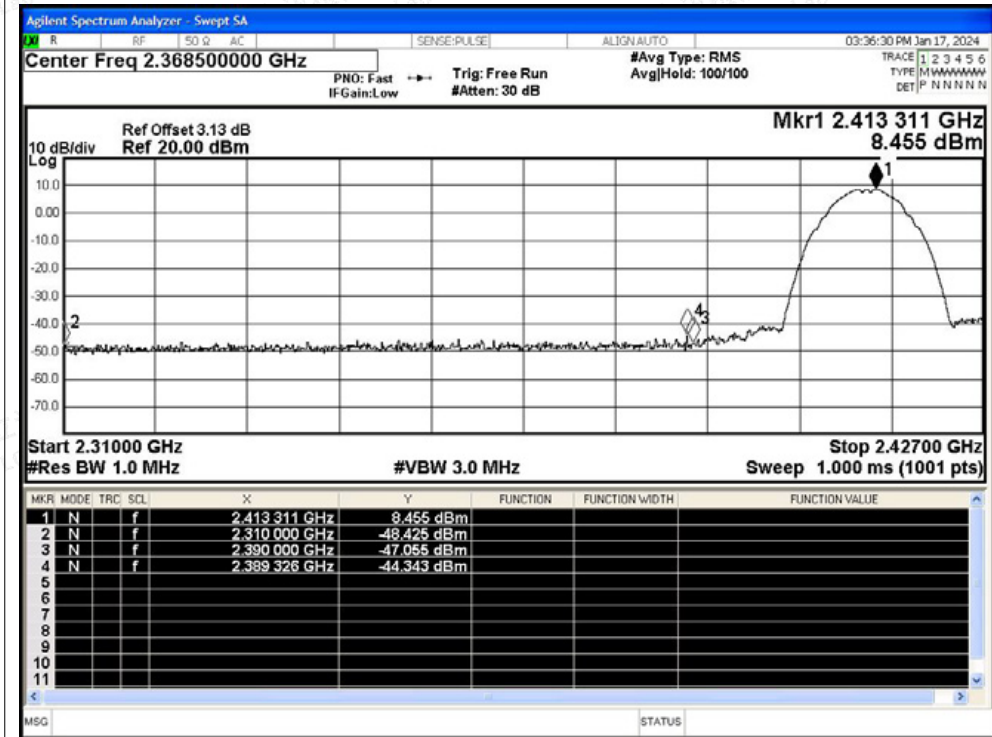
NVNT	n40	2422	Ant1	2389.52	-54.49	3.70	0.29	44.76	Average	54.00	Pass
NVNT	n40	2422	Ant1	2390	-46.61	3.70	-	52.35	Peak	68.20	Pass
NVNT	n40	2422	Ant1	2390	-54.49	3.70	0.29	44.76	Average	54.00	Pass
NVNT	n40	2452	Ant1	2483.5	-46.29	3.70	-	52.67	Peak	68.20	Pass
NVNT	n40	2452	Ant1	2483.5	-54	3.70	0.29	45.25	Average	54.00	Pass
NVNT	n40	2452	Ant1	2484.244	-40.77	3.70	-	58.19	Peak	68.20	Pass
NVNT	n40	2452	Ant1	2484.478	-53.16	3.70	0.29	46.09	Average	54.00	Pass
NVNT	n40	2452	Ant1	2500	-48.22	3.70	-	50.74	Peak	68.20	Pass
NVNT	n40	2452	Ant1	2500	-54.8	3.70	0.29	44.45	Average	54.00	Pass



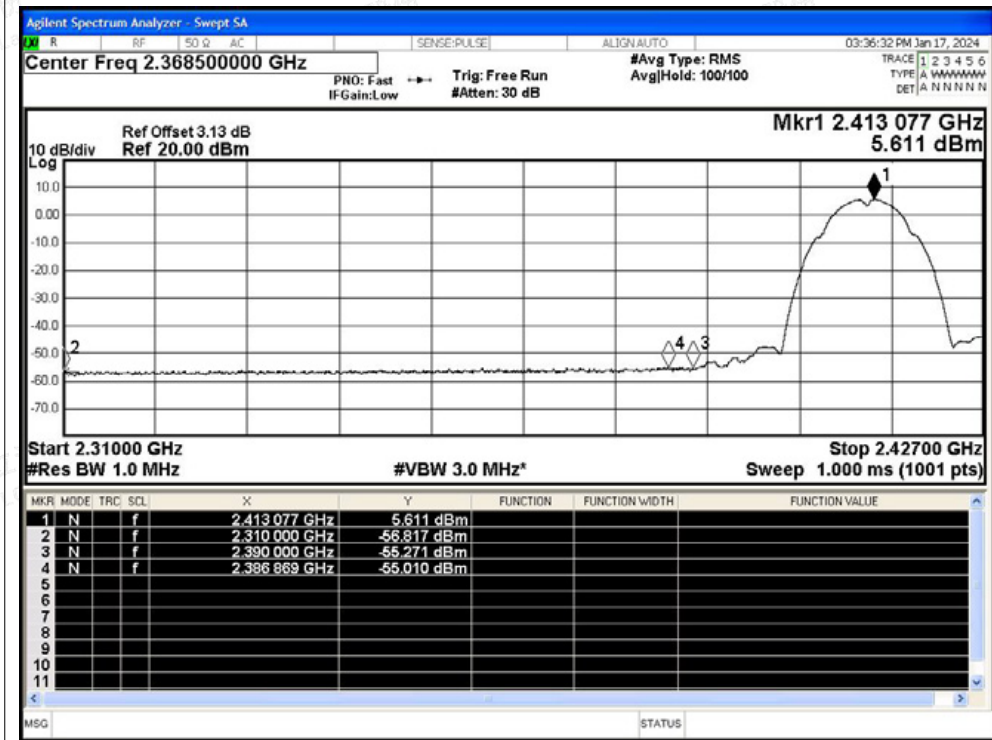


Test Graphs

Restrict Band NVNT b 2412MHz Ant1 Peak

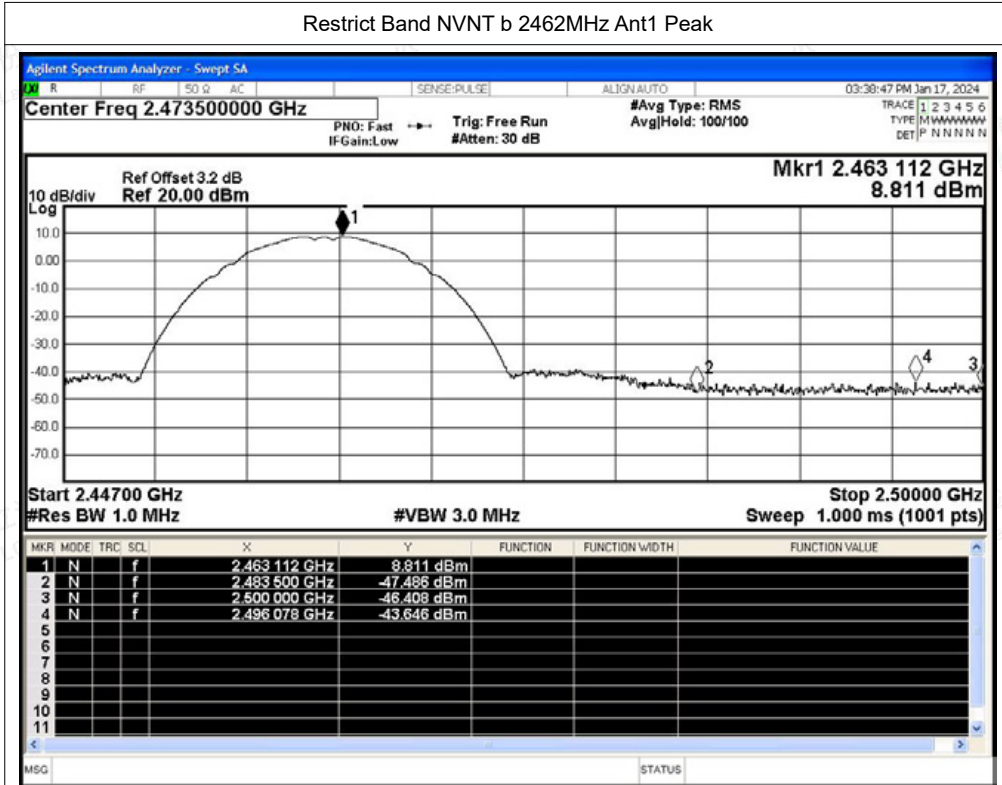


Restrict Band NVNT b 2412MHz Ant1 Average

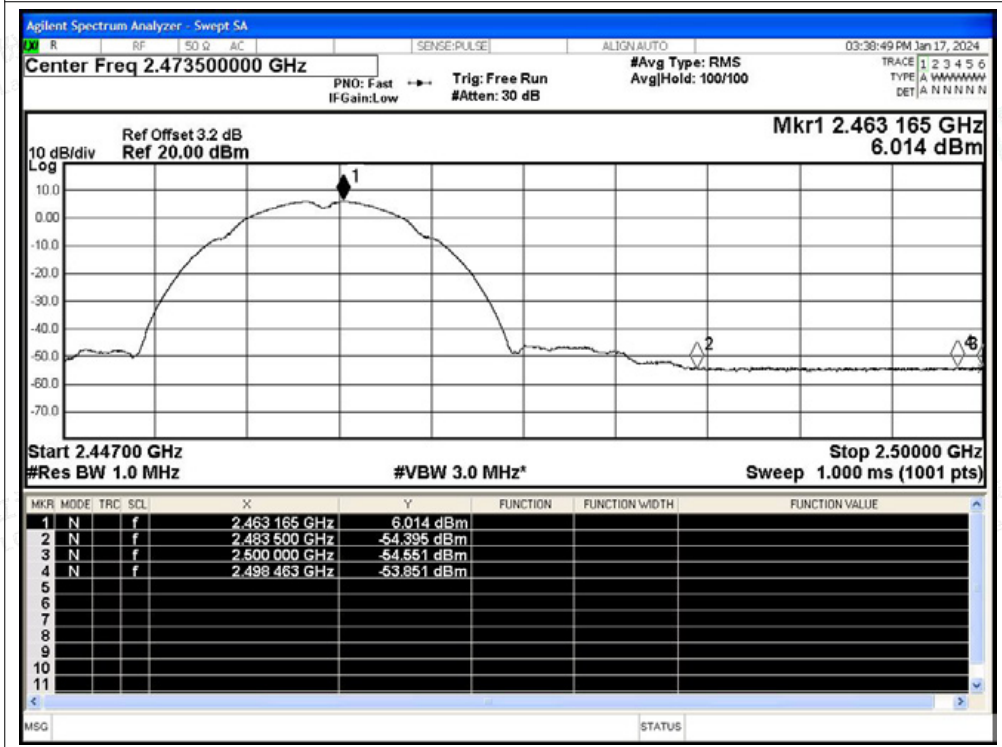




Restrict Band NVNT b 2462MHz Ant1 Peak

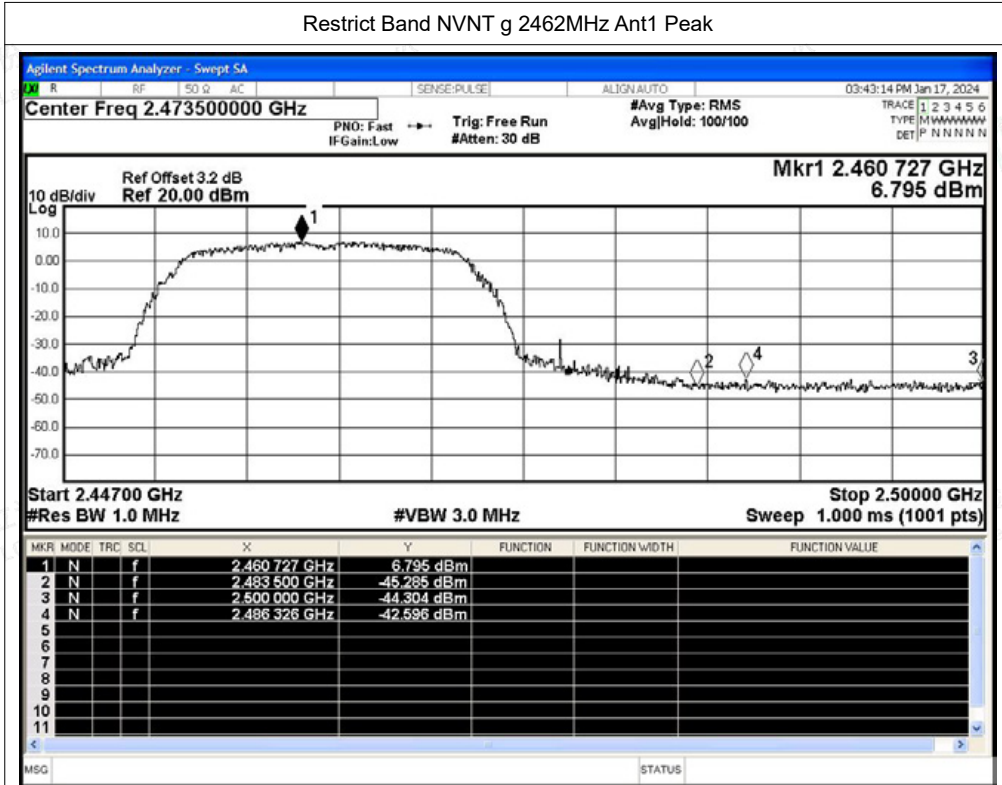


Restrict Band NVNT b 2462MHz Ant1 Average

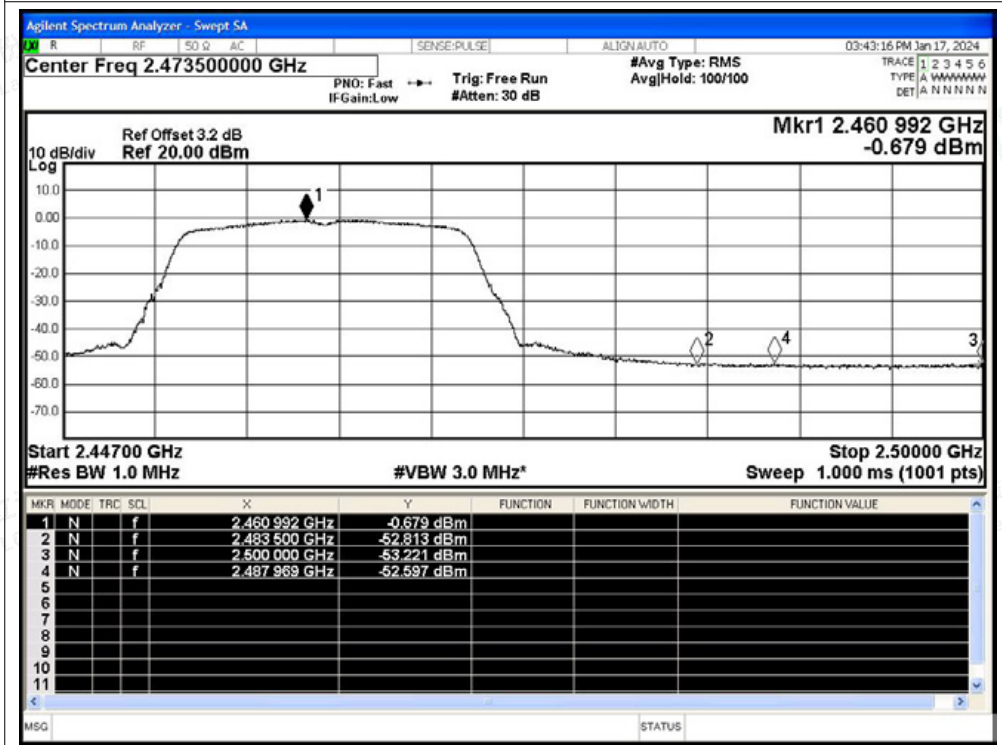




Restrict Band NVNT g 2462MHz Ant1 Peak

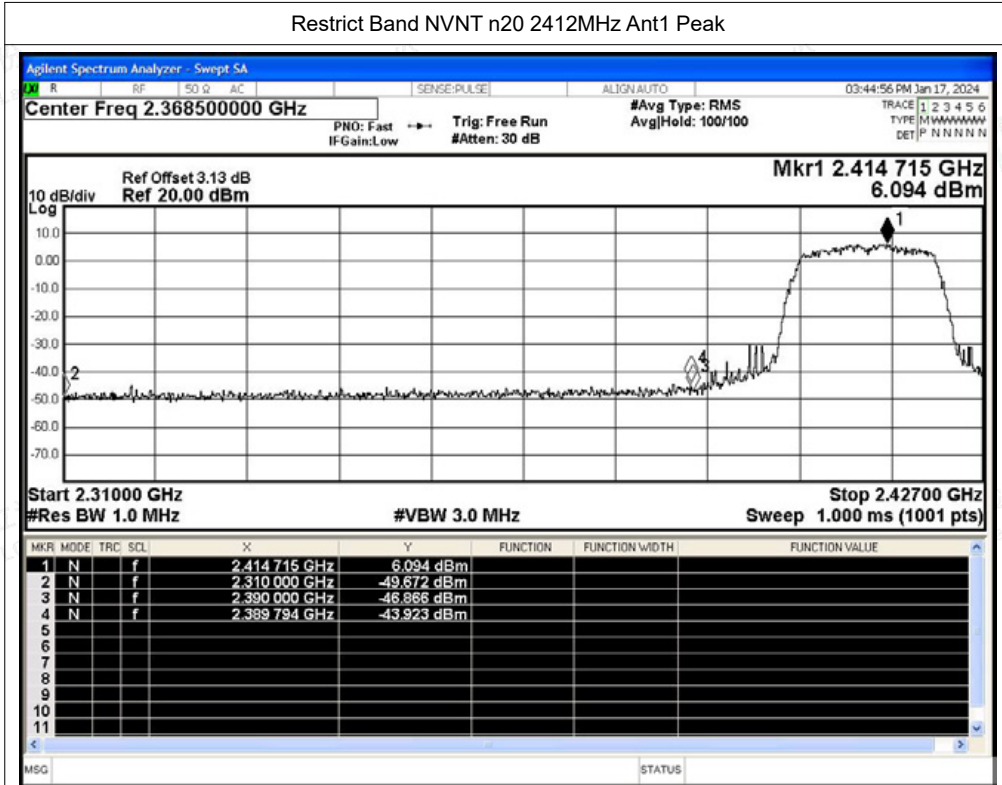


Restrict Band NVNT g 2462MHz Ant1 Average

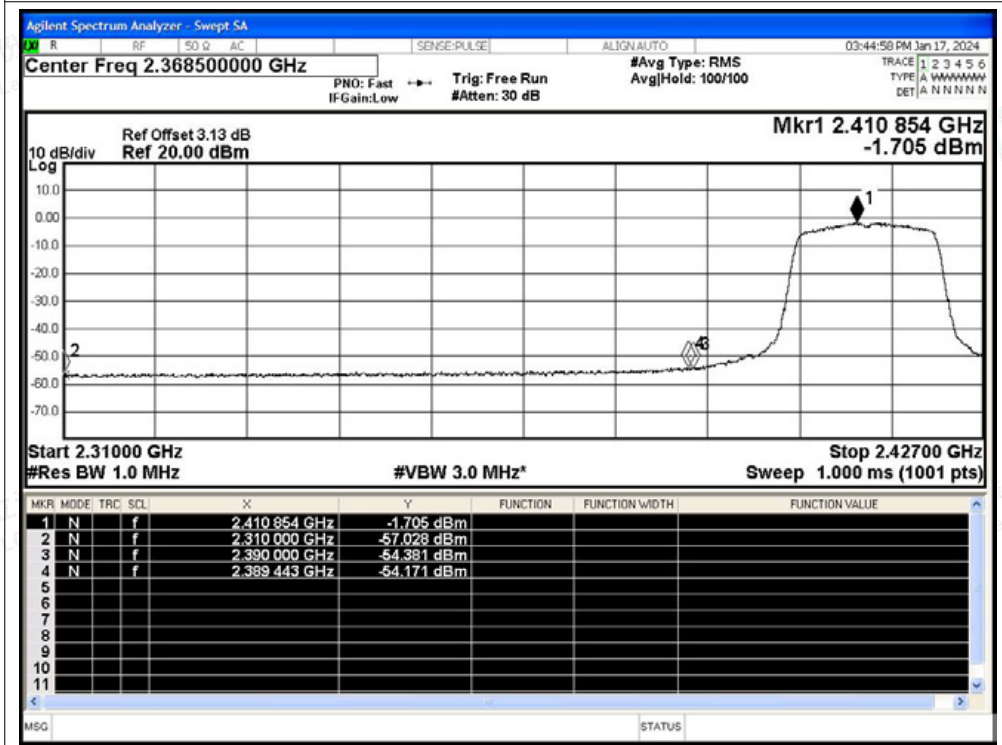




Restrict Band NVNT n20 2412MHz Ant1 Peak

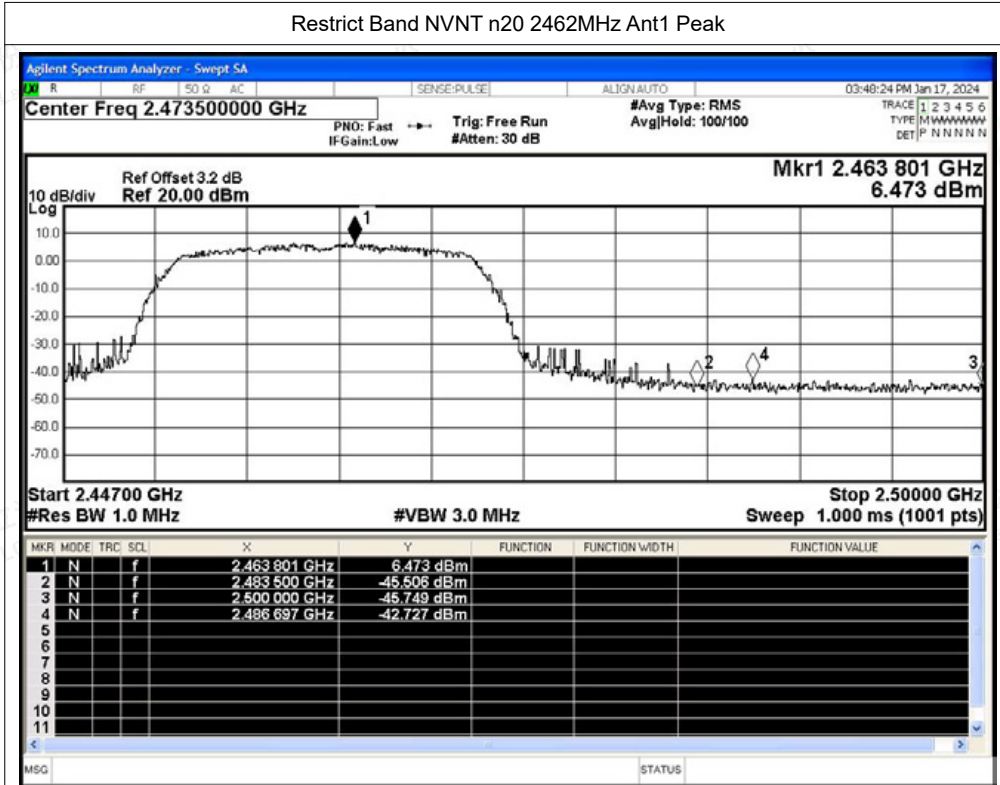


Restrict Band NVNT n20 2412MHz Ant1 Average

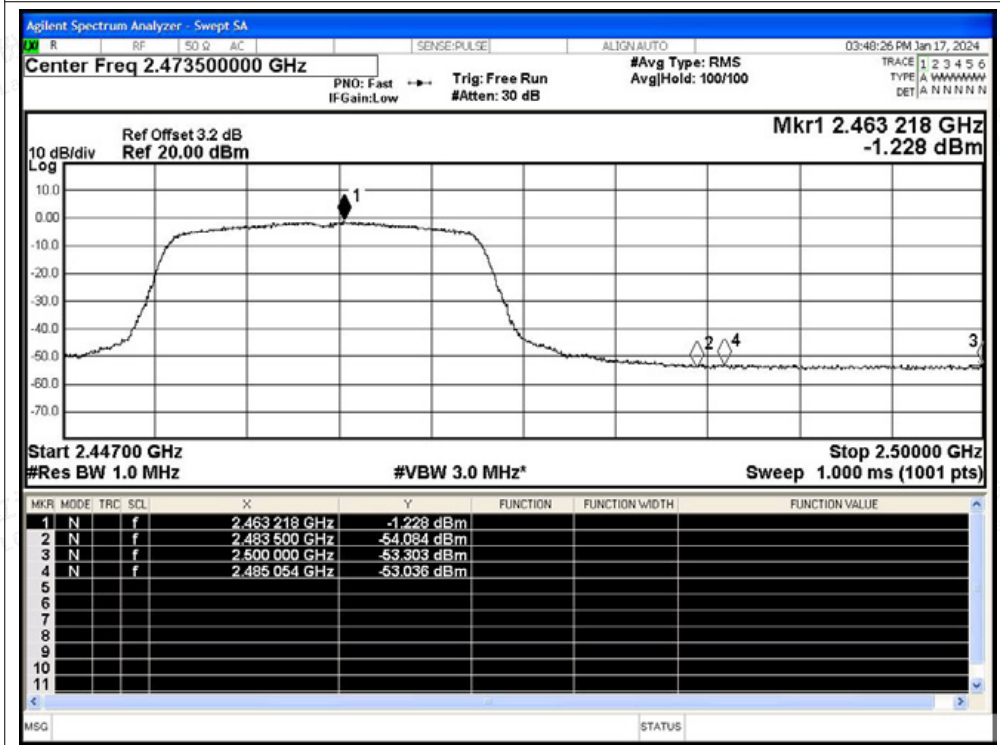




Restrict Band NVNT n20 2462MHz Ant1 Peak

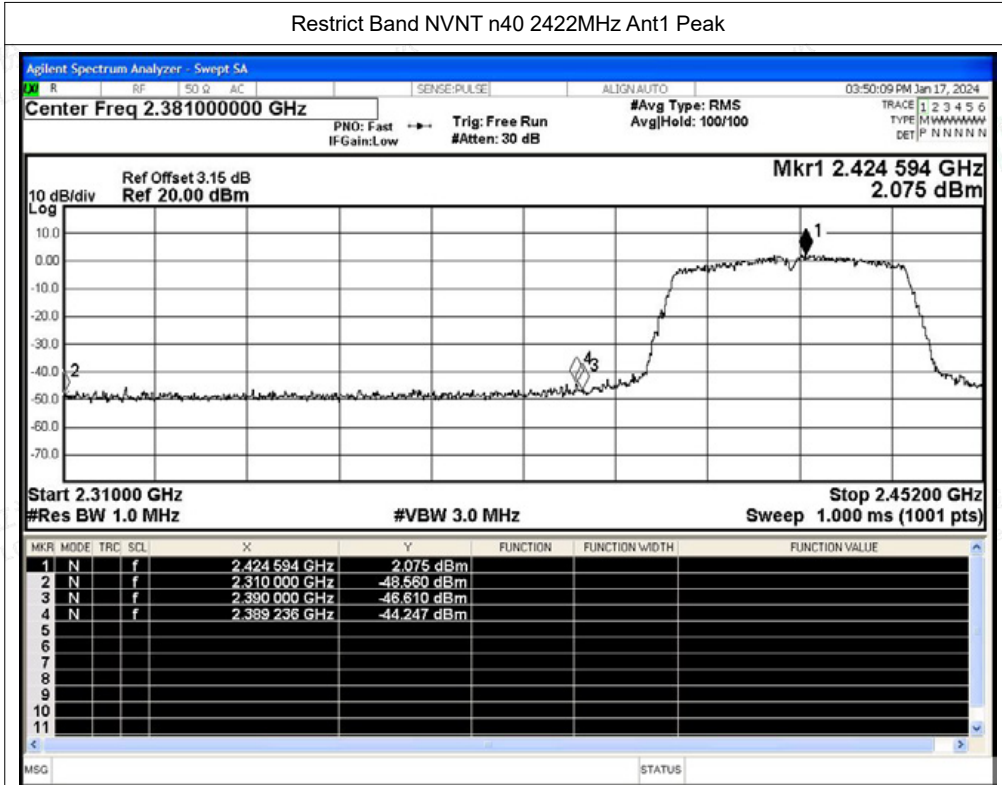


Restrict Band NVNT n20 2462MHz Ant1 Average

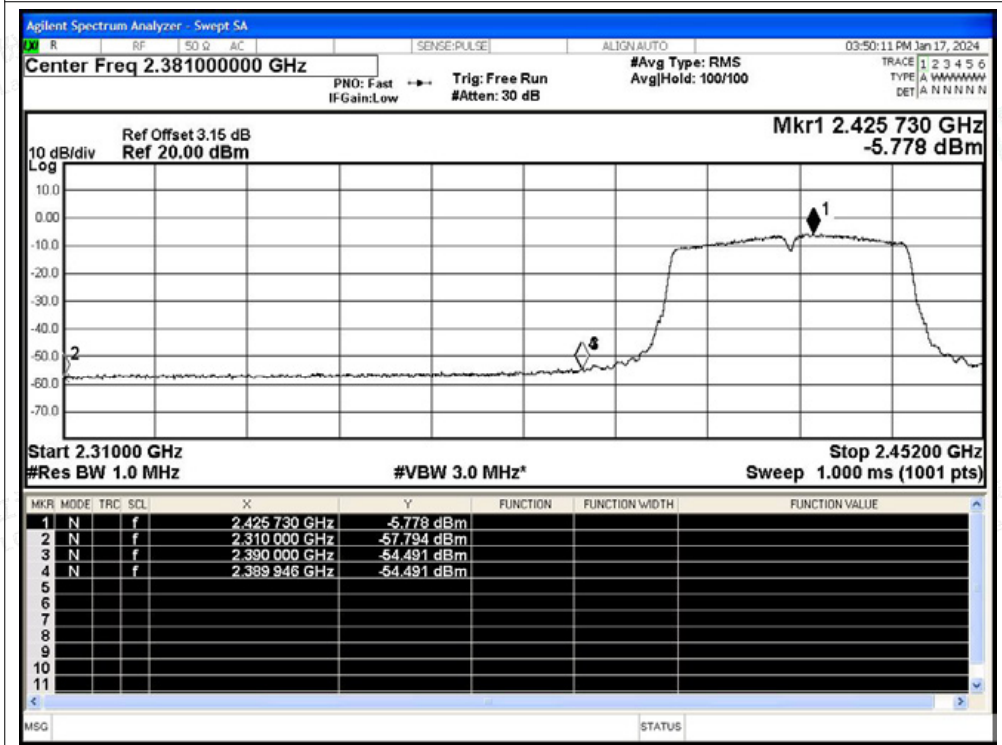




Restrict Band NVNT n40 2422MHz Ant1 Peak

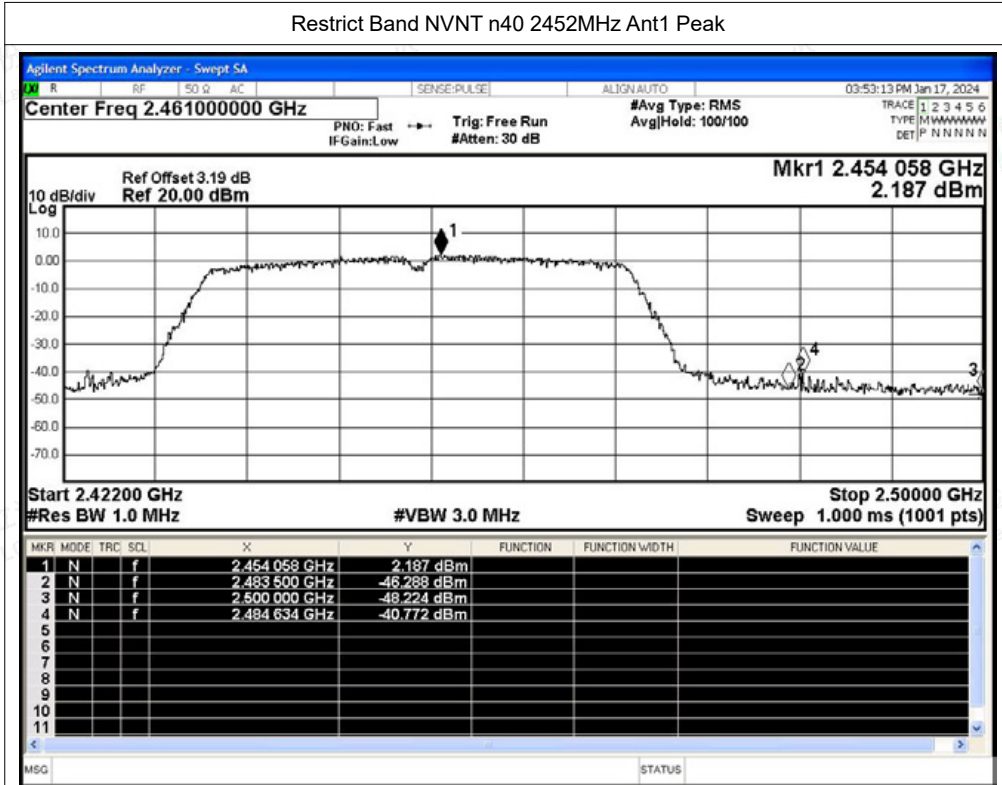


Restrict Band NVNT n40 2422MHz Ant1 Average





Restrict Band NVNT n40 2452MHz Ant1 Peak



Restrict Band NVNT n40 2452MHz Ant1 Average

