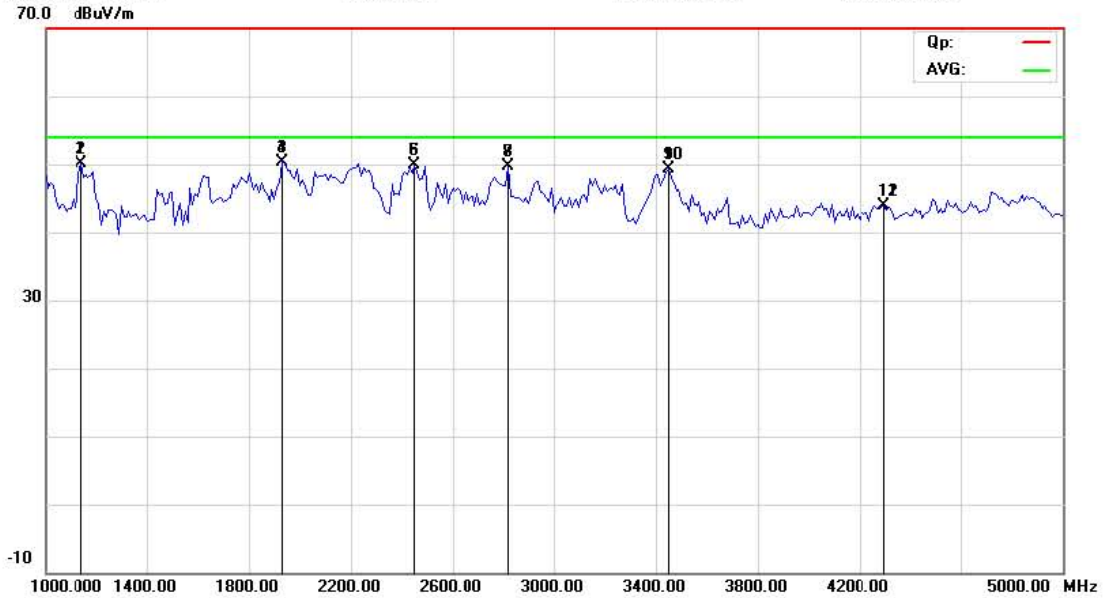




Address: No. 5, Langshan 2nd Rd., North Hi-Tech Industrial park
 Guangdong, China
 Tel: 0755-86170306 Fax: 0755-86170310

Radiated Emission Measurement

File: PDI-P19LCDC Data: #109 Date: 2011-8-17 Time: 16:59:07



Site site #1 Polarization: **Vertical** Temperature: 26
 Limit: FCC Part 15 B 1000-5000MHz PK Power: AC 120V/60Hz Humidity: 60 %
 EUT: LCD TV Distance:
 M/N: PDI-P19LCDC
 Mode: ATV 14
 Note:

No.	Mk.	Freq. MHz	Reading Level dBuV	Correct Factor dB	Measure- ment dBuV/m	Limit dBuV/m	Over dB	Detector	Antenna Height cm	Table Degree degree	Comment
1		1140.000	50.12	0.00	50.12	74.00	-23.88	peak		0	
2		1140.000	50.12	0.00	50.12	54.00	-3.88	AVG		0	
3		1930.000	50.37	0.00	50.37	74.00	-23.63	peak		0	
4	*	1930.000	50.37	0.00	50.37	54.00	-3.63	AVG		0	
5		2450.000	49.87	0.00	49.87	74.00	-24.13	peak		0	
6		2450.000	49.87	0.00	49.87	54.00	-4.13	AVG		0	
7		2820.000	49.68	0.00	49.68	74.00	-24.32	peak		0	
8		2820.000	49.68	0.00	49.68	54.00	-4.32	AVG		0	
9		3450.000	49.22	0.00	49.22	74.00	-24.78	peak		0	
10		3450.000	49.22	0.00	49.22	54.00	-4.78	AVG		0	
11		4300.000	43.96	0.00	43.96	74.00	-30.04	peak		0	
12		4300.000	43.96	0.00	43.96	54.00	-10.04	AVG		0	

*:Maximum data x:Over limit l:over margin

Engineer Signature: Kavin



Address: No.5, Langshan 2nd Rd., North Hi-Tech Industrial park
 Guangdong, China
 Tel: 0755-86170306 Fax: 0755-86170310

Radiated Emission Measurement

File :PDI-P19LCDC Data :#110 Date: 2011-8-17 Time: 17:03:04
 70.0 dBuV/m



Site site #1 Polarization: **Horizontal** Temperature: 26
 Limit: FCC Part 15 B 1000-5000MHz PK Power: AC 120V/60Hz Humidity: 60 %
 EUT: LCD TV Distance:
 M/N: PDI-P19LCDC
 Mode: ATV 14
 Note:

No.	Mk.	Freq. MHz	Reading Level dBuV	Correct Factor dB	Measure- ment dBuV/m	Limit dBuV/m	Over dB	Detector	Antenna Height cm	Table Degree	Comment
1		1140.000	49.83	0.00	49.83	74.00	-24.17	peak		0	
2		1140.000	49.83	0.00	49.83	54.00	-4.17	AVG		0	
3		1570.000	51.28	0.00	51.28	74.00	-22.72	peak		0	
4	*	1570.000	51.28	0.00	51.28	54.00	-2.72	AVG		0	
5		1930.000	48.48	0.00	48.48	74.00	-25.52	peak		0	
6		1930.000	48.48	0.00	48.48	54.00	-5.52	AVG		0	
7		2900.000	50.98	0.00	50.98	74.00	-23.02	peak		0	
8		2900.000	50.98	0.00	50.98	54.00	-3.02	AVG		0	
9		3540.000	50.89	0.00	50.89	74.00	-23.11	peak		0	
10		3540.000	50.89	0.00	50.89	54.00	-3.11	AVG		0	
11		4720.000	48.04	0.00	48.04	74.00	-25.96	peak		0	
12		4720.000	48.04	0.00	48.04	54.00	-5.96	AVG		0	

*:Maximum data x:Over limit l:over margin

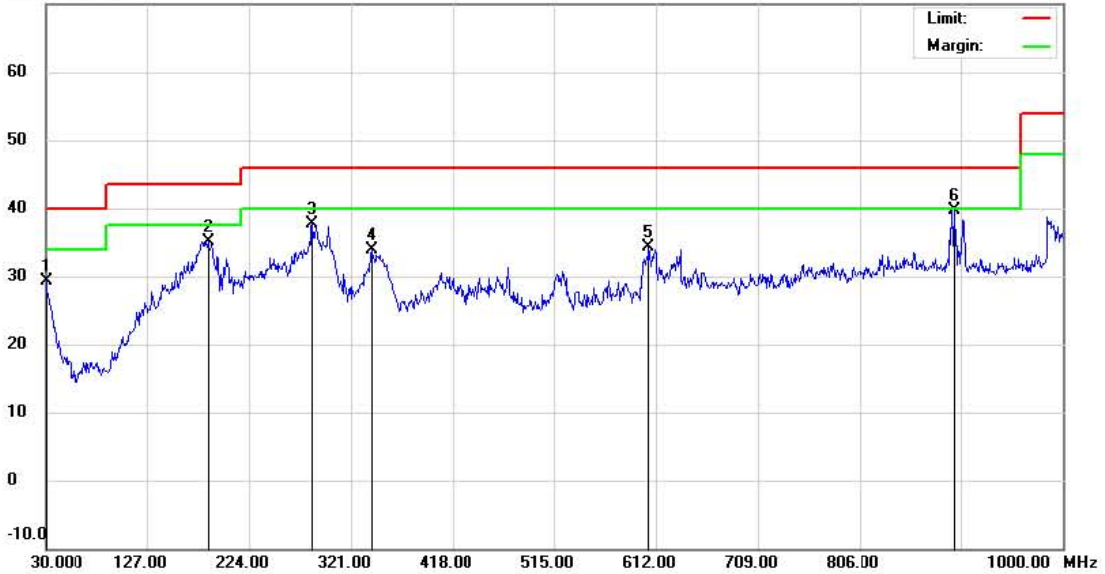
Engineer Signature: Kavin



Address: No.5, Langshan 2nd Rd., North Hi-Tech Industrial park
 Guangdong, China
 Tel: 0755-86170306 Fax: 0755-86170310

Radiated Emission Measurement

File :PDI-D19LCDC RE Data :#13 Date: 2011-8-15 Time: 18:33:22



Site site #1 Polarization: **Vertical** Temperature: 26
 Limit: FCC Part15 B 3M Radiation Power: AC 120V/60Hz Humidity: 61 %
 EUT: LCD TV Distance:
 M/N: PDI-D19LCDC
 Mode: TV-69
 Note:

No.	Mk.	Freq. MHz	Reading Level dBuV	Correct Factor dB	Measure- ment dBuV/m	Limit dBuV/m	Over dB	Detector	Antenna Height cm	Table Degree degree	Comment
1		30.0000	4.45	24.80	29.25	40.00	-10.75	QP			
2		185.2000	18.54	16.60	35.14	43.50	-8.36	QP			
3		284.1399	18.27	19.44	37.71	46.00	-8.29	QP			
4		340.4000	16.72	17.13	33.85	46.00	-12.15	QP			
5		605.2100	11.11	23.20	34.31	46.00	-11.69	QP			
6	*	897.1800	12.42	27.37	39.79	46.00	-6.21	QP			

*:Maximum data x:Over limit l:over margin

Engineer Signature: Lex.Cai



Address: No.5, Langshan 2nd Rd., North Hi-Tech Industrial park
 Guangdong, China
 Tel: 0755-86170306 Fax: 0755-86170310

Radiated Emission Measurement

File : PDI-D19LCDC RE Data : #14 Date : 2011-8-15 Time : 18:35:24



Site site #1 Polarization: **Vertical** Temperature: 26
 Limit: FCC Part15 B 3M Radiation Power: AC 120V/60Hz Humidity: 61 %
 EUT: LCD TV Distance:
 M/N: PDI-D19LCDC
 Mode: TV-69
 Note:

No.	Mk.	Freq. MHz	Reading Level dBuV	Correct Factor dB	Measure- ment dBuV/m	Limit dBuV/m	Over dB	Detector	Antenna Height cm	Table Degree degree	Comment
1	*	30.9700	12.45	24.05	36.50	40.00	-3.50	QP			
2	l	176.4700	21.45	16.88	38.33	43.50	-5.17	QP			
3		340.4000	21.03	17.13	38.16	46.00	-7.84	QP			
4		656.6200	13.77	24.20	37.97	46.00	-8.03	QP			
5		460.6800	16.24	20.48	36.72	46.00	-9.28	QP			
6		847.7100	5.41	27.13	32.54	46.00	-13.46	QP			

*:Maximum data x:Over limit l:over margin

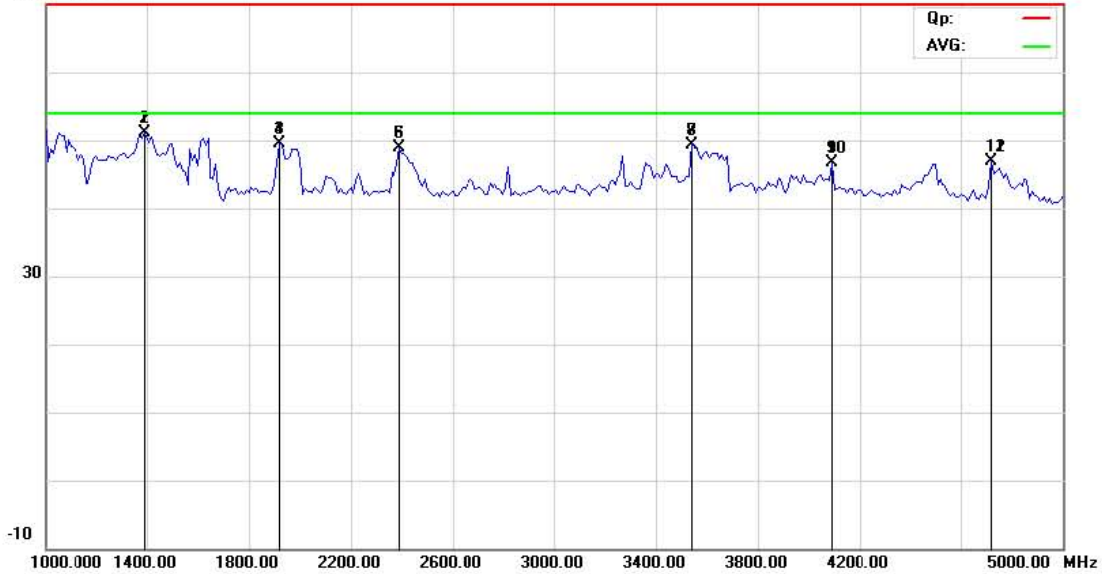
Engineer Signature: Lex.Cai



Address: No.5, Langshan 2nd Rd., North Hi-Tech Industrial park
 Guangdong, China
 Tel: 0755-86170306 Fax: 0755-86170310

Radiated Emission Measurement

File :PDI-P19LCDC Data :#107 Date: 2011-8-17 Time: 16:49:14
 70.0 dBuV/m



Site site #1 Polarization: **Vertical** Temperature: 26
 Limit: FCC Part 15 B 1000-5000MHz PK Power: AC 120V/60Hz Humidity: 60 %
 EUT: LCD TV Distance:
 M/N: PDI-P19LCDC
 Mode: ATV 69
 Note:

No.	Mk.	Freq. MHz	Reading Level dBuV	Correct Factor dB	Measure- ment dBuV/m	Limit dBuV/m	Over dB	Detector	Antenna Height cm	Table Degree	Comment
1		1390.000	51.04	0.00	51.04	74.00	-22.96	peak		0	
2	*	1390.000	51.04	0.00	51.04	54.00	-2.96	AVG		0	
3		1920.000	49.45	0.00	49.45	74.00	-24.55	peak		0	
4		1920.000	49.45	0.00	49.45	54.00	-4.55	AVG		0	
5		2390.000	48.82	0.00	48.82	74.00	-25.18	peak		0	
6		2390.000	48.82	0.00	48.82	54.00	-5.18	AVG		0	
7		3540.000	49.40	0.00	49.40	74.00	-24.60	peak		0	
8		3540.000	49.40	0.00	49.40	54.00	-4.60	AVG		0	
9		4090.000	46.63	0.00	46.63	74.00	-27.37	peak		0	
10		4090.000	46.63	0.00	46.63	54.00	-7.37	AVG		0	
11		4720.000	46.98	0.00	46.98	74.00	-27.02	peak		0	
12		4720.000	46.98	0.00	46.98	54.00	-7.02	AVG		0	

*:Maximum data x:Over limit l:over margin

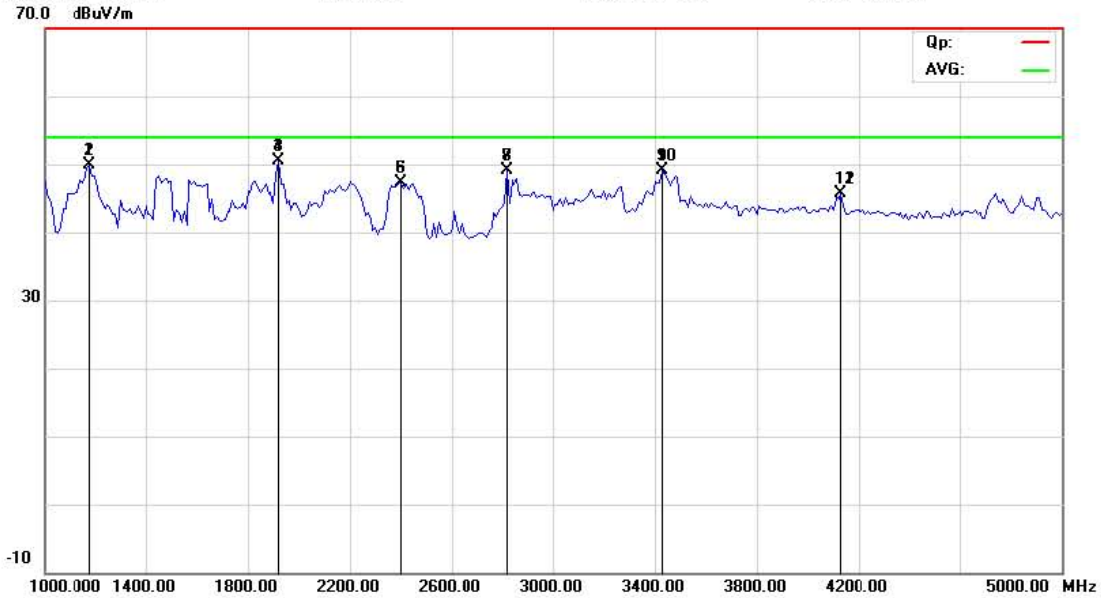
Engineer Signature: Kavin



Address: No.5, Langshan 2nd Rd., North Hi-Tech Industrial park
 Guangdong, China
 Tel: 0755-86170306 Fax: 0755-86170310

Radiated Emission Measurement

File :PDI-P19LCDC Data :#108 Date: 2011-8-17 Time: 16:53:05



Site site #1 Polarization: **Horizontal** Temperature: 26
 Limit: FCC Part 15 B 1000-5000MHz PK Power: AC 120V/60Hz Humidity: 60 %
 EUT: LCD TV Distance:
 M/N: PDI-P19LCDC
 Mode: ATV 69
 Note:

No.	Mk.	Freq. MHz	Reading Level dBuV	Correct Factor dB	Measure- ment dBuV/m	Limit dBuV/m	Over dB	Detector	Antenna Height cm	Table Degree degree	Comment
1		1180.000	49.88	0.00	49.88	74.00	-24.12	peak		0	
2		1180.000	49.88	0.00	49.88	54.00	-4.12	AVG		0	
3		1920.000	50.48	0.00	50.48	74.00	-23.52	peak		0	
4	*	1920.000	50.48	0.00	50.48	54.00	-3.52	AVG		0	
5		2400.000	47.26	0.00	47.26	74.00	-26.74	peak		0	
6		2400.000	47.26	0.00	47.26	54.00	-6.74	AVG		0	
7		2820.000	49.11	0.00	49.11	74.00	-24.89	peak		0	
8		2820.000	49.11	0.00	49.11	54.00	-4.89	AVG		0	
9		3430.000	49.15	0.00	49.15	74.00	-24.85	peak		0	
10		3430.000	49.15	0.00	49.15	54.00	-4.85	AVG		0	
11		4130.000	45.61	0.00	45.61	74.00	-28.39	peak		0	
12		4130.000	45.61	0.00	45.61	54.00	-8.39	AVG		0	

*:Maximum data x:Over limit l:over margin

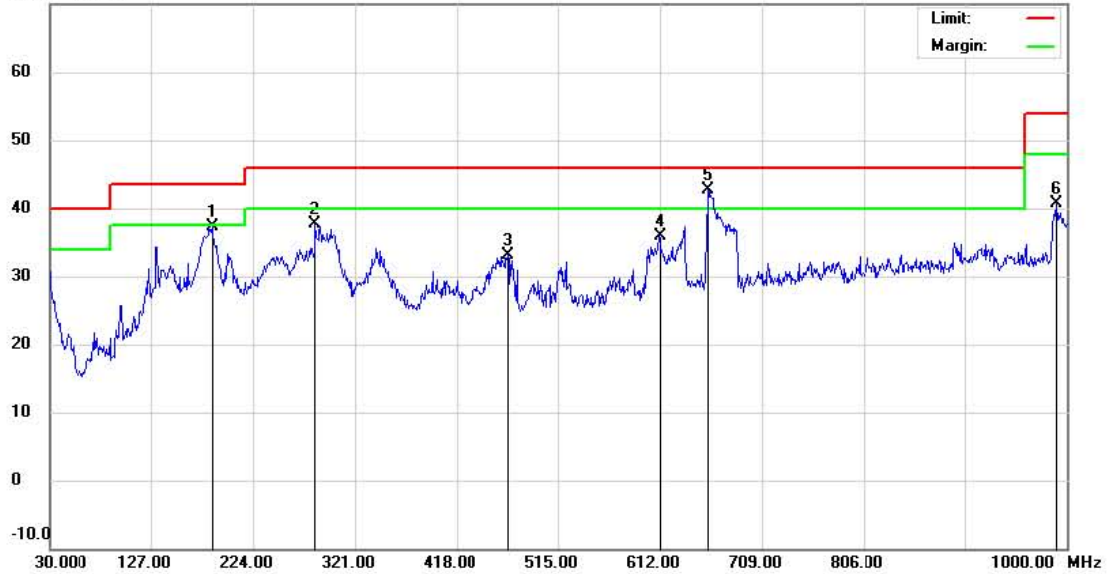
Engineer Signature: Kavin



Address: No.5, Langshan 2nd Rd., North Hi-Tech Industrial park
 Guangdong, China
 Tel: 0755-86170306 Fax: 0755-86170310

Radiated Emission Measurement

File: PDI-D19LCDC RE Data: #23 Date: 2011-8-16 Time: 11:21:48
 70.0 dBuV/m



Site site #1 Polarization: **Horizontal** Temperature: 26
 Limit: FCC Part15 B 3M Radiation Power: AC 120V/60Hz Humidity: 61 %
 EUT: LCD TV Distance:
 M/N: PDI-D19LCDC
 Mode: DTV-02
 Note:

No.	Mk.	Freq. MHz	Reading Level dBuV	Correct Factor dB	Measure- ment dBuV/m	Limit dBuV/m	Over dB	Detector	Antenna Height cm	Table Degree degree	Comment
1		185.2000	20.64	16.60	37.24	43.50	-6.26	QP			
2		283.1700	18.25	19.43	37.68	46.00	-8.32	QP			
3		467.4700	11.97	21.07	33.04	46.00	-12.96	QP			
4		611.0300	12.72	23.23	35.95	46.00	-10.05	QP			
5	*	657.5900	18.43	24.20	42.63	46.00	-3.37	QP			
6		990.3000	11.56	29.08	40.64	54.00	-13.36	QP			

*:Maximum data x:Over limit l:over margin

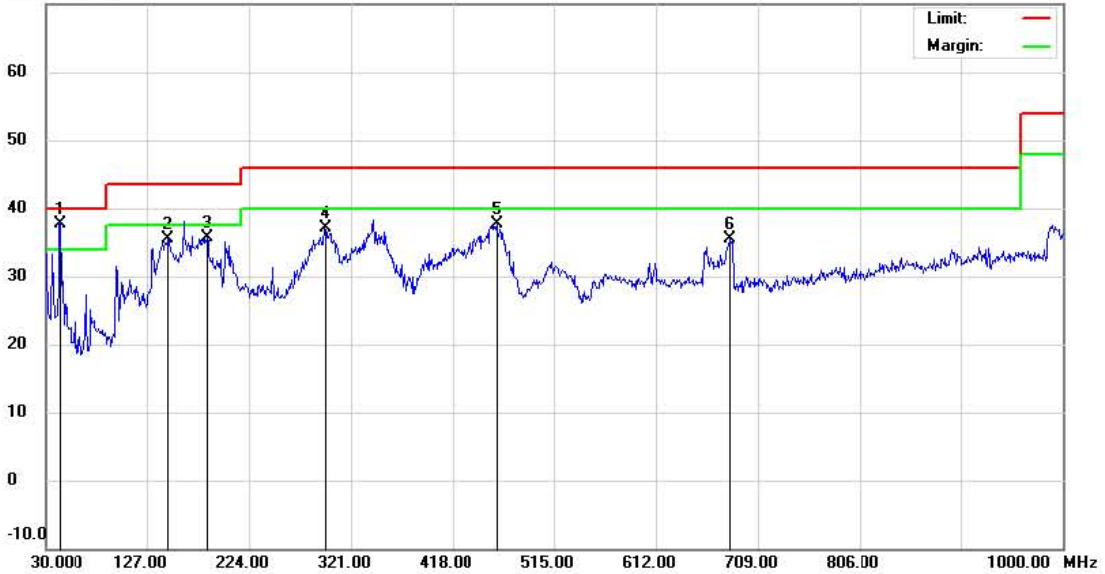
Engineer Signature: Lex.Cai



Address: No.5, Langshan 2nd Rd., North Hi-Tech Industrial park
 Guangdong, China
 Tel: 0755-86170306 Fax: 0755-86170310

Radiated Emission Measurement

File :PDI-D19LCDC RE Data :#24 Date: 2011-8-16 Time: 11:23:41



Site site #1 Polarization: **Vertical** Temperature: 26
 Limit: FCC Part15 B 3M Radiation Power: AC 120V/60Hz Humidity: 61 %
 EUT: LCD TV Distance:
 M/N: PDI-D19LCDC
 Mode: DTV-02
 Note:

No.	Mk.	Freq. MHz	Reading Level dBuV	Correct Factor dB	Measure- ment dBuV/m	Limit dBuV/m	Over dB	Antenna Height cm	Table Degree degree	Comment
1	*	42.7380	22.57	15.04	37.61	40.00	-2.39	QP		
2		147.3700	18.83	16.71	35.54	43.50	-7.96	QP		
3		184.2300	19.05	16.62	35.67	43.50	-7.83	QP		
4		295.7799	17.88	19.30	37.18	46.00	-8.82	QP		
5		460.6800	17.22	20.48	37.70	46.00	-8.30	QP		
6		681.8400	11.04	24.46	35.50	46.00	-10.50	QP		

*:Maximum data x:Over limit l:over margin

Engineer Signature: Lex.Cai



Address: No.5, Langshan 2nd Rd., North Hi-Tech Industrial park
 Guangdong, China
 Tel: 0755-86170306 Fax: 0755-86170310

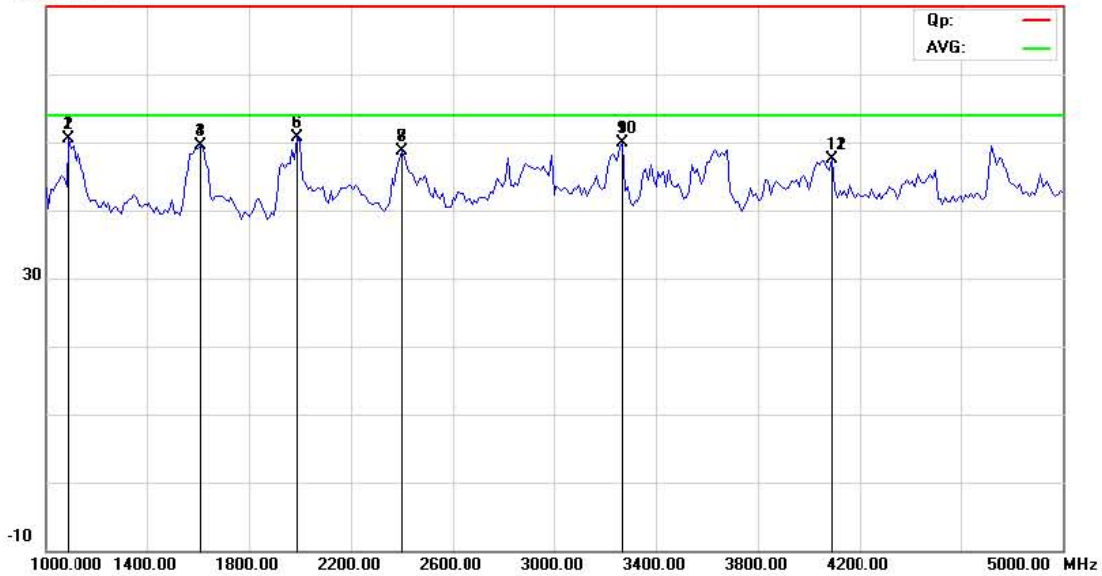
Radiated Emission Measurement

File :PDI-P19LCDC
 70.0 dBuV/m

Data :#111

Date: 2011-8-17

Time: 17:09:02



Site site #1 Polarization: **Vertical** Temperature: 26
 Limit: FCC Part 15 B 1000-5000MHz PK Power: AC 120V/60Hz Humidity: 60 %
 EUT: LCD TV Distance:
 M/N: PDI-P19LCDC
 Mode: DTV -02
 Note:

No.	Mk.	Freq. MHz	Reading Level dBuV	Correct Factor dB	Measure- ment dBuV/m	Limit dBuV/m	Over dB	Detector	Antenna Height cm	Table Degree	Comment
1		1090.000	50.52	0.00	50.52	74.00	-23.48	peak		0	
2		1090.000	50.52	0.00	50.52	54.00	-3.48	AVG		0	
3		1610.000	49.41	0.00	49.41	74.00	-24.59	peak		0	
4		1610.000	49.41	0.00	49.41	54.00	-4.59	AVG		0	
5		1990.000	50.80	0.00	50.80	74.00	-23.20	peak		0	
6	*	1990.000	50.80	0.00	50.80	54.00	-3.20	AVG		0	
7		2400.000	48.68	0.00	48.68	74.00	-25.32	peak		0	
8		2400.000	48.68	0.00	48.68	54.00	-5.32	AVG		0	
9		3270.000	49.82	0.00	49.82	74.00	-24.18	peak		0	
10		3270.000	49.82	0.00	49.82	54.00	-4.18	AVG		0	
11		4090.000	47.53	0.00	47.53	74.00	-26.47	peak		0	
12		4090.000	47.53	0.00	47.53	54.00	-6.47	AVG		0	

*:Maximum data x:Over limit l:over margin

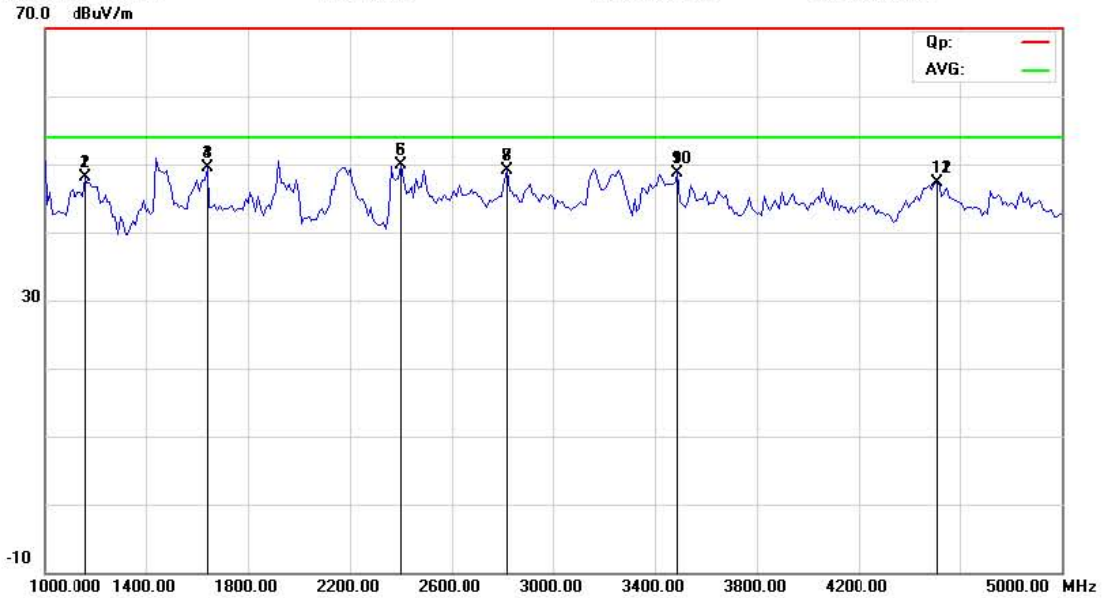
Engineer Signature: Kavin



Address: No.5, Langshan 2nd Rd., North Hi-Tech Industrial park
 Guangdong, China
 Tel: 0755-86170306 Fax: 0755-86170310

Radiated Emission Measurement

File :PDI-P19LCDC Data #112 Date: 2011-8-17 Time: 17:15:28



Site site #1 Polarization: **Horizontal** Temperature: 26
 Limit: FCC Part 15 B 1000-5000MHz PK Power: AC 120V/60Hz Humidity: 60 %
 EUT: LCD TV Distance:
 M/N: PDI-P19LCDC
 Mode: DTV 02
 Note:

No.	Mk.	Freq. MHz	Reading Level dBuV	Correct Factor dB	Measure- ment dBuV/m	Limit dBuV/m	Over dB	Detector	Antenna Height cm	Table Degree	Comment
1		1160.000	48.16	0.00	48.16	74.00	-25.84	peak		0	
2		1160.000	48.16	0.00	48.16	54.00	-5.84	AVG		0	
3		1640.000	49.57	0.00	49.57	74.00	-24.43	peak		0	
4		1640.000	49.57	0.00	49.57	54.00	-4.43	AVG		0	
5		2400.000	49.99	0.00	49.99	74.00	-24.01	peak		0	
6	*	2400.000	49.99	0.00	49.99	54.00	-4.01	AVG		0	
7		2820.000	49.09	0.00	49.09	74.00	-24.91	peak		0	
8		2820.000	49.09	0.00	49.09	54.00	-4.91	AVG		0	
9		3490.000	48.80	0.00	48.80	74.00	-25.20	peak		0	
10		3490.000	48.80	0.00	48.80	54.00	-5.20	AVG		0	
11		4510.000	47.26	0.00	47.26	74.00	-26.74	peak		0	
12		4510.000	47.26	0.00	47.26	54.00	-6.74	AVG		0	

*:Maximum data x:Over limit l:over margin

Engineer Signature: Kavin



Address: No.5, Langshan 2nd Rd., North Hi-Tech Industrial park
 Guangdong, China
 Tel: 0755-86170306 Fax: 0755-86170310

Radiated Emission Measurement

File :PDI-D19LCDC RE Data :#25 Date: 2011-8-16 Time: 11:28:46



Site site #1 Polarization: **Vertical** Temperature: 26
 Limit: FCC Part15 B 3M Radiation Power: AC 120V/60Hz Humidity: 61 %
 EUT: LCD TV Distance:
 M/N: PDI-D19LCDC
 Mode: DTV-14
 Note:

No.	Mk.	Freq. MHz	Reading Level dBuV	Correct Factor dB	Measure- ment dBuV/m	Limit dBuV/m	Over dB	Antenna Height cm	Table Degree degree	Comment
1	*	45.5200	24.46	13.36	37.82	40.00	-2.18	QP		
2	l	176.4700	20.91	16.88	37.79	43.50	-5.71	QP		
3		295.7799	18.09	19.30	37.39	46.00	-8.61	QP		
4		342.3399	20.67	17.24	37.91	46.00	-8.09	QP		
5		683.7800	11.62	24.42	36.04	46.00	-9.96	QP		
6		987.3900	9.27	29.05	38.32	54.00	-15.68	QP		

*:Maximum data x:Over limit l:over margin

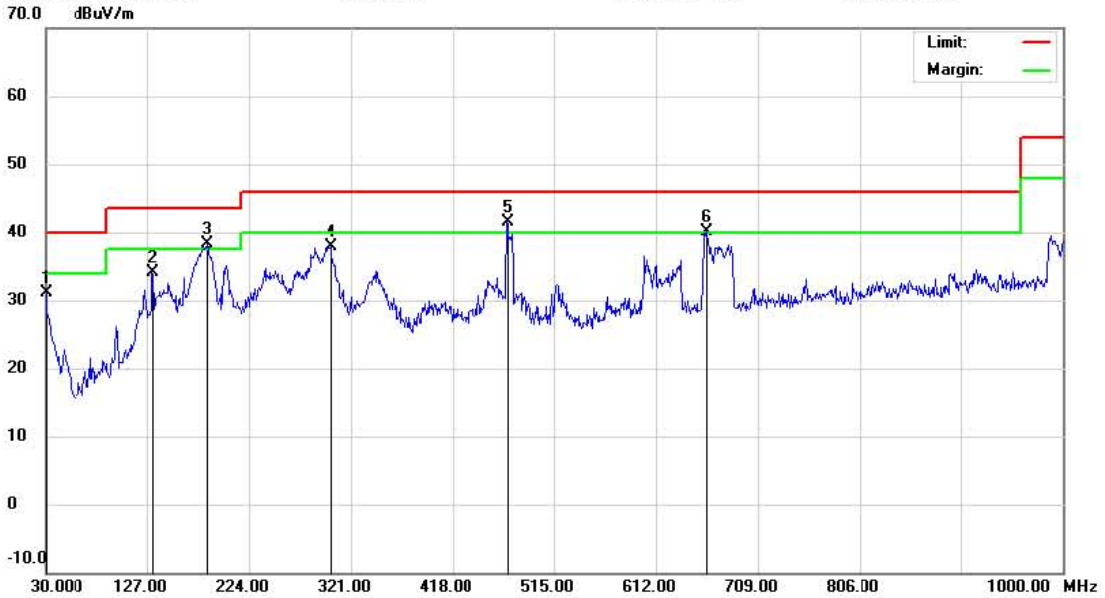
Engineer Signature: Lex.Cai



Address: No.5, Langshan 2nd Rd., North Hi-Tech Industrial park
 Guangdong, China
 Tel: 0755-86170306 Fax: 0755-86170310

Radiated Emission Measurement

File : PDI-D19LCDC RE Data : #26 Date : 2011-8-16 Time : 11:34:26



Site site #1 Polarization: **Horizontal** Temperature: 26
 Limit: FCC Part15 B 3M Radiation Power: AC 120V/60Hz Humidity: 61 %
 EUT: LCD TV Distance:
 M/N: PDI-D19LCDC
 Mode: DTV-14
 Note:

No.	Mk.	Freq. MHz	Reading Level dBuV	Correct Factor dB	Measure- ment dBuV/m	Limit dBuV/m	Over dB	Detector	Antenna Height cm	Table Degree degree	Comment
1		30.0000	6.33	24.80	31.13	40.00	-8.87	QP			
2		131.8500	16.53	17.61	34.14	43.50	-9.36	QP			
3		184.2300	21.59	16.62	38.21	43.50	-5.29	QP			
4		301.6000	18.95	18.87	37.82	46.00	-8.18	QP			
5	*	470.3800	20.38	21.22	41.60	46.00	-4.40	QP			
6		660.5000	15.90	24.21	40.11	46.00	-5.89	QP			

*:Maximum data x:Over limit | :over margin

Engineer Signature: Lex.Cai



Address: No.5, Langshan 2nd Rd., North Hi-Tech Industrial park
 Guangdong, China
 Tel: 0755-86170306 Fax: 0755-86170310

Radiated Emission Measurement

File :PDI-P19LCDC
 90.0 dBuV/m

Data :#117

Date: 2011-8-17

Time: 17:40:55



Site site #1

Polarization: **Vertical**

Temperature: 26

Limit: FCC Part 15 B 1000-5000MHz PK

Power: AC 120V/60Hz

Humidity: 60 %

EUT: LCD TV

Distance:

M/N: PDI-P19LCDC

Mode: DTV 14

Note:

No.	Mk.	Freq. MHz	Reading Level dBuV	Correct Factor dB	Measure- ment dBuV/m	Limit dBuV/m	Over dB	Detector	Antenna Height cm	Table Degree degree	Comment
1		1140.000	50.44	0.00	50.44	74.00	-23.56	peak		0	
2	*	1140.000	50.44	0.00	50.44	54.00	-3.56	AVG		0	
3		1570.000	49.68	0.00	49.68	74.00	-24.32	peak		0	
4		1570.000	49.68	0.00	49.68	54.00	-4.32	AVG		0	
5		2130.000	49.27	0.00	49.27	74.00	-24.73	peak		0	
6		2130.000	49.27	0.00	49.27	54.00	-4.73	AVG		0	
7		2820.000	49.03	0.00	49.03	74.00	-24.97	peak		0	
8		2820.000	49.03	0.00	49.03	54.00	-4.97	AVG		0	
9		3440.000	45.59	0.00	45.59	74.00	-28.41	peak		0	
10		3440.000	45.59	0.00	45.59	54.00	-8.41	AVG		0	
11		4230.000	46.62	0.00	46.62	74.00	-27.38	peak		0	
12		4230.000	46.62	0.00	46.62	54.00	-7.38	AVG		0	

*:Maximum data x:Over limit l:over margin

Engineer Signature: Kavin



Address: No.5, Langshan 2nd Rd., North Hi-Tech Industrial park
 Guangdong, China
 Tel: 0755-86170306 Fax: 0755-86170310

Radiated Emission Measurement

File :PDI-P19LCDC
 90.0 dBuV/m

Data :#118

Date: 2011-8-17

Time: 17:45:55



Site site #1 Polarization: **Horizontal** Temperature: 26
 Limit: FCC Part 15 B 1000-5000MHz PK Power: AC 120V/60Hz Humidity: 60 %
 EUT: LCD TV Distance:
 M/N: PDI-P19LCDC
 Mode: DTV 14
 Note:

No.	Mk.	Freq. MHz	Reading Level dBuV	Correct Factor dB	Measure- ment dBuV/m	Limit dBuV/m	Over dB	Detector	Antenna Height cm	Table Degree degree	Comment
1		1140.000	50.44	0.00	50.44	74.00	-23.56	peak		0	
2	*	1140.000	50.44	0.00	50.44	54.00	-3.56	AVG		0	
3		1440.000	50.03	0.00	50.03	74.00	-23.97	peak		0	
4		1440.000	50.03	0.00	50.03	54.00	-3.97	AVG		0	
5		1920.000	50.08	0.00	50.08	74.00	-23.92	peak		0	
6		1920.000	50.08	0.00	50.08	54.00	-3.92	AVG		0	
7		2820.000	50.03	0.00	50.03	74.00	-23.97	peak		0	
8		2820.000	50.03	0.00	50.03	54.00	-3.97	AVG		0	
9		3440.000	48.59	0.00	48.59	74.00	-25.41	peak		0	
10		3440.000	48.59	0.00	48.59	54.00	-5.41	AVG		0	
11		4230.000	46.62	0.00	46.62	74.00	-27.38	peak		0	
12		4230.000	46.62	0.00	46.62	54.00	-7.38	AVG		0	

*:Maximum data x:Over limit l:over margin

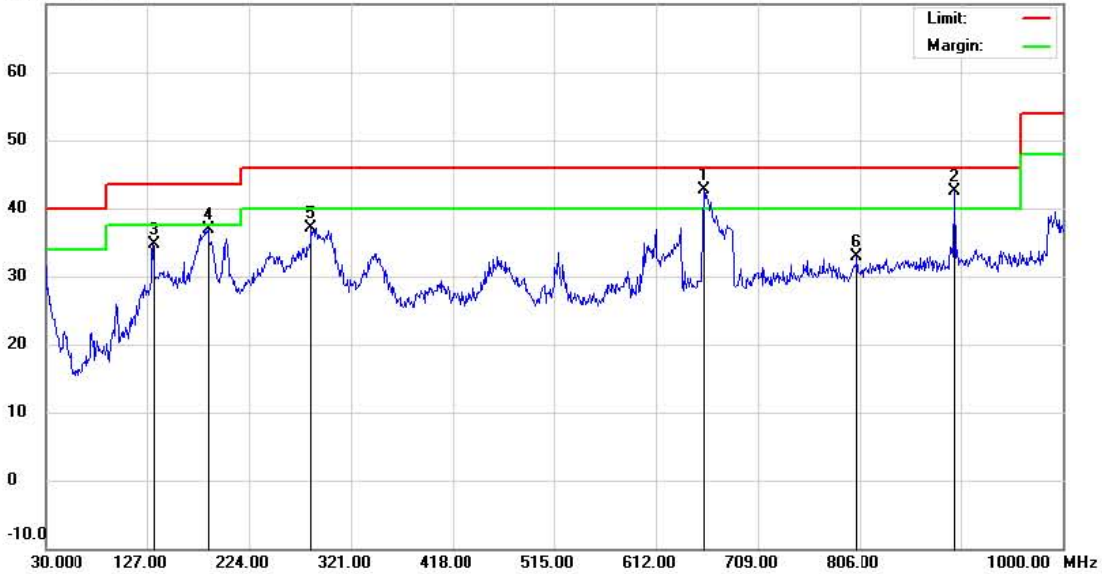
Engineer Signature: Kavin



Address: No.5, Langshan 2nd Rd., North Hi-Tech Industrial park
 Guangdong, China
 Tel: 0755-86170306 Fax: 0755-86170310

Radiated Emission Measurement

File : PDI-D19LCDC RE Data : #27 Date : 2011-8-16 Time : 11:40:41



Site site #1 Polarization: **Horizontal** Temperature: 26
 Limit: FCC Part15 B 3M Radiation Power: AC 120V/60Hz Humidity: 61 %
 EUT: LCD TV Distance:
 M/N: PDI-D19LCDC
 Mode: DTV-69
 Note:

No.	Mk.	Freq. MHz	Reading Level dBuV	Correct Factor dB	Measure- ment dBuV/m	Limit dBuV/m	Over dB	Detector	Antenna Height cm	Table Degree degree	Comment
1	*	657.5900	18.56	24.20	42.76	46.00	-3.24	QP			
2	l	897.1800	15.11	27.37	42.48	46.00	-3.52	QP			
3		132.8200	17.12	17.56	34.68	43.50	-8.82	QP			
4		185.2000	20.40	16.60	37.00	43.50	-6.50	QP			
5		283.1700	17.73	19.43	37.16	46.00	-8.84	QP			
6		803.0900	6.92	25.90	32.82	46.00	-13.18	QP			

*:Maximum data x:Over limit l:over margin

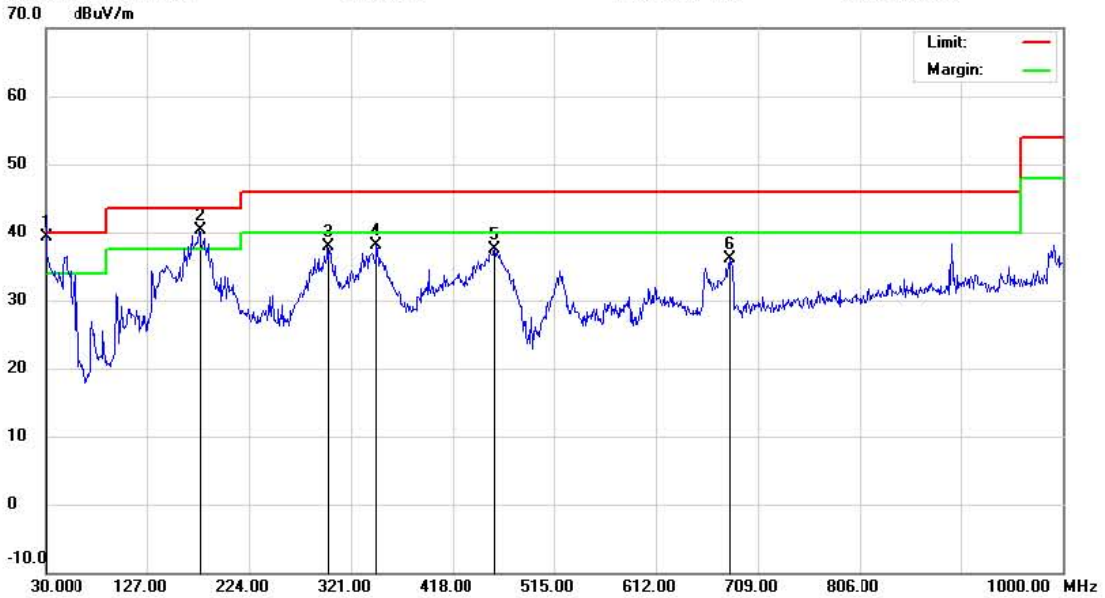
Engineer Signature: Lex.Cai



Address: No.5, Langshan 2nd Rd., North Hi-Tech Industrial park
 Guangdong, China
 Tel: 0755-86170306 Fax: 0755-86170310

Radiated Emission Measurement

File :PDI-D19LCDC RE Data :#28 Date: 2011-8-16 Time: 11:44:24



Site site #1 Polarization: **Vertical** Temperature: 26
 Limit: FCC Part15 B 3M Radiation Power: AC 120V/60Hz Humidity: 61 %
 EUT: LCD TV Distance:
 M/N: PDI-D19LCDC
 Mode: DTV-69
 Note:

No.	Mk.	Freq. MHz	Reading Level dBuV	Correct Factor dB	Measure- ment dBuV/m	Limit dBuV/m	Over dB	Detector	Antenna Height cm	Table Degree degree	Comment
1	*	30.4300	14.80	24.47	39.27	40.00	-0.73	QP			
2	l	176.4700	23.37	16.88	40.25	43.50	-3.25	QP			
3		298.6900	18.60	19.30	37.90	46.00	-8.10	QP			
4		345.2500	20.70	17.42	38.12	46.00	-7.88	QP			
5		458.7400	17.23	20.34	37.57	46.00	-8.43	QP			
6		682.8099	11.63	24.44	36.07	46.00	-9.93	QP			

*:Maximum data x:Over limit l:over margin

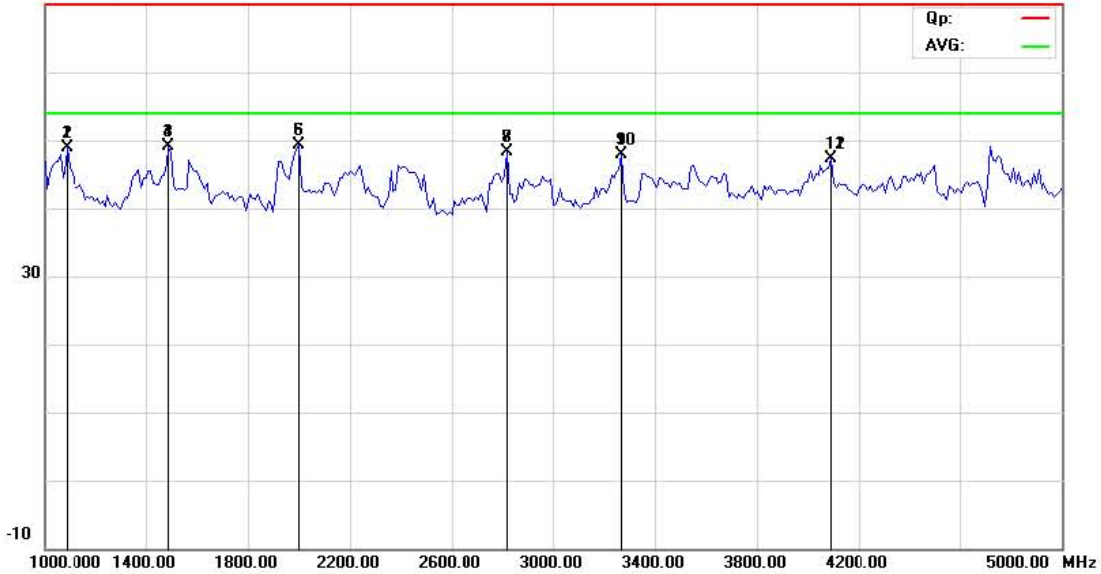
Engineer Signature: Lex.Cai



Address: No. 5, Langshan 2nd Rd., North Hi-Tech Industrial park
 Guangdong, China
 Tel: 0755-86170306 Fax: 0755-86170310

Radiated Emission Measurement

File :PDI-P19LCDC Data :#115 Date: 2011-8-17 Time: 17:29:57



Site site #1 Polarization: **Vertical** Temperature: 26
 Limit: FCC Part 15 B 1000-5000MHz PK Power: AC 120V/60Hz Humidity: 60 %
 EUT: LCD TV Distance:
 M/N: PDI-P19LCDC
 Mode: DTV 69
 Note:

No.	Mk.	Freq. MHz	Reading Level dBuV	Correct Factor dB	Measure- ment dBuV/m	Limit dBuV/m	Over dB	Detector	Antenna Height cm	Table Degree	Comment
1		1090.000	48.85	0.00	48.85	74.00	-25.15	peak		0	
2		1090.000	48.85	0.00	48.85	54.00	-5.15	AVG		0	
3		1490.000	49.16	0.00	49.16	74.00	-24.84	peak		0	
4		1490.000	49.16	0.00	49.16	54.00	-4.84	AVG		0	
5		2000.000	49.38	0.00	49.38	74.00	-24.62	peak		0	
6	*	2000.000	49.38	0.00	49.38	54.00	-4.62	AVG		0	
7		2820.000	48.36	0.00	48.36	74.00	-25.64	peak		0	
8		2820.000	48.36	0.00	48.36	54.00	-5.64	AVG		0	
9		3270.000	47.94	0.00	47.94	74.00	-26.06	peak		0	
10		3270.000	47.94	0.00	47.94	54.00	-6.06	AVG		0	
11		4090.000	47.33	0.00	47.33	74.00	-26.67	peak		0	
12		4090.000	47.33	0.00	47.33	54.00	-6.67	AVG		0	

*:Maximum data x:Over limit !:over margin

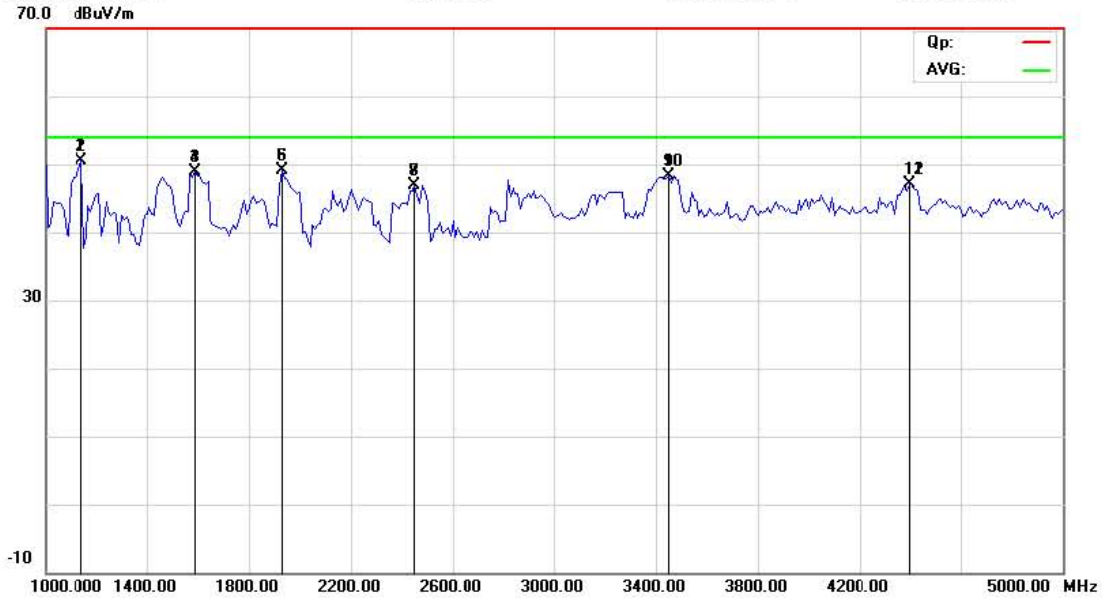
Engineer Signature: Kavin



Address: No.5, Langshan 2nd Rd., North Hi-Tech Industrial park
 Guangdong, China
 Tel: 0755-86170306 Fax: 0755-86170310

Radiated Emission Measurement

File: PDI-P19LCDC Data: #116 Date: 2011-8-17 Time: 17:34:09



Site site #1 Polarization: **Horizontal** Temperature: 26
 Limit: FCC Part 15 B 1000-5000MHz PK Power: AC 120V/60Hz Humidity: 60 %
 EUT: LCD TV Distance:
 M/N: PDI-P19LCDC
 Mode: DTV 69
 Note:

No.	Mk.	Freq. MHz	Reading Level dBuV	Correct Factor dB	Measure- ment dBuV/m	Limit dBuV/m	Over dB	Detector	Antenna Height cm	Table Degree degree	Comment
1		1140.000	50.41	0.00	50.41	74.00	-23.59	peak		0	
2	*	1140.000	50.41	0.00	50.41	54.00	-3.59	AVG		0	
3		1590.000	48.89	0.00	48.89	74.00	-25.11	peak		0	
4		1590.000	48.89	0.00	48.89	54.00	-5.11	AVG		0	
5		1930.000	49.02	0.00	49.02	74.00	-24.98	peak		0	
6		1930.000	49.02	0.00	49.02	54.00	-4.98	AVG		0	
7		2450.000	46.87	0.00	46.87	74.00	-27.13	peak		0	
8		2450.000	46.87	0.00	46.87	54.00	-7.13	AVG		0	
9		3450.000	48.27	0.00	48.27	74.00	-25.73	peak		0	
10		3450.000	48.27	0.00	48.27	54.00	-5.73	AVG		0	
11		4400.000	47.11	0.00	47.11	74.00	-26.89	peak		0	
12		4400.000	47.11	0.00	47.11	54.00	-6.89	AVG		0	

*:Maximum data x:Over limit !:over margin

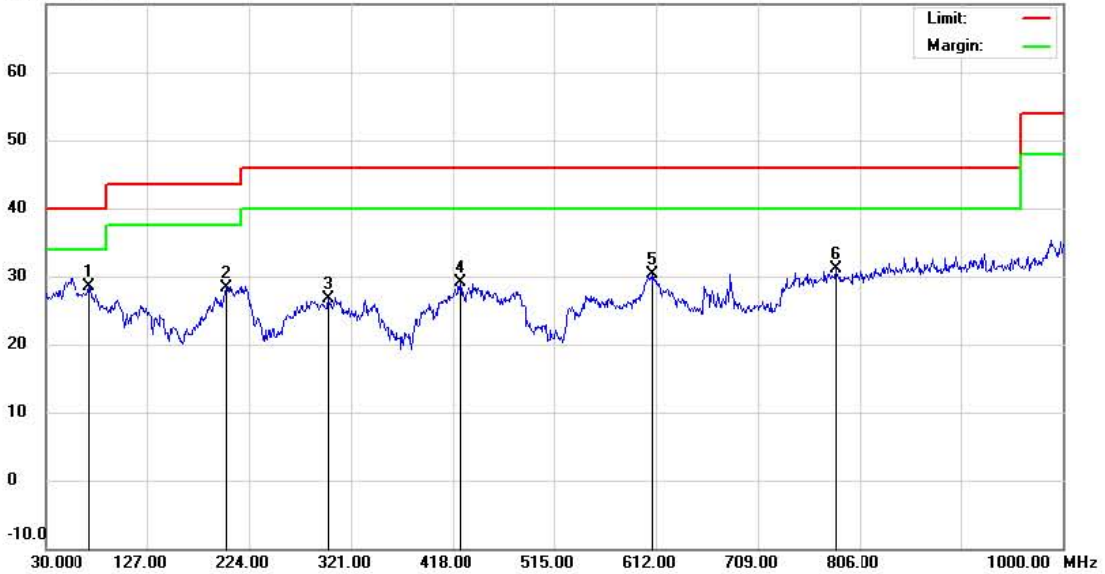
Engineer Signature: Kavin



Address: No.5, Langshan 2nd Rd., North Hi-Tech Industrial park
 Guangdong, China
 Tel: 0755-86170306 Fax: 0755-86170310

Radiated Emission Measurement

File :PDI-D19LCDC RE Data :#21 Date: 2011-8-16 Time: 19:13:05



Site site #1 Polarization: **Vertical** Temperature: 26
 Limit: FCC Part15 B 3M Radiation Power: AC 120V/60Hz Humidity: 61 %
 EUT: LCD TV Distance:
 M/N: PDI-D19LCDC
 Mode: USB Recording
 Note:

No.	Mk.	Freq. MHz	Reading Level dBuV	Correct Factor dB	Measure- ment dBuV/m	Limit dBuV/m	Over dB	Detector	Antenna Height cm	Table Degree degree	Comment
1	*	71.7099	16.85	11.68	28.53	40.00	-11.47	QP			
2		202.6599	11.13	17.27	28.40	43.50	-15.10	QP			
3		299.6600	7.42	19.30	26.72	46.00	-19.28	QP			
4		424.7900	8.85	20.29	29.14	46.00	-16.86	QP			
5		608.1200	7.06	23.20	30.26	46.00	-15.74	QP			
6		782.7199	4.86	26.15	31.01	46.00	-14.99	QP			

*:Maximum data x:Over limit l:over margin

Engineer Signature: Lex.Cai



Address: No.5, Langshan 2nd Rd., North Hi-Tech Industrial park
 Guangdong, China
 Tel: 0755-86170306 Fax: 0755-86170310

Radiated Emission Measurement

File :PDI-D19LCDC RE
 70.0 dBuV/m

Data :#22

Date: 2011-8-16

Time: 19:17:00



Site site #1 Polarization: **Vertical** Temperature: 26
 Limit: FCC Part15 B 3M Radiation Power: AC 120V/60Hz Humidity: 61 %
 EUT: LCD TV Distance:
 M/N: PDI-D19LCDC
 Mode: USB Recording
 Note:

No.	Mk.	Freq. MHz	Reading Level dBuV	Correct Factor dB	Measure- ment dBuV/m	Limit dBuV/m	Over dB	Detector	Antenna Height cm	Table Degree degree	Comment
1		125.0600	14.53	17.70	32.23	43.50	-11.27	QP			
2	*	147.3700	18.63	16.71	35.34	43.50	-8.16	QP			
3		286.0799	9.35	19.44	28.79	46.00	-17.21	QP			
4		353.9800	14.46	18.12	32.58	46.00	-13.42	QP			
5		443.2200	11.03	20.24	31.27	46.00	-14.73	QP			
6		605.2100	9.85	23.20	33.05	46.00	-12.95	QP			

*:Maximum data x:Over limit l:over margin

Engineer Signature: Lex.Cai



Address: No.5, Langshan 2nd Rd., North Hi-Tech Industrial park
 Guangdong, China
 Tel: 0755-86170306 Fax: 0755-86170310

Radiated Emission Measurement

File: PDI-P19LCDC Data: #103 Date: 2011-8-17 Time: 16:27:20



Site site #1 Polarization: **Vertical** Temperature: 26
 Limit: FCC Part 15 B 1000-5000MHz PK Power: AC 120V/60Hz Humidity: 60 %
 EUT: LCD TV Distance:
 M/N: PDI-P19LCDC
 Mode: USB Recording
 Note:

No.	Mk.	Freq. MHz	Reading Level dBuV	Correct Factor dB	Measure- ment dBuV/m	Limit dBuV/m	Over dB	Detector	Antenna Height cm	Table Degree	Comment
1		1090.000	49.85	0.00	49.85	74.00	-24.15	peak		0	
2		1090.000	49.85	0.00	49.85	54.00	-4.15	AVG		0	
3		1640.000	49.88	0.00	49.88	74.00	-24.12	peak		0	
4	*	1640.000	49.88	0.00	49.88	54.00	-4.12	AVG		0	
5		2270.000	46.88	0.00	46.88	74.00	-27.12	peak		0	
6		2270.000	46.88	0.00	46.88	54.00	-7.12	AVG		0	
7		2780.000	46.55	0.00	46.55	74.00	-27.45	peak		0	
8		2780.000	46.55	0.00	46.55	54.00	-7.45	AVG		0	
9		3450.000	49.08	0.00	49.08	74.00	-24.92	peak		0	
10		3450.000	49.08	0.00	49.08	54.00	-4.92	AVG		0	
11		4720.000	48.98	0.00	48.98	74.00	-25.02	peak		0	
12		4720.000	48.98	0.00	48.98	54.00	-5.02	AVG		0	

*:Maximum data x:Over limit l:over margin

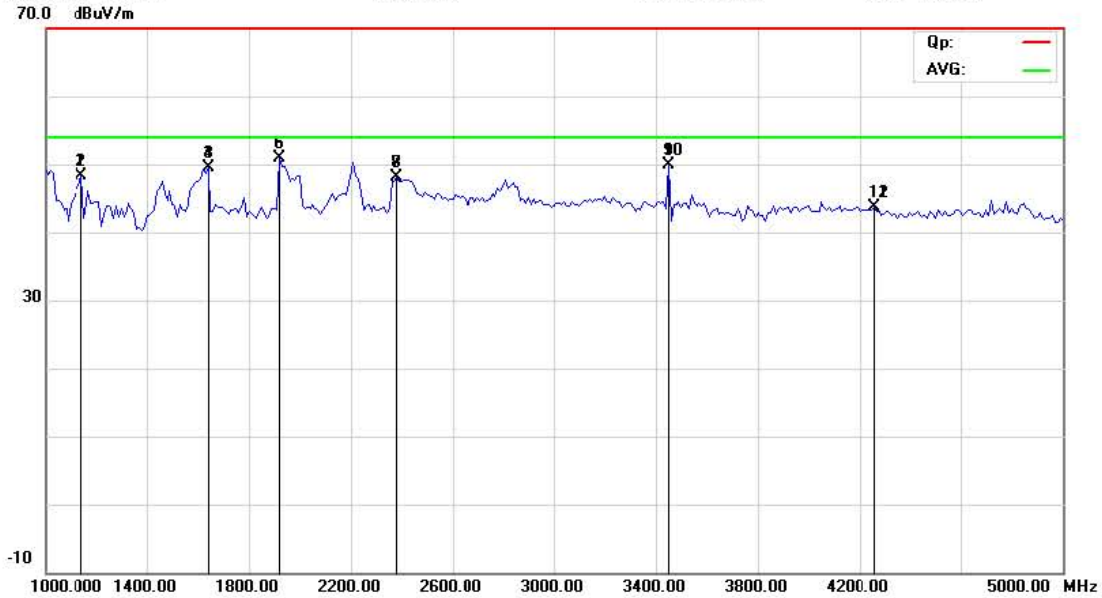
Engineer Signature: Kavin



Address: No.5, Langshan 2nd Rd., North Hi-Tech Industrial park
 Guangdong, China
 Tel: 0755-86170306 Fax: 0755-86170310

Radiated Emission Measurement

File :PDI-P19LCDC Data :#104 Date: 2011-8-17 Time: 16:31:34



Site site #1 Polarization: **Horizontal** Temperature: 26
 Limit: FCC Part 15 B 1000-5000MHz PK Power: AC 120V/60Hz Humidity: 60 %
 EUT: LCD TV Distance:
 M/N: PDI-P19LCDC
 Mode: USB Recording
 Note:

No.	Mk.	Freq. MHz	Reading Level dBuV	Correct Factor dB	Measure- ment dBuV/m	Limit dBuV/m	Over dB	Detector	Antenna Height cm	Table Degree	Comment
1		1140.000	48.36	0.00	48.36	74.00	-25.64	peak		0	
2		1140.000	48.36	0.00	48.36	54.00	-5.64	AVG		0	
3		1640.000	49.58	0.00	49.58	74.00	-24.42	peak		0	
4		1640.000	49.58	0.00	49.58	54.00	-4.42	AVG		0	
5		1920.000	50.96	0.00	50.96	74.00	-23.04	peak		0	
6	*	1920.000	50.96	0.00	50.96	54.00	-3.04	AVG		0	
7		2380.000	48.09	0.00	48.09	74.00	-25.91	peak		0	
8		2380.000	48.09	0.00	48.09	54.00	-5.91	AVG		0	
9		3450.000	49.86	0.00	49.86	74.00	-24.14	peak		0	
10		3450.000	49.86	0.00	49.86	54.00	-4.14	AVG		0	
11		4260.000	43.63	0.00	43.63	74.00	-30.37	peak		0	
12		4260.000	43.63	0.00	43.63	54.00	-10.37	AVG		0	

*:Maximum data x:Over limit l:over margin

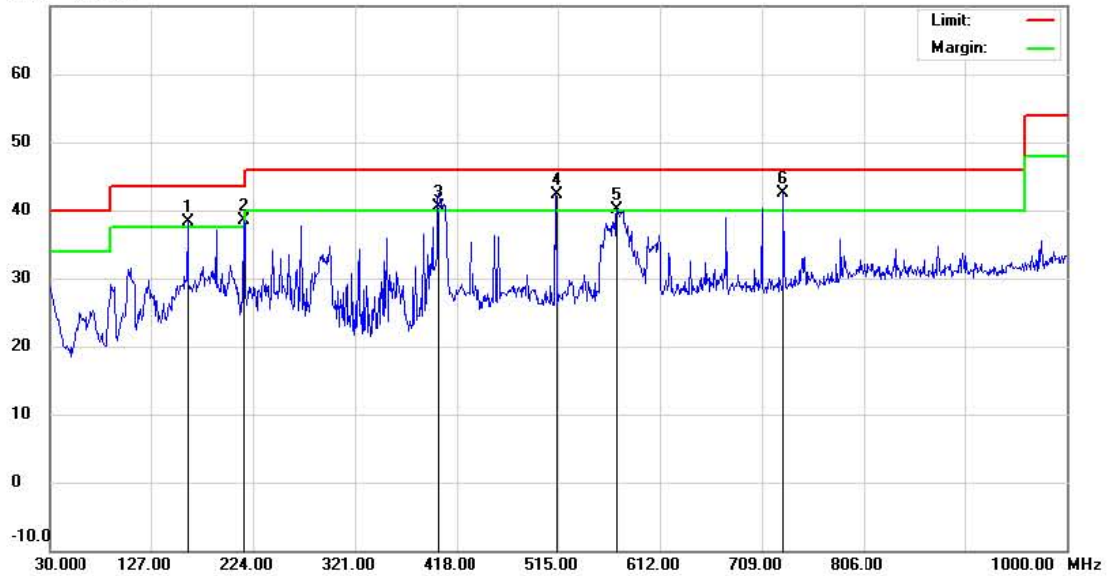
Engineer Signature: Kavin



Address: No.5, Langshan 2nd Rd., North Hi-Tech Industrial park
 Guangdong, China
 Tel: 0755-86170306 Fax: 0755-86170310

Radiated Emission Measurement

File :PDI-P19LCDC Data #28 Date: 2011-8-15 Time: 15:15:21
 70.0 dBuV/m



Site site MOST 3M Polarization: **Horizontal** Temperature: 26
 Limit: FCC Part15 B 3M Radiation Power: AC 120V/60Hz Humidity: 61 %
 EUT: LCD TV Distance:
 M/N: PDI-P19LCDC
 Mode: HDMI IN
 Note:

No.	Mk.	Freq. MHz	Reading Level dBuV	Correct Factor dB	Measure- ment dBuV/m	Limit dBuV/m	Over dB	Antenna Height cm	Table Degree degree	Comment
1		161.9200	21.13	17.26	38.39	43.50	-5.11	QP		
2		215.2700	22.31	16.12	38.43	43.50	-5.07	QP		
3		400.5400	21.87	18.71	40.58	46.00	-5.42	QP		
4		513.0600	20.69	21.56	42.25	46.00	-3.75	QP		
5		571.2599	17.21	22.87	40.08	46.00	-5.92	QP		
6	*	729.3700	17.72	24.88	42.60	46.00	-3.40	QP		

*:Maximum data x:Over limit | :over margin

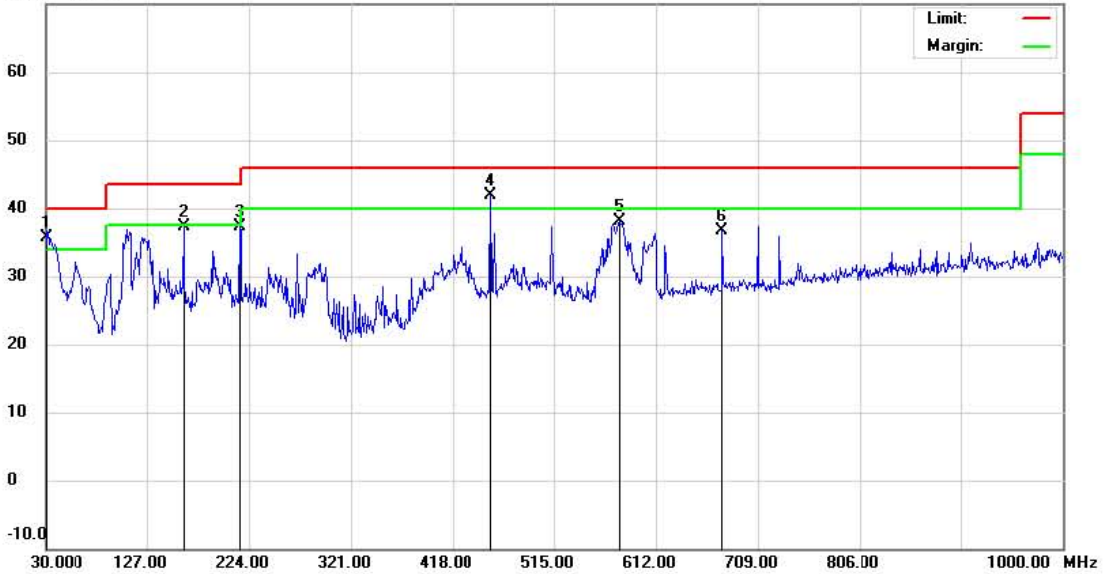
Engineer Signature: Zero



Address: No.5, Langshan 2nd Rd., North Hi-Tech Industrial park
 Guangdong, China
 Tel: 0755-86170306 Fax: 0755-86170310

Radiated Emission Measurement

File :PDI-P19LCDC Data :#29 Date: 2011-8-15 Time: 15:21:45



Site site MOST 3M Polarization: **Vertical** Temperature: 26
 Limit: FCC Part15 B 3M Radiation Power: AC 120V/60Hz Humidity: 61 %
 EUT: LCD TV Distance:
 M/N: PDI-P19LCDC
 Mode: HDMI IN
 Note:

No.	Mk.	Freq. MHz	Reading Level dBuV	Correct Factor dB	Measure- ment dBuV/m	Limit dBuV/m	Over dB	Antenna Height cm	Table Degree degree	Comment
1	l	30.9700	11.65	24.05	35.70	40.00	-4.30	QP		
2		161.9200	20.00	17.26	37.26	43.50	-6.24	QP		
3		215.2700	21.12	16.12	37.24	43.50	-6.26	QP		
4	*	454.8600	21.74	20.15	41.89	46.00	-4.11	QP		
5		577.0800	15.24	22.84	38.08	46.00	-7.92	QP		
6		675.0500	12.18	24.55	36.73	46.00	-9.27	QP		

*:Maximum data x:Over limit l:over margin

Engineer Signature: Zero



Address: No.5, Langshan 2nd Rd., North Hi-Tech Industrial park
 Guangdong, China
 Tel: 0755-86170306 Fax: 0755-86170310

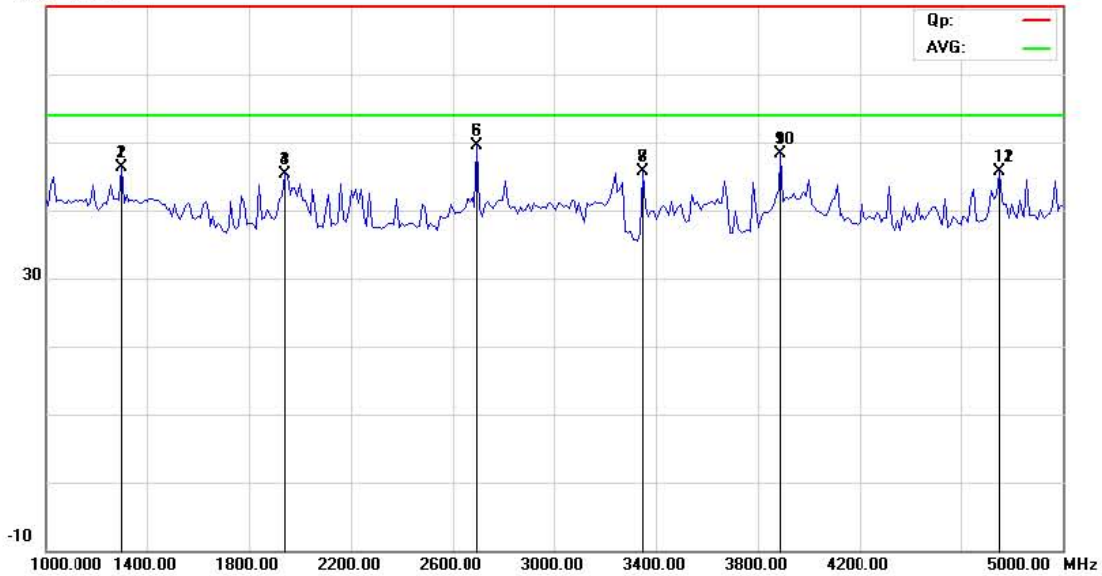
Radiated Emission Measurement

File :PDI-P19LCDC
 70.0 dBuV/m

Data :#95

Date: 2011-8-17

Time: 15:44:57



Site site #1

Polarization: **Vertical**

Temperature: 26

Limit: FCC Part 15 B 1000-5000MHz PK

Power: AC 120V/60Hz

Humidity: 60 %

EUT: LCD TV

Distance:

M/N: PDI-P19LCDC

Mode: HDMI IN

Note:

No.	Mk.	Freq. MHz	Reading Level dBuV	Correct Factor dB	Measure- ment dBuV/m	Limit dBuV/m	Over dB	Detector	Antenna Height cm	Table Degree	Comment
1		1300.000	46.36	0.00	46.36	74.00	-27.64	peak		0	
2		1300.000	46.36	0.00	46.36	54.00	-7.64	AVG		0	
3		1940.000	45.26	0.00	45.26	74.00	-28.74	peak		0	
4		1940.000	45.26	0.00	45.26	54.00	-8.74	AVG		0	
5		2700.000	49.53	0.00	49.53	74.00	-24.47	peak		0	
6	*	2700.000	49.53	0.00	49.53	54.00	-4.47	AVG		0	
7		3350.000	45.79	0.00	45.79	74.00	-28.21	peak		0	
8		3350.000	45.79	0.00	45.79	54.00	-8.21	AVG		0	
9		3890.000	48.26	0.00	48.26	74.00	-25.74	peak		0	
10		3890.000	48.26	0.00	48.26	54.00	-5.74	AVG		0	
11		4750.000	45.66	0.00	45.66	74.00	-28.34	peak		0	
12		4750.000	45.66	0.00	45.66	54.00	-8.34	AVG		0	

*:Maximum data x:Over limit l:over margin

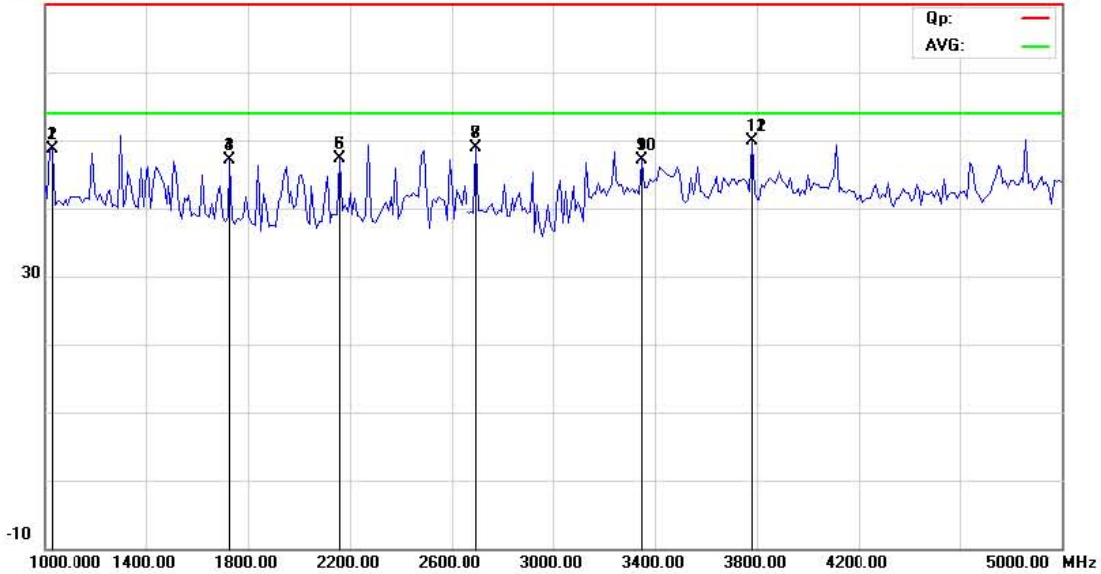
Engineer Signature: Kavin



Address: No.5, Langshan 2nd Rd., North Hi-Tech Industrial park
 Guangdong, China
 Tel: 0755-86170306 Fax: 0755-86170310

Radiated Emission Measurement

File :PDI-P19LCDC Data :#96 Date: 2011-8-17 Time: 15:52:51



Site site #1 Polarization: **Horizontal** Temperature: 26
 Limit: FCC Part 15 B 1000-5000MHz PK Power: AC 120V/60Hz Humidity: 60 %
 EUT: LCD TV Distance:
 M/N: PDI-P19LCDC
 Mode: HDMI IN
 Note:

No.	Mk.	Freq. MHz	Reading Level dBuV	Correct Factor dB	Measure- ment dBuV/m	Limit dBuV/m	Over dB	Detector	Antenna Height cm	Table Degree	Comment
1		1030.000	48.73	0.00	48.73	74.00	-25.27	peak		0	
2		1030.000	48.73	0.00	48.73	54.00	-5.27	AVG		0	
3		1730.000	47.16	0.00	47.16	74.00	-26.84	peak		0	
4		1730.000	47.16	0.00	47.16	54.00	-6.84	AVG		0	
5		2160.000	47.34	0.00	47.34	74.00	-26.66	peak		0	
6		2160.000	47.34	0.00	47.34	54.00	-6.66	AVG		0	
7		2700.000	48.99	0.00	48.99	74.00	-25.01	peak		0	
8		2700.000	48.99	0.00	48.99	54.00	-5.01	AVG		0	
9		3350.000	47.18	0.00	47.18	74.00	-26.82	peak		0	
10		3350.000	47.18	0.00	47.18	54.00	-6.82	AVG		0	
11		3780.000	49.83	0.00	49.83	74.00	-24.17	peak		0	
12	*	3780.000	49.83	0.00	49.83	54.00	-4.17	AVG		0	

*:Maximum data x:Over limit l:over margin

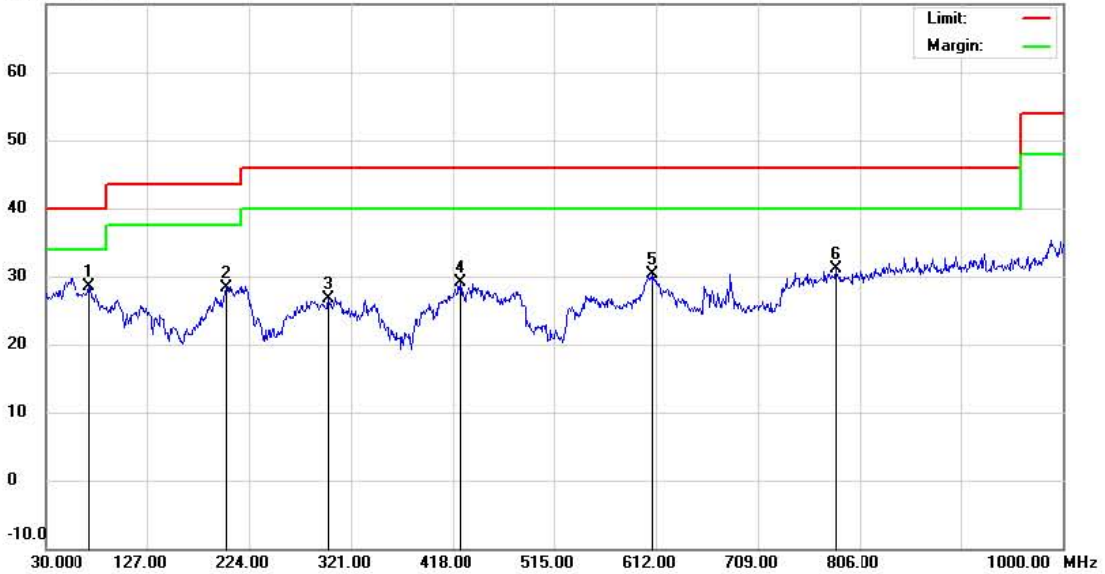
Engineer Signature: Kavin



Address: No.5, Langshan 2nd Rd., North Hi-Tech Industrial park
 Guangdong, China
 Tel: 0755-86170306 Fax: 0755-86170310

Radiated Emission Measurement

File :PDI-D19LCDC RE Data :#29 Date: 2011-8-16 Time: 19:25:05



Site site #1 Polarization: **Vertical** Temperature: 26
 Limit: FCC Part15 B 3M Radiation Power: AC 120V/60Hz Humidity: 61 %
 EUT: LCD TV Distance:
 M/N: PDI-D19LCDC
 Mode: AV IN
 Note:

No.	Mk.	Freq. MHz	Reading Level dBuV	Correct Factor dB	Measure- ment dBuV/m	Limit dBuV/m	Over dB	Detector	Antenna Height cm	Table Degree degree	Comment
1	*	71.7099	16.85	11.68	28.53	40.00	-11.47	QP			
2		202.6599	11.13	17.27	28.40	43.50	-15.10	QP			
3		299.6600	7.42	19.30	26.72	46.00	-19.28	QP			
4		424.7900	8.85	20.29	29.14	46.00	-16.86	QP			
5		608.1200	7.06	23.20	30.26	46.00	-15.74	QP			
6		782.7199	4.86	26.15	31.01	46.00	-14.99	QP			

*:Maximum data x:Over limit l:over margin

Engineer Signature: Lex.Cai



Address: No.5, Langshan 2nd Rd., North Hi-Tech Industrial park
 Guangdong, China
 Tel: 0755-86170306 Fax: 0755-86170310

Radiated Emission Measurement

File : PDI-D19LCDC RE Data : #30 Date : 2011-8-16 Time : 19:28:00



Site site #1 Polarization: **Vertical** Temperature: 26
 Limit: FCC Part15 B 3M Radiation Power: AC 120V/60Hz Humidity: 61 %
 EUT: LCD TV Distance:
 M/N: PDI-D19LCDC
 Mode: AV IN
 Note:

No.	Mk.	Freq. MHz	Reading Level dBuV	Correct Factor dB	Measure- ment dBuV/m	Limit dBuV/m	Over dB	Antenna Height cm	Table Degree degree	Comment
1		143.4900	14.96	16.99	31.95	43.50	-11.55	QP		
2	*	349.1298	19.32	17.73	37.05	46.00	-8.95	QP		
3		446.1299	15.97	20.18	36.15	46.00	-9.85	QP		
4		605.2100	9.85	23.20	33.05	46.00	-12.95	QP		
5		828.3099	5.13	26.93	32.06	46.00	-13.94	QP		
6		933.0700	5.49	27.40	32.89	46.00	-13.11	QP		

*:Maximum data x:Over limit !:over margin

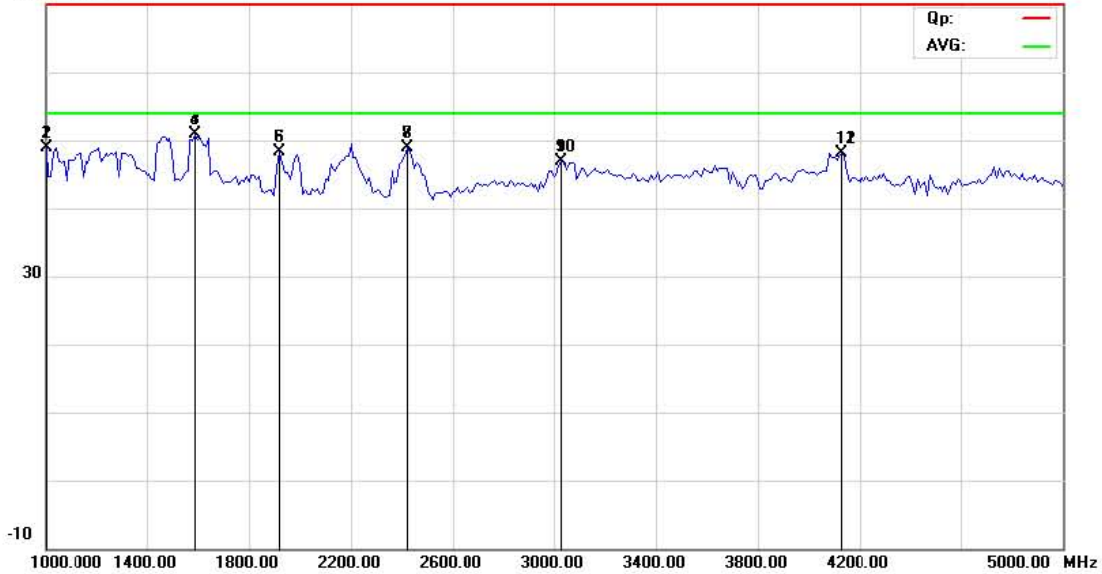
Engineer Signature: Lex.Cai



Address: No.5, Langshan 2nd Rd., North Hi-Tech Industrial park
 Guangdong, China
 Tel: 0755-86170306 Fax: 0755-86170310

Radiated Emission Measurement

File :PDI-P19LCDC Data :#105 Date: 2011-8-17 Time: 16:36:05
 70.0 dBuV/m



Site site #1 Polarization: **Vertical** Temperature: 26
 Limit: FCC Part 15 B 1000-5000MHz PK Power: AC 120V/60Hz Humidity: 60 %
 EUT: LCD TV Distance:
 M/N: PDI-P19LCDC
 Mode: AV IN
 Note:

No.	Mk.	Freq. MHz	Reading Level dBuV	Correct Factor dB	Measure- ment dBuV/m	Limit dBuV/m	Over dB	Detector	Antenna Height cm	Table Degree	Comment
1		1000.000	43.43	5.50	48.93	74.00	-25.07	peak		0	
2		1000.000	43.43	5.50	48.93	54.00	-5.07	AVG		0	
3		1590.000	50.81	0.00	50.81	74.00	-23.19	peak		0	
4	*	1590.000	50.81	0.00	50.81	54.00	-3.19	AVG		0	
5		1920.000	48.21	0.00	48.21	74.00	-25.79	peak		0	
6		1920.000	48.21	0.00	48.21	54.00	-5.79	AVG		0	
7		2420.000	48.90	0.00	48.90	74.00	-25.10	peak		0	
8		2420.000	48.90	0.00	48.90	54.00	-5.10	AVG		0	
9		3030.000	47.00	0.00	47.00	74.00	-27.00	peak		0	
10		3030.000	47.00	0.00	47.00	54.00	-7.00	AVG		0	
11		4130.000	48.04	0.00	48.04	74.00	-25.96	peak		0	
12		4130.000	48.04	0.00	48.04	54.00	-5.96	AVG		0	

*:Maximum data x:Over limit l:over margin

Engineer Signature: Kavin



Address: No.5, Langshan 2nd Rd., North Hi-Tech Industrial park
 Guangdong, China
 Tel: 0755-86170306 Fax: 0755-86170310

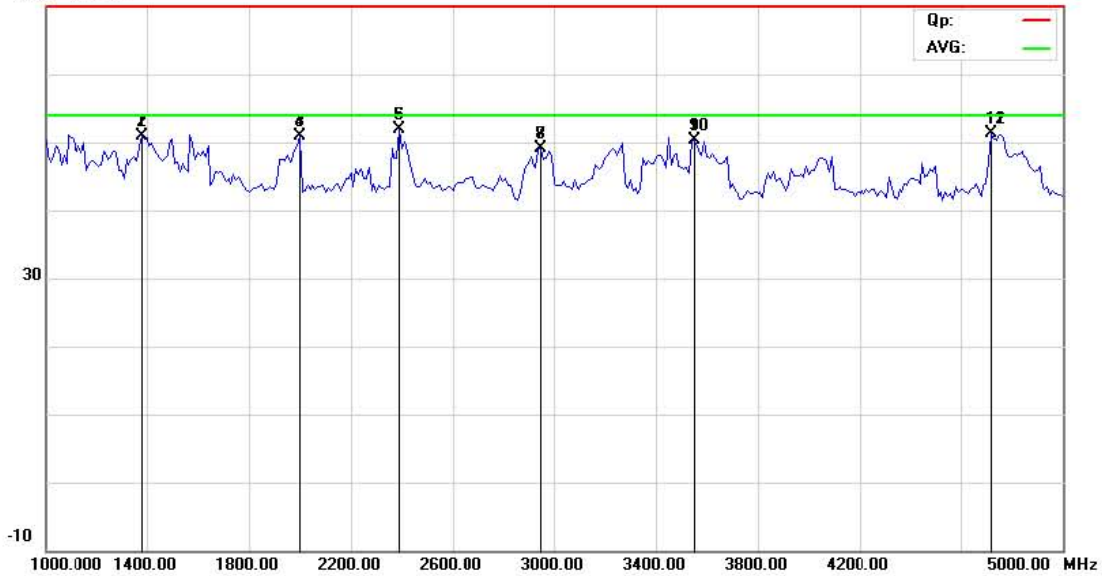
Radiated Emission Measurement

File :PDI-P19LCDC
 70.0 dBuV/m

Data :#106

Date: 2011-8-17

Time: 16:42:19



Site site #1

Polarization: **Horizontal**

Temperature: 26

Limit: FCC Part 15 B 1000-5000MHz PK

Power: AC 120V/60Hz

Humidity: 60 %

EUT: LCD TV

Distance:

M/N: PDI-P19LCDC

Mode: AV IN

Note:

No.	Mk.	Freq. MHz	Reading Level dBuV	Correct Factor dB	Measure- ment dBuV/m	Limit dBuV/m	Over dB	Detector	Antenna Height cm	Table Degree	Comment
1		1380.000	50.93	0.00	50.93	74.00	-23.07	peak		0	
2		1380.000	50.93	0.00	50.93	54.00	-3.07	AVG		0	
3		2000.000	50.89	0.00	50.89	74.00	-23.11	peak		0	
4		2000.000	50.89	0.00	50.89	54.00	-3.11	AVG		0	
5		2390.000	51.96	0.00	51.96	74.00	-22.04	peak		0	
6	*	2390.000	51.96	0.00	51.96	54.00	-2.04	AVG		0	
7		2950.000	49.05	0.00	49.05	74.00	-24.95	peak		0	
8		2950.000	49.05	0.00	49.05	54.00	-4.95	AVG		0	
9		3550.000	50.38	0.00	50.38	74.00	-23.62	peak		0	
10		3550.000	50.38	0.00	50.38	54.00	-3.62	AVG		0	
11		4720.000	51.29	0.00	51.29	74.00	-22.71	peak		0	
12		4720.000	51.29	0.00	51.29	54.00	-2.71	AVG		0	

*:Maximum data x:Over limit l:over margin

Engineer Signature: Kavin

7.ANTENNA CONDUCTED POWER

7.1: Test Method

- 1: The EUT was placed on a table, which is 0.8m above ground plane
- 2: Maximum procedure was performed to ensure EUT Compliance
- 3: A impedance matching pad(75ohm/50ohm) is used for the test from the tuner to the receiver
Input port
- 4: A EMI test receiver(R&S Test receiver ESCS30) is used to test the emissions from the antenna
Port through the impedance matching pad.

7.2: Limit

Frequency MHz	Power nW	Voltage dBuV	Detector
30-5000	2	51.8	PEAK

Remark: During the Antenna conducted power test, all the channels in TV mode, DTV mode and FM mode are applied, and the results are met the limit of requirement, the test data which listed in the report are the typical channels of High Middle and Low.

7.3: Test Result Of Antenna Conducted Power

Test Mode	TV(CH 02)-55.25MHz		Frequency range	30M-1000MHz	
Frequency(MHz)	Emission level(dBuV)	Reading level (dBuV)	Connection factor(dB)	Limit dBuV	Margin (dB)
688.00	34.4	23.9	10.5	51.8	17.4
785.68	33.3	22.6	10.7	51.8	18.5

Test Mode	TV (CH 14)-471.25MHz		Frequency range	30M-5000MHz	
Frequency(MHz)	Emission level(dBuV)	Reading level (dBuV)	Connection factor(dB)	Limit dBuV	Margin (dB)
683.93	33.9	23.4	10.5	51.8	17.9
751.85	32.6	22.0	10.6	51.8	19.2

Test Mode	TV (CH 69)-801.25MHz		Frequency range	30M-5000MHz	
Frequency(MHz)	Emission level(dBuV)	Reading level (dBuV)	Connection factor(dB)	Limit dBuV	Margin (dB)
178.61	33.8	25.6	8.2	51.8	18.0
617.51	32.9	22.7	10.2	51.8	18.9
702.32	33.1	22.6	10.5	51.8	18.7

Test Mode	DTV CH 02-1)-57MHz		Frequency range	30M-1000MHz	
Frequency(MHz)	Emission level(dBuV)	Reading level (dBuV)	Connection factor(dB)	Limit dBuV	Margin (dB)
363.55	33.0	23.8	9.2	51.8	18.8
555.18	33.7	23.8	9.9	51.8	18.1

Test Mode	DTV (CH 14-1)-473MHz		Frequency range	30M-5000MHz	
Frequency(MHz)	Emission level(dBuV)	Reading level (dBuV)	Connection factor(dB)	Limit dBuV	Margin (dB)
198.37	31.9	23.7	8.2	51.8	19.9
446.94	33.3	23.9	9.4	51.8	18.5

Test Mode	DTV (CH 69-1)-803MHz		Frequency range	30M-5000MHz	
Frequency(MHz)	Emission level(dBuV)	Reading level (dBuV)	Connection factor(dB)	Limit dBuV	Margin (dB)
214.55	32.6	24.2	8.4	51.8	19.2
385.49	32.6	23.4	9.2	51.8	19.2

Test Mode	FM 88.1MHz		Frequency range	30M-1000MHz	
Frequency(MHz)	Emission level(dBuV)	Reading level (dBuV)	Connection factor(dB)	Limit dBuV	Margin (dB)
703.93	36.3	25.8	10.5	51.8	15.5
952.68	37.1	25.9	11.2	51.8	14.7

Test Mode	FM 98.1MHz		Frequency range	30M-1000MHz	
Frequency(MHz)	Emission level(dBuV)	Reading level (dBuV)	Connection factor(dB)	Limit dBuV	Margin (dB)
783.06	36.4	25.7	10.7	51.8	15.4
953.45	37.9	26.7	11.2	51.8	13.9

Test Mode	FM 107.9MHz		Frequency range	30M-1000MHz	
Frequency(MHz)	Emission level(dBuV)	Reading level (dBuV)	Connection factor(dB)	Limit dBuV	Margin (dB)
935.81	38.3	27.2	11.1	51.8	13.5
953.45	36.1	24.9	11.2	51.8	15.7