


6. SETUP PHOTOS

ANTENNA PORT CONDUCTED RF MEASUREMENT SETUP and Temperature Stability Measurement Setup




* antenna port measurements for power and bandwidth were done outside of the chamber, but in the same configuration / connection setup as above.


RADIATED RF MEASUREMENT SETUP FOR Side Antenna – Showing Antenna Position



RADIATED RF MEASUREMENT SETUP FOR Large Omni Antenna – Showing Antenna Position



RADIATED RF MEASUREMENT SETUP FOR Small Omni Antenna – Showing Antenna Position



END OF REPORT