


1 Annex B – EUT pictures external

1.1 List of Pictures

Picture 1: Top view of EUT.....	2
Picture 2: Bottom view of EUT.....	2
Picture 3: Name plate of EUT.....	3
Picture 4: EUT with appropriate cable – top view	3
Picture 5: EUT with appropriate cable – bottom view	4
Picture 6: Top view of main PCB, without small PCB	4
Picture 7: Bottom view of small PCB.....	5




Picture 1: Top view of EUT




Picture 2: Bottom view of EUT




Picture 3: Name plate of EUT




Picture 4: EUT with appropriate cable – top view



Picture 5: EUT with appropriate cable – bottom view



Picture 6: Top view of main PCB, without small PCB



Picture 7: Bottom view of small PCB