

1 Annex C – EUT pictures (internal)

1.1 List of Pictures

Picture 1: EUT open top side.....2

Picture 2: Carrier PCB top side.....2

Picture 3: Carrier PCB bottom side with core PCB.....3

Picture 4: Carrier PCB bottom side without core PCB.....3

Picture 5: EUT cable (2m)4

Picture 6: Core PCB top side.....5

Picture 7: Core PCB bottom side.....5



EMV **TESTHAUS** GmbH
Gustav-Hertz-Straße 35
94315 Straubing
Germany
Revision: 1.0


Elatec GmbH
RFID reader TWN3 Mifare NFC

120072-AU02+W01
Annex C_V2

Page 1 of 5




Picture 1: EUT open top side



Picture 2: Carrier PCB top side




Picture 3: Carrier PCB bottom side with core PCB




Picture 4: Carrier PCB bottom side without core PCB



Picture 5: EUT cable (2m)



Picture 6: Core PCB top side



Picture 7: Core PCB bottom side