

1 Annex C – EUT internal pictures

1.1 List of Pictures

Picture 1: EUT (cover open)	2
Picture 2: EUT (PCB front)	2
Picture 3: EUT (PCB rear)	3
Picture 4: EUT with serial connector (PCB front).....	3
Picture 5: EUT with serial connector (PCB front).....	4
Picture 6: EUT with serial connector (PCB rear).....	4




EMV **TESTHAUS** GmbH
Gustav-Hertz-Straße 35
94315 Straubing
Germany
Revision: 1.01


Elatec Vertriebs GmbH
TWN3 Legic NFC

110091-AU01+W02
Annex C


Page 1 of 4




Picture 1: EUT (cover open)




Picture 2: EUT (PCB front)




Picture 3: EUT (PCB rear)



Picture 4: EUT with serial connector (PCB front)



Picture 5: EUT with serial connector (PCB front)



Picture 6: EUT with serial connector (PCB rear)