


SETUP PHOTOGRAPHS

This document contains 7 photographs

Photograph No.1
Setup for spurious emission field strength measurements in the anechoic chamber below 30 MHz




Photograph No.2
Setup for carrier field strength, OBW, spurious emission field strength measurements in the anechoic chamber in 30 – 1000 MHz range





Photograph No.3
Setup for carrier field strength, OBW, spurious emission field strength measurements in the anechoic chamber below 1000 MHz, EUT close view



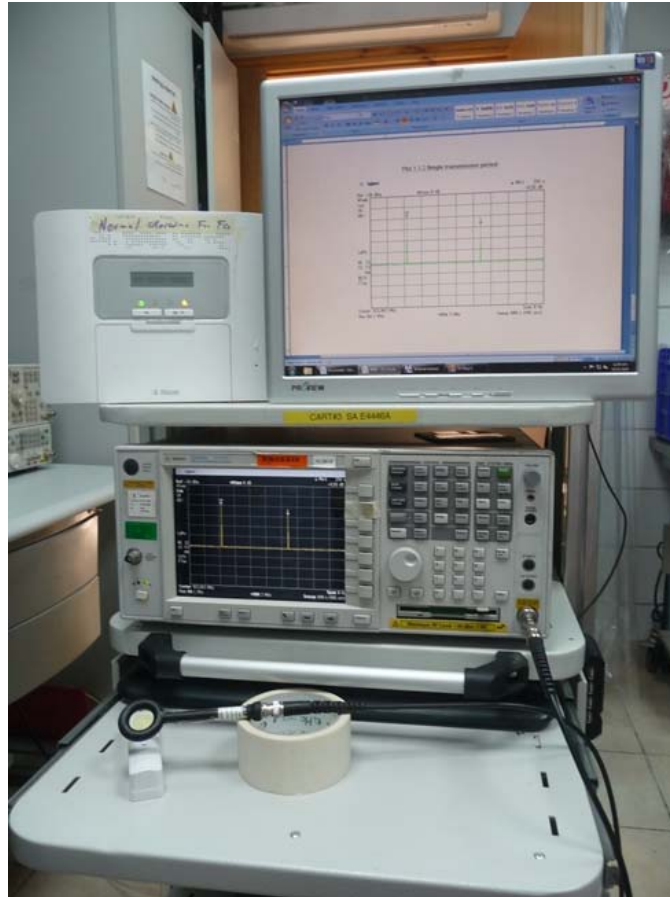
Photograph No.4
Setup for spurious emission field strength measurements in the anechoic chamber
above 1000 MHz range



Photograph No.5
Setup for hopping parameters measurements



Photograph No.6
Setup for average time of occupancy measurements



Photograph No.7
Setup for band edge emissions measurements

