


## **INTERNAL PHOTOGRAPHS**

This document contains 14 photographs

**Photograph No.1**  
**PowerMaster-10 G2 control panel internal view**




**Photograph No.2**  
**PowerMaster-10 G2 control panel internal view**



**Photograph No.3**  
**PowerMaster-10 G2 control panel internal view**



**Photograph No.4**  
**PowerMaster-10 G2 control panel motherboard with 2 radio modules**




**Photograph No.5**  
**Control panel motherboard with 2 radio modules second side view**






Photograph No.6  
RF module PCB without shield







**Photograph No.8**  
**FFD RF module second side view**



Photograph No.9  
PowerMaster-10 G2 control panel motherboard




Photograph No.10  
PowerMaster-10 G2 control panel motherboard second side



Photograph No.11  
GE864 QUAD module (FCC IF:R17GE864) front view



Photograph No.12  
GE864 QUAD module (FCC IF:R17GE864) second side view



Photograph No.13  
Power supply PCB view



**Photograph No.14**  
**Power supply internal view**

