



D-308432

# HTD-432 PG2 (915-0:025)/HTD-432 PG2 (868-0:025) /HTD-432 ME PG2 (868-0:025) wireless heat detector

## Installation and operating instructions

*Read this instruction sheet thoroughly before installation and use of the HTD-432/HTD-432 ME PG2*

**Note:** The reference to HTD-432 PG2 throughout this manual is also applicable to the other models unless stated differently.

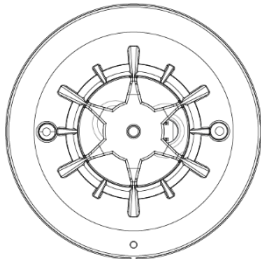
### Introduction

The HTD-432 PG2 is a wireless heat detector with a fixed temperature, a rate of rise heat sensor, and an internal piezoelectric alarm. The following versions are available:

Frequency (MHz)	Version
915	HTD-432 PG2 (915-0:025)
868	HTD-432 PG2 (868-0:025)
868	HTD-432 ME PG2 (868-0:025)

### Compatible devices

This detector is compatible with UL/ULC Listed DSC Control Panels and Qolsys IQ Panel 2+. For UL/ULC installations use this device only in conjunction with compatible IQ2 wireless receivers and PowerG receivers. Transmissions occur at approximately 915 MHz (912 MHz to 919 MHz).



### Operation

During normal operation, the green LED flashes every 12 seconds.

The detector goes into alarm when the heat level exceeds 135 °F / 57.5 °C and automatically restores when the heat level falls below the threshold. The detector also goes into alarm when the temperature rapidly increases over a short period of time. During an alarm, the LED flashes once per second and the sounder emits the evacuation temporal pattern.

### Detector trouble

If the detector has a general fault, the yellow LED blinks once every four seconds and emits a chirp every 48 seconds. After four hours, the panel displays a fire trouble message.

Table: Detector and Status Indication

Status	LEDs	Sounder
Normal	Green flash every 12 seconds	Off
Heat Alarm	Red flash every 1 second	ANSI S3.41 temporal 3
Heat Test	Red flash every 1 second	ANSI S3.41 temporal 3
Test Alarm (button press)	Red flash every 1 second	ANSI S3.41 temporal 3
Detector Trouble	Yellow flash every 4 seconds	One chirp every 48 seconds
Low Battery	Yellow flash every 12 seconds	One chirp every 48 seconds (press button to hush for 12 hours)
Power-up	Red, yellow, green, flash sequence	One chirp at the end of the power-up sequence
Tamper	Red, yellow, green flash sequence every 12 seconds	Off

## Wireless transmissions

A supervisory message is transmitted at 128-second intervals. If the signal is not received, the control panel determines that the detector is missing.

The detector transmits the following:

- **Idle (normal operation):** The detector is in normal state without any faults or alarms.
- **Heat Alarm:** Active when the detector is above 135°F (57.5°C) or the rate of rise of temperature is above 15°F/min (8.3°C/min).
- **Tamper / Tamper Restore:** (tamper switch activated). 10 second maximum delay on restore before transmission.
- **Pre-low battery:** Low battery state is sent to panel, but detector not chirping.
- **Low Battery:** (battery voltage falls below threshold). Battery voltage is tested & transmitted at the time of supervisory or other transmissions.
- **Fault:** (detector fault limit reached). Troubles are transmitted at the time of occurrence (one trouble per supervisory interval).

## Tamper

Removing the detector from the mounting plate initiates a tamper transmission. The tamper condition is restored after the detector is mounted on the plate.

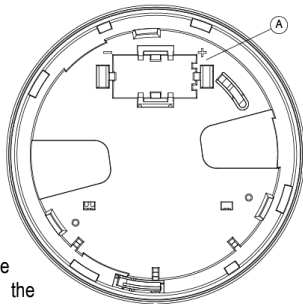
## Battery

### A: Battery compartment

The wireless heat alarm is powered by a CR123A or DL123A battery. The detector regularly checks for a low battery. If a low battery is detected, the transmitter sends a message to the control panel, which displays the detector's ID at low battery. In addition, the yellow LED of the detector blinks every twelve seconds. The detector's sounder chirps every 48 seconds and the yellow LED continues to blink until the battery is replaced. Pressing the hush button silences the chirps for twelve hours if no other trouble conditions exist. The battery should be replaced with a new battery when the chirps begin.

At low battery, the test button is disabled.

**NOTE:** If the alarm does not sound, contact the installer or dealer for service.



## Battery Installation and replacement

**CAUTION: Risk of explosion if battery is replaced by an incorrect type. Dispose of used battery according to the manufacturer's instructions.**

To replace battery, complete the following steps:

1. Twist the detector counterclockwise to remove the detector from its mounting base. To remove battery, carefully lift it from the + end using a flathead screwdriver. Dispose of the battery according to local regulations.
2. To ensure a proper power-down sequence, wait a minimum of 30 seconds before installing the new battery.
3. Insert a new CR123A or DL123A battery, available from a local Panasonic or Duracell dealer, in the battery compartment. Insert the battery by inserting the - end first. If the battery is incorrectly inserted, carefully remove and correctly re-insert it following the procedure described in step 1.
4. To re-install the detector on its mounting base, turn the detector clockwise until the mating marks align.
5. After the power-up sequence, the green LED blinks twice every 12 seconds to indicate normal operation. If the battery is not installed correctly, the detector will not operate, and the battery may be damaged. If the detector does not power up, check that the battery is installed correctly and fully charged.
6. Test the detector as described in this document.

**CAUTION: CONSTANT EXPOSURES TO HIGH OR LOW TEMPERATURES OR HIGH HUMIDITY MAY REDUCE BATTERY LIFE.**

## Installation instructions

Select an accessible location that is not prone to tampering or accidental damage. The heat detector must be installed and maintained in accordance with the National Fire Protection Association's Standards (NFPA 72), the National Electrical Code and all local fire and electrical requirements. The mounting surface should be relatively flat and capable of accepting screws or anchors. The detector is to be installed in an indoor dry location. Exposure to weather or corrosive conditions may damage the unit. These detectors are not to be used with detector guards.

Do NOT Install Detectors in the Following Areas:

In or near areas where particles of combustion are normally present such as kitchens; in garages; near furnaces, hot water heaters, or gas space heaters. In very cold or very hot areas. In wet or excessively humid areas, or next to bathrooms with showers. In dusty, dirty, or insect-infested areas. Near fresh air inlets or returns or excessively drafty areas.

Consult NFPA 72, the local Authority Having Jurisdiction (AHJ), and/or applicable codes for specific information regarding the spacing and placement of detectors.

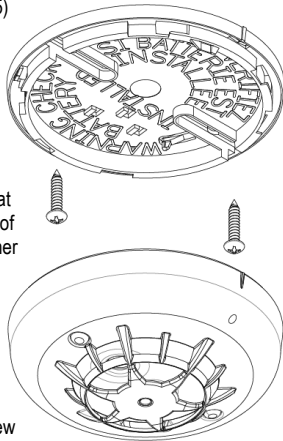
The HTD-432 PG2 (915-0:025)/HTD-432 PG2 (868-0:025)

/HTD-432 ME PG2 (868-0:025) wireless heat detector shall be installed and used within an environment that provides the pollution degree max 2 and over voltages category II in non-hazardous locations, indoor only. The equipment is designed to be installed by SERVICE PERSONS only; (SERVICE PERSON is defined as a person having the appropriate technical training and experience necessary to be aware of hazards to which that person may be exposed in performing a task and of measures to minimize the risks to that person or other persons).

### Mount detector backplate

**NOTE:** The alarm device should be installed by service persons only.

Once a suitable location is found, mount the detector backplate. Install the mounting base on the ceiling or on the wall (if local ordinances permit) using screw locations as required. Use the two screws and anchors provided. Maneuver the base so the screws are at the bend of the screw slots and secure.



## Mounting

Fit the detector inside the base by aligning it over the base. The detector's alignment notch should be slightly offset from the mounting base tamper release tab. Turn the detector clockwise until it clicks into place.

To activate the built-in anti-tamper lock, carefully remove the breakaway tab on the backplate.

## Device Enrollment

The device automatically enrolls on power up. For placement tests, remove the detector from its backplate for one second (tamper) and then reattach. Wait at least 30 seconds for the test result before activating again.

To enroll the device, complete the following steps:

1. Refer to the control panel installation manual for the complete set of enrollment instructions and testing procedures.
2. From the installation menu, enter the device enrollment option and select the option to add a new device.
3. Pull the enrollment tab or insert the battery to power on the device and begin the auto-enrollment process. You can also enter ID:203-xxxx (the number of the device that is printed on the label) or press the enroll button on the detector to begin the enrollment process if the device does not automatically enroll.
4. The first 3 digits of the Device ID indicate the device type. If the panel does not support ID: 203-XXXX, it enrolls in fall back operation as Smoke and Heat detector, ID:202-XXXX.
5. Select the desired zone number.
6. Configure any device parameters that are required.
7. Mount and test the detector.

## Test unit

**NOTE:** The central monitoring station, if used, should be notified prior to the test being generated. This prevents a false alarm and an unnecessary response from the central monitoring station.

To test the detector only, press and hold the Test button for less than five seconds. The sounder chirps to indicate that the unit is functioning properly. When the button is released, the chirping ceases. To test the detector and the alarm panel together, press and hold the Test button for more than 10 seconds. An alarm signal is sent to the control panel.

**NOTE:** Allow a minimum of 20 seconds after power up and after test, alarm or tamper

restore activations.

**NOTE:** The detector will not enter an alarm state when other internal faults are present.

## Owner's Instructions

### Testing the detector

*Follow the test procedure described here or contact your dealer or installer for testing instructions. It is recommended to test the entire alarm system at least once a week to verify the operation of all system functions.*

#### Detector unit test

To test the detector only, press and hold the Test button for less than five seconds. The sounder chirps to indicate that the unit is functioning correctly. When the button is released, the chirping ceases. If this does not occur, ensure battery is the correct type, in good condition, and installed correctly. To test the detector and the alarm panel together, press and hold the Test button for more than five seconds. An alarm signal is sent to the control panel.

#### Detector test

Before you test, complete the following steps:

1. Insert the battery and then mount the detector on the backplate.
2. After the battery is inserted, wait two minutes before testing. The detector enters into Local Diagnostic Test mode for 15 minutes.
3. It is recommended to perform the Periodic Test and use either the Installer code (Installer Diagnostic mode) or the User code (User Diagnostic mode) to test.

**CAUTION: The diagnostic test cannot be performed when the tamper is open.**

To perform a detector test, press and hold the Test button for less than 5 seconds. When the button is released, the Red LED flashes, followed by two loud alarm beeps.

In test mode, the detector tests heat and battery functions.

If the detector is in diagnostic mode, the detector performs the diagnostic test as described below.

#### Diagnostic test

The following sequence of events occur during a diagnostic test:

- A. The detector performs a link quality test.

**Note:** The detector must be in local or diagnostic mode to perform the link quality test. In diagnostic mode, if you press the Test button for more than 10 seconds, an alarm message is sent to the panel and a Temporal-3 alarm signal is sounded. After this sequence is completed, the device enters **Alarm in Memory** mode. To preserve

battery life, the device clears the indication after 30 minutes if it has not been cleared on the panel.

- B. If you press the test button for 4 seconds and then release, at the end of the diagnostic test the LED blinks three times. The following table indicates the received signal strength.

<b>LED Response</b>	Green LED blinks	Orange LED blinks	Red LED blinks	No blinks
<b>Reception</b>	Strong	Good	Poor	Paired, no communication

**IMPORTANT!** Reliable reception must be confirmed. Therefore, **poor** signal strength is not acceptable. If you receive a **poor** signal from the device, re-locate it and re-test until a **good** or **strong** signal strength is received. See the alarm system installation manual for detailed diagnostic tests. For UL/CUL installations, the test results must be **strong**.

### Owner's Maintenance

This detector is designed to require minimum maintenance. If the case is greasy, wipe gently with a soft cloth slightly dampened with soapy water.

**Never disassemble the detector; there are no user serviceable parts inside the unit. You may only remove the backplate to replace the battery if not serviced by an installer. When replacing the battery, follow the instructions specified in the Installation Instructions.**

**Never paint the unit. Paint may interfere with the proper operation of the unit. If you are planning renovations or repainting, take precautions to avoid dust, paint or chemical contamination to the detector.**

Installation, testing, and maintenance procedures shall be in accordance with NFPA72.

### Specifications

- **Regulatory Listings:** UL521 for HTD-432 ME PG2. CE for HTD-432 PG2.
- **Diameter:** 5 in (125 mm)
- **Height:** 2 in (50.8 mm)
- **Weight (including battery):** 7 oz (198.4 g)
- **Color:** White
- **Audible Signal (ANSI Temporal 3):** 85 dBA 10 feet (3.05 m) minimum in alarm
- **Heat Alarm Threshold:** 135 °F (57.5 °C);
- **Operating temperature:** 32°F-100°F (0°C-37.8°C)

- **Humidity:** 5 % - 93 % RH, non-condensing
- **Voltage:** 3V DC
- **Approved Batteries:** One battery: Panasonic CR123A or Duracell DL123A
- **Supervisory Transmission Frequency:** 128-second intervals

## WARRANTY

Visonic Limited (the "Manufacturer") warrants this product only (the "Product") to the original purchaser only (the "Purchaser") against defective workmanship and materials under normal use of the Product for a period of twelve (12) months from the date of shipment by the Manufacturer.

This Warranty is absolutely conditional upon the Product having been properly installed, maintained and operated under conditions of normal use in accordance with the Manufacturers recommended installation and operation instructions. Products which have become defective for any other reason, according to the Manufacturers discretion, such as improper installation, failure to follow recommended installation and operational instructions, neglect, willful damage, misuse or vandalism, accidental damage, alteration or tampering, or repair by anyone other than the manufacturer, are not covered by this Warranty.

There is absolutely no warranty on software, and all software products are sold as a user license under the terms of the software license agreement included with such Product.

The Manufacturer does not represent that this Product may not be compromised and/or circumvented or that the Product will prevent any death and/or personal injury and/or damage to property resulting from burglary, robbery, fire or otherwise, or that the Product will in all cases provide adequate warning or protection. The Product, properly installed and maintained, only reduces the risk of such events without warning and it is not a guarantee or insurance that such events will not occur.

Conditions to Void Warranty: This warranty applies only to defects in parts and workmanship relating to normal use of the Products. It does not cover:

- \* damage incurred in shipping or handling;
- \* damage caused by disaster such as fire, flood, wind, earthquake or lightning;
- \* damage due to causes beyond the control of the Seller such as excessive voltage, mechanical shock or water damage;
- \* damage caused by unauthorized attachment, alterations, modifications or foreign objects being used with or in conjunction with the Products;
- \* damage caused by peripherals (unless such peripherals were supplied by the Seller;
- \* defects caused by failure to provide a suitable installation environment for the products;
- \* damage caused by use of the Products for purposes other than those for which they were designed;
- \* damage from improper maintenance;
- \* damage arising out of any other abuse, mishandling or improper application of the Products.

Items Not Covered by Warranty: In addition to the items which void the Warranty, the following items shall not be covered by Warranty: (i) freight cost to the repair centre; (ii) customs fees, taxes, or VAT that may be due; (iii) Products which are not identified with the Seller's product label and lot number or serial number; (iv) Products disassembled or repaired in such a manner as to adversely affect performance or prevent adequate inspection or testing to verify any warranty claim. Access cards or tags returned for replacement under warranty will be credited or replaced at the Seller's option. THIS WARRANTY IS EXCLUSIVE AND EXPRESSLY IN LIEU OF ALL OTHER WARRANTIES, OBLIGATIONS OR LIABILITIES, WHETHER WRITTEN, ORAL, EXPRESS OR IMPLIED, INCLUDING ANY WARRANTY OF MERCHANTABILITY OR FITNESS FOR A PARTICULAR PURPOSE, OR OTHERWISE. IN NO CASE SHALL THE MANUFACTURER BE LIABLE TO ANYONE FOR ANY CONSEQUENTIAL OR INCIDENTAL DAMAGES FOR BREACH OF THIS WARRANTY OR ANY OTHER WARRANTIES WHATSOEVER, AS AFORESAID. THE MANUFACTURER SHALL IN NO EVENT BE LIABLE FOR ANY SPECIAL, INDIRECT, INCIDENTAL, CONSEQUENTIAL OR PUNITIVE DAMAGES OR FOR LOSS, DAMAGE, OR EXPENSE, INCLUDING LOSS OF USE, PROFITS, REVENUE, OR GOODWILL, DIRECTLY OR INDIRECTLY ARISING FROM PURCHASER'S USE OR

INABILITY TO USE THE PRODUCT, OR FOR LOSS OR DESTRUCTION OF OTHER PROPERTY OR FROM ANY OTHER CAUSE, EVEN IF MANUFACTURER HAS BEEN ADVISED OF THE POSSIBILITY OF SUCH DAMAGE. THE MANUFACTURER SHALL HAVE NO LIABILITY FOR ANY DEATH, PERSONAL AND/OR BODILY INJURY AND/OR DAMAGE TO PROPERTY OR OTHER LOSS WHETHER DIRECT, INDIRECT, INCIDENTAL, CONSEQUENTIAL OR OTHERWISE, BASED ON A CLAIM THAT THE PRODUCT FAILED TO FUNCTION. HOWEVER, IF THE MANUFACTURER IS HELD LIABLE, WHETHER DIRECTLY OR INDIRECTLY, FOR ANY LOSS OR DAMAGE ARISING UNDER THIS LIMITED WARRANTY, THE MANUFACTURER'S MAXIMUM LIABILITY (IF ANY) SHALL NOT IN ANY CASE EXCEED THE PURCHASE PRICE OF THE PRODUCT INVOLVED, WHICH SHALL BE FIXED AS LIQUIDATED DAMAGES AND NOT AS A PENALTY, AND SHALL BE THE COMPLETE AND EXCLUSIVE REMEDY AGAINST THE MANUFACTURER. SOME JURISDICTIONS DO NOT ALLOW THE EXCLUSION OR LIMITATION OF INCIDENTAL OR CONSEQUENTIAL DAMAGES, SO THESE LIMITATIONS MAY NOT APPLY UNDER CERTAIN CIRCUMSTANCES. When accepting the delivery of the Product, the Purchaser agrees to the said conditions of sale and warranty and he recognizes having been informed of.

The Manufacturer shall be under no liability whatsoever arising out of the corruption and/or malfunctioning of any telecommunication or electronic equipment or any programs.

The Manufacturers obligations under this Warranty are limited solely to repair and/or replace at the Manufacturer's discretion any Product or part thereof that may prove defective. Any repair and/or replacement shall not extend the original Warranty period. The Manufacturer shall not be responsible for dismantling and/or reinstallation costs. To exercise this Warranty the Product must be returned to the Manufacturer freight pre-paid and insured. All freight and insurance costs are the responsibility of the Purchaser and are not included in this Warranty.

This warranty shall not be modified, varied or extended, and the Manufacturer does not authorize any person to act on its behalf in the modification, variation or extension of this warranty. This warranty shall apply to the Product only. All products, accessories or attachments of others used in conjunction with the Product, including batteries, shall be covered solely by their own warranty, if any. The Manufacturer shall not be liable for any damage or loss whatsoever, whether directly, indirectly, incidentally, consequentially or otherwise, caused by the malfunction of the Product due to products, accessories, or attachments of others, including batteries, used in conjunction with the Products. This Warranty is exclusive to the original Purchaser and is not assignable.

This Warranty is in addition to and does not affect your legal rights. Any provision in this warranty which is contrary to the Law in the state or country where the Product is supplied shall not apply.

Governing Law: This disclaimer of warranties and limited warranty are governed by the domestic laws of Israel. Warning

The user must follow the Manufacturer's installation and operational instructions including testing the Product and its whole system at least once a week and to take all necessary precautions for his/her safety and the protection of his/her property.

\* In case of a conflict, contradiction or interpretation between the English version of the warranty and other versions, the English version shall prevail.

# END-USER LICENSE AGREEMENT

IMPORTANT - READ THIS END-USER LICENSE AGREEMENT ("EULA") CAREFULLY BEFORE OPENING THE DISK PACKAGE, DOWNLOADING THE SOFTWARE OR INSTALLING, COPYING OR OTHERWISE USING THE SOFTWARE. THIS EULA IS A LEGAL AGREEMENT BETWEEN YOU AND VISONIC LTD. ("TYCO") AND GOVERNS YOUR USE OF THE SOFTWARE ACCOMPANYING THIS EULA, WHICH SOFTWARE INCLUDES COMPUTER SOFTWARE AND MAY INCLUDE MEDIA, PRINTED MATERIALS, AND "ON-LINE" OR ELECTRONIC DOCUMENTATION (COLLECTIVELY, THE "SOFTWARE"). BY BREAKING THE SEAL ON THIS PACKAGE, DOWNLOADING THE SOFTWARE OR INSTALLING, COPYING OR OTHERWISE USING THE SOFTWARE, YOU AGREE TO BE BOUND BY THE TERMS OF THIS EULA. IF YOU DO NOT AGREE TO ALL OF THE TERMS AND CONDITIONS OF THIS EULA, DO NOT OPEN, DOWNLOAD, INSTALL, COPY OR OTHERWISE USE THE SOFTWARE.

1. SCOPE OF LICENSE. The Software may include computer code, program files and any associated media, hardware or software keys, printed material and electronic documentation. The Software may be provided to you pre-installed on a storage device (the media) as part of a computer system or other hardware or device ("System"). The Software is protected by copyright laws and international copyright treaties, as well as other intellectual property laws and treaties. All title and intellectual property rights in and to the Software (including but not limited to any images, photographs, and text incorporated into the Software), the accompanying printed materials, and any copies of the Software, are owned by Tyco and/or its suppliers. The Software is licensed, not sold. All rights not expressly granted under this EULA are reserved by Tyco and its suppliers.
2. GRANT OF LICENSE. This EULA grants you the following rights on a non-exclusive basis:
  - a. General. This EULA permits you to use the Software for which you have purchased this EULA. Once you have purchased licenses for the number of copies of the Software that you require, you may use the Software and accompanying material provided that you install and use no more than the licensed number of copies at one time. The Software is only licensed for use with specified Licensor-supplied Systems. If the Software is protected by a software or hardware key or other device, the Software may be used on any computer on which the key is installed. If the key locks the Software to a particular System, the Software may only be used on that System.
  - b. Locally Stored Components. The Software may include a software code component that may be stored and operated locally on one or more devices. Once you have paid the required license fees for these devices (as determined by Tyco in its sole discretion), you may install and/or use one copy of such component of the Software on each of the devices as licensed by Tyco. You may then use, access, display, run or otherwise interact with ("use") such component of the Software in connection with operating the device on which it is installed solely in the manner set forth in any accompanying documentation or, in the absence of such, solely in the manner contemplated by the nature of the Software.
  - c. Remotely Stored Components. The Software may also include a software code component for operating one or more devices remotely. You may install and/or use one copy of such component of the Software on a remote storage device on an internal network with all of the devices and may operate such component with each device over the internal network solely in the manner set forth in any accompanying documentation or, in the absence of such, solely in the manner contemplated by the nature of the Software; provided however, you must still acquire the required number of licenses for each of the devices with which such component is to be operated.
  - d. Embedded Software/Firmware. The Software may also include a software code component that is resident in a device as provided by Tyco for operating that device. You may use such component of the Software solely in connection with the use of that device, but may not retrieve, copy or otherwise

transfer that software component to any other media or device without Tyco's express prior written authorization.

- e. Backup Copy. You may make a back-up copy of the Software (other than embedded software) solely for archival purposes, which copy may only be used to replace a component of the Software for which you have current valid license. Except as expressly provided in this EULA, you may not otherwise make copies of the Software, including the printed materials.
3. OTHER RIGHTS AND LIMITATIONS. Your use of the Software is subject to the following additional limitations. Failure to comply with any of these restrictions will result in automatic termination of this EULA and will make available to Tyco other legal remedies.
    - a. Limitations on Reverse Engineering and Derivative Works. You may not reverse engineer, decompile, or disassemble the Software, and any attempt to do so shall immediately terminate this EULA - except and only to the extent that such activity may be expressly permitted by applicable law notwithstanding this limitation. You may not make any changes or modifications to any portion of the Software, or create any derivative works, without the written permission of an officer of Tyco (except as provided in Section 3(f) of this EULA with respect to "open source" software). You may not remove any proprietary notices, marks or labels from the Software. You shall institute reasonable measures to ensure compliance with the terms and conditions of this EULA by your personnel and agents.
    - b. Copyright Notices. You must maintain all copyright notices on all copies of the Software.
    - c. Transfer. You may only transfer your rights under this EULA (i) as part of a permanent sale or transfer of all of the devices for which the Software is licensed as applicable; (ii) if you transfer all of the Software (including all component parts, the media and printed materials, any upgrades and this EULA); (iii) if you do not retain any copies of any portion of the Software; (iv) if the recipient agrees to the terms of this EULA; and (v) if the Software is an upgrade, such transfer must also include all prior versions of the Software. You agree that failure to meet all of these conditions renders such transfer null and void.
    - d. Termination. Without prejudice to any other rights, Tyco may terminate this EULA if you fail to comply with the terms and conditions herein. In such event, you must immediately destroy all copies of the Software and all of its component parts. To the extent the Software is embedded in hardware or firmware, you will provide prompt access to Tyco or its representative to remove or lock Software features or functionality as Tyco determines.
    - e. Subsequent EULA. Tyco may also supersede this EULA with a subsequent EULA pursuant to providing you with any future component, release, upgrade or other modification or addition to the Software. Similarly, to the extent that the terms of this EULA conflict with any prior EULA or other agreement between you and Tyco regarding the Software, the terms of this EULA shall prevail.
    - f. Incorporation of "Open Source" and other Third Party Software. Portions of the Software may be subject to certain third party license agreements governing the use, copying, modification, redistribution and warranty of those portions of the Software, including what is commonly known as "open source" software. A copy of each applicable third party license can be found in the file README.TXT or other documentation accompanying the Software. Such open source software is not subject to any warranty and indemnity set forth in this EULA. By using the Software you are also agreeing to be bound to the terms of such third party licenses. If provided for in the applicable third party license, you have a right to receive source code for such software for use and distribution in any program that you create, so long as you in turn agree to be bound to the terms of the applicable third party license, and your programs are distributed under the terms of that license. A copy of such source code may be obtained free of charge by contacting your Tyco representative.

- g. Trademarks. This EULA does not grant you any rights in connection with any trademarks or service marks of Tyco, its affiliates or its suppliers.
  - h. Rental. You may not sublicense, rent, lease or lend the Software. You may not make it available to others or post it on a server or web site or otherwise distribute it.
  - i. Software Keys. The hardware/software key, where applicable, is your proof of license to exercise the rights granted herein and must be retained by you. Lost or stolen keys will not be replaced.
  - j. Demonstration and Evaluation Copies. A demonstration or evaluation copy of the Software is covered by this EULA; provided that the licenses contained herein shall expire at the end of the demonstration or evaluation period.
  - k. Registration of Software. The Software may require registration with Tyco prior to use. If you do not register the Software, this EULA is automatically terminated and you may not use the Software.
  - l. Additional Restrictions. The Software may be subject to additional restrictions and conditions on use as specified in the documentation accompanying such Software, which additional restrictions and conditions are hereby incorporated into and made a part of this EULA.
  - m. Upgrades and Updates. To the extent Tyco makes them available, Software upgrades and updates may only be used to replace all or part of the original Software that you are licensed to use. Software upgrades and updates do not increase the number of copies licensed to you. If the Software is an upgrade of a component of a package of Software programs that you licensed as a single product, the Software may be used and transferred only as part of that single product package and may not be separated for use on more than one computer or System. Software upgrades and updates downloaded free of charge via a Tyco authorized World Wide Web or FTP site may be used to upgrade multiple Systems provided that you are licensed to use the original Software on those Systems.
  - n. Tools and Utilities. Software distributed via a Tyco-authorized World Wide Web or FTP site (or similar Tyco-authorized distribution means) as a tool or utility may be copied and installed without limitation provided that the Software is not distributed or sold and the Software is only used for the intended purpose of the tool or utility and in conjunction with Tyco products. All other terms and conditions of this EULA continue to apply.
4. EXPORT RESTRICTIONS. You agree that you will not export, re-export or transfer any portion of the Software, or any direct product thereof (the foregoing collectively referred to as the "Restricted Components"), to IRAN, NORTH KOREA, SYRIA, CUBA and SUDAN, including any entities or persons in those countries, either directly or indirectly ("Tyco's Position"). You also agree that you will not export, re-export or transfer the Restricted Components to any other countries except in full compliance with all applicable governmental requirements, including but not limited to applicable economic sanctions and constraints administered by any Israeli governmental authority, including, but not limited to the Israeli Ministry of Defense, by any applicable treaty, applicable export control measures administered by Israel, U.S. Treasury Department and applicable export control measures administered by the U.S. Department of Commerce and U.S. Department of State, any other U.S. government agencies, and measures administered by the European Union or the government agencies of any other countries. Any violation by you of the applicable laws or regulations of the U.S. or any other government, or where you breach Tyco's Position notwithstanding whether or not this is contrary to any aforementioned applicable laws or regulations, will result in automatic termination of this EULA.
5. U.S. GOVERNMENT RESTRICTED RIGHTS. The Software is Commercial Computer Software provided with "restricted rights" under Federal Acquisition Regulations and agency supplements to them. Any use, duplication or disclosure by the U.S. Government is subject to restrictions as set forth in subparagraph

(c)(1)(ii) of the Rights in Technical Data and Computer Software clause at DFAR 255.227-7013 et. seq. or 252.211-7015, or subparagraphs (a) through (d) of the Commercial Computer Software Restricted Rights at FAR 52.227-19, as applicable, or similar clauses in the NASA FAR Supplement. Contractor/manufacturer is Visonic Ltd., 24 Habazar St., Tel-Aviv, Israel 69710.

6. LIMITATION OF LIABILITY & EXCLUSION OF DAMAGES.

- a. LIMITATION OF LIABILITY. IN NO EVENT WILL TYCO'S AGGREGATE LIABILITY (INCLUDING, BUT NOT LIMITED TO, LIABILITY FOR NEGLIGENCE, STRICT LIABILITY, BREACH OF CONTRACT, MISREPRESENTATION AND OTHER CONTRACT OR TORT CLAIMS) ARISING FROM OR RELATED TO THIS EULA, OR THE USE OF THE SOFTWARE, EXCEED THE AMOUNT OF FEES YOU PAID TO TYCO OR ITS RESELLER FOR THE SOFTWARE THAT GIVES RISE TO SUCH LIABILITY. BECAUSE AND TO THE EXTENT THAT SOME JURISDICTIONS DO NOT ALLOW THE EXCLUSIONS OR LIMITATIONS OF LIABILITY ABOVE, THESE MAY NOT APPLY TO YOU.
- b. EXCLUSION OF OTHER DAMAGES. UNDER NO CIRCUMSTANCES SHALL TYCO OR ANY OF ITS RESELLERS OR LICENSORS BE LIABLE FOR ANY OF THE FOLLOWING: (I) THIRD PARTY CLAIMS; (II) LOSS OR DAMAGE TO ANY SYSTEMS, RECORDS OR DATA, OR LIABILITIES RELATED TO A VIOLATION OF AN INDIVIDUAL'S PRIVACY RIGHTS; OR (III) INDIRECT, INCIDENTAL, SPECIAL, CONSEQUENTIAL, PUNITIVE, RELIANCE, OR COVER DAMAGES (INCLUDING WITHOUT LIMITATION, LOSS OF PROFITS, BUSINESS INTERRUPTION, LOSS OF DATA OR BUSINESS INFORMATION AND LOST SAVINGS). IN EACH CASE EVEN IF TYCO HAS BEEN ADVISED OF THE POSSIBILITY OF SUCH DAMAGES. YOU ARE SOLELY RESPONSIBLE AND LIABLE FOR VERIFYING THE SECURITY, ACCURACY AND ADEQUACY OF ANY OUTPUT FROM THE SOFTWARE, AND FOR ANY RELIANCE THEREON. SOME JURISDICTIONS DO NOT ALLOW THE EXCLUSION OF INCIDENTAL OR CONSEQUENTIAL DAMAGES, OR THE LIMITATION ON HOW LONG AN IMPLIED WARRANTY LASTS, SO SOME OF THE ABOVE LIMITATIONS MAY APPLY TO YOU ONLY TO THE EXTENT PERMITTED BY THOSE LAWS.

GENERAL. If any provision of this EULA is found to be unlawful, void, or for any reason unenforceable, then that provision shall be severed from this EULA and shall not affect the validity and enforceability of the remaining provisions. You should retain proof of the license fee paid, including model number, serial number and date of payment, and present such proof of payment when seeking service or assistance covered by the warranty set forth in this EULA. This EULA is governed by the laws of Israel, without giving effect to any choice or conflict of law provision or rule that would cause the application of the laws of any jurisdiction other than Israel. Each of the Parties submits to the exclusive jurisdiction of any court sitting in Tel Aviv, Israel for purposes of resolving any and all disputes arising under or related to these terms and conditions. The parties specifically exclude the application of the provisions of the United Nations Convention on Contracts for the International Sale of Goods. To read this End-User License Agreement in other languages, please go to [www.visonic.com](http://www.visonic.com).

## Regulatory Information

The device HTD-432 PG2 has a recommended service life of 10 years under normal conditions of use. Please refer to the label applied to the device indicating the recommended replacement year. This manual shall be used in conjunction with the Installation Manual of the alarm control panel. All the instructions specified within that manual must be observed.

Frequency band	Maximum power
868.0 MHz - 868.6 MHz	14 mW / 11.46 dBm
868.7 MHz - 869.2 MHz	14 mW / 11.46 dBm
912 MHz – 919 MHz	14 mW / 11.46 dBm

Hereby, Visonic Ltd. declares that the radio equipment type HTD-432 PG2 is in compliance with Directive 2014/53/EU. The full text of the EU declaration of conformity is available at the following internet address: <http://www.visonic.com/download-center>.

Regulatory Listings: UL521/ULC-S531 for HTD-432 ME PG2.

The HTD-432 ME PG2 has been listed by UL/ULC for residential fire applications in accordance with the requirements in the Standard UL985/ULC-S545, when used in conjunction with compatible panels identified in this manual.

The HTD-432 ME PG2 has been listed by UL for residential fire applications in accordance with the requirements in the Standard UL985, when used in conjunction with compatible panel Qolsys IQPanel2 ME. The HTD-432 PG2 has been listed by UL for residential fire applications in accordance with the requirements in the Standard UL985, when used in conjunction with compatible panel Qolsys IQPanel2 ME.

### FCC MODIFICATION STATEMENT

Visonic Ltd. has not approved any changes or modifications to this device by the user. Any changes or modifications could void the user's authority to operate the equipment. Visonic Ltd. n'approuve aucune modification apportée à l'appareil par l'utilisateur, quelle qu'en soit la nature. Tout changement ou modification peuvent annuler le droit d'utilisation de l'appareil par l'utilisateur.

### FCC AND ISED CANADA INTERFERENCE STATEMENT

This device complies with Part 15 of the FCC Rules. Operation is subject to the following two conditions: (1) this device may not cause interference, and (2) this device must accept any interference, including interference that may cause undesired operation of the device. This device complies with ISED Canada licence-exempt RSS standard(s). Operation is subject to the following two conditions: (1) this device may not cause interference, and (2) this device must accept any interference, including interference that may cause undesired operation of the device.

Le présent appareil est conforme aux CNR d'ISED Canada applicables aux appareils radio exempts de licence. L'exploitation est autorisée aux deux conditions suivantes: (1) l'appareil ne doit pas produire de brouillage, et (2) l'utilisateur de l'appareil doit accepter tout brouillage

radio électrique subi, même si le brouillage est susceptible d'en compromettre le fonctionnement.

**FCC CLASS B DIGITAL DEVICE NOTICE** -This equipment has been tested and found to comply with the limits for a Class B digital device, pursuant to part 15 of the FCC Rules. These limits are designed to provide reasonable protection against harmful interference in a residential installation. This equipment generates uses and can radiate radio frequency energy and, if not installed and used in accordance with the instructions, may cause harmful interference to radio communications. However, there is no guarantee that interference will not occur in a particular installation. If this equipment does cause harmful interference to radio or television reception, which can be determined by turning the equipment off and on, the user is encouraged to try to correct the interference by one or more of the following measures:

- Reorient or relocate the receiving antenna.
- Increase the separation between the equipment and receiver.
- Connect the equipment into an outlet on a circuit different from that to which the receiver is connected.
- Consult the dealer or experienced radio/television technician for help.



#### W. E. E. Product Recycling Declaration

For information regarding the recycling of this product you must contact the company from which you originally purchased it. If you are discarding this product and not returning it for repair then you must ensure that it is returned as identified by your supplier. This product is not to be thrown away with everyday waste. Directive 2012/19/EC Waste Electrical and Electronic Equipment.

© 2021 Johnson Controls. All rights reserved. JOHNSON CONTROLS is a registered trademark. Unauthorized use is strictly prohibited.

D-308432 HTD-432/HTD-432 ME PG2 Wireless Heat Detector Rev. 0 (08/21)

EMAIL: [info@visonic.com](mailto:info@visonic.com)

Website: [www.visonic.com](http://www.visonic.com)



**HTD-432 PG2 (915-0-025)/HTD-432 PG2 (868-0-025)/HTD-432 ME PG2 (868-0-025) wireless heat detector**

To download the full manual for this product, go to <https://www.visonic.com/download-center> or scan the QR code.

**FCC COMPLIANCE STATEMENT**

This device complies with Part 15 of the FCC Rules and with ISED license-exempt RSS standard(s). Operation is subject to the following two conditions: (1) This device may not cause harmful interference, and (2) this device must accept any interference received, including interference that may cause undesired operation.

Le présent appareil est conforme aux CNR d'Industrie Canada applicables aux appareils radio exempts de licence. L'exploitation est autorisée aux deux conditions suivantes: (1) l'appareil ne doit pas produire de brouillage, et (2) l'utilisateur de l'appareil doit accepter tout brouillage radioélectrique subi, même si le brouillage est susceptible d'en compromettre le fonctionnement.

To comply with FCC Section 1.1310 for human exposure to radio frequency electromagnetic fields and IC requirements, implement the following instruction: A distance of at least 20 cm between the equipment and all persons should be maintained during the operation of the equipment.

Le dispositif doit être placé à une distance d'au moins 20 cm à partir de toutes les personnes au cours de son fonctionnement normal. Les antennes utilisées pour ce produit ne doivent pas être situées ou exploitées conjointement avec une autre antenne ou transmetteur.

**NOTE:** This equipment has been tested and found to comply with the limits for a Class B digital device, pursuant to part 15 of the FCC Rules. These limits are designed to provide reasonable protection against harmful interference in a residential installation. This equipment generates, uses and can radiate radio frequency energy and, if not installed and used in accordance with the instructions, may cause harmful interference to radio communications. However, there is no guarantee that interference will not occur in a particular installation. If this equipment does cause harmful interference to radio or television reception, which can be determined by turning the equipment off and on, the user is encouraged to try to correct the interference by one or more of the following measures: Reorient or relocate the receiving antenna. Increase the separation between the equipment and receiver. Connect the equipment into an outlet on a circuit different from that to which the receiver is connected. Consult the dealer or an experienced radio/TV technician for help.

**WARNING!** Changes or modifications to this unit not expressly approved by the party responsible for compliance could void the user's authority to operate the equipment.

This device has been tested and found to comply with the limits for a Class B digital device, pursuant to Part 15 of the FCC Rules. These limits are designed to provide reasonable protection against harmful interference in residential installations. This equipment generates uses and can radiate radio frequency energy and, if not installed and used in accordance with the instructions, may cause harmful interference to radio and television reception. However, there is no guarantee that interference will not occur in a particular installation. If this device does cause such interference, which can be verified by turning the device off and on, the user is encouraged to eliminate the interference by one or more of the following measures:

- Re-orient or re-locate the receiving antenna.
- Increase the distance between the device and the receiver.
- Connect the device to an outlet on a circuit different from the one that supplies power to the receiver.
- Consult the dealer or an experienced radio/TV technician.

**NOTE: FCC statement only applies to 915MHz version**

**Innovation Science and Economic Development Canada (ISED) Statement**

This equipment complies with FCC and ISED Canada RF radiation exposure limits set forth for an uncontrolled environment.

IC: XXXXXX. The term IC before the radio certification number signifies that the ISED technical specifications were met. This Class B digital apparatus complies with Canadian ICES-003. This device complies with RSS-247 of ISED. Operation is subject to the following two conditions: (1) this device may not cause interference, and (2) this device must accept any interference, including interference that may cause undesired operation of the device.

**Innovation, Sciences et Développement économique Canada (ISDE)**

Le présent appareil est conforme aux CNR d'ISDE Canada applicables aux appareils radio exempts de licence.

Cet appareil numérique de la classe B est conforme à la norme NMB-003 du Canada. Ce dispositif satisfait aux exigences d'ISDE, prescrites dans le document CNR-247. son utilisation est autorisée seulement aux conditions suivantes: (1) il ne doit pas produire de brouillage et (2) l'utilisateur du dispositif doit être prêt à accepter tout brouillage radioélectrique reçu, même si ce brouillage est susceptible de compromettre le fonctionnement du dispositif.

**WARRANTY**

Visonic Limited (the "Manufacturer") warrants this product only (the "Product") to the original purchaser only (the "Purchaser") against defective workmanship and materials under normal use of the Product for a period of twelve (12) months from the date of shipment by the Manufacturer.

This Warranty is absolutely conditional upon the Product having been properly installed, maintained and operated under conditions of normal use in accordance with the Manufacturers recommended installation and operation instructions. Products which have become defective for any other reason, according to the Manufacturers discretion, such as improper installation, failure to follow recommended installation and operational instructions, neglect, willful damage, misuse or vandalism, accidental damage, alteration or tampering, or repair by anyone other than the manufacturer, are not covered by this Warranty.

There is absolutely no warranty on software, and all software products are sold as a user license under the terms of the software license agreement included with such Product.

The Manufacturer does not represent that this Product may not be compromised and/or circumvented or that the Product will prevent any death and/or personal injury and/or damage to property resulting from burglary, robbery, fire or otherwise, or that the Product will in all cases provide adequate warning or protection. The Product, properly installed and maintained, only reduces the risk of such events without warning and it is not a guarantee or insurance that such events will not occur.

Conditions to Void Warranty: This warranty applies only to defects in parts and workmanship relating to normal use of the Products. It does not cover:

- \* damage incurred in shipping or handling;
- \* damage caused by disaster such as fire, flood, wind, earthquake or lightning;
- \* damage due to causes beyond the control of the Seller such as excessive voltage, mechanical shock or water damage;
- \* damage caused by unauthorized attachment, alterations, modifications or foreign objects being used with or in conjunction with the Products;
- \* damage caused by peripherals (unless such peripherals were supplied by the Seller);
- \* defects caused by failure to provide a suitable installation environment for the products;
- \* damage caused by use of the Products for purposes other than those for which they were designed;
- \* damage from improper maintenance;
- \* damage arising out of any other abuse, mishandling or improper application of the Products.

Items Not Covered by Warranty: In addition to the items which void the Warranty, the following items shall not be covered by Warranty: (i) freight cost to the repair centre; (ii) customs fees, taxes, or VAT that may be due; (iii) Products which are not identified with the Seller's product label and lot number or serial number; (iv) Products disassembled or repaired in such a manner as to adversely affect performance or prevent adequate inspection or testing to verify any warranty claim. Access cards or tags returned for replacement under warranty will be credited or replaced at the Seller's option. THIS WARRANTY IS EXCLUSIVE AND EXPRESSLY IN LIEU OF ALL OTHER WARRANTIES, OBLIGATIONS OR LIABILITIES, WHETHER WRITTEN, ORAL, EXPRESS OR IMPLIED, INCLUDING ANY WARRANTY OF MERCHANTABILITY OR FITNESS FOR A PARTICULAR PURPOSE, OR OTHERWISE. IN NO CASE SHALL THE MANUFACTURER BE LIABLE TO ANYONE FOR ANY CONSEQUENTIAL OR INCIDENTAL DAMAGES FOR BREACH OF THIS WARRANTY OR ANY OTHER WARRANTIES WHATSOEVER, AS AFORESAID. THE MANUFACTURER SHALL IN NO EVENT BE LIABLE FOR ANY SPECIAL, INDIRECT, INCIDENTAL, CONSEQUENTIAL OR PUNITIVE DAMAGES OR FOR LOSS, DAMAGE, OR EXPENSE, INCLUDING LOSS OF USE, PROFITS, REVENUE, OR GOODWILL, DIRECTLY OR INDIRECTLY ARISING FROM PURCHASER'S USE OR INABILITY TO USE THE PRODUCT, OR FOR LOSS OR DESTRUCTION OF OTHER PROPERTY OR FROM ANY OTHER CAUSE, EVEN IF MANUFACTURER HAS BEEN ADVISED OF THE POSSIBILITY OF SUCH DAMAGE. THE MANUFACTURER SHALL HAVE NO LIABILITY FOR ANY DEATH, PERSONAL AND/OR BODILY INJURY AND/OR DAMAGE TO PROPERTY OR OTHER LOSS WHETHER DIRECT, INDIRECT, INCIDENTAL, CONSEQUENTIAL OR OTHERWISE, BASED ON A CLAIM THAT THE PRODUCT FAILED TO FUNCTION. HOWEVER, IF THE MANUFACTURER IS HELD LIABLE, WHETHER DIRECTLY OR INDIRECTLY, FOR ANY LOSS OR DAMAGE ARISING UNDER THIS LIMITED WARRANTY, THE MANUFACTURER'S MAXIMUM LIABILITY (IF ANY) SHALL NOT IN ANY CASE EXCEED THE PURCHASE PRICE OF THE PRODUCT INVOLVED, WHICH SHALL BE FIXED AS LIQUIDATED DAMAGES AND NOT AS A PENALTY, AND SHALL BE THE COMPLETE AND EXCLUSIVE REMEDY AGAINST THE MANUFACTURER. SOME JURISDICTIONS DO NOT ALLOW THE EXCLUSION OR LIMITATION OF INCIDENTAL OR CONSEQUENTIAL DAMAGES, SO THESE LIMITATIONS MAY NOT APPLY UNDER CERTAIN CIRCUMSTANCES.

When accepting the delivery of the Product, the Purchaser agrees to the said conditions of sale and warranty and he recognizes having been informed of.

The Manufacturer shall be under no liability whatsoever arising out of the corruption and/or malfunctioning of any telecommunication or electronic equipment or any programs.

The Manufacturer's obligations under this Warranty are limited solely to repair and/or replace at the Manufacturer's discretion any Product or part thereof that may prove defective. Any repair and/or replacement shall not extend the original Warranty period. The Manufacturer shall not be responsible for dismantling and/or reinstallation costs. To exercise this Warranty the Product must be returned to the Manufacturer freight pre-paid and insured. All freight and insurance costs are the responsibility of the Purchaser and are not included in this Warranty.

This warranty shall not be modified, varied or extended, and the Manufacturer does not authorize any person to act on its behalf in the modification, variation or extension of this warranty. This warranty shall apply to the Product only. All products, accessories or attachments of others used in conjunction with the Product, including batteries, shall be covered solely by their own warranty, if any. The Manufacturer shall not be liable for any damage or loss whatsoever, whether directly, indirectly, incidentally, consequentially or otherwise, caused by the malfunction of the Product due to products, accessories, or attachments of others, including batteries, used in conjunction with the Products. This Warranty is exclusive to the original Purchaser and is not assignable.

This Warranty is in addition to and does not affect your legal rights. Any provision in this warranty which is contrary to the Law in the state or country where the Product is supplied shall not apply.

Governing Law: This disclaimer of warranties and limited warranty are governed by the domestic laws of Israel. Warning The user must follow the Manufacturer's installation and operational instructions including testing the Product and its whole system at least once a week and to take all necessary precautions for his/her safety and the protection of his/her property. \*In case of a conflict, contradiction or interpretation between the English version of the warranty and other versions, the English version shall prevail.

© 2021 Johnson Controls. All rights reserved. JOHNSON CONTROLS is a registered trademark. Unauthorized use is strictly prohibited.

D-308643 HTD-432/HTD-432 ME PG2 Wireless Heat Detector Rev. 0 (08/21)



D-308643