




1. Figure
The EUT-Inside View




2. Figure
The EUT-Inside View



3. Figure
PCB of the EUT-Front View



4. Figure
PCB of the EUT-Back View



Antenna

-
 VBT
 +

C17

S-1802 VER1.0
 K-056AG
 2015/04/10

08 C7 08 C18 05 C4 C3 C2 C11 C12 C13 C14 C15 C1 C10 R6 R4 R3 R2 R1 R7 R5 R0 C0 C17 C9