

Test setup photos - radiated emissions




Figure 1 Arrangement for the measurement of radiated emissions




Figure 2 Arrangement for the measurement of radiated emissions




Figure 3 Arrangement for the measurement of radiated emissions




Figure 4 Arrangement for the measurement of radiated emissions (9 kHz to 30 MHz)




Figure 5 Arrangement for the measurement of radiated emissions (30 MHz to 1 GHz)




Figure 6 Arrangement for the measurement of radiated emissions (1 GHz to 5 GHz)