



<b>Ant. No.</b>	Ant 1																														
<b>Ant. Pol.</b>	Horizontal																														
<b>Test Mode:</b>	TX 802.11a Mode 5745MHz (U-NII-3)																														
<b>Remark:</b>	No report for the emission which more than 20 dB below the prescribed limit.																														
<table border="1"> <thead> <tr> <th>No.</th> <th>Frequency (MHz)</th> <th>Reading (dBuV)</th> <th>Factor (dB/m)</th> <th>Level (dBuV/m)</th> <th>Limit (dBuV/m)</th> <th>Margin (dB)</th> <th>Detector</th> </tr> </thead> <tbody> <tr> <td>1 *</td> <td>11489.505</td> <td>22.81</td> <td>15.09</td> <td>37.90</td> <td>54.00</td> <td>-16.10</td> <td>AVG</td> </tr> <tr> <td>2</td> <td>11489.863</td> <td>38.40</td> <td>15.09</td> <td>53.49</td> <td>74.00</td> <td>-20.51</td> <td>peak</td> </tr> </tbody> </table>								No.	Frequency (MHz)	Reading (dBuV)	Factor (dB/m)	Level (dBuV/m)	Limit (dBuV/m)	Margin (dB)	Detector	1 *	11489.505	22.81	15.09	37.90	54.00	-16.10	AVG	2	11489.863	38.40	15.09	53.49	74.00	-20.51	peak
No.	Frequency (MHz)	Reading (dBuV)	Factor (dB/m)	Level (dBuV/m)	Limit (dBuV/m)	Margin (dB)	Detector																								
1 *	11489.505	22.81	15.09	37.90	54.00	-16.10	AVG																								
2	11489.863	38.40	15.09	53.49	74.00	-20.51	peak																								
<b>Remarks:</b> 1.Factor (dB/m) = Antenna Factor (dB/m)+Cable Factor (dB)-Pre-amplifier Factor 2.Margin value = Level -Limit value																															

<b>Ant. No.</b>	Ant 1																														
<b>Ant. Pol.</b>	Vertical																														
<b>Test Mode:</b>	TX 802.11a Mode 5745MHz (U-NII-3)																														
<b>Remark:</b>	No report for the emission which more than 20 dB below the prescribed limit.																														
<table border="1"> <thead> <tr> <th>No.</th> <th>Frequency (MHz)</th> <th>Reading (dBuV)</th> <th>Factor (dB/m)</th> <th>Level (dBuV/m)</th> <th>Limit (dBuV/m)</th> <th>Margin (dB)</th> <th>Detector</th> </tr> </thead> <tbody> <tr> <td>1</td> <td>11489.246</td> <td>38.64</td> <td>15.09</td> <td>53.73</td> <td>74.00</td> <td>-20.27</td> <td>peak</td> </tr> <tr> <td>2 *</td> <td>11490.146</td> <td>22.77</td> <td>15.09</td> <td>37.86</td> <td>54.00</td> <td>-16.14</td> <td>AVG</td> </tr> </tbody> </table>								No.	Frequency (MHz)	Reading (dBuV)	Factor (dB/m)	Level (dBuV/m)	Limit (dBuV/m)	Margin (dB)	Detector	1	11489.246	38.64	15.09	53.73	74.00	-20.27	peak	2 *	11490.146	22.77	15.09	37.86	54.00	-16.14	AVG
No.	Frequency (MHz)	Reading (dBuV)	Factor (dB/m)	Level (dBuV/m)	Limit (dBuV/m)	Margin (dB)	Detector																								
1	11489.246	38.64	15.09	53.73	74.00	-20.27	peak																								
2 *	11490.146	22.77	15.09	37.86	54.00	-16.14	AVG																								
<b>Remarks:</b> 1.Factor (dB/m) = Antenna Factor (dB/m)+Cable Factor (dB)-Pre-amplifier Factor 2.Margin value = Level -Limit value																															



<b>Ant. No.</b>	Ant 1																														
<b>Ant. Pol.</b>	Horizontal																														
<b>Test Mode:</b>	TX 802.11a Mode 5785MHz (U-NII-3)																														
<b>Remark:</b>	No report for the emission which more than 20 dB below the prescribed limit.																														
<table border="1"> <thead> <tr> <th>No.</th> <th>Frequency (MHz)</th> <th>Reading (dBuV)</th> <th>Factor (dB/m)</th> <th>Level (dBuV/m)</th> <th>Limit (dBuV/m)</th> <th>Margin (dB)</th> <th>Detector</th> </tr> </thead> <tbody> <tr> <td>1 *</td> <td>11569.339</td> <td>23.61</td> <td>15.23</td> <td>38.84</td> <td>54.00</td> <td>-15.16</td> <td>AVG</td> </tr> <tr> <td>2</td> <td>11570.951</td> <td>38.91</td> <td>15.23</td> <td>54.14</td> <td>74.00</td> <td>-19.86</td> <td>peak</td> </tr> </tbody> </table>								No.	Frequency (MHz)	Reading (dBuV)	Factor (dB/m)	Level (dBuV/m)	Limit (dBuV/m)	Margin (dB)	Detector	1 *	11569.339	23.61	15.23	38.84	54.00	-15.16	AVG	2	11570.951	38.91	15.23	54.14	74.00	-19.86	peak
No.	Frequency (MHz)	Reading (dBuV)	Factor (dB/m)	Level (dBuV/m)	Limit (dBuV/m)	Margin (dB)	Detector																								
1 *	11569.339	23.61	15.23	38.84	54.00	-15.16	AVG																								
2	11570.951	38.91	15.23	54.14	74.00	-19.86	peak																								
<b>Remarks:</b> 1.Factor (dB/m) = Antenna Factor (dB/m)+Cable Factor (dB)-Pre-amplifier Factor 2.Margin value = Level -Limit value																															

<b>Ant. No.</b>	Ant 1																														
<b>Ant. Pol.</b>	Vertical																														
<b>Test Mode:</b>	TX 802.11a Mode 5785MHz (U-NII-3)																														
<b>Remark:</b>	No report for the emission which more than 20 dB below the prescribed limit.																														
<table border="1"> <thead> <tr> <th>No.</th> <th>Frequency (MHz)</th> <th>Reading (dBuV)</th> <th>Factor (dB/m)</th> <th>Level (dBuV/m)</th> <th>Limit (dBuV/m)</th> <th>Margin (dB)</th> <th>Detector</th> </tr> </thead> <tbody> <tr> <td>1 *</td> <td>11569.127</td> <td>23.04</td> <td>15.23</td> <td>38.27</td> <td>54.00</td> <td>-15.73</td> <td>AVG</td> </tr> <tr> <td>2</td> <td>11570.553</td> <td>37.68</td> <td>15.23</td> <td>52.91</td> <td>74.00</td> <td>-21.09</td> <td>peak</td> </tr> </tbody> </table>								No.	Frequency (MHz)	Reading (dBuV)	Factor (dB/m)	Level (dBuV/m)	Limit (dBuV/m)	Margin (dB)	Detector	1 *	11569.127	23.04	15.23	38.27	54.00	-15.73	AVG	2	11570.553	37.68	15.23	52.91	74.00	-21.09	peak
No.	Frequency (MHz)	Reading (dBuV)	Factor (dB/m)	Level (dBuV/m)	Limit (dBuV/m)	Margin (dB)	Detector																								
1 *	11569.127	23.04	15.23	38.27	54.00	-15.73	AVG																								
2	11570.553	37.68	15.23	52.91	74.00	-21.09	peak																								
<b>Remarks:</b> 1.Factor (dB/m) = Antenna Factor (dB/m)+Cable Factor (dB)-Pre-amplifier Factor 2.Margin value = Level -Limit value																															



<b>Ant. No.</b>	Ant 1																														
<b>Ant. Pol.</b>	Horizontal																														
<b>Test Mode:</b>	TX 802.11a Mode 5825MHz (U-NII-3)																														
<b>Remark:</b>	No report for the emission which more than 20 dB below the prescribed limit.																														
<table border="1"> <thead> <tr> <th>No.</th> <th>Frequency (MHz)</th> <th>Reading (dBuV)</th> <th>Factor (dB/m)</th> <th>Level (dBuV/m)</th> <th>Limit (dBuV/m)</th> <th>Margin (dB)</th> <th>Detector</th> </tr> </thead> <tbody> <tr> <td>1 *</td> <td>11649.648</td> <td>23.08</td> <td>15.28</td> <td>38.36</td> <td>54.00</td> <td>-15.64</td> <td>AVG</td> </tr> <tr> <td>2</td> <td>11650.787</td> <td>37.92</td> <td>15.29</td> <td>53.21</td> <td>74.00</td> <td>-20.79</td> <td>peak</td> </tr> </tbody> </table>								No.	Frequency (MHz)	Reading (dBuV)	Factor (dB/m)	Level (dBuV/m)	Limit (dBuV/m)	Margin (dB)	Detector	1 *	11649.648	23.08	15.28	38.36	54.00	-15.64	AVG	2	11650.787	37.92	15.29	53.21	74.00	-20.79	peak
No.	Frequency (MHz)	Reading (dBuV)	Factor (dB/m)	Level (dBuV/m)	Limit (dBuV/m)	Margin (dB)	Detector																								
1 *	11649.648	23.08	15.28	38.36	54.00	-15.64	AVG																								
2	11650.787	37.92	15.29	53.21	74.00	-20.79	peak																								
<b>Remarks:</b> 1.Factor (dB/m) = Antenna Factor (dB/m)+Cable Factor (dB)-Pre-amplifier Factor 2.Margin value = Level -Limit value																															

<b>Ant. No.</b>	Ant 1																														
<b>Ant. Pol.</b>	Vertical																														
<b>Test Mode:</b>	TX 802.11a Mode 5825MHz (U-NII-3)																														
<b>Remark:</b>	No report for the emission which more than 20 dB below the prescribed limit.																														
<table border="1"> <thead> <tr> <th>No.</th> <th>Frequency (MHz)</th> <th>Reading (dBuV)</th> <th>Factor (dB/m)</th> <th>Level (dBuV/m)</th> <th>Limit (dBuV/m)</th> <th>Margin (dB)</th> <th>Detector</th> </tr> </thead> <tbody> <tr> <td>1</td> <td>11649.657</td> <td>38.09</td> <td>15.28</td> <td>53.37</td> <td>74.00</td> <td>-20.63</td> <td>peak</td> </tr> <tr> <td>2 *</td> <td>11650.024</td> <td>22.54</td> <td>15.28</td> <td>37.82</td> <td>54.00</td> <td>-16.18</td> <td>AVG</td> </tr> </tbody> </table>								No.	Frequency (MHz)	Reading (dBuV)	Factor (dB/m)	Level (dBuV/m)	Limit (dBuV/m)	Margin (dB)	Detector	1	11649.657	38.09	15.28	53.37	74.00	-20.63	peak	2 *	11650.024	22.54	15.28	37.82	54.00	-16.18	AVG
No.	Frequency (MHz)	Reading (dBuV)	Factor (dB/m)	Level (dBuV/m)	Limit (dBuV/m)	Margin (dB)	Detector																								
1	11649.657	38.09	15.28	53.37	74.00	-20.63	peak																								
2 *	11650.024	22.54	15.28	37.82	54.00	-16.18	AVG																								
<b>Remarks:</b> 1.Factor (dB/m) = Antenna Factor (dB/m)+Cable Factor (dB)-Pre-amplifier Factor 2.Margin value = Level -Limit value																															



<b>Ant. No.</b>	Ant 1 + Ant 2																														
<b>Ant. Pol.</b>	Horizontal																														
<b>Test Mode:</b>	TX 802.11n(HT20) Mode 5745MHz (U-NII-3)																														
<b>Remark:</b>	No report for the emission which more than 20 dB below the prescribed limit.																														
<table border="1"> <thead> <tr> <th>No.</th> <th>Frequency (MHz)</th> <th>Reading (dBuV)</th> <th>Factor (dB/m)</th> <th>Level (dBuV/m)</th> <th>Limit (dBuV/m)</th> <th>Margin (dB)</th> <th>Detector</th> </tr> </thead> <tbody> <tr> <td>1 *</td> <td>11490.657</td> <td>23.07</td> <td>15.09</td> <td>38.16</td> <td>54.00</td> <td>-15.84</td> <td>AVG</td> </tr> <tr> <td>2</td> <td>11490.793</td> <td>37.65</td> <td>15.09</td> <td>52.74</td> <td>74.00</td> <td>-21.26</td> <td>peak</td> </tr> </tbody> </table>								No.	Frequency (MHz)	Reading (dBuV)	Factor (dB/m)	Level (dBuV/m)	Limit (dBuV/m)	Margin (dB)	Detector	1 *	11490.657	23.07	15.09	38.16	54.00	-15.84	AVG	2	11490.793	37.65	15.09	52.74	74.00	-21.26	peak
No.	Frequency (MHz)	Reading (dBuV)	Factor (dB/m)	Level (dBuV/m)	Limit (dBuV/m)	Margin (dB)	Detector																								
1 *	11490.657	23.07	15.09	38.16	54.00	-15.84	AVG																								
2	11490.793	37.65	15.09	52.74	74.00	-21.26	peak																								
<b>Remarks:</b> 1.Factor (dB/m) = Antenna Factor (dB/m)+Cable Factor (dB)-Pre-amplifier Factor 2.Margin value = Level -Limit value																															

<b>Ant. No.</b>	Ant 1 + Ant 2																														
<b>Ant. Pol.</b>	Vertical																														
<b>Test Mode:</b>	TX 802.11n(HT20) Mode 5745MHz (U-NII-3)																														
<b>Remark:</b>	No report for the emission which more than 20 dB below the prescribed limit.																														
<table border="1"> <thead> <tr> <th>No.</th> <th>Frequency (MHz)</th> <th>Reading (dBuV)</th> <th>Factor (dB/m)</th> <th>Level (dBuV/m)</th> <th>Limit (dBuV/m)</th> <th>Margin (dB)</th> <th>Detector</th> </tr> </thead> <tbody> <tr> <td>1</td> <td>11489.101</td> <td>42.40</td> <td>15.08</td> <td>57.48</td> <td>74.00</td> <td>-16.52</td> <td>peak</td> </tr> <tr> <td>2 *</td> <td>11490.537</td> <td>28.67</td> <td>15.09</td> <td>43.76</td> <td>54.00</td> <td>-10.24</td> <td>AVG</td> </tr> </tbody> </table>								No.	Frequency (MHz)	Reading (dBuV)	Factor (dB/m)	Level (dBuV/m)	Limit (dBuV/m)	Margin (dB)	Detector	1	11489.101	42.40	15.08	57.48	74.00	-16.52	peak	2 *	11490.537	28.67	15.09	43.76	54.00	-10.24	AVG
No.	Frequency (MHz)	Reading (dBuV)	Factor (dB/m)	Level (dBuV/m)	Limit (dBuV/m)	Margin (dB)	Detector																								
1	11489.101	42.40	15.08	57.48	74.00	-16.52	peak																								
2 *	11490.537	28.67	15.09	43.76	54.00	-10.24	AVG																								
<b>Remarks:</b> 1.Factor (dB/m) = Antenna Factor (dB/m)+Cable Factor (dB)-Pre-amplifier Factor 2.Margin value = Level -Limit value																															



<b>Ant. No.</b>	Ant 1 + Ant 2																														
<b>Ant. Pol.</b>	Horizontal																														
<b>Test Mode:</b>	TX 802.11n(HT20) Mode 5785MHz (U-NII-3)																														
<b>Remark:</b>	No report for the emission which more than 20 dB below the prescribed limit.																														
<table border="1"> <thead> <tr> <th>No.</th> <th>Frequency (MHz)</th> <th>Reading (dBuV)</th> <th>Factor (dB/m)</th> <th>Level (dBuV/m)</th> <th>Limit (dBuV/m)</th> <th>Margin (dB)</th> <th>Detector</th> </tr> </thead> <tbody> <tr> <td>1 *</td> <td>11567.647</td> <td>23.22</td> <td>15.23</td> <td>38.45</td> <td>54.00</td> <td>-15.55</td> <td>AVG</td> </tr> <tr> <td>2</td> <td>11568.670</td> <td>38.04</td> <td>15.23</td> <td>53.27</td> <td>74.00</td> <td>-20.73</td> <td>peak</td> </tr> </tbody> </table>								No.	Frequency (MHz)	Reading (dBuV)	Factor (dB/m)	Level (dBuV/m)	Limit (dBuV/m)	Margin (dB)	Detector	1 *	11567.647	23.22	15.23	38.45	54.00	-15.55	AVG	2	11568.670	38.04	15.23	53.27	74.00	-20.73	peak
No.	Frequency (MHz)	Reading (dBuV)	Factor (dB/m)	Level (dBuV/m)	Limit (dBuV/m)	Margin (dB)	Detector																								
1 *	11567.647	23.22	15.23	38.45	54.00	-15.55	AVG																								
2	11568.670	38.04	15.23	53.27	74.00	-20.73	peak																								
<b>Remarks:</b> 1.Factor (dB/m) = Antenna Factor (dB/m)+Cable Factor (dB)-Pre-amplifier Factor 2.Margin value = Level -Limit value																															

<b>Ant. No.</b>	Ant 1 + Ant 2																														
<b>Ant. Pol.</b>	Vertical																														
<b>Test Mode:</b>	TX 802.11n(HT20) Mode 5785MHz (U-NII-3)																														
<b>Remark:</b>	No report for the emission which more than 20 dB below the prescribed limit.																														
<table border="1"> <thead> <tr> <th>No.</th> <th>Frequency (MHz)</th> <th>Reading (dBuV)</th> <th>Factor (dB/m)</th> <th>Level (dBuV/m)</th> <th>Limit (dBuV/m)</th> <th>Margin (dB)</th> <th>Detector</th> </tr> </thead> <tbody> <tr> <td>1 *</td> <td>11570.025</td> <td>28.93</td> <td>15.23</td> <td>44.16</td> <td>54.00</td> <td>-9.84</td> <td>AVG</td> </tr> <tr> <td>2</td> <td>11570.463</td> <td>43.66</td> <td>15.23</td> <td>58.89</td> <td>74.00</td> <td>-15.11</td> <td>peak</td> </tr> </tbody> </table>								No.	Frequency (MHz)	Reading (dBuV)	Factor (dB/m)	Level (dBuV/m)	Limit (dBuV/m)	Margin (dB)	Detector	1 *	11570.025	28.93	15.23	44.16	54.00	-9.84	AVG	2	11570.463	43.66	15.23	58.89	74.00	-15.11	peak
No.	Frequency (MHz)	Reading (dBuV)	Factor (dB/m)	Level (dBuV/m)	Limit (dBuV/m)	Margin (dB)	Detector																								
1 *	11570.025	28.93	15.23	44.16	54.00	-9.84	AVG																								
2	11570.463	43.66	15.23	58.89	74.00	-15.11	peak																								
<b>Remarks:</b> 1.Factor (dB/m) = Antenna Factor (dB/m)+Cable Factor (dB)-Pre-amplifier Factor 2.Margin value = Level -Limit value																															



<b>Ant. No.</b>	Ant 1 + Ant 2																														
<b>Ant. Pol.</b>	Horizontal																														
<b>Test Mode:</b>	TX 802.11n(HT20) Mode 5825MHz (U-NII-3)																														
<b>Remark:</b>	No report for the emission which more than 20 dB below the prescribed limit.																														
<table border="1"> <thead> <tr> <th>No.</th> <th>Frequency (MHz)</th> <th>Reading (dBuV)</th> <th>Factor (dB/m)</th> <th>Level (dBuV/m)</th> <th>Limit (dBuV/m)</th> <th>Margin (dB)</th> <th>Detector</th> </tr> </thead> <tbody> <tr> <td>1</td> <td>11648.248</td> <td>38.17</td> <td>15.28</td> <td>53.45</td> <td>74.00</td> <td>-20.55</td> <td>peak</td> </tr> <tr> <td>2 *</td> <td>11650.107</td> <td>22.75</td> <td>15.29</td> <td>38.04</td> <td>54.00</td> <td>-15.96</td> <td>AVG</td> </tr> </tbody> </table>								No.	Frequency (MHz)	Reading (dBuV)	Factor (dB/m)	Level (dBuV/m)	Limit (dBuV/m)	Margin (dB)	Detector	1	11648.248	38.17	15.28	53.45	74.00	-20.55	peak	2 *	11650.107	22.75	15.29	38.04	54.00	-15.96	AVG
No.	Frequency (MHz)	Reading (dBuV)	Factor (dB/m)	Level (dBuV/m)	Limit (dBuV/m)	Margin (dB)	Detector																								
1	11648.248	38.17	15.28	53.45	74.00	-20.55	peak																								
2 *	11650.107	22.75	15.29	38.04	54.00	-15.96	AVG																								
<b>Remarks:</b> 1.Factor (dB/m) = Antenna Factor (dB/m)+Cable Factor (dB)-Pre-amplifier Factor 2.Margin value = Level -Limit value																															

<b>Ant. No.</b>	Ant 1 + Ant 2																														
<b>Ant. Pol.</b>	Vertical																														
<b>Test Mode:</b>	TX 802.11n(HT20) Mode 5825MHz (U-NII-3)																														
<b>Remark:</b>	No report for the emission which more than 20 dB below the prescribed limit.																														
<table border="1"> <thead> <tr> <th>No.</th> <th>Frequency (MHz)</th> <th>Reading (dBuV)</th> <th>Factor (dB/m)</th> <th>Level (dBuV/m)</th> <th>Limit (dBuV/m)</th> <th>Margin (dB)</th> <th>Detector</th> </tr> </thead> <tbody> <tr> <td>1 *</td> <td>11650.003</td> <td>26.88</td> <td>15.28</td> <td>42.16</td> <td>54.00</td> <td>-11.84</td> <td>AVG</td> </tr> <tr> <td>2</td> <td>11650.757</td> <td>41.40</td> <td>15.29</td> <td>56.69</td> <td>74.00</td> <td>-17.31</td> <td>peak</td> </tr> </tbody> </table>								No.	Frequency (MHz)	Reading (dBuV)	Factor (dB/m)	Level (dBuV/m)	Limit (dBuV/m)	Margin (dB)	Detector	1 *	11650.003	26.88	15.28	42.16	54.00	-11.84	AVG	2	11650.757	41.40	15.29	56.69	74.00	-17.31	peak
No.	Frequency (MHz)	Reading (dBuV)	Factor (dB/m)	Level (dBuV/m)	Limit (dBuV/m)	Margin (dB)	Detector																								
1 *	11650.003	26.88	15.28	42.16	54.00	-11.84	AVG																								
2	11650.757	41.40	15.29	56.69	74.00	-17.31	peak																								
<b>Remarks:</b> 1.Factor (dB/m) = Antenna Factor (dB/m)+Cable Factor (dB)-Pre-amplifier Factor 2.Margin value = Level -Limit value																															



<b>Ant. No.</b>	Ant 1 + Ant 2																														
<b>Ant. Pol.</b>	Horizontal																														
<b>Test Mode:</b>	TX 802.11ac(VHT20) Mode 5745MHz (U-NII-3)																														
<b>Remark:</b>	No report for the emission which more than 20 dB below the prescribed limit.																														
<table border="1"> <thead> <tr> <th>No.</th> <th>Frequency (MHz)</th> <th>Reading (dBuV)</th> <th>Factor (dB/m)</th> <th>Level (dBuV/m)</th> <th>Limit (dBuV/m)</th> <th>Margin (dB)</th> <th>Detector</th> </tr> </thead> <tbody> <tr> <td>1</td> <td>11488.342</td> <td>37.95</td> <td>15.08</td> <td>53.03</td> <td>74.00</td> <td>-20.97</td> <td>peak</td> </tr> <tr> <td>2 *</td> <td>11491.600</td> <td>22.53</td> <td>15.10</td> <td>37.63</td> <td>54.00</td> <td>-16.37</td> <td>AVG</td> </tr> </tbody> </table>								No.	Frequency (MHz)	Reading (dBuV)	Factor (dB/m)	Level (dBuV/m)	Limit (dBuV/m)	Margin (dB)	Detector	1	11488.342	37.95	15.08	53.03	74.00	-20.97	peak	2 *	11491.600	22.53	15.10	37.63	54.00	-16.37	AVG
No.	Frequency (MHz)	Reading (dBuV)	Factor (dB/m)	Level (dBuV/m)	Limit (dBuV/m)	Margin (dB)	Detector																								
1	11488.342	37.95	15.08	53.03	74.00	-20.97	peak																								
2 *	11491.600	22.53	15.10	37.63	54.00	-16.37	AVG																								
<b>Remarks:</b> 1.Factor (dB/m) = Antenna Factor (dB/m)+Cable Factor (dB)-Pre-amplifier Factor 2.Margin value = Level -Limit value																															

<b>Ant. No.</b>	Ant 1 + Ant 2																														
<b>Ant. Pol.</b>	Vertical																														
<b>Test Mode:</b>	TX 802.11ac(VHT20) Mode 5745MHz (U-NII-3)																														
<b>Remark:</b>	No report for the emission which more than 20 dB below the prescribed limit.																														
<table border="1"> <thead> <tr> <th>No.</th> <th>Frequency (MHz)</th> <th>Reading (dBuV)</th> <th>Factor (dB/m)</th> <th>Level (dBuV/m)</th> <th>Limit (dBuV/m)</th> <th>Margin (dB)</th> <th>Detector</th> </tr> </thead> <tbody> <tr> <td>1</td> <td>11489.199</td> <td>42.44</td> <td>15.09</td> <td>57.53</td> <td>74.00</td> <td>-16.47</td> <td>peak</td> </tr> <tr> <td>2 *</td> <td>11489.246</td> <td>29.80</td> <td>15.09</td> <td>44.89</td> <td>54.00</td> <td>-9.11</td> <td>AVG</td> </tr> </tbody> </table>								No.	Frequency (MHz)	Reading (dBuV)	Factor (dB/m)	Level (dBuV/m)	Limit (dBuV/m)	Margin (dB)	Detector	1	11489.199	42.44	15.09	57.53	74.00	-16.47	peak	2 *	11489.246	29.80	15.09	44.89	54.00	-9.11	AVG
No.	Frequency (MHz)	Reading (dBuV)	Factor (dB/m)	Level (dBuV/m)	Limit (dBuV/m)	Margin (dB)	Detector																								
1	11489.199	42.44	15.09	57.53	74.00	-16.47	peak																								
2 *	11489.246	29.80	15.09	44.89	54.00	-9.11	AVG																								
<b>Remarks:</b> 1.Factor (dB/m) = Antenna Factor (dB/m)+Cable Factor (dB)-Pre-amplifier Factor 2.Margin value = Level -Limit value																															



<b>Ant. No.</b>	Ant 1 + Ant 2																														
<b>Ant. Pol.</b>	Horizontal																														
<b>Test Mode:</b>	TX 802.11ac(VHT20) Mode 5785MHz (U-NII-3)																														
<b>Remark:</b>	No report for the emission which more than 20 dB below the prescribed limit.																														
<table border="1"> <thead> <tr> <th>No.</th> <th>Frequency (MHz)</th> <th>Reading (dBuV)</th> <th>Factor (dB/m)</th> <th>Level (dBuV/m)</th> <th>Limit (dBuV/m)</th> <th>Margin (dB)</th> <th>Detector</th> </tr> </thead> <tbody> <tr> <td>1</td> <td>11570.505</td> <td>38.14</td> <td>15.23</td> <td>53.37</td> <td>74.00</td> <td>-20.63</td> <td>peak</td> </tr> <tr> <td>2 *</td> <td>11570.798</td> <td>23.18</td> <td>15.23</td> <td>38.41</td> <td>54.00</td> <td>-15.59</td> <td>AVG</td> </tr> </tbody> </table>								No.	Frequency (MHz)	Reading (dBuV)	Factor (dB/m)	Level (dBuV/m)	Limit (dBuV/m)	Margin (dB)	Detector	1	11570.505	38.14	15.23	53.37	74.00	-20.63	peak	2 *	11570.798	23.18	15.23	38.41	54.00	-15.59	AVG
No.	Frequency (MHz)	Reading (dBuV)	Factor (dB/m)	Level (dBuV/m)	Limit (dBuV/m)	Margin (dB)	Detector																								
1	11570.505	38.14	15.23	53.37	74.00	-20.63	peak																								
2 *	11570.798	23.18	15.23	38.41	54.00	-15.59	AVG																								
<b>Remarks:</b> 1.Factor (dB/m) = Antenna Factor (dB/m)+Cable Factor (dB)-Pre-amplifier Factor 2.Margin value = Level -Limit value																															

<b>Ant. No.</b>	Ant 1 + Ant 2																														
<b>Ant. Pol.</b>	Vertical																														
<b>Test Mode:</b>	TX 802.11ac(VHT20) Mode 5785MHz (U-NII-3)																														
<b>Remark:</b>	No report for the emission which more than 20 dB below the prescribed limit.																														
<table border="1"> <thead> <tr> <th>No.</th> <th>Frequency (MHz)</th> <th>Reading (dBuV)</th> <th>Factor (dB/m)</th> <th>Level (dBuV/m)</th> <th>Limit (dBuV/m)</th> <th>Margin (dB)</th> <th>Detector</th> </tr> </thead> <tbody> <tr> <td>1</td> <td>11569.963</td> <td>42.83</td> <td>15.23</td> <td>58.06</td> <td>74.00</td> <td>-15.94</td> <td>peak</td> </tr> <tr> <td>2 *</td> <td>11570.416</td> <td>30.06</td> <td>15.23</td> <td>45.29</td> <td>54.00</td> <td>-8.71</td> <td>AVG</td> </tr> </tbody> </table>								No.	Frequency (MHz)	Reading (dBuV)	Factor (dB/m)	Level (dBuV/m)	Limit (dBuV/m)	Margin (dB)	Detector	1	11569.963	42.83	15.23	58.06	74.00	-15.94	peak	2 *	11570.416	30.06	15.23	45.29	54.00	-8.71	AVG
No.	Frequency (MHz)	Reading (dBuV)	Factor (dB/m)	Level (dBuV/m)	Limit (dBuV/m)	Margin (dB)	Detector																								
1	11569.963	42.83	15.23	58.06	74.00	-15.94	peak																								
2 *	11570.416	30.06	15.23	45.29	54.00	-8.71	AVG																								
<b>Remarks:</b> 1.Factor (dB/m) = Antenna Factor (dB/m)+Cable Factor (dB)-Pre-amplifier Factor 2.Margin value = Level -Limit value																															





<b>Ant. No.</b>	Ant 1 + Ant 2																														
<b>Ant. Pol.</b>	Horizontal																														
<b>Test Mode:</b>	TX 802.11ac(VHT20) Mode 5825MHz (U-NII-3)																														
<b>Remark:</b>	No report for the emission which more than 20 dB below the prescribed limit.																														
<table border="1"> <thead> <tr> <th>No.</th> <th>Frequency (MHz)</th> <th>Reading (dBuV)</th> <th>Factor (dB/m)</th> <th>Level (dBuV/m)</th> <th>Limit (dBuV/m)</th> <th>Margin (dB)</th> <th>Detector</th> </tr> </thead> <tbody> <tr> <td>1 *</td> <td>11648.785</td> <td>23.18</td> <td>15.28</td> <td>38.46</td> <td>54.00</td> <td>-15.54</td> <td>AVG</td> </tr> <tr> <td>2</td> <td>11650.855</td> <td>37.81</td> <td>15.29</td> <td>53.10</td> <td>74.00</td> <td>-20.90</td> <td>peak</td> </tr> </tbody> </table>								No.	Frequency (MHz)	Reading (dBuV)	Factor (dB/m)	Level (dBuV/m)	Limit (dBuV/m)	Margin (dB)	Detector	1 *	11648.785	23.18	15.28	38.46	54.00	-15.54	AVG	2	11650.855	37.81	15.29	53.10	74.00	-20.90	peak
No.	Frequency (MHz)	Reading (dBuV)	Factor (dB/m)	Level (dBuV/m)	Limit (dBuV/m)	Margin (dB)	Detector																								
1 *	11648.785	23.18	15.28	38.46	54.00	-15.54	AVG																								
2	11650.855	37.81	15.29	53.10	74.00	-20.90	peak																								
<b>Remarks:</b> 1.Factor (dB/m) = Antenna Factor (dB/m)+Cable Factor (dB)-Pre-amplifier Factor 2.Margin value = Level -Limit value																															

<b>Ant. No.</b>	Ant 1 + Ant 2																														
<b>Ant. Pol.</b>	Vertical																														
<b>Test Mode:</b>	TX 802.11ac(VHT20) Mode 5825MHz (U-NII-3)																														
<b>Remark:</b>	No report for the emission which more than 20 dB below the prescribed limit.																														
<table border="1"> <thead> <tr> <th>No.</th> <th>Frequency (MHz)</th> <th>Reading (dBuV)</th> <th>Factor (dB/m)</th> <th>Level (dBuV/m)</th> <th>Limit (dBuV/m)</th> <th>Margin (dB)</th> <th>Detector</th> </tr> </thead> <tbody> <tr> <td>1 *</td> <td>11649.590</td> <td>28.72</td> <td>15.28</td> <td>44.00</td> <td>54.00</td> <td>-10.00</td> <td>AVG</td> </tr> <tr> <td>2</td> <td>11649.869</td> <td>41.75</td> <td>15.28</td> <td>57.03</td> <td>74.00</td> <td>-16.97</td> <td>peak</td> </tr> </tbody> </table>								No.	Frequency (MHz)	Reading (dBuV)	Factor (dB/m)	Level (dBuV/m)	Limit (dBuV/m)	Margin (dB)	Detector	1 *	11649.590	28.72	15.28	44.00	54.00	-10.00	AVG	2	11649.869	41.75	15.28	57.03	74.00	-16.97	peak
No.	Frequency (MHz)	Reading (dBuV)	Factor (dB/m)	Level (dBuV/m)	Limit (dBuV/m)	Margin (dB)	Detector																								
1 *	11649.590	28.72	15.28	44.00	54.00	-10.00	AVG																								
2	11649.869	41.75	15.28	57.03	74.00	-16.97	peak																								
<b>Remarks:</b> 1.Factor (dB/m) = Antenna Factor (dB/m)+Cable Factor (dB)-Pre-amplifier Factor 2.Margin value = Level -Limit value																															



<b>Ant. No.</b>	Ant 1 + Ant 2																														
<b>Ant. Pol.</b>	Horizontal																														
<b>Test Mode:</b>	TX 802.11ax(HE20) Mode 5745MHz (U-NII-3) 242/61																														
<b>Remark:</b>	No report for the emission which more than 20 dB below the prescribed limit.																														
<table border="1"> <thead> <tr> <th>No.</th> <th>Frequency (MHz)</th> <th>Reading (dBUV)</th> <th>Factor (dB/m)</th> <th>Level (dBUV/m)</th> <th>Limit (dBUV/m)</th> <th>Margin (dB)</th> <th>Detector</th> </tr> </thead> <tbody> <tr> <td>1</td> <td>11491.327</td> <td>38.02</td> <td>15.09</td> <td>53.11</td> <td>74.00</td> <td>-20.89</td> <td>peak</td> </tr> <tr> <td>2 *</td> <td>11492.407</td> <td>23.05</td> <td>15.10</td> <td>38.15</td> <td>54.00</td> <td>-15.85</td> <td>AVG</td> </tr> </tbody> </table>								No.	Frequency (MHz)	Reading (dBUV)	Factor (dB/m)	Level (dBUV/m)	Limit (dBUV/m)	Margin (dB)	Detector	1	11491.327	38.02	15.09	53.11	74.00	-20.89	peak	2 *	11492.407	23.05	15.10	38.15	54.00	-15.85	AVG
No.	Frequency (MHz)	Reading (dBUV)	Factor (dB/m)	Level (dBUV/m)	Limit (dBUV/m)	Margin (dB)	Detector																								
1	11491.327	38.02	15.09	53.11	74.00	-20.89	peak																								
2 *	11492.407	23.05	15.10	38.15	54.00	-15.85	AVG																								
<b>Remarks:</b> 1.Factor (dB/m) = Antenna Factor (dB/m)+Cable Factor (dB)-Pre-amplifier Factor 2.Margin value = Level -Limit value																															

<b>Ant. No.</b>	Ant 1 + Ant 2																														
<b>Ant. Pol.</b>	Vertical																														
<b>Test Mode:</b>	TX 802.11ax(HE20) Mode 5745MHz (U-NII-3) 242/61																														
<b>Remark:</b>	No report for the emission which more than 20 dB below the prescribed limit.																														
<table border="1"> <thead> <tr> <th>No.</th> <th>Frequency (MHz)</th> <th>Reading (dBUV)</th> <th>Factor (dB/m)</th> <th>Level (dBUV/m)</th> <th>Limit (dBUV/m)</th> <th>Margin (dB)</th> <th>Detector</th> </tr> </thead> <tbody> <tr> <td>1 *</td> <td>11489.100</td> <td>23.58</td> <td>15.08</td> <td>38.66</td> <td>54.00</td> <td>-15.34</td> <td>AVG</td> </tr> <tr> <td>2</td> <td>11489.956</td> <td>39.71</td> <td>15.09</td> <td>54.80</td> <td>74.00</td> <td>-19.20</td> <td>peak</td> </tr> </tbody> </table>								No.	Frequency (MHz)	Reading (dBUV)	Factor (dB/m)	Level (dBUV/m)	Limit (dBUV/m)	Margin (dB)	Detector	1 *	11489.100	23.58	15.08	38.66	54.00	-15.34	AVG	2	11489.956	39.71	15.09	54.80	74.00	-19.20	peak
No.	Frequency (MHz)	Reading (dBUV)	Factor (dB/m)	Level (dBUV/m)	Limit (dBUV/m)	Margin (dB)	Detector																								
1 *	11489.100	23.58	15.08	38.66	54.00	-15.34	AVG																								
2	11489.956	39.71	15.09	54.80	74.00	-19.20	peak																								
<b>Remarks:</b> 1.Factor (dB/m) = Antenna Factor (dB/m)+Cable Factor (dB)-Pre-amplifier Factor 2.Margin value = Level -Limit value																															



<b>Ant. No.</b>	Ant 1 + Ant 2																														
<b>Ant. Pol.</b>	Horizontal																														
<b>Test Mode:</b>	TX 802.11ax(HE20) Mode 5785MHz (U-NII-3) 242/61																														
<b>Remark:</b>	No report for the emission which more than 20 dB below the prescribed limit.																														
<table border="1"> <thead> <tr> <th>No.</th> <th>Frequency (MHz)</th> <th>Reading (dBuV)</th> <th>Factor (dB/m)</th> <th>Level (dBuV/m)</th> <th>Limit (dBuV/m)</th> <th>Margin (dB)</th> <th>Detector</th> </tr> </thead> <tbody> <tr> <td>1 *</td> <td>11568.418</td> <td>23.40</td> <td>15.23</td> <td>38.63</td> <td>54.00</td> <td>-15.37</td> <td>AVG</td> </tr> <tr> <td>2</td> <td>11568.852</td> <td>38.66</td> <td>15.23</td> <td>53.89</td> <td>74.00</td> <td>-20.11</td> <td>peak</td> </tr> </tbody> </table>								No.	Frequency (MHz)	Reading (dBuV)	Factor (dB/m)	Level (dBuV/m)	Limit (dBuV/m)	Margin (dB)	Detector	1 *	11568.418	23.40	15.23	38.63	54.00	-15.37	AVG	2	11568.852	38.66	15.23	53.89	74.00	-20.11	peak
No.	Frequency (MHz)	Reading (dBuV)	Factor (dB/m)	Level (dBuV/m)	Limit (dBuV/m)	Margin (dB)	Detector																								
1 *	11568.418	23.40	15.23	38.63	54.00	-15.37	AVG																								
2	11568.852	38.66	15.23	53.89	74.00	-20.11	peak																								
<b>Remarks:</b> 1.Factor (dB/m) = Antenna Factor (dB/m)+Cable Factor (dB)-Pre-amplifier Factor 2.Margin value = Level -Limit value																															

<b>Ant. No.</b>	Ant 1 + Ant 2																														
<b>Ant. Pol.</b>	Vertical																														
<b>Test Mode:</b>	TX 802.11ax(HE20) Mode 5785MHz (U-NII-3) 242/61																														
<b>Remark:</b>	No report for the emission which more than 20 dB below the prescribed limit.																														
<table border="1"> <thead> <tr> <th>No.</th> <th>Frequency (MHz)</th> <th>Reading (dBuV)</th> <th>Factor (dB/m)</th> <th>Level (dBuV/m)</th> <th>Limit (dBuV/m)</th> <th>Margin (dB)</th> <th>Detector</th> </tr> </thead> <tbody> <tr> <td>1</td> <td>11569.287</td> <td>44.39</td> <td>15.23</td> <td>59.62</td> <td>74.00</td> <td>-14.38</td> <td>peak</td> </tr> <tr> <td>2 *</td> <td>11569.345</td> <td>32.60</td> <td>15.23</td> <td>47.83</td> <td>54.00</td> <td>-6.17</td> <td>AVG</td> </tr> </tbody> </table>								No.	Frequency (MHz)	Reading (dBuV)	Factor (dB/m)	Level (dBuV/m)	Limit (dBuV/m)	Margin (dB)	Detector	1	11569.287	44.39	15.23	59.62	74.00	-14.38	peak	2 *	11569.345	32.60	15.23	47.83	54.00	-6.17	AVG
No.	Frequency (MHz)	Reading (dBuV)	Factor (dB/m)	Level (dBuV/m)	Limit (dBuV/m)	Margin (dB)	Detector																								
1	11569.287	44.39	15.23	59.62	74.00	-14.38	peak																								
2 *	11569.345	32.60	15.23	47.83	54.00	-6.17	AVG																								
<b>Remarks:</b> 1.Factor (dB/m) = Antenna Factor (dB/m)+Cable Factor (dB)-Pre-amplifier Factor 2.Margin value = Level -Limit value																															



<b>Ant. No.</b>	Ant 1 + Ant 2																														
<b>Ant. Pol.</b>	Horizontal																														
<b>Test Mode:</b>	TX 802.11ax(HE20) Mode 5825MHz (U-NII-3) 242/61																														
<b>Remark:</b>	No report for the emission which more than 20 dB below the prescribed limit.																														
<table border="1"> <thead> <tr> <th>No.</th> <th>Frequency (MHz)</th> <th>Reading (dBuV)</th> <th>Factor (dB/m)</th> <th>Level (dBuV/m)</th> <th>Limit (dBuV/m)</th> <th>Margin (dB)</th> <th>Detector</th> </tr> </thead> <tbody> <tr> <td>1 *</td> <td>11648.808</td> <td>22.74</td> <td>15.28</td> <td>38.02</td> <td>54.00</td> <td>-15.98</td> <td>AVG</td> </tr> <tr> <td>2</td> <td>11650.150</td> <td>37.66</td> <td>15.29</td> <td>52.95</td> <td>74.00</td> <td>-21.05</td> <td>peak</td> </tr> </tbody> </table>								No.	Frequency (MHz)	Reading (dBuV)	Factor (dB/m)	Level (dBuV/m)	Limit (dBuV/m)	Margin (dB)	Detector	1 *	11648.808	22.74	15.28	38.02	54.00	-15.98	AVG	2	11650.150	37.66	15.29	52.95	74.00	-21.05	peak
No.	Frequency (MHz)	Reading (dBuV)	Factor (dB/m)	Level (dBuV/m)	Limit (dBuV/m)	Margin (dB)	Detector																								
1 *	11648.808	22.74	15.28	38.02	54.00	-15.98	AVG																								
2	11650.150	37.66	15.29	52.95	74.00	-21.05	peak																								
<b>Remarks:</b> 1.Factor (dB/m) = Antenna Factor (dB/m)+Cable Factor (dB)-Pre-amplifier Factor 2.Margin value = Level -Limit value																															

<b>Ant. No.</b>	Ant 1 + Ant 2																														
<b>Ant. Pol.</b>	Vertical																														
<b>Test Mode:</b>	TX 802.11ax(HE20) Mode 5825MHz (U-NII-3) 242/61																														
<b>Remark:</b>	No report for the emission which more than 20 dB below the prescribed limit.																														
<table border="1"> <thead> <tr> <th>No.</th> <th>Frequency (MHz)</th> <th>Reading (dBuV)</th> <th>Factor (dB/m)</th> <th>Level (dBuV/m)</th> <th>Limit (dBuV/m)</th> <th>Margin (dB)</th> <th>Detector</th> </tr> </thead> <tbody> <tr> <td>1</td> <td>11649.701</td> <td>43.74</td> <td>15.28</td> <td>59.02</td> <td>74.00</td> <td>-14.98</td> <td>peak</td> </tr> <tr> <td>2 *</td> <td>11650.367</td> <td>32.22</td> <td>15.29</td> <td>47.51</td> <td>54.00</td> <td>-6.49</td> <td>AVG</td> </tr> </tbody> </table>								No.	Frequency (MHz)	Reading (dBuV)	Factor (dB/m)	Level (dBuV/m)	Limit (dBuV/m)	Margin (dB)	Detector	1	11649.701	43.74	15.28	59.02	74.00	-14.98	peak	2 *	11650.367	32.22	15.29	47.51	54.00	-6.49	AVG
No.	Frequency (MHz)	Reading (dBuV)	Factor (dB/m)	Level (dBuV/m)	Limit (dBuV/m)	Margin (dB)	Detector																								
1	11649.701	43.74	15.28	59.02	74.00	-14.98	peak																								
2 *	11650.367	32.22	15.29	47.51	54.00	-6.49	AVG																								
<b>Remarks:</b> 1.Factor (dB/m) = Antenna Factor (dB/m)+Cable Factor (dB)-Pre-amplifier Factor 2.Margin value = Level -Limit value																															



<b>Ant. No.</b>	Ant 1 + Ant 2																														
<b>Ant. Pol.</b>	Horizontal																														
<b>Test Mode:</b>	TX 802.11n(HT40) Mode 5755MHz (U-NII-3)																														
<b>Remark:</b>	No report for the emission which more than 20 dB below the prescribed limit.																														
<table border="1"> <thead> <tr> <th>No.</th> <th>Frequency (MHz)</th> <th>Reading (dBuV)</th> <th>Factor (dB/m)</th> <th>Level (dBuV/m)</th> <th>Limit (dBuV/m)</th> <th>Margin (dB)</th> <th>Detector</th> </tr> </thead> <tbody> <tr> <td>1 *</td> <td>11508.693</td> <td>22.57</td> <td>15.12</td> <td>37.69</td> <td>54.00</td> <td>-16.31</td> <td>AVG</td> </tr> <tr> <td>2</td> <td>11510.763</td> <td>37.55</td> <td>15.12</td> <td>52.67</td> <td>74.00</td> <td>-21.33</td> <td>peak</td> </tr> </tbody> </table>								No.	Frequency (MHz)	Reading (dBuV)	Factor (dB/m)	Level (dBuV/m)	Limit (dBuV/m)	Margin (dB)	Detector	1 *	11508.693	22.57	15.12	37.69	54.00	-16.31	AVG	2	11510.763	37.55	15.12	52.67	74.00	-21.33	peak
No.	Frequency (MHz)	Reading (dBuV)	Factor (dB/m)	Level (dBuV/m)	Limit (dBuV/m)	Margin (dB)	Detector																								
1 *	11508.693	22.57	15.12	37.69	54.00	-16.31	AVG																								
2	11510.763	37.55	15.12	52.67	74.00	-21.33	peak																								
<b>Remarks:</b> 1.Factor (dB/m) = Antenna Factor (dB/m)+Cable Factor (dB)-Pre-amplifier Factor 2.Margin value = Level -Limit value																															

<b>Ant. No.</b>	Ant 1 + Ant 2																														
<b>Ant. Pol.</b>	Vertical																														
<b>Test Mode:</b>	TX 802.11n(HT40) Mode 5755MHz (U-NII-3)																														
<b>Remark:</b>	No report for the emission which more than 20 dB below the prescribed limit.																														
<table border="1"> <thead> <tr> <th>No.</th> <th>Frequency (MHz)</th> <th>Reading (dBuV)</th> <th>Factor (dB/m)</th> <th>Level (dBuV/m)</th> <th>Limit (dBuV/m)</th> <th>Margin (dB)</th> <th>Detector</th> </tr> </thead> <tbody> <tr> <td>1</td> <td>11510.608</td> <td>42.45</td> <td>15.12</td> <td>57.57</td> <td>74.00</td> <td>-16.43</td> <td>peak</td> </tr> <tr> <td>2 *</td> <td>11510.861</td> <td>29.00</td> <td>15.12</td> <td>44.12</td> <td>54.00</td> <td>-9.88</td> <td>AVG</td> </tr> </tbody> </table>								No.	Frequency (MHz)	Reading (dBuV)	Factor (dB/m)	Level (dBuV/m)	Limit (dBuV/m)	Margin (dB)	Detector	1	11510.608	42.45	15.12	57.57	74.00	-16.43	peak	2 *	11510.861	29.00	15.12	44.12	54.00	-9.88	AVG
No.	Frequency (MHz)	Reading (dBuV)	Factor (dB/m)	Level (dBuV/m)	Limit (dBuV/m)	Margin (dB)	Detector																								
1	11510.608	42.45	15.12	57.57	74.00	-16.43	peak																								
2 *	11510.861	29.00	15.12	44.12	54.00	-9.88	AVG																								
<b>Remarks:</b> 1.Factor (dB/m) = Antenna Factor (dB/m)+Cable Factor (dB)-Pre-amplifier Factor 2.Margin value = Level -Limit value																															



<b>Ant. No.</b>	Ant 1 + Ant 2																														
<b>Ant. Pol.</b>	Horizontal																														
<b>Test Mode:</b>	TX 802.11n(HT40) Mode 5795MHz (U-NII-3)																														
<b>Remark:</b>	No report for the emission which more than 20 dB below the prescribed limit.																														
<table border="1"> <thead> <tr> <th>No.</th> <th>Frequency (MHz)</th> <th>Reading (dBuV)</th> <th>Factor (dB/m)</th> <th>Level (dBuV/m)</th> <th>Limit (dBuV/m)</th> <th>Margin (dB)</th> <th>Detector</th> </tr> </thead> <tbody> <tr> <td>1</td> <td>11590.218</td> <td>39.03</td> <td>15.27</td> <td>54.30</td> <td>74.00</td> <td>-19.70</td> <td>peak</td> </tr> <tr> <td>2 *</td> <td>11591.798</td> <td>22.94</td> <td>15.28</td> <td>38.22</td> <td>54.00</td> <td>-15.78</td> <td>AVG</td> </tr> </tbody> </table>								No.	Frequency (MHz)	Reading (dBuV)	Factor (dB/m)	Level (dBuV/m)	Limit (dBuV/m)	Margin (dB)	Detector	1	11590.218	39.03	15.27	54.30	74.00	-19.70	peak	2 *	11591.798	22.94	15.28	38.22	54.00	-15.78	AVG
No.	Frequency (MHz)	Reading (dBuV)	Factor (dB/m)	Level (dBuV/m)	Limit (dBuV/m)	Margin (dB)	Detector																								
1	11590.218	39.03	15.27	54.30	74.00	-19.70	peak																								
2 *	11591.798	22.94	15.28	38.22	54.00	-15.78	AVG																								
<b>Remarks:</b> 1.Factor (dB/m) = Antenna Factor (dB/m)+Cable Factor (dB)-Pre-amplifier Factor 2.Margin value = Level -Limit value																															

<b>Ant. No.</b>	Ant 1 + Ant 2																														
<b>Ant. Pol.</b>	Vertical																														
<b>Test Mode:</b>	TX 802.11n(HT40) Mode 5795MHz (U-NII-3)																														
<b>Remark:</b>	No report for the emission which more than 20 dB below the prescribed limit.																														
<table border="1"> <thead> <tr> <th>No.</th> <th>Frequency (MHz)</th> <th>Reading (dBuV)</th> <th>Factor (dB/m)</th> <th>Level (dBuV/m)</th> <th>Limit (dBuV/m)</th> <th>Margin (dB)</th> <th>Detector</th> </tr> </thead> <tbody> <tr> <td>1 *</td> <td>11589.646</td> <td>29.87</td> <td>15.27</td> <td>45.14</td> <td>54.00</td> <td>-8.86</td> <td>AVG</td> </tr> <tr> <td>2</td> <td>11590.451</td> <td>44.10</td> <td>15.27</td> <td>59.37</td> <td>74.00</td> <td>-14.63</td> <td>peak</td> </tr> </tbody> </table>								No.	Frequency (MHz)	Reading (dBuV)	Factor (dB/m)	Level (dBuV/m)	Limit (dBuV/m)	Margin (dB)	Detector	1 *	11589.646	29.87	15.27	45.14	54.00	-8.86	AVG	2	11590.451	44.10	15.27	59.37	74.00	-14.63	peak
No.	Frequency (MHz)	Reading (dBuV)	Factor (dB/m)	Level (dBuV/m)	Limit (dBuV/m)	Margin (dB)	Detector																								
1 *	11589.646	29.87	15.27	45.14	54.00	-8.86	AVG																								
2	11590.451	44.10	15.27	59.37	74.00	-14.63	peak																								
<b>Remarks:</b> 1.Factor (dB/m) = Antenna Factor (dB/m)+Cable Factor (dB)-Pre-amplifier Factor 2.Margin value = Level -Limit value																															



<b>Ant. No.</b>	Ant 1 + Ant 2																														
<b>Ant. Pol.</b>	Horizontal																														
<b>Test Mode:</b>	TX 802.11ac(VHT40) Mode 5755MHz (U-NII-3)																														
<b>Remark:</b>	No report for the emission which more than 20 dB below the prescribed limit.																														
<table border="1"> <thead> <tr> <th>No.</th> <th>Frequency (MHz)</th> <th>Reading (dBuV)</th> <th>Factor (dB/m)</th> <th>Level (dBuV/m)</th> <th>Limit (dBuV/m)</th> <th>Margin (dB)</th> <th>Detector</th> </tr> </thead> <tbody> <tr> <td>1</td> <td>11508.352</td> <td>38.26</td> <td>15.12</td> <td>53.38</td> <td>74.00</td> <td>-20.62</td> <td>peak</td> </tr> <tr> <td>2 *</td> <td>11511.667</td> <td>22.49</td> <td>15.13</td> <td>37.62</td> <td>54.00</td> <td>-16.38</td> <td>AVG</td> </tr> </tbody> </table>								No.	Frequency (MHz)	Reading (dBuV)	Factor (dB/m)	Level (dBuV/m)	Limit (dBuV/m)	Margin (dB)	Detector	1	11508.352	38.26	15.12	53.38	74.00	-20.62	peak	2 *	11511.667	22.49	15.13	37.62	54.00	-16.38	AVG
No.	Frequency (MHz)	Reading (dBuV)	Factor (dB/m)	Level (dBuV/m)	Limit (dBuV/m)	Margin (dB)	Detector																								
1	11508.352	38.26	15.12	53.38	74.00	-20.62	peak																								
2 *	11511.667	22.49	15.13	37.62	54.00	-16.38	AVG																								
<b>Remarks:</b> 1.Factor (dB/m) = Antenna Factor (dB/m)+Cable Factor (dB)-Pre-amplifier Factor 2.Margin value = Level -Limit value																															

<b>Ant. No.</b>	Ant 1 + Ant 2																														
<b>Ant. Pol.</b>	Vertical																														
<b>Test Mode:</b>	TX 802.11ac(VHT40) Mode 5755MHz (U-NII-3)																														
<b>Remark:</b>	No report for the emission which more than 20 dB below the prescribed limit.																														
<table border="1"> <thead> <tr> <th>No.</th> <th>Frequency (MHz)</th> <th>Reading (dBuV)</th> <th>Factor (dB/m)</th> <th>Level (dBuV/m)</th> <th>Limit (dBuV/m)</th> <th>Margin (dB)</th> <th>Detector</th> </tr> </thead> <tbody> <tr> <td>1</td> <td>11509.657</td> <td>42.16</td> <td>15.12</td> <td>57.28</td> <td>74.00</td> <td>-16.72</td> <td>peak</td> </tr> <tr> <td>2 *</td> <td>11510.242</td> <td>28.97</td> <td>15.12</td> <td>44.09</td> <td>54.00</td> <td>-9.91</td> <td>AVG</td> </tr> </tbody> </table>								No.	Frequency (MHz)	Reading (dBuV)	Factor (dB/m)	Level (dBuV/m)	Limit (dBuV/m)	Margin (dB)	Detector	1	11509.657	42.16	15.12	57.28	74.00	-16.72	peak	2 *	11510.242	28.97	15.12	44.09	54.00	-9.91	AVG
No.	Frequency (MHz)	Reading (dBuV)	Factor (dB/m)	Level (dBuV/m)	Limit (dBuV/m)	Margin (dB)	Detector																								
1	11509.657	42.16	15.12	57.28	74.00	-16.72	peak																								
2 *	11510.242	28.97	15.12	44.09	54.00	-9.91	AVG																								
<b>Remarks:</b> 1.Factor (dB/m) = Antenna Factor (dB/m)+Cable Factor (dB)-Pre-amplifier Factor 2.Margin value = Level -Limit value																															



<b>Ant. No.</b>	Ant 1 + Ant 2																														
<b>Ant. Pol.</b>	Horizontal																														
<b>Test Mode:</b>	TX 802.11ac(VHT40) Mode 5795MHz (U-NII-3)																														
<b>Remark:</b>	No report for the emission which more than 20 dB below the prescribed limit.																														
<table border="1"> <thead> <tr> <th>No.</th> <th>Frequency (MHz)</th> <th>Reading (dBuV)</th> <th>Factor (dB/m)</th> <th>Level (dBuV/m)</th> <th>Limit (dBuV/m)</th> <th>Margin (dB)</th> <th>Detector</th> </tr> </thead> <tbody> <tr> <td>1 *</td> <td>11588.692</td> <td>23.01</td> <td>15.27</td> <td>38.28</td> <td>54.00</td> <td>-15.72</td> <td>AVG</td> </tr> <tr> <td>2</td> <td>11589.682</td> <td>38.38</td> <td>15.27</td> <td>53.65</td> <td>74.00</td> <td>-20.35</td> <td>peak</td> </tr> </tbody> </table>								No.	Frequency (MHz)	Reading (dBuV)	Factor (dB/m)	Level (dBuV/m)	Limit (dBuV/m)	Margin (dB)	Detector	1 *	11588.692	23.01	15.27	38.28	54.00	-15.72	AVG	2	11589.682	38.38	15.27	53.65	74.00	-20.35	peak
No.	Frequency (MHz)	Reading (dBuV)	Factor (dB/m)	Level (dBuV/m)	Limit (dBuV/m)	Margin (dB)	Detector																								
1 *	11588.692	23.01	15.27	38.28	54.00	-15.72	AVG																								
2	11589.682	38.38	15.27	53.65	74.00	-20.35	peak																								
<b>Remarks:</b> 1.Factor (dB/m) = Antenna Factor (dB/m)+Cable Factor (dB)-Pre-amplifier Factor 2.Margin value = Level -Limit value																															

<b>Ant. No.</b>	Ant 1 + Ant 2																														
<b>Ant. Pol.</b>	Vertical																														
<b>Test Mode:</b>	TX 802.11ac(VHT40) Mode 5795MHz (U-NII-3)																														
<b>Remark:</b>	No report for the emission which more than 20 dB below the prescribed limit.																														
<table border="1"> <thead> <tr> <th>No.</th> <th>Frequency (MHz)</th> <th>Reading (dBuV)</th> <th>Factor (dB/m)</th> <th>Level (dBuV/m)</th> <th>Limit (dBuV/m)</th> <th>Margin (dB)</th> <th>Detector</th> </tr> </thead> <tbody> <tr> <td>1</td> <td>11590.593</td> <td>42.58</td> <td>15.27</td> <td>57.85</td> <td>74.00</td> <td>-16.15</td> <td>peak</td> </tr> <tr> <td>2 *</td> <td>11590.957</td> <td>29.73</td> <td>15.27</td> <td>45.00</td> <td>54.00</td> <td>-9.00</td> <td>AVG</td> </tr> </tbody> </table>								No.	Frequency (MHz)	Reading (dBuV)	Factor (dB/m)	Level (dBuV/m)	Limit (dBuV/m)	Margin (dB)	Detector	1	11590.593	42.58	15.27	57.85	74.00	-16.15	peak	2 *	11590.957	29.73	15.27	45.00	54.00	-9.00	AVG
No.	Frequency (MHz)	Reading (dBuV)	Factor (dB/m)	Level (dBuV/m)	Limit (dBuV/m)	Margin (dB)	Detector																								
1	11590.593	42.58	15.27	57.85	74.00	-16.15	peak																								
2 *	11590.957	29.73	15.27	45.00	54.00	-9.00	AVG																								
<b>Remarks:</b> 1.Factor (dB/m) = Antenna Factor (dB/m)+Cable Factor (dB)-Pre-amplifier Factor 2.Margin value = Level -Limit value																															





<b>Ant. No.</b>	Ant 1 + Ant 2																														
<b>Ant. Pol.</b>	Horizontal																														
<b>Test Mode:</b>	TX 802.11ax(HE40) Mode 5755MHz (U-NII-3) 484/65																														
<b>Remark:</b>	No report for the emission which more than 20 dB below the prescribed limit.																														
<table border="1"> <thead> <tr> <th>No.</th> <th>Frequency (MHz)</th> <th>Reading (dBuV)</th> <th>Factor (dB/m)</th> <th>Level (dBuV/m)</th> <th>Limit (dBuV/m)</th> <th>Margin (dB)</th> <th>Detector</th> </tr> </thead> <tbody> <tr> <td>1</td> <td>11510.714</td> <td>38.11</td> <td>15.12</td> <td>53.23</td> <td>74.00</td> <td>-20.77</td> <td>peak</td> </tr> <tr> <td>2 *</td> <td>11510.846</td> <td>22.67</td> <td>15.12</td> <td>37.79</td> <td>54.00</td> <td>-16.21</td> <td>AVG</td> </tr> </tbody> </table>								No.	Frequency (MHz)	Reading (dBuV)	Factor (dB/m)	Level (dBuV/m)	Limit (dBuV/m)	Margin (dB)	Detector	1	11510.714	38.11	15.12	53.23	74.00	-20.77	peak	2 *	11510.846	22.67	15.12	37.79	54.00	-16.21	AVG
No.	Frequency (MHz)	Reading (dBuV)	Factor (dB/m)	Level (dBuV/m)	Limit (dBuV/m)	Margin (dB)	Detector																								
1	11510.714	38.11	15.12	53.23	74.00	-20.77	peak																								
2 *	11510.846	22.67	15.12	37.79	54.00	-16.21	AVG																								
<b>Remarks:</b> 1.Factor (dB/m) = Antenna Factor (dB/m)+Cable Factor (dB)-Pre-amplifier Factor 2.Margin value = Level -Limit value																															

<b>Ant. No.</b>	Ant 1 + Ant 2																														
<b>Ant. Pol.</b>	Vertical																														
<b>Test Mode:</b>	TX 802.11ax(HE40) Mode 5755MHz (U-NII-3) 484/65																														
<b>Remark:</b>	No report for the emission which more than 20 dB below the prescribed limit.																														
<table border="1"> <thead> <tr> <th>No.</th> <th>Frequency (MHz)</th> <th>Reading (dBuV)</th> <th>Factor (dB/m)</th> <th>Level (dBuV/m)</th> <th>Limit (dBuV/m)</th> <th>Margin (dB)</th> <th>Detector</th> </tr> </thead> <tbody> <tr> <td>1</td> <td>11510.428</td> <td>42.25</td> <td>15.12</td> <td>57.37</td> <td>74.00</td> <td>-16.63</td> <td>peak</td> </tr> <tr> <td>2 *</td> <td>11510.957</td> <td>29.61</td> <td>15.12</td> <td>44.73</td> <td>54.00</td> <td>-9.27</td> <td>AVG</td> </tr> </tbody> </table>								No.	Frequency (MHz)	Reading (dBuV)	Factor (dB/m)	Level (dBuV/m)	Limit (dBuV/m)	Margin (dB)	Detector	1	11510.428	42.25	15.12	57.37	74.00	-16.63	peak	2 *	11510.957	29.61	15.12	44.73	54.00	-9.27	AVG
No.	Frequency (MHz)	Reading (dBuV)	Factor (dB/m)	Level (dBuV/m)	Limit (dBuV/m)	Margin (dB)	Detector																								
1	11510.428	42.25	15.12	57.37	74.00	-16.63	peak																								
2 *	11510.957	29.61	15.12	44.73	54.00	-9.27	AVG																								
<b>Remarks:</b> 1.Factor (dB/m) = Antenna Factor (dB/m)+Cable Factor (dB)-Pre-amplifier Factor 2.Margin value = Level -Limit value																															



<b>Ant. No.</b>	Ant 1 + Ant 2																														
<b>Ant. Pol.</b>	Horizontal																														
<b>Test Mode:</b>	TX 802.11ax(HE40) Mode 5795MHz (U-NII-3) 484/65																														
<b>Remark:</b>	No report for the emission which more than 20 dB below the prescribed limit.																														
<table border="1"> <thead> <tr> <th>No.</th> <th>Frequency (MHz)</th> <th>Reading (dBuV)</th> <th>Factor (dB/m)</th> <th>Level (dBuV/m)</th> <th>Limit (dBuV/m)</th> <th>Margin (dB)</th> <th>Detector</th> </tr> </thead> <tbody> <tr> <td>1 *</td> <td>11589.232</td> <td>23.70</td> <td>15.27</td> <td>38.97</td> <td>54.00</td> <td>-15.03</td> <td>AVG</td> </tr> <tr> <td>2</td> <td>11589.356</td> <td>37.63</td> <td>15.27</td> <td>52.90</td> <td>74.00</td> <td>-21.10</td> <td>peak</td> </tr> </tbody> </table>								No.	Frequency (MHz)	Reading (dBuV)	Factor (dB/m)	Level (dBuV/m)	Limit (dBuV/m)	Margin (dB)	Detector	1 *	11589.232	23.70	15.27	38.97	54.00	-15.03	AVG	2	11589.356	37.63	15.27	52.90	74.00	-21.10	peak
No.	Frequency (MHz)	Reading (dBuV)	Factor (dB/m)	Level (dBuV/m)	Limit (dBuV/m)	Margin (dB)	Detector																								
1 *	11589.232	23.70	15.27	38.97	54.00	-15.03	AVG																								
2	11589.356	37.63	15.27	52.90	74.00	-21.10	peak																								
<b>Remarks:</b> 1.Factor (dB/m) = Antenna Factor (dB/m)+Cable Factor (dB)-Pre-amplifier Factor 2.Margin value = Level -Limit value																															

<b>Ant. No.</b>	Ant 1 + Ant 2																														
<b>Ant. Pol.</b>	Vertical																														
<b>Test Mode:</b>	TX 802.11ax(HE40) Mode 5795MHz (U-NII-3) 484/65																														
<b>Remark:</b>	No report for the emission which more than 20 dB below the prescribed limit.																														
<table border="1"> <thead> <tr> <th>No.</th> <th>Frequency (MHz)</th> <th>Reading (dBuV)</th> <th>Factor (dB/m)</th> <th>Level (dBuV/m)</th> <th>Limit (dBuV/m)</th> <th>Margin (dB)</th> <th>Detector</th> </tr> </thead> <tbody> <tr> <td>1 *</td> <td>11590.303</td> <td>30.28</td> <td>15.27</td> <td>45.55</td> <td>54.00</td> <td>-8.45</td> <td>AVG</td> </tr> <tr> <td>2</td> <td>11590.978</td> <td>42.40</td> <td>15.27</td> <td>57.67</td> <td>74.00</td> <td>-16.33</td> <td>peak</td> </tr> </tbody> </table>								No.	Frequency (MHz)	Reading (dBuV)	Factor (dB/m)	Level (dBuV/m)	Limit (dBuV/m)	Margin (dB)	Detector	1 *	11590.303	30.28	15.27	45.55	54.00	-8.45	AVG	2	11590.978	42.40	15.27	57.67	74.00	-16.33	peak
No.	Frequency (MHz)	Reading (dBuV)	Factor (dB/m)	Level (dBuV/m)	Limit (dBuV/m)	Margin (dB)	Detector																								
1 *	11590.303	30.28	15.27	45.55	54.00	-8.45	AVG																								
2	11590.978	42.40	15.27	57.67	74.00	-16.33	peak																								
<b>Remarks:</b> 1.Factor (dB/m) = Antenna Factor (dB/m)+Cable Factor (dB)-Pre-amplifier Factor 2.Margin value = Level -Limit value																															



<b>Ant. No.</b>	Ant 1 + Ant 2																														
<b>Ant. Pol.</b>	Horizontal																														
<b>Test Mode:</b>	TX 802.11ac(VHT80) Mode 5775MHz (U-NII-3)																														
<b>Remark:</b>	No report for the emission which more than 20 dB below the prescribed limit.																														
<table border="1"> <thead> <tr> <th>No.</th> <th>Frequency (MHz)</th> <th>Reading (dBuV)</th> <th>Factor (dB/m)</th> <th>Level (dBuV/m)</th> <th>Limit (dBuV/m)</th> <th>Margin (dB)</th> <th>Detector</th> </tr> </thead> <tbody> <tr> <td>1 *</td> <td>11550.067</td> <td>23.71</td> <td>15.20</td> <td>38.91</td> <td>54.00</td> <td>-15.09</td> <td>AVG</td> </tr> <tr> <td>2</td> <td>11550.412</td> <td>38.56</td> <td>15.20</td> <td>53.76</td> <td>74.00</td> <td>-20.24</td> <td>peak</td> </tr> </tbody> </table>								No.	Frequency (MHz)	Reading (dBuV)	Factor (dB/m)	Level (dBuV/m)	Limit (dBuV/m)	Margin (dB)	Detector	1 *	11550.067	23.71	15.20	38.91	54.00	-15.09	AVG	2	11550.412	38.56	15.20	53.76	74.00	-20.24	peak
No.	Frequency (MHz)	Reading (dBuV)	Factor (dB/m)	Level (dBuV/m)	Limit (dBuV/m)	Margin (dB)	Detector																								
1 *	11550.067	23.71	15.20	38.91	54.00	-15.09	AVG																								
2	11550.412	38.56	15.20	53.76	74.00	-20.24	peak																								
<b>Remarks:</b> 1.Factor (dB/m) = Antenna Factor (dB/m)+Cable Factor (dB)-Pre-amplifier Factor 2.Margin value = Level -Limit value																															

<b>Ant. No.</b>	Ant 1 + Ant 2																														
<b>Ant. Pol.</b>	Vertical																														
<b>Test Mode:</b>	TX 802.11ac(VHT80) Mode 5775MHz (U-NII-3)																														
<b>Remark:</b>	No report for the emission which more than 20 dB below the prescribed limit.																														
<table border="1"> <thead> <tr> <th>No.</th> <th>Frequency (MHz)</th> <th>Reading (dBuV)</th> <th>Factor (dB/m)</th> <th>Level (dBuV/m)</th> <th>Limit (dBuV/m)</th> <th>Margin (dB)</th> <th>Detector</th> </tr> </thead> <tbody> <tr> <td>1 *</td> <td>11549.179</td> <td>28.64</td> <td>15.19</td> <td>43.83</td> <td>54.00</td> <td>-10.17</td> <td>AVG</td> </tr> <tr> <td>2</td> <td>11549.779</td> <td>40.97</td> <td>15.19</td> <td>56.16</td> <td>74.00</td> <td>-17.84</td> <td>peak</td> </tr> </tbody> </table>								No.	Frequency (MHz)	Reading (dBuV)	Factor (dB/m)	Level (dBuV/m)	Limit (dBuV/m)	Margin (dB)	Detector	1 *	11549.179	28.64	15.19	43.83	54.00	-10.17	AVG	2	11549.779	40.97	15.19	56.16	74.00	-17.84	peak
No.	Frequency (MHz)	Reading (dBuV)	Factor (dB/m)	Level (dBuV/m)	Limit (dBuV/m)	Margin (dB)	Detector																								
1 *	11549.179	28.64	15.19	43.83	54.00	-10.17	AVG																								
2	11549.779	40.97	15.19	56.16	74.00	-17.84	peak																								
<b>Remarks:</b> 1.Factor (dB/m) = Antenna Factor (dB/m)+Cable Factor (dB)-Pre-amplifier Factor 2.Margin value = Level -Limit value																															



<b>Ant. No.</b>	Ant 1 + Ant 2																														
<b>Ant. Pol.</b>	Horizontal																														
<b>Test Mode:</b>	TX 802.11ax(HE80) Mode 5775MHz (U-NII-3) 996/67																														
<b>Remark:</b>	No report for the emission which more than 20 dB below the prescribed limit.																														
<table border="1"> <thead> <tr> <th>No.</th> <th>Frequency (MHz)</th> <th>Reading (dBUV)</th> <th>Factor (dB/m)</th> <th>Level (dBUV/m)</th> <th>Limit (dBUV/m)</th> <th>Margin (dB)</th> <th>Detector</th> </tr> </thead> <tbody> <tr> <td>1</td> <td>11550.035</td> <td>39.03</td> <td>15.20</td> <td>54.23</td> <td>74.00</td> <td>-19.77</td> <td>peak</td> </tr> <tr> <td>2 *</td> <td>11550.937</td> <td>23.94</td> <td>15.20</td> <td>39.14</td> <td>54.00</td> <td>-14.86</td> <td>AVG</td> </tr> </tbody> </table>								No.	Frequency (MHz)	Reading (dBUV)	Factor (dB/m)	Level (dBUV/m)	Limit (dBUV/m)	Margin (dB)	Detector	1	11550.035	39.03	15.20	54.23	74.00	-19.77	peak	2 *	11550.937	23.94	15.20	39.14	54.00	-14.86	AVG
No.	Frequency (MHz)	Reading (dBUV)	Factor (dB/m)	Level (dBUV/m)	Limit (dBUV/m)	Margin (dB)	Detector																								
1	11550.035	39.03	15.20	54.23	74.00	-19.77	peak																								
2 *	11550.937	23.94	15.20	39.14	54.00	-14.86	AVG																								
<b>Remarks:</b> 1.Factor (dB/m) = Antenna Factor (dB/m)+Cable Factor (dB)-Pre-amplifier Factor 2.Margin value = Level -Limit value																															

<b>Ant. No.</b>	Ant 1 + Ant 2																														
<b>Ant. Pol.</b>	Vertical																														
<b>Test Mode:</b>	TX 802.11ax(HE80) Mode 5775MHz (U-NII-3) 996/67																														
<b>Remark:</b>	No report for the emission which more than 20 dB below the prescribed limit.																														
<table border="1"> <thead> <tr> <th>No.</th> <th>Frequency (MHz)</th> <th>Reading (dBUV)</th> <th>Factor (dB/m)</th> <th>Level (dBUV/m)</th> <th>Limit (dBUV/m)</th> <th>Margin (dB)</th> <th>Detector</th> </tr> </thead> <tbody> <tr> <td>1</td> <td>11549.083</td> <td>41.29</td> <td>15.19</td> <td>56.48</td> <td>74.00</td> <td>-17.52</td> <td>peak</td> </tr> <tr> <td>2 *</td> <td>11549.916</td> <td>28.51</td> <td>15.19</td> <td>43.70</td> <td>54.00</td> <td>-10.30</td> <td>AVG</td> </tr> </tbody> </table>								No.	Frequency (MHz)	Reading (dBUV)	Factor (dB/m)	Level (dBUV/m)	Limit (dBUV/m)	Margin (dB)	Detector	1	11549.083	41.29	15.19	56.48	74.00	-17.52	peak	2 *	11549.916	28.51	15.19	43.70	54.00	-10.30	AVG
No.	Frequency (MHz)	Reading (dBUV)	Factor (dB/m)	Level (dBUV/m)	Limit (dBUV/m)	Margin (dB)	Detector																								
1	11549.083	41.29	15.19	56.48	74.00	-17.52	peak																								
2 *	11549.916	28.51	15.19	43.70	54.00	-10.30	AVG																								
<b>Remarks:</b> 1.Factor (dB/m) = Antenna Factor (dB/m)+Cable Factor (dB)-Pre-amplifier Factor 2.Margin value = Level -Limit value																															

### 3.3. Band Edge Emissions

#### Limit

Limits of unwanted emission out of the restricted bands

FCC CFR Title 47 Part 15 Subpart E Section 15. 407(b)

Frequency (MHz)	EIRP Limits (dBm)	Equivalent Field Strength at 3m (dBμV/m)
5150~5250	-27	68.2
5250~5350	-27	68.2
5470~5725	-27	68.2
5725~5825	-27 (Note 2)	68.2
	10 (Note 2)	105.2
	15.6 (Note 2)	110.8
	27 (Note 2)	122.2

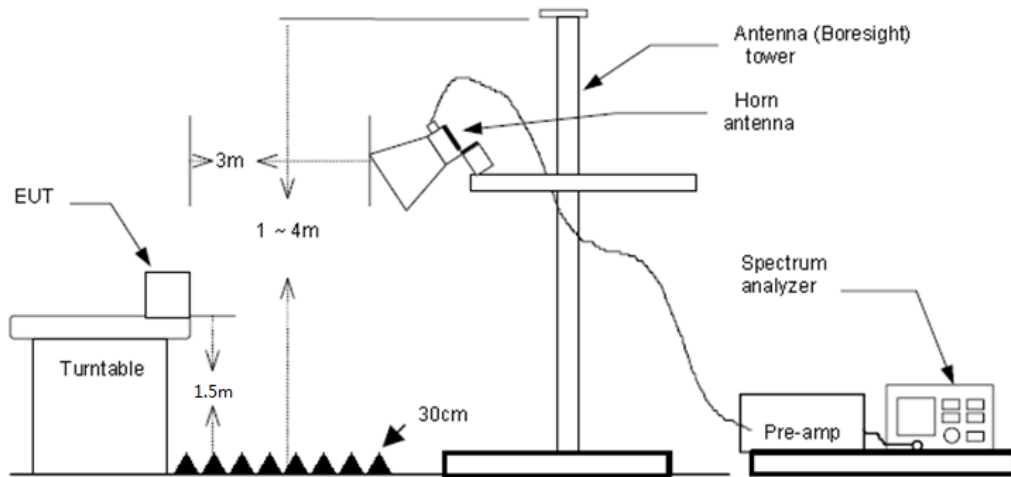
Note:

1. The following formula is used to convert the equipment isotropic radiated power (eirp) to field strength:

$$\text{strength: } E = \frac{1000000\sqrt{30P}}{3} \mu\text{V/m, where P is the eirp (Watts).}$$

2. According to FCC 16-24, all emissions shall be limited to a level of -27 dBm/MHz at 75 MHz or more above or below the band edge increasing linearly to 10 dBm/MHz at 25 MHz above or below the band edge, and from 25MHz above or below the band edge increasing linearly to a level of 15.6 dBm/MHz at 5 MHz above or below the band edge, and from 5 MHz above or below the band edge increasing linearly to a level of 27dBm/MHz at the band edge.

#### Test Configuration





### **Test Procedure**

1. The EUT was setup and tested according to ANSI C63.10:2013 requirements.
2. The EUT is placed on a turn table which is 1.5 meter above ground. The turn table is rotated 360 degrees to determine the position of the maximum emission level.
3. The EUT was positioned such that the distance from antenna to the EUT was 3 meters.
4. The antenna is scanned from 1 meter to 4 meters to find out the maximum emission level. This is repeated for both horizontal and vertical polarization of the antenna. In order to find the maximum emission, all of the interface cables were manipulated according to ANSI C63.10:2013 on radiated measurement.
5. The receiver set as follow:  
RBW=1MHz, VBW=3MHz Peak detector for Peak value.  
RBW=1MHz, VBW see note 1 with Peak Detector for Average Value.

Note 1: For measurements above 1 GHz the resolution bandwidth is set to 1 MHz, then the video bandwidth is set to 3 MHz for peak measurements and 1 MHz resolution bandwidth with 1/T video bandwidth with peak detector for average measurements. For the Duty Cycle please refer to clause Duty Cycle.

### **Test Mode**

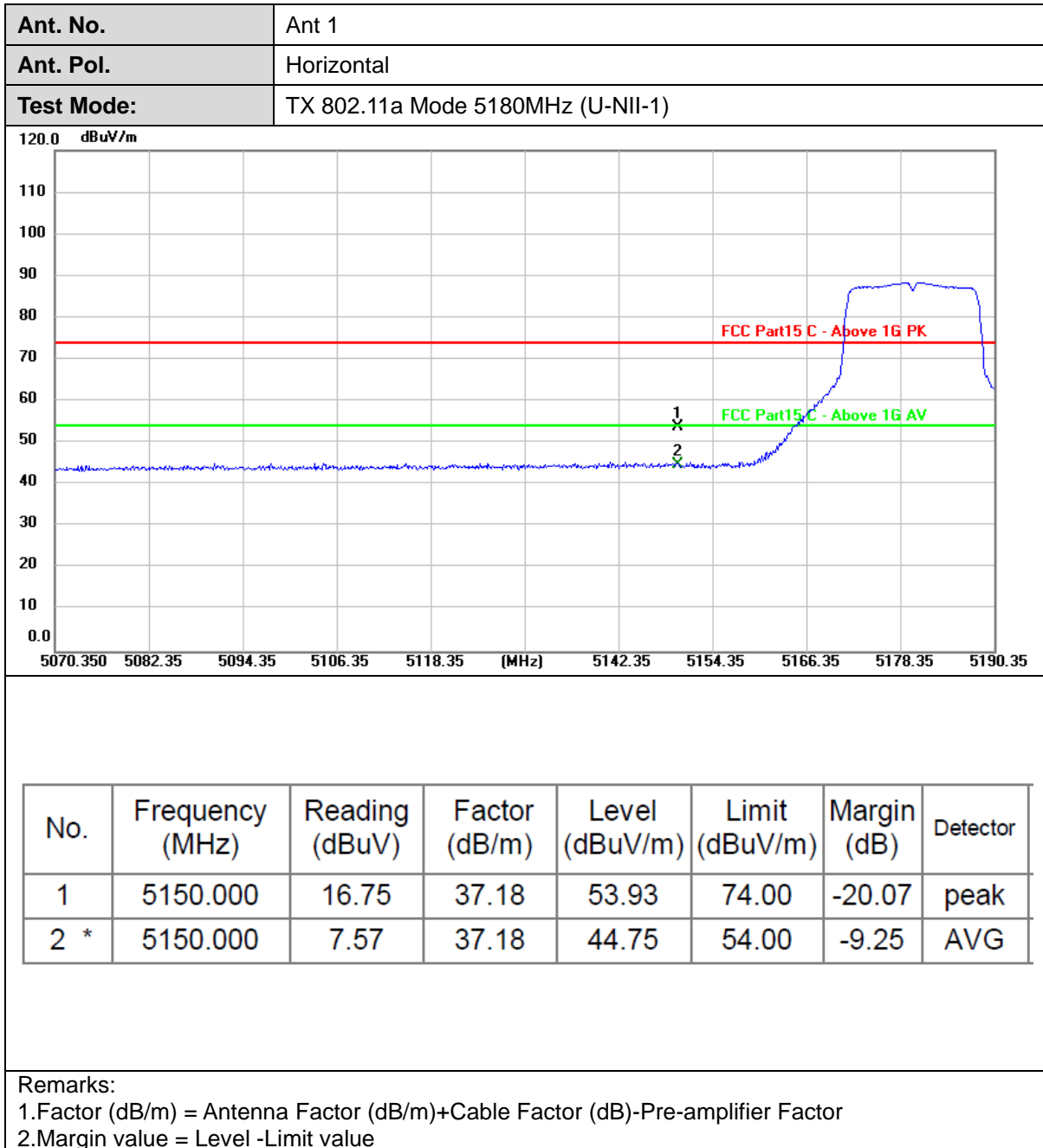
Please refer to the clause 2.4.



**Test Result**

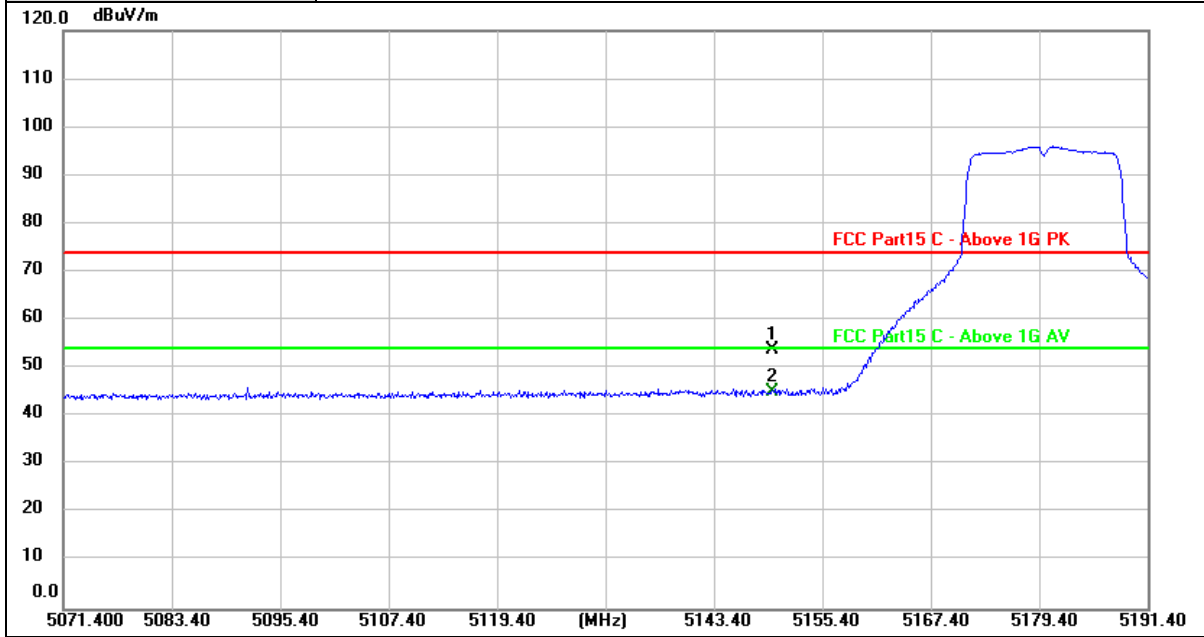
Note: 1. Pre-scan both 4500-5150MHz, 5350-5460MHz were investigated, report only shows the test data for worst case.

2. Pre-scan all antenna, only show the test data for worse case antenna on the test report.





Ant. No.	Ant 1
Ant. Pol.	Vertical
Test Mode:	TX 802.11a Mode 5180MHz (U-NII-1)



No.	Frequency (MHz)	Reading (dBuV)	Factor (dB/m)	Level (dBuV/m)	Limit (dBuV/m)	Margin (dB)	Detector
1	5150.000	16.69	37.18	53.87	74.00	-20.13	peak
2 *	5150.000	7.84	37.18	45.02	54.00	-8.98	AVG

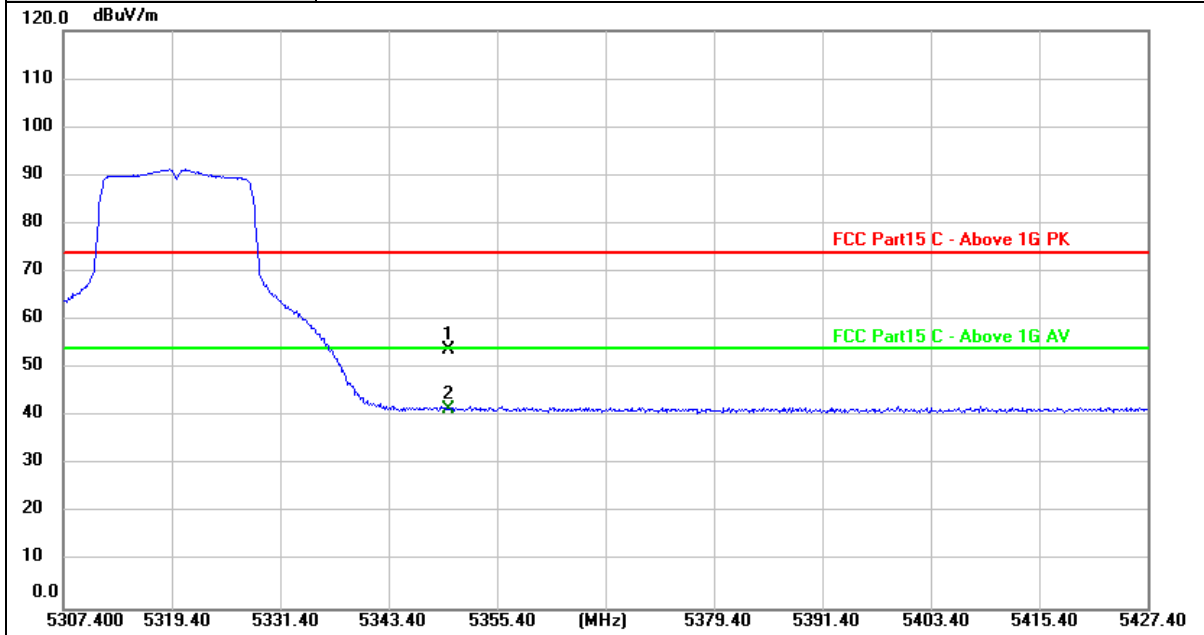
Remarks:

- 1. Factor (dB/m) = Antenna Factor (dB/m)+Cable Factor (dB)-Pre-amplifier Factor
- 2. Margin value = Level -Limit value





Ant. No.	Ant 1
Ant. Pol.	Horizontal
Test Mode:	TX 802.11a Mode 5320MHz (U-NII-2A)



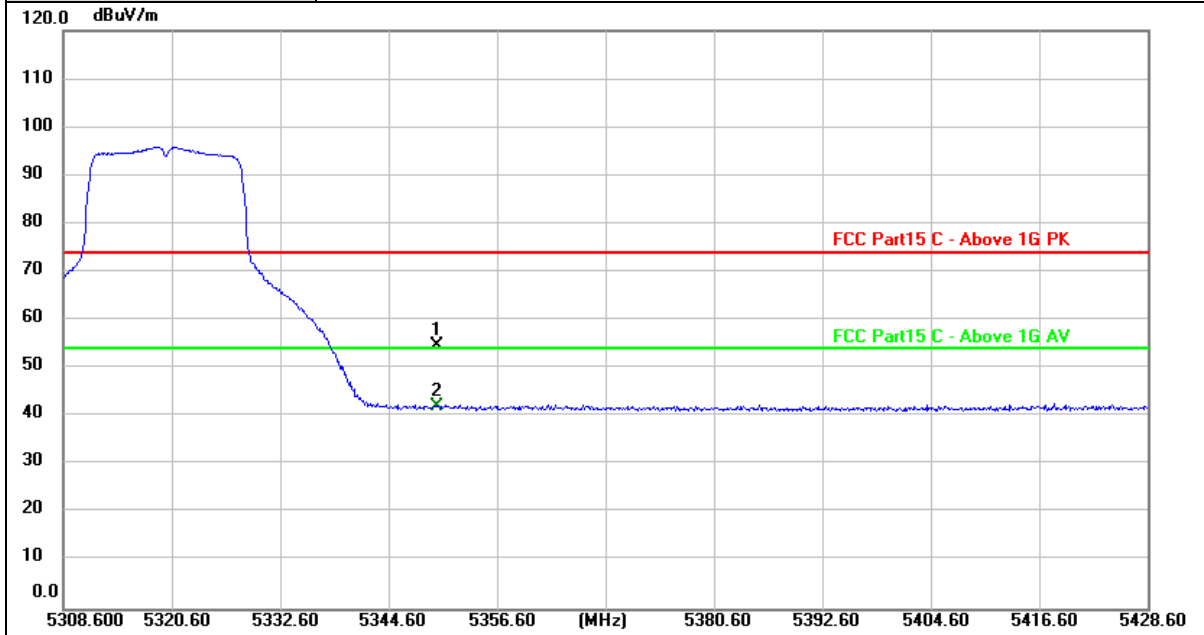
No.	Frequency (MHz)	Reading (dBuV)	Factor (dB/m)	Level (dBuV/m)	Limit (dBuV/m)	Margin (dB)	Detector
1	5350.000	16.33	37.40	53.73	74.00	-20.27	peak
2 *	5350.000	4.27	37.40	41.67	54.00	-12.33	AVG

Remarks:

- 1.Factor (dB/m) = Antenna Factor (dB/m)+Cable Factor (dB)-Pre-amplifier Factor
- 2.Margin value = Level -Limit value



Ant. No.	Ant 1
Ant. Pol.	Vertical
Test Mode:	TX 802.11a Mode 5320MHz (U-NII-2A)



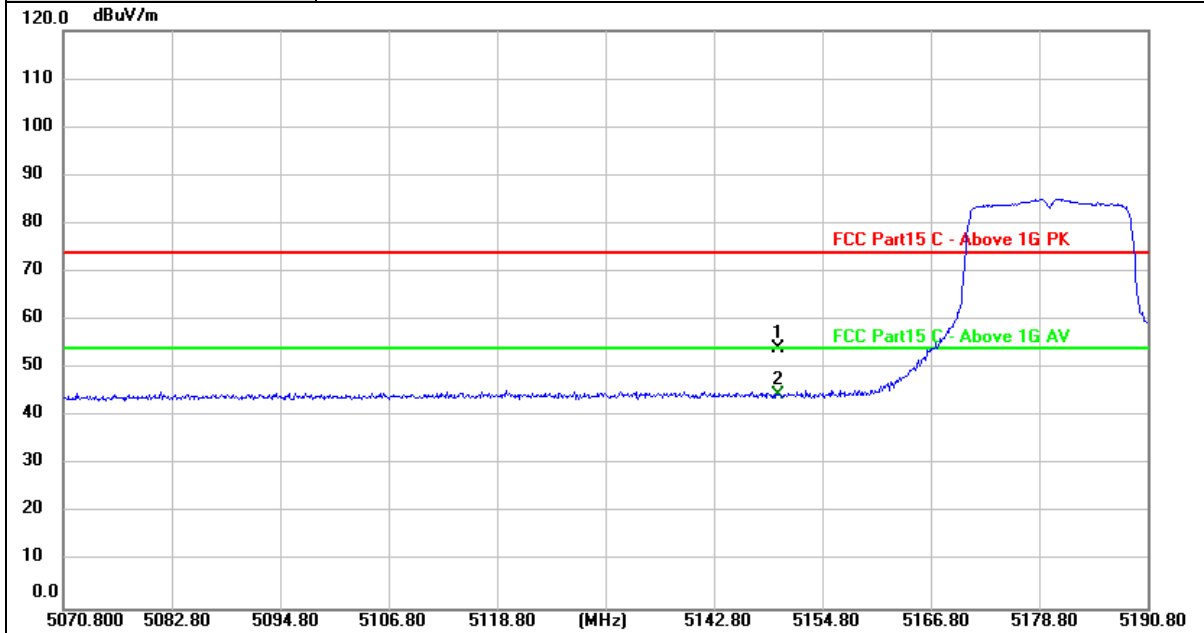
No.	Frequency (MHz)	Reading (dBuV)	Factor (dB/m)	Level (dBuV/m)	Limit (dBuV/m)	Margin (dB)	Detector
1	5350.000	17.26	37.40	54.66	74.00	-19.34	peak
2 *	5350.000	4.69	37.40	42.09	54.00	-11.91	AVG

Remarks:

- 1. Factor (dB/m) = Antenna Factor (dB/m)+Cable Factor (dB)-Pre-amplifier Factor
- 2. Margin value = Level -Limit value



Ant. No.	Ant 1 + Ant 2
Ant. Pol.	Horizontal
Test Mode:	TX 802.11n(HT20) Mode 5180MHz (U-NII-1)



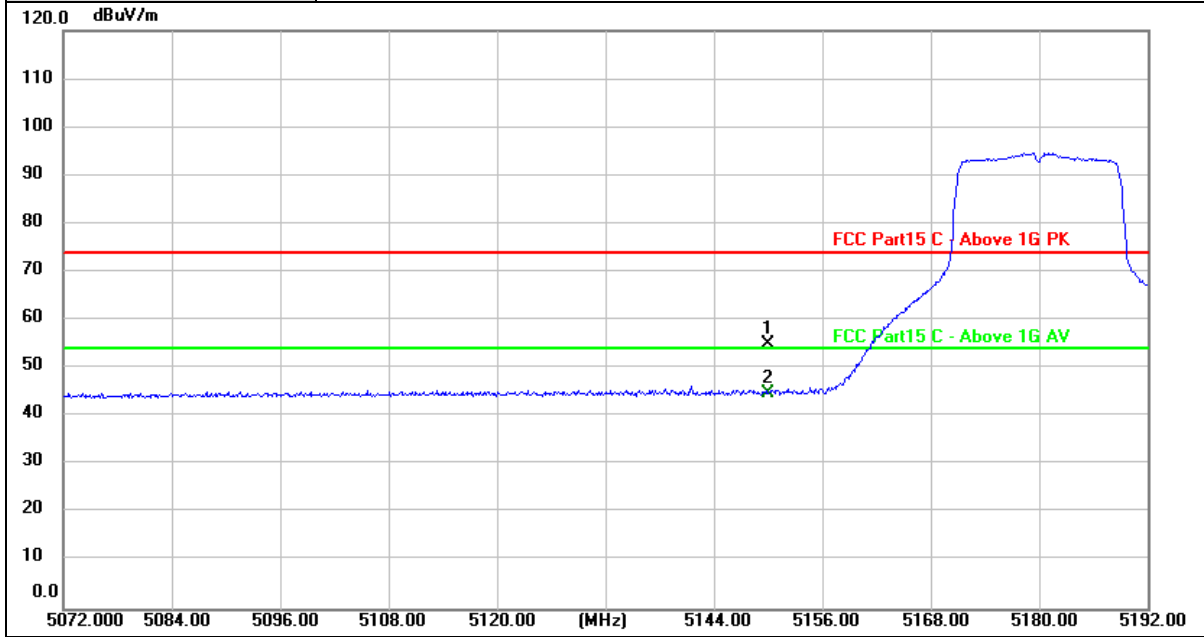
No.	Frequency (MHz)	Reading (dBuV)	Factor (dB/m)	Level (dBuV/m)	Limit (dBuV/m)	Margin (dB)	Detector
1	5150.000	16.93	37.18	54.11	74.00	-19.89	peak
2 *	5150.000	7.36	37.18	44.54	54.00	-9.46	AVG

Remarks:

- Factor (dB/m) = Antenna Factor (dB/m)+Cable Factor (dB)-Pre-amplifier Factor
- Margin value = Level -Limit value



<b>Ant. No.</b>	Ant 1 + Ant 2
<b>Ant. Pol.</b>	Vertical
<b>Test Mode:</b>	TX 802.11n(HT20) Mode 5180MHz (U-NII-1)



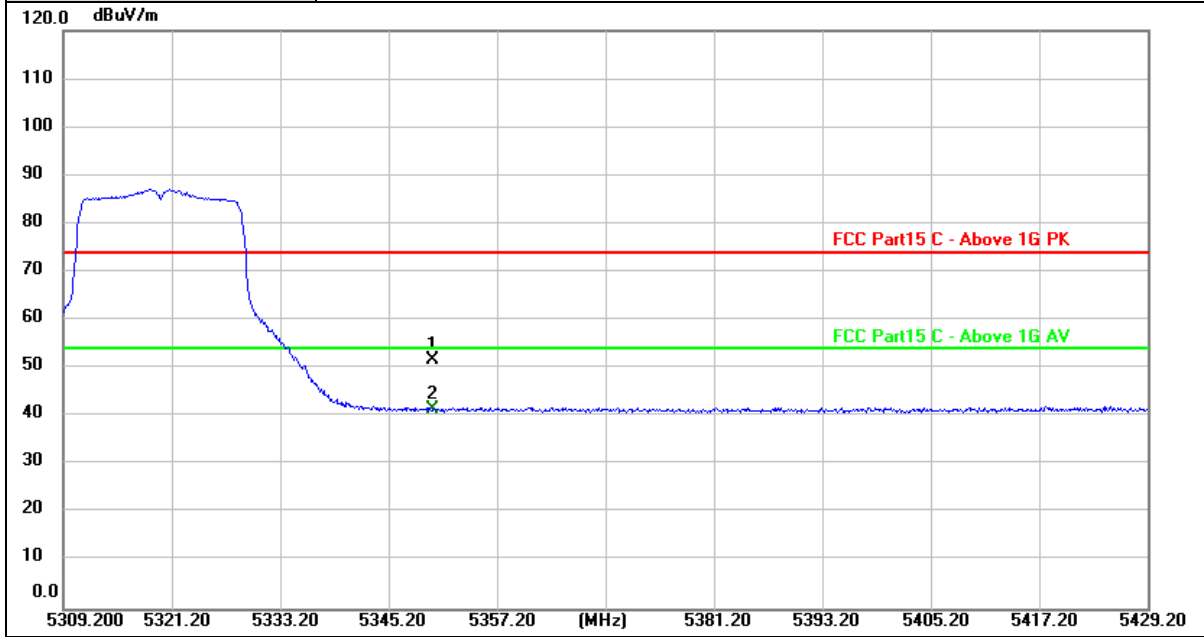
No.	Frequency (MHz)	Reading (dBuV)	Factor (dB/m)	Level (dBuV/m)	Limit (dBuV/m)	Margin (dB)	Detector
1	5150.000	17.82	37.18	55.00	74.00	-19.00	peak
2 *	5150.000	7.80	37.18	44.98	54.00	-9.02	AVG

Remarks:

- 1. Factor (dB/m) = Antenna Factor (dB/m)+Cable Factor (dB)-Pre-amplifier Factor
- 2. Margin value = Level -Limit value



Ant. No.	Ant 1 + Ant 2
Ant. Pol.	Horizontal
Test Mode:	TX 802.11n(HT20) Mode 5320MHz (U-NII-2A)



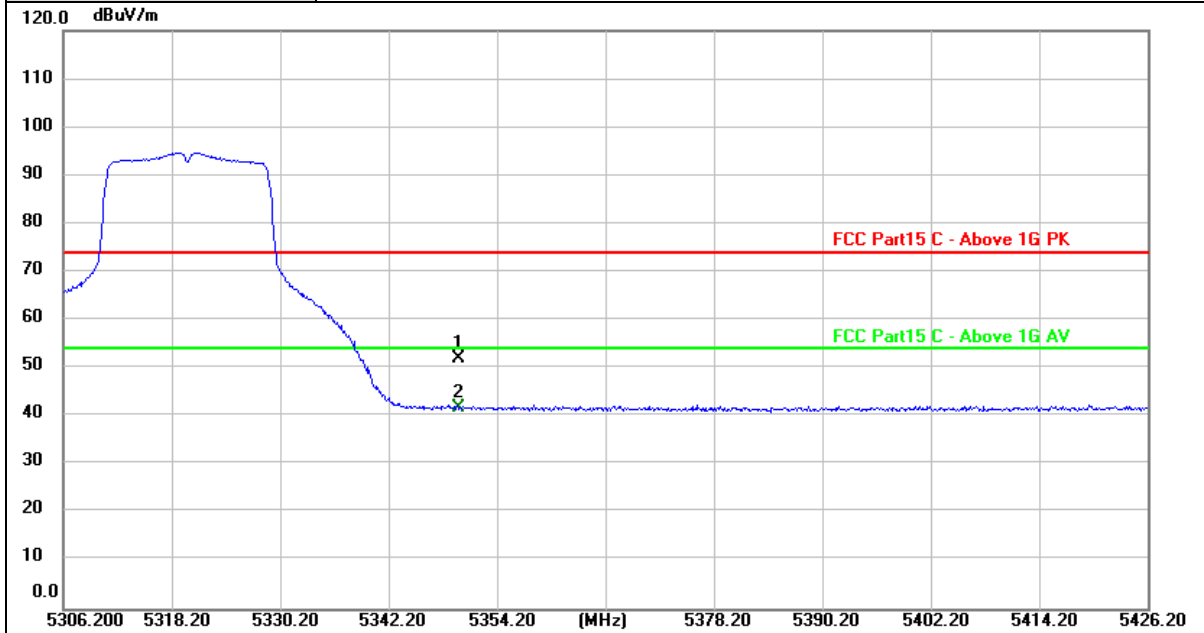
No.	Frequency (MHz)	Reading (dBuV)	Factor (dB/m)	Level (dBuV/m)	Limit (dBuV/m)	Margin (dB)	Detector
1	5350.000	14.39	37.40	51.79	74.00	-22.21	peak
2 *	5350.000	4.25	37.40	41.65	54.00	-12.35	AVG

Remarks:

- 1.Factor (dB/m) = Antenna Factor (dB/m)+Cable Factor (dB)-Pre-amplifier Factor
- 2.Margin value = Level -Limit value



Ant. No.	Ant 1 + Ant 2
Ant. Pol.	Vertical
Test Mode:	TX 802.11n(HT20) Mode 5320MHz (U-NII-2A)



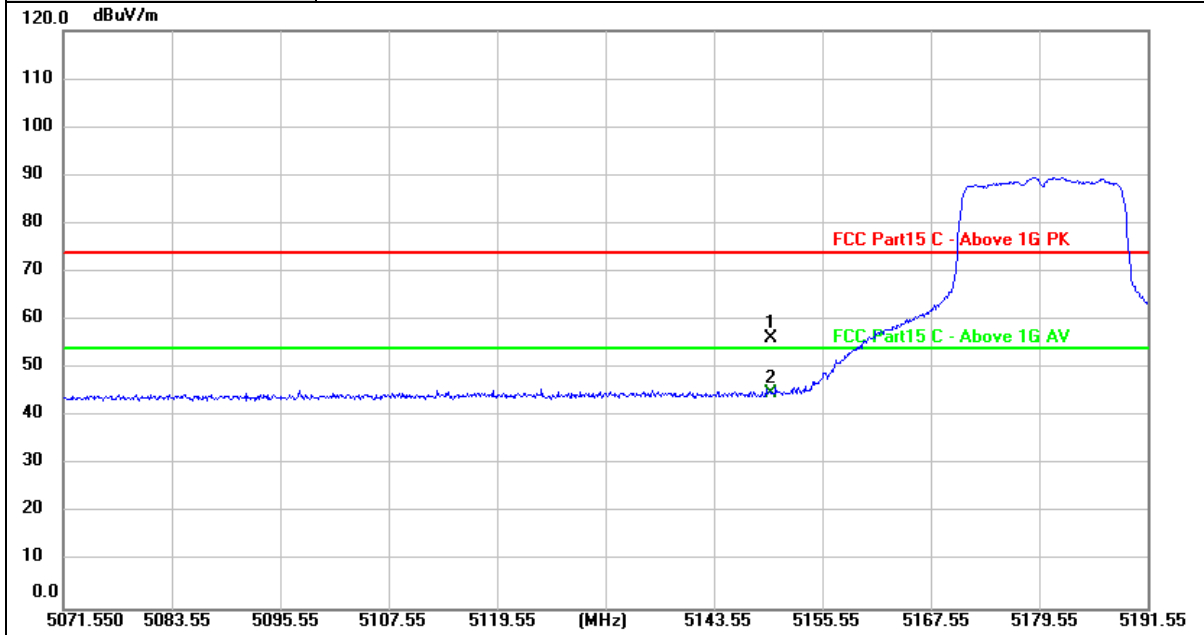
No.	Frequency (MHz)	Reading (dBuV)	Factor (dB/m)	Level (dBuV/m)	Limit (dBuV/m)	Margin (dB)	Detector
1	5350.000	14.57	37.40	51.97	74.00	-22.03	peak
2 *	5350.000	4.54	37.40	41.94	54.00	-12.06	AVG

Remarks:

- 1. Factor (dB/m) = Antenna Factor (dB/m)+Cable Factor (dB)-Pre-amplifier Factor
- 2. Margin value = Level -Limit value



Ant. No.	Ant 1 + Ant 2
Ant. Pol.	Horizontal
Test Mode:	TX 802.11ac(VHT20) Mode 5180MHz (U-NII-1)



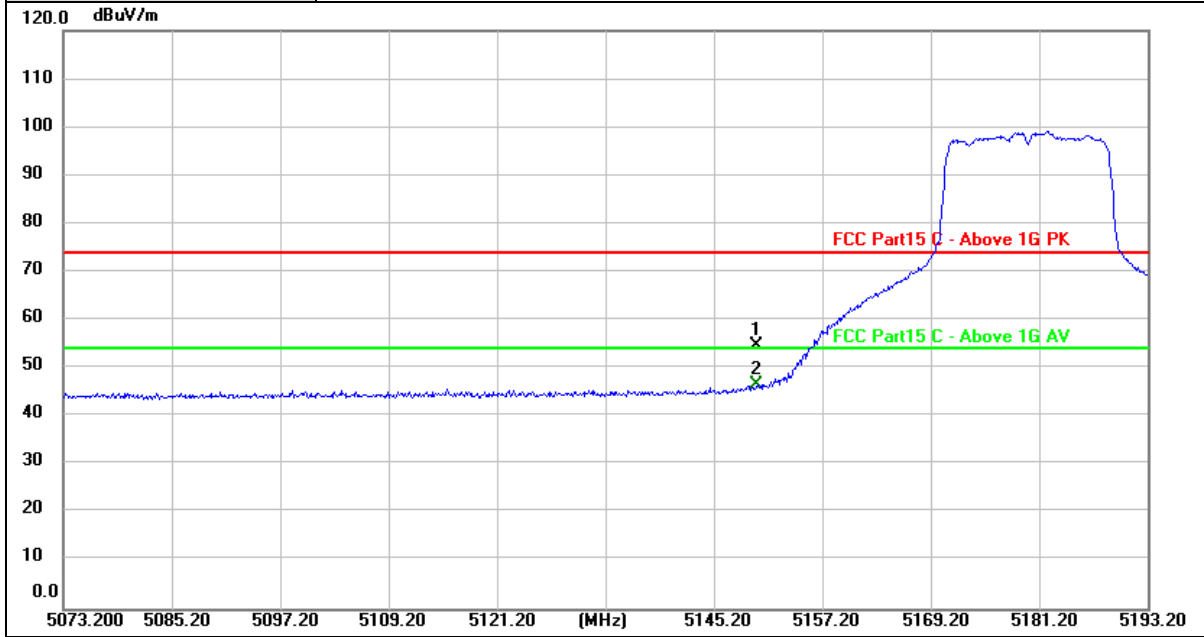
No.	Frequency (MHz)	Reading (dBuV)	Factor (dB/m)	Level (dBuV/m)	Limit (dBuV/m)	Margin (dB)	Detector
1	5150.000	19.20	37.18	56.38	74.00	-17.62	peak
2 *	5150.000	7.68	37.18	44.86	54.00	-9.14	AVG

Remarks:

- 1. Factor (dB/m) = Antenna Factor (dB/m)+Cable Factor (dB)-Pre-amplifier Factor
- 2. Margin value = Level -Limit value



Ant. No.	Ant 1 + Ant 2
Ant. Pol.	Vertical
Test Mode:	TX 802.11ac(VHT20) Mode 5180MHz (U-NII-1)



No.	Frequency (MHz)	Reading (dBuV)	Factor (dB/m)	Level (dBuV/m)	Limit (dBuV/m)	Margin (dB)	Detector
1	5150.000	17.54	37.18	54.72	74.00	-19.28	peak
2 *	5150.000	9.62	37.18	46.80	54.00	-7.20	AVG

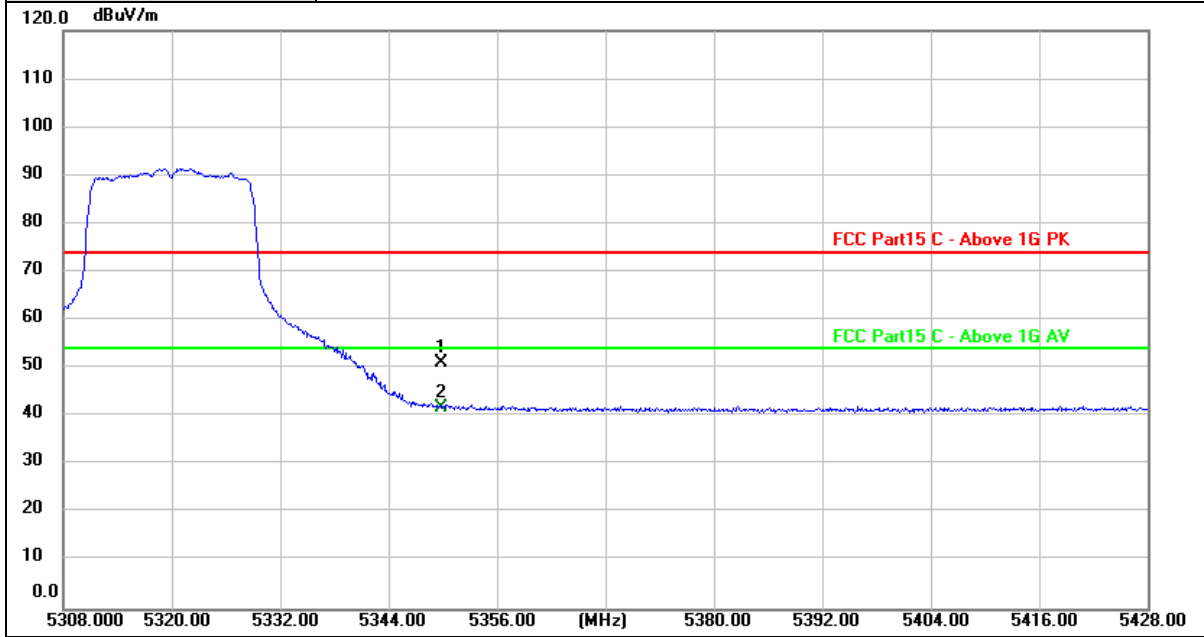
Remarks:

- 1. Factor (dB/m) = Antenna Factor (dB/m)+Cable Factor (dB)-Pre-amplifier Factor
- 2. Margin value = Level -Limit value





Ant. No.	Ant 1 + Ant 2
Ant. Pol.	Horizontal
Test Mode:	TX 802.11ac(VHT20) Mode 5320MHz (U-NII-2A)



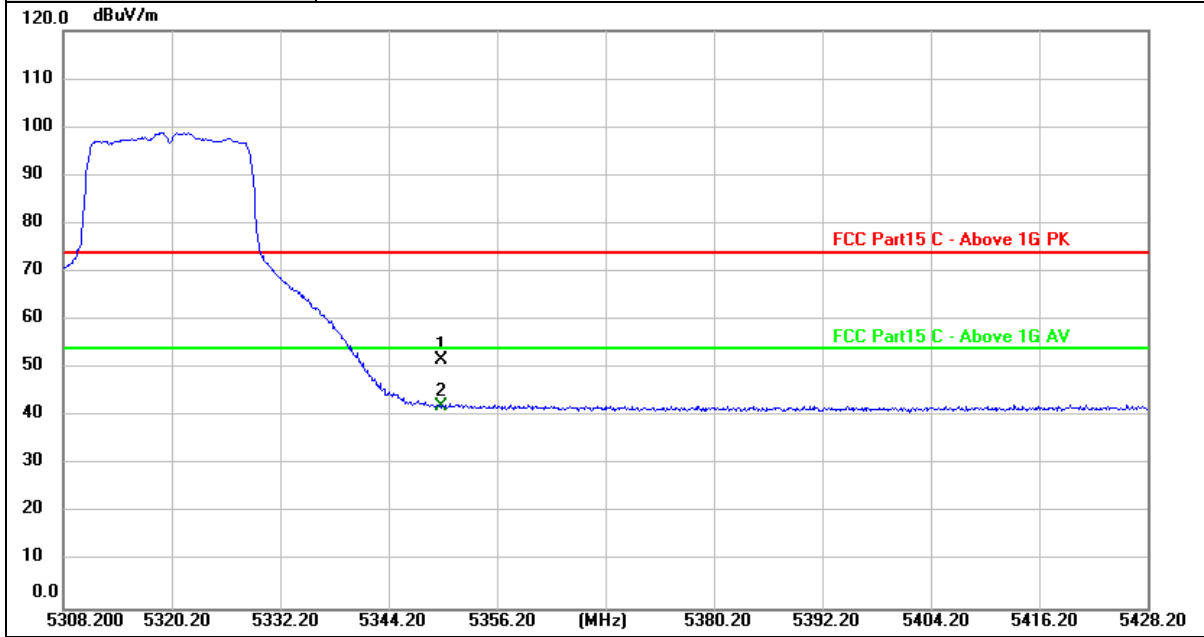
No.	Frequency (MHz)	Reading (dBuV)	Factor (dB/m)	Level (dBuV/m)	Limit (dBuV/m)	Margin (dB)	Detector
1	5350.000	13.67	37.40	51.07	74.00	-22.93	peak
2 *	5350.000	4.41	37.40	41.81	54.00	-12.19	AVG

Remarks:

- 1. Factor (dB/m) = Antenna Factor (dB/m)+Cable Factor (dB)-Pre-amplifier Factor
- 2. Margin value = Level -Limit value



Ant. No.	Ant 1 + Ant 2
Ant. Pol.	Vertical
Test Mode:	TX 802.11ac(VHT20) Mode 5320MHz (U-NII-2A)



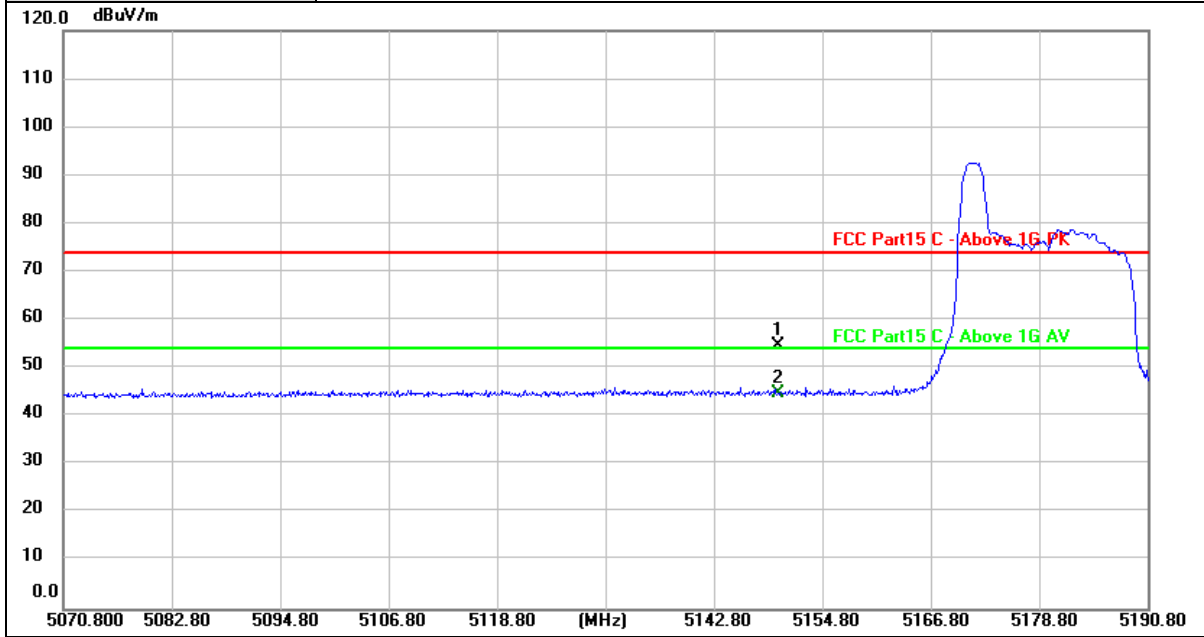
No.	Frequency (MHz)	Reading (dBuV)	Factor (dB/m)	Level (dBuV/m)	Limit (dBuV/m)	Margin (dB)	Detector
1	5350.000	14.34	37.40	51.74	74.00	-22.26	peak
2 *	5350.000	4.66	37.40	42.06	54.00	-11.94	AVG

Remarks:

- 1. Factor (dB/m) = Antenna Factor (dB/m)+Cable Factor (dB)-Pre-amplifier Factor
- 2. Margin value = Level -Limit value



Ant. No.	Ant 1 + Ant 2
Ant. Pol.	Horizontal
Test Mode:	TX 802.11ax(HE20) Mode 5180MHz (U-NII-1) 26/0



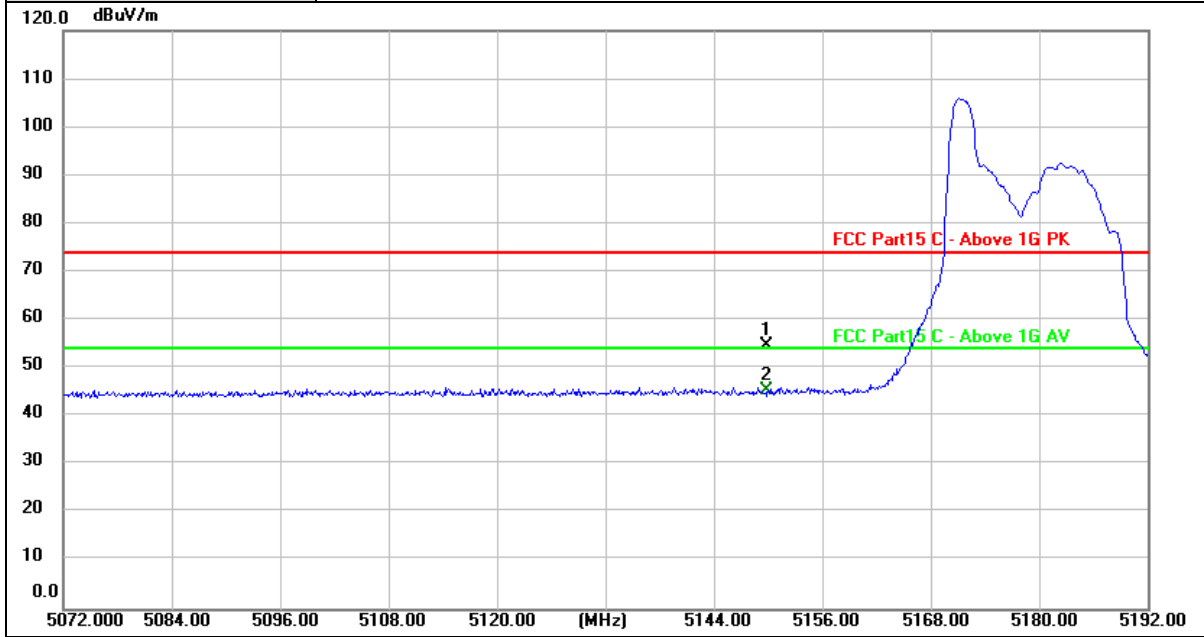
No.	Frequency (MHz)	Reading (dBuV)	Factor (dB/m)	Level (dBuV/m)	Limit (dBuV/m)	Margin (dB)	Detector
1	5150.000	17.48	37.18	54.66	74.00	-19.34	peak
2 *	5150.000	7.70	37.18	44.88	54.00	-9.12	AVG

Remarks:

- 1. Factor (dB/m) = Antenna Factor (dB/m)+Cable Factor (dB)-Pre-amplifier Factor
- 2. Margin value = Level -Limit value



<b>Ant. No.</b>	Ant 1 + Ant 2
<b>Ant. Pol.</b>	Vertical
<b>Test Mode:</b>	TX 802.11ax(HE20) Mode 5180MHz (U-NII-1) 26/0



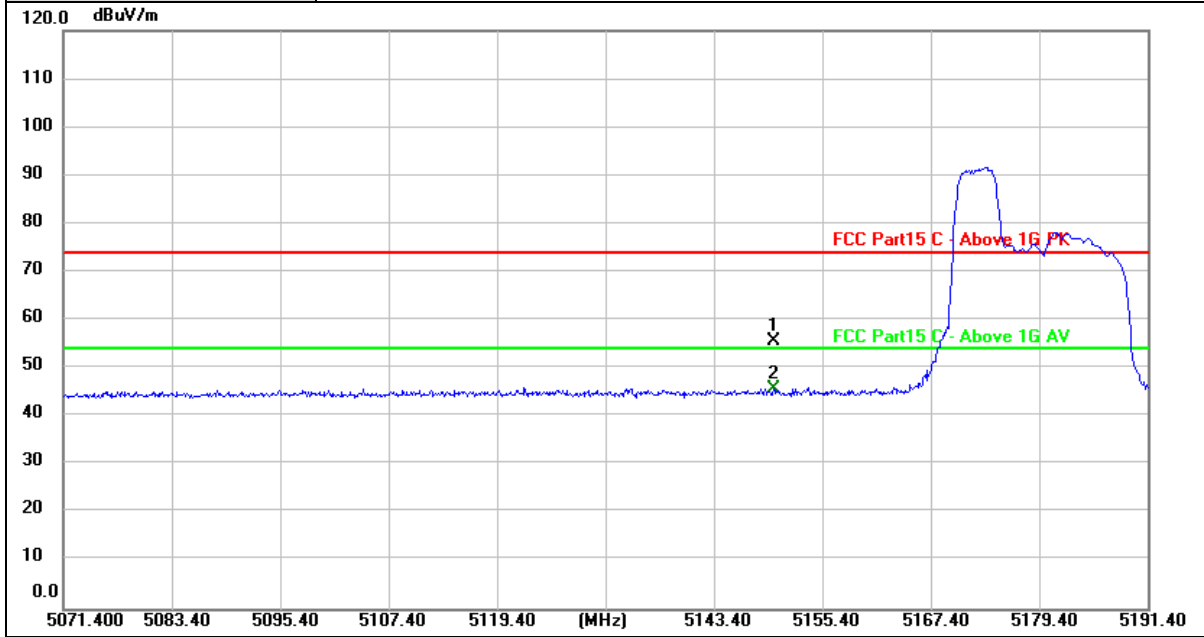
No.	Frequency (MHz)	Reading (dBuV)	Factor (dB/m)	Level (dBuV/m)	Limit (dBuV/m)	Margin (dB)	Detector
1	5150.000	17.46	37.18	54.64	74.00	-19.36	peak
2 *	5150.000	8.14	37.18	45.32	54.00	-8.68	AVG

Remarks:

- 1. Factor (dB/m) = Antenna Factor (dB/m)+Cable Factor (dB)-Pre-amplifier Factor
- 2. Margin value = Level -Limit value



Ant. No.	Ant 1 + Ant 2
Ant. Pol.	Horizontal
Test Mode:	TX 802.11ax(HE20) Mode 5180MHz (U-NII-1) 52/37



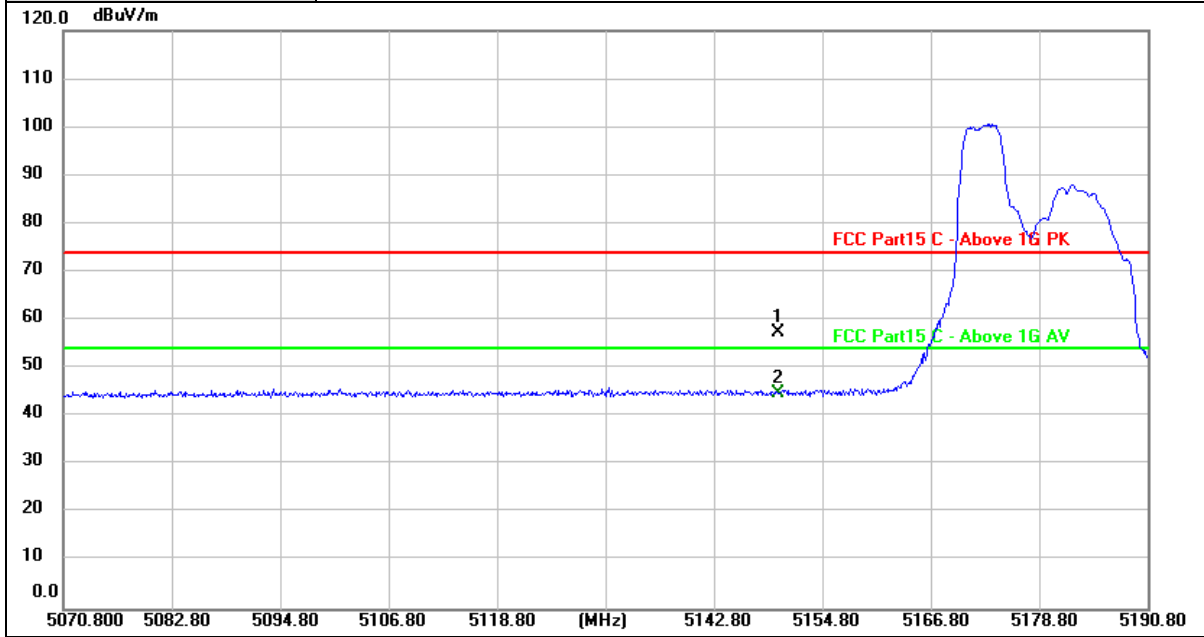
No.	Frequency (MHz)	Reading (dBuV)	Factor (dB/m)	Level (dBuV/m)	Limit (dBuV/m)	Margin (dB)	Detector
1	5150.000	18.34	37.18	55.52	74.00	-18.48	peak
2 *	5150.000	8.62	37.18	45.80	54.00	-8.20	AVG

Remarks:

- 1. Factor (dB/m) = Antenna Factor (dB/m)+Cable Factor (dB)-Pre-amplifier Factor
- 2. Margin value = Level -Limit value



Ant. No.	Ant 1 + Ant 2
Ant. Pol.	Vertical
Test Mode:	TX 802.11ax(HE20) Mode 5180MHz (U-NII-1) 52/37



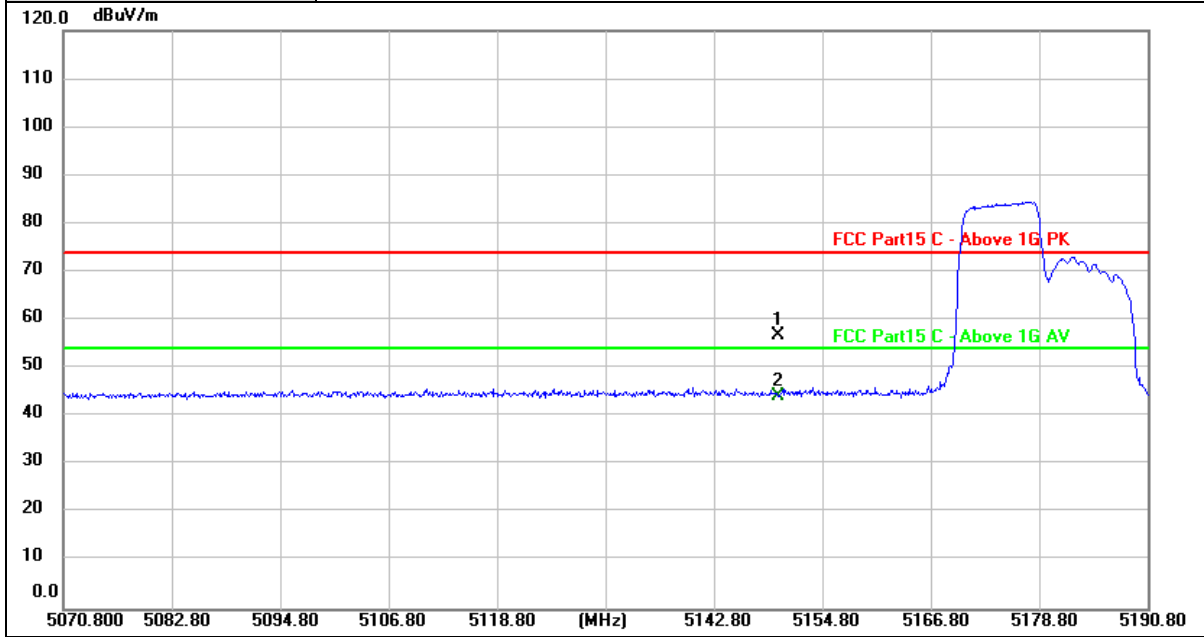
No.	Frequency (MHz)	Reading (dBuV)	Factor (dB/m)	Level (dBuV/m)	Limit (dBuV/m)	Margin (dB)	Detector
1	5150.000	20.38	37.18	57.56	74.00	-16.44	peak
2 *	5150.000	7.54	37.18	44.72	54.00	-9.28	AVG

Remarks:

- 1. Factor (dB/m) = Antenna Factor (dB/m) + Cable Factor (dB) - Pre-amplifier Factor
- 2. Margin value = Level - Limit value



Ant. No.	Ant 1 + Ant 2
Ant. Pol.	Horizontal
Test Mode:	TX 802.11ax(HE20) Mode 5180MHz (U-NII-1) 106/53



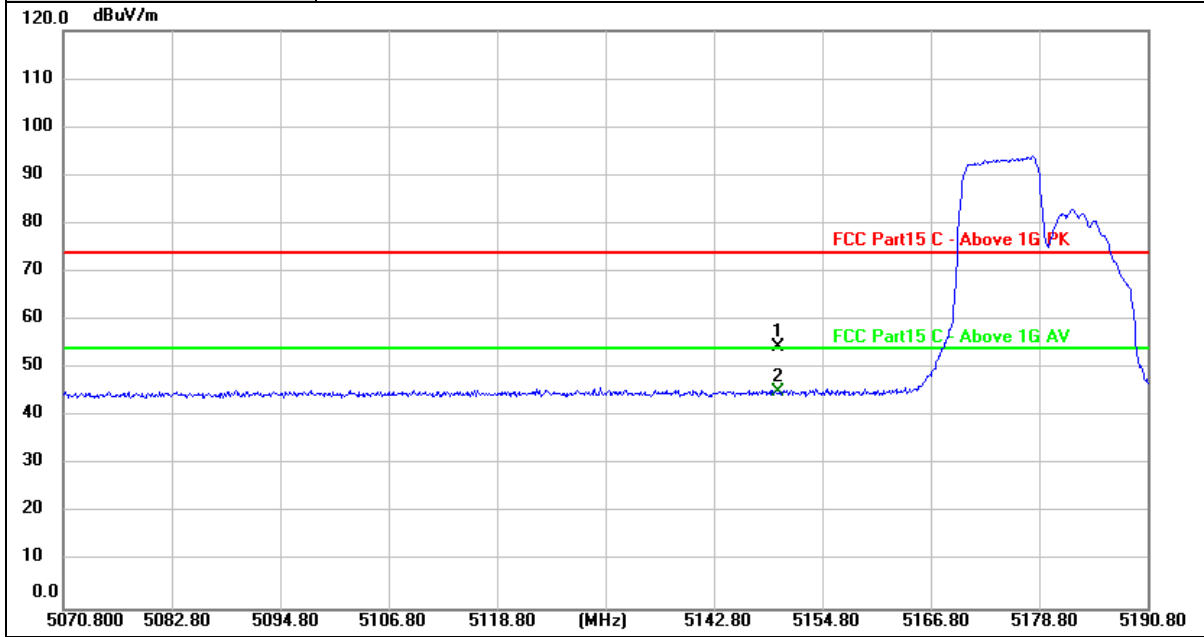
No.	Frequency (MHz)	Reading (dBuV)	Factor (dB/m)	Level (dBuV/m)	Limit (dBuV/m)	Margin (dB)	Detector
1	5150.000	19.76	37.18	56.94	74.00	-17.06	peak
2 *	5150.000	7.11	37.18	44.29	54.00	-9.71	AVG

Remarks:

- Factor (dB/m) = Antenna Factor (dB/m)+Cable Factor (dB)-Pre-amplifier Factor
- Margin value = Level -Limit value



Ant. No.	Ant 1 + Ant 2
Ant. Pol.	Vertical
Test Mode:	TX 802.11ax(HE20) Mode 5180MHz (U-NII-1) 106/53



No.	Frequency (MHz)	Reading (dBuV)	Factor (dB/m)	Level (dBuV/m)	Limit (dBuV/m)	Margin (dB)	Detector
1	5150.000	17.13	37.18	54.31	74.00	-19.69	peak
2 *	5150.000	7.84	37.18	45.02	54.00	-8.98	AVG

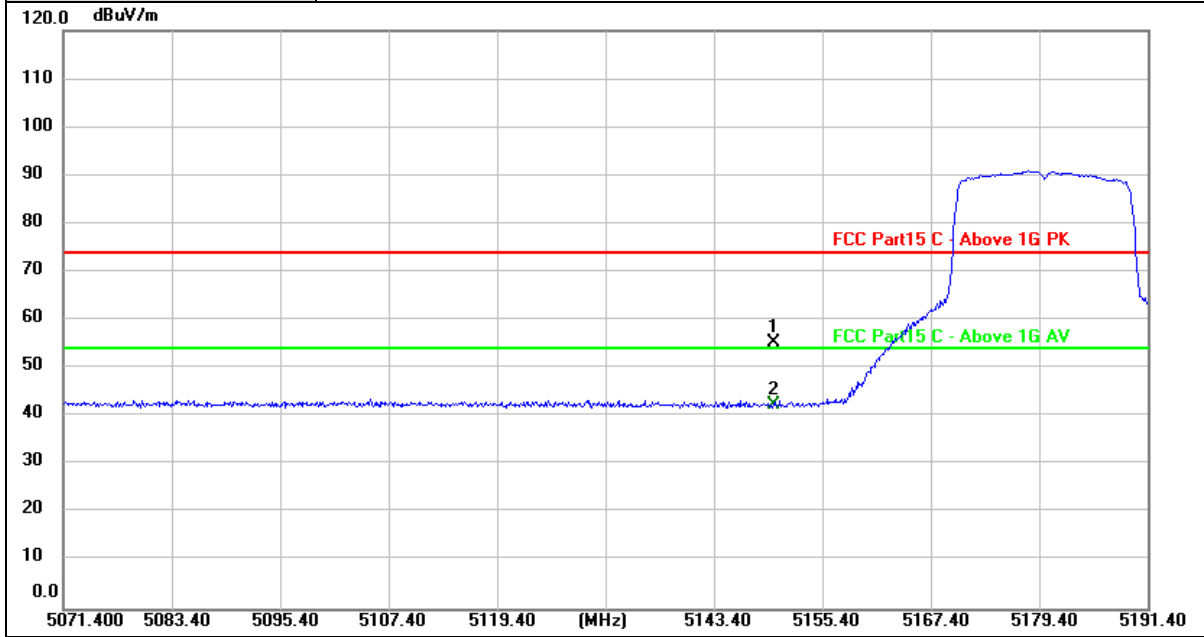
Remarks:

- 1. Factor (dB/m) = Antenna Factor (dB/m) + Cable Factor (dB) - Pre-amplifier Factor
- 2. Margin value = Level - Limit value





Ant. No.	Ant 1 + Ant 2
Ant. Pol.	Horizontal
Test Mode:	TX 802.11ax(HE20) Mode 5180MHz (U-NII-1) 242/61



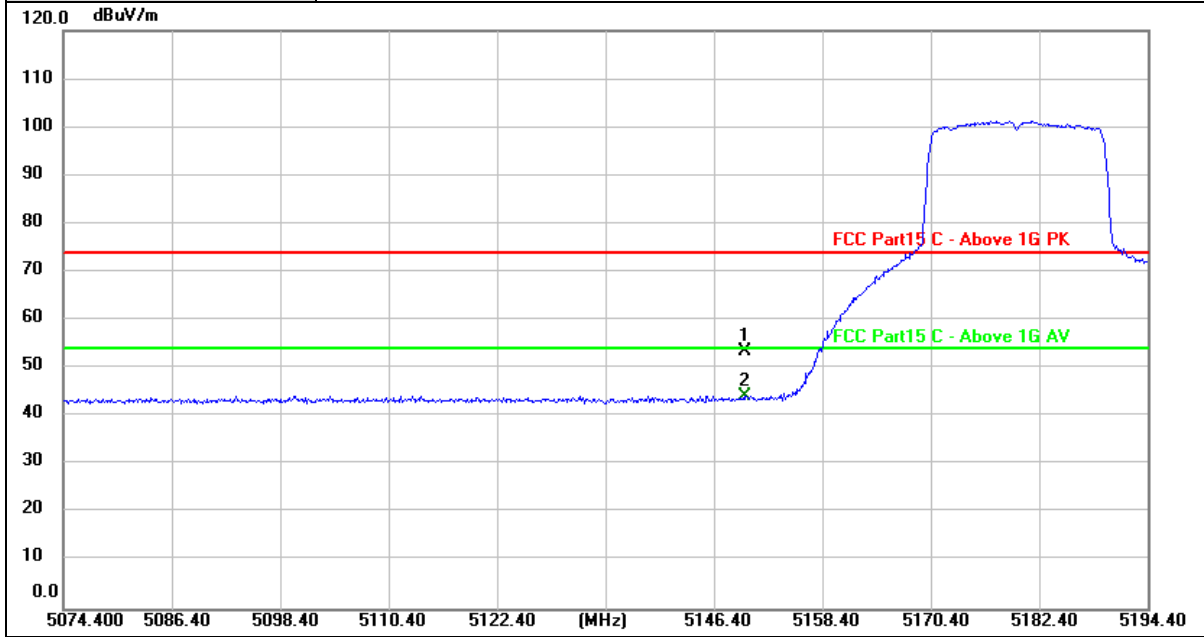
No.	Frequency (MHz)	Reading (dBuV)	Factor (dB/m)	Level (dBuV/m)	Limit (dBuV/m)	Margin (dB)	Detector
1	5150.000	18.10	37.18	55.28	74.00	-18.72	peak
2 *	5150.000	5.25	37.18	42.43	54.00	-11.57	AVG

Remarks:

- 1. Factor (dB/m) = Antenna Factor (dB/m)+Cable Factor (dB)-Pre-amplifier Factor
- 2. Margin value = Level -Limit value



Ant. No.	Ant 1 + Ant 2
Ant. Pol.	Vertical
Test Mode:	TX 802.11ax(HE20) Mode 5180MHz (U-NII-1) 242/61



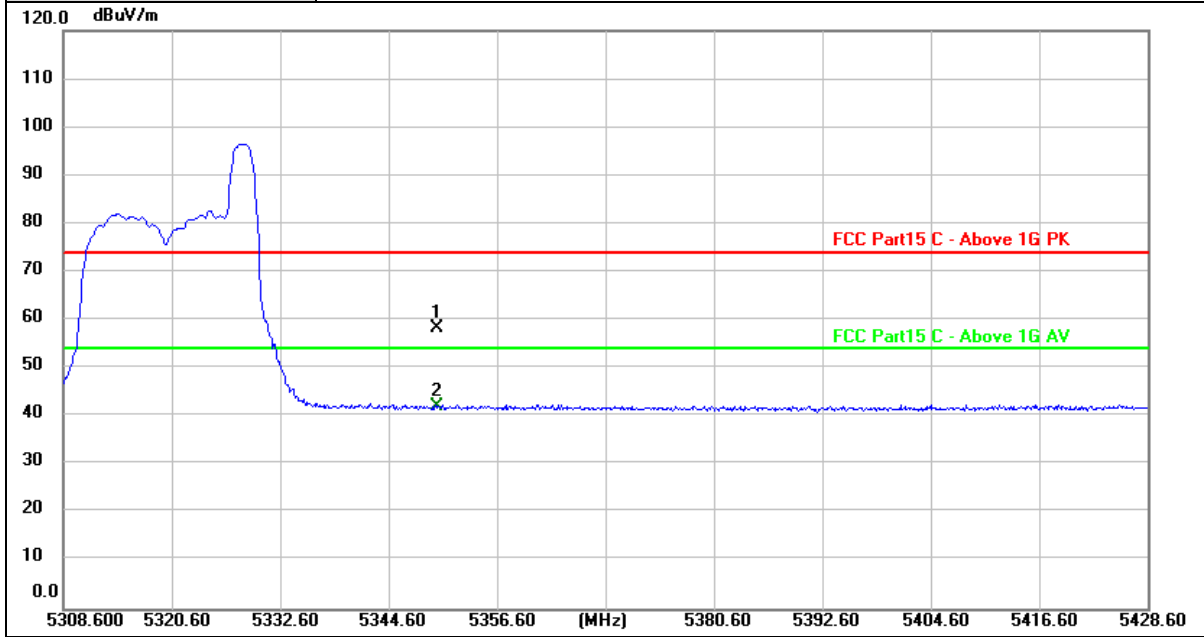
No.	Frequency (MHz)	Reading (dBuV)	Factor (dB/m)	Level (dBuV/m)	Limit (dBuV/m)	Margin (dB)	Detector
1	5150.000	16.37	37.18	53.55	74.00	-20.45	peak
2 *	5150.000	7.04	37.18	44.22	54.00	-9.78	AVG

Remarks:

- 1. Factor (dB/m) = Antenna Factor (dB/m)+Cable Factor (dB)-Pre-amplifier Factor
- 2. Margin value = Level -Limit value



<b>Ant. No.</b>	Ant 1 + Ant 2
<b>Ant. Pol.</b>	Horizontal
<b>Test Mode:</b>	TX 802.11ax(HE20) Mode 5320MHz (U-NII-2A) 26/8



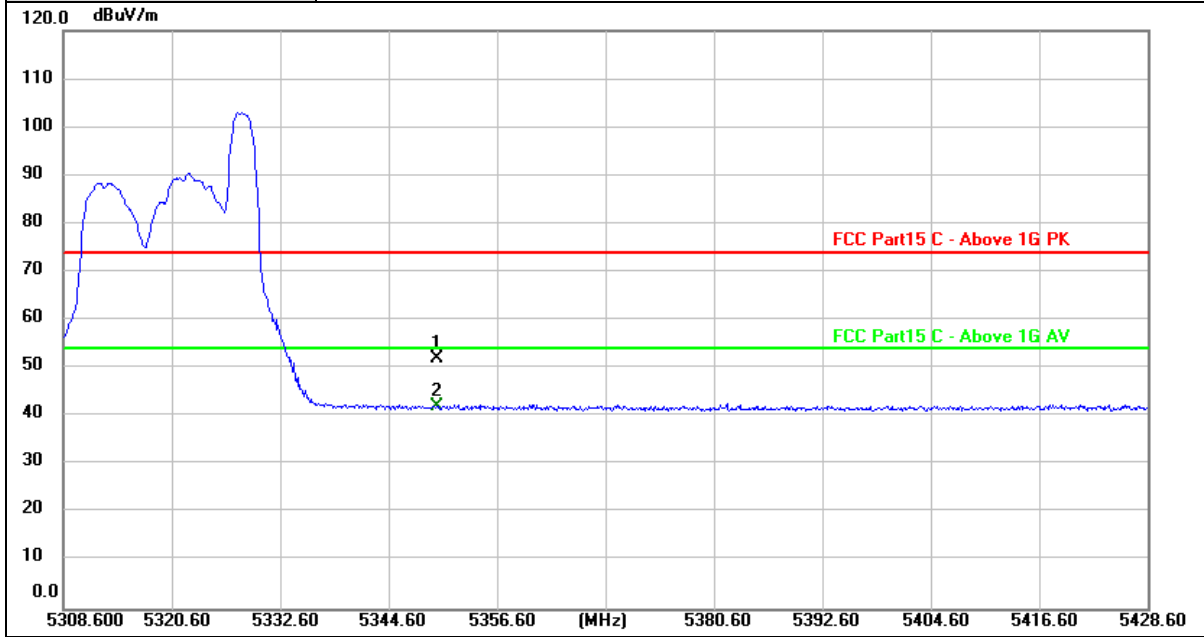
No.	Frequency (MHz)	Reading (dBuV)	Factor (dB/m)	Level (dBuV/m)	Limit (dBuV/m)	Margin (dB)	Detector
1	5350.000	21.03	37.40	58.43	74.00	-15.57	peak
2 *	5350.000	4.87	37.40	42.27	54.00	-11.73	AVG

Remarks:

- 1. Factor (dB/m) = Antenna Factor (dB/m)+Cable Factor (dB)-Pre-amplifier Factor
- 2. Margin value = Level -Limit value



<b>Ant. No.</b>	Ant 1 + Ant 2
<b>Ant. Pol.</b>	Vertical
<b>Test Mode:</b>	TX 802.11ax(HE20) Mode 5320MHz (U-NII-2A) 26/8



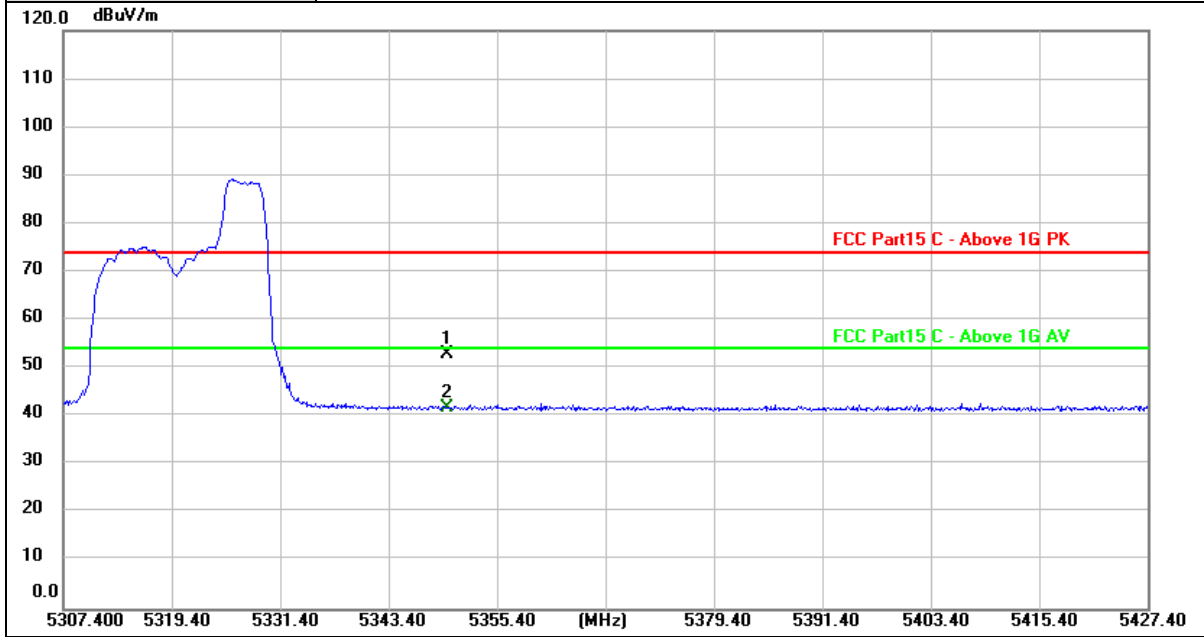
No.	Frequency (MHz)	Reading (dBuV)	Factor (dB/m)	Level (dBuV/m)	Limit (dBuV/m)	Margin (dB)	Detector
1	5350.000	14.51	37.40	51.91	74.00	-22.09	peak
2 *	5350.000	4.81	37.40	42.21	54.00	-11.79	AVG

Remarks:

- 1.Factor (dB/m) = Antenna Factor (dB/m)+Cable Factor (dB)-Pre-amplifier Factor
- 2.Margin value = Level -Limit value



Ant. No.	Ant 1 + Ant 2
Ant. Pol.	Horizontal
Test Mode:	TX 802.11ax(HE20) Mode 5320MHz (U-NII-2A) 52/40



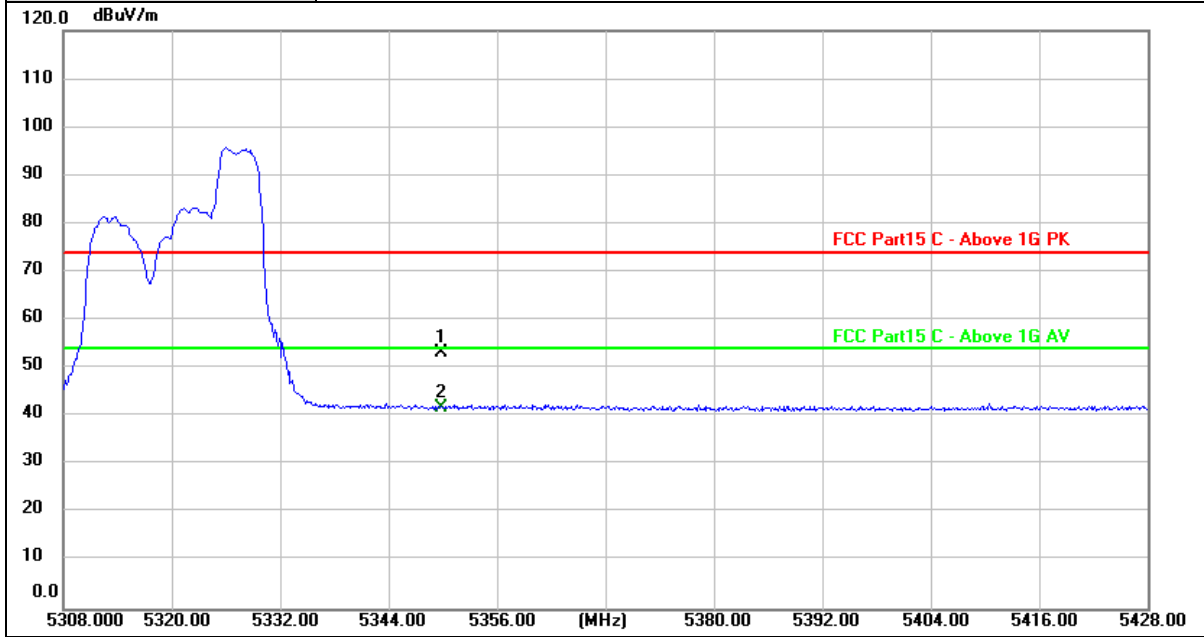
No.	Frequency (MHz)	Reading (dBuV)	Factor (dB/m)	Level (dBuV/m)	Limit (dBuV/m)	Margin (dB)	Detector
1	5350.000	15.64	37.40	53.04	74.00	-20.96	peak
2 *	5350.000	4.34	37.40	41.74	54.00	-12.26	AVG

Remarks:

- 1. Factor (dB/m) = Antenna Factor (dB/m)+Cable Factor (dB)-Pre-amplifier Factor
- 2. Margin value = Level -Limit value



<b>Ant. No.</b>	Ant 1 + Ant 2
<b>Ant. Pol.</b>	Vertical
<b>Test Mode:</b>	TX 802.11ax(HE20) Mode 5320MHz (U-NII-2A) 52/40



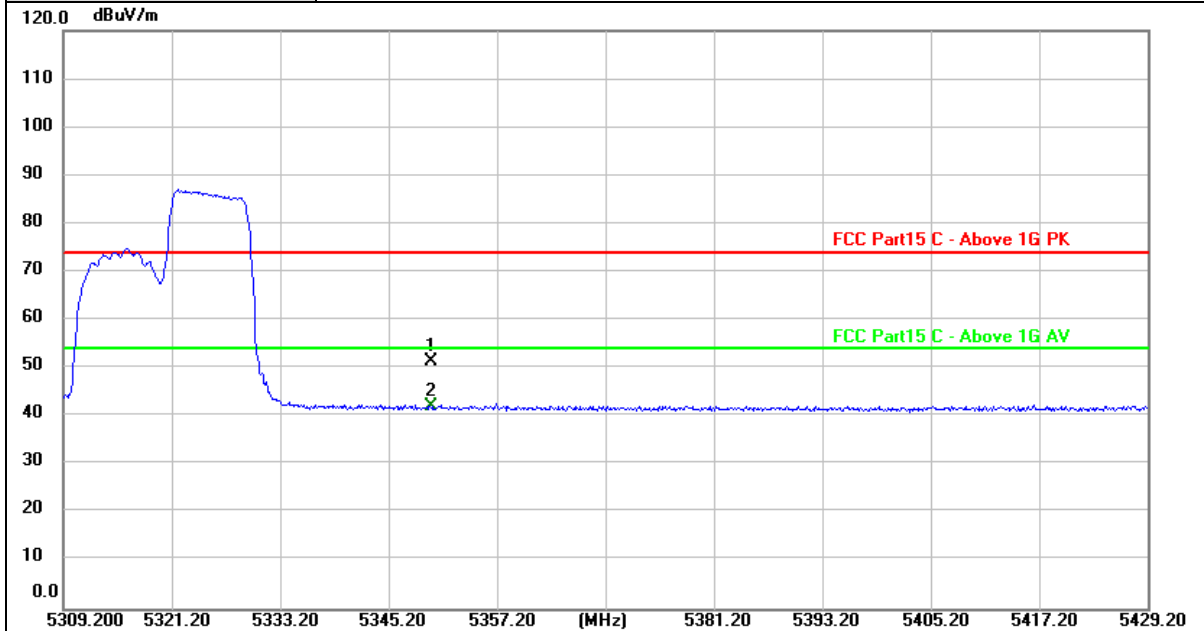
No.	Frequency (MHz)	Reading (dBuV)	Factor (dB/m)	Level (dBuV/m)	Limit (dBuV/m)	Margin (dB)	Detector
1	5350.000	15.75	37.40	53.15	74.00	-20.85	peak
2 *	5350.000	4.56	37.40	41.96	54.00	-12.04	AVG

Remarks:

- 1. Factor (dB/m) = Antenna Factor (dB/m)+Cable Factor (dB)-Pre-amplifier Factor
- 2. Margin value = Level -Limit value



<b>Ant. No.</b>	Ant 1 + Ant 2
<b>Ant. Pol.</b>	Horizontal
<b>Test Mode:</b>	TX 802.11ax(HE20) Mode 5320MHz (U-NII-2A) 106/54



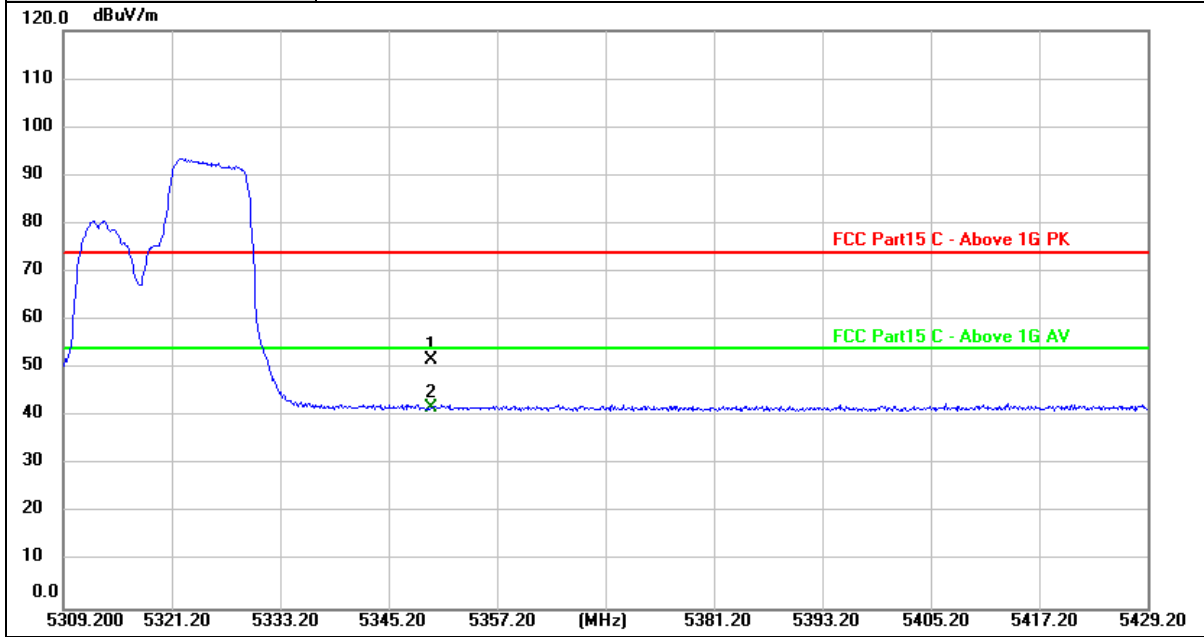
No.	Frequency (MHz)	Reading (dBuV)	Factor (dB/m)	Level (dBuV/m)	Limit (dBuV/m)	Margin (dB)	Detector
1	5350.000	14.19	37.40	51.59	74.00	-22.41	peak
2 *	5350.000	4.68	37.40	42.08	54.00	-11.92	AVG

Remarks:

- 1. Factor (dB/m) = Antenna Factor (dB/m)+Cable Factor (dB)-Pre-amplifier Factor
- 2. Margin value = Level -Limit value



<b>Ant. No.</b>	Ant 1 + Ant 2
<b>Ant. Pol.</b>	Vertical
<b>Test Mode:</b>	TX 802.11ax(HE20) Mode 5320MHz (U-NII-2A) 106/54



No.	Frequency (MHz)	Reading (dBuV)	Factor (dB/m)	Level (dBuV/m)	Limit (dBuV/m)	Margin (dB)	Detector
1	5350.000	14.21	37.40	51.61	74.00	-22.39	peak
2 *	5350.000	4.49	37.40	41.89	54.00	-12.11	AVG

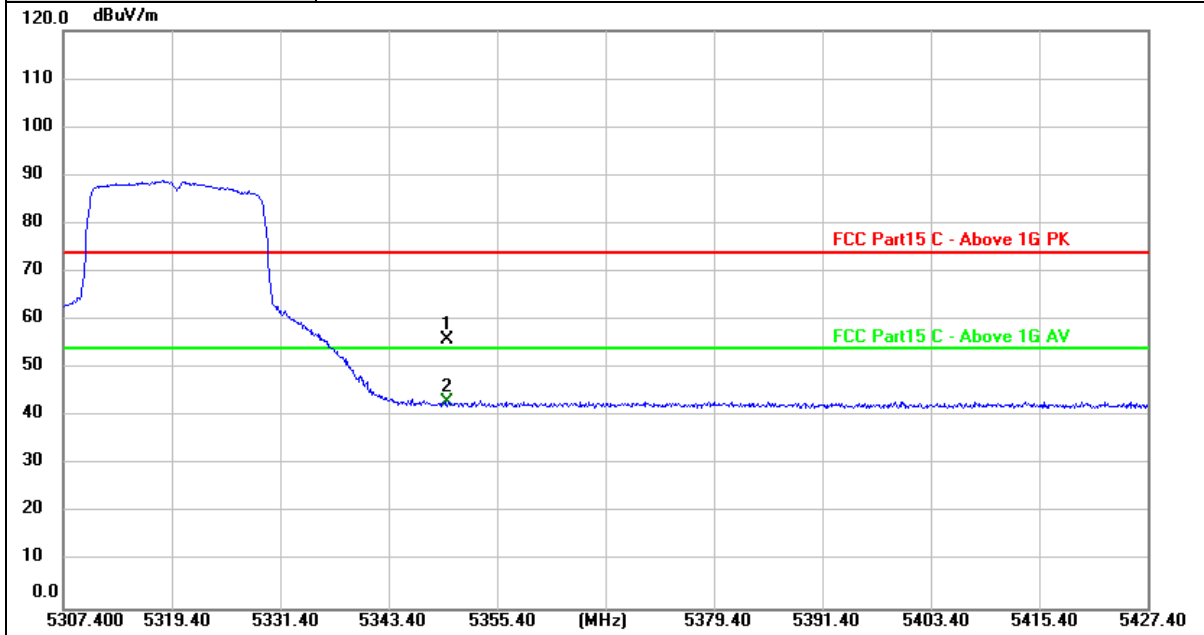
Remarks:

- 1. Factor (dB/m) = Antenna Factor (dB/m)+Cable Factor (dB)-Pre-amplifier Factor
- 2. Margin value = Level -Limit value





<b>Ant. No.</b>	Ant 1 + Ant 2
<b>Ant. Pol.</b>	Horizontal
<b>Test Mode:</b>	TX 802.11ax(HE20) Mode 5320MHz (U-NII-2A) 242/61



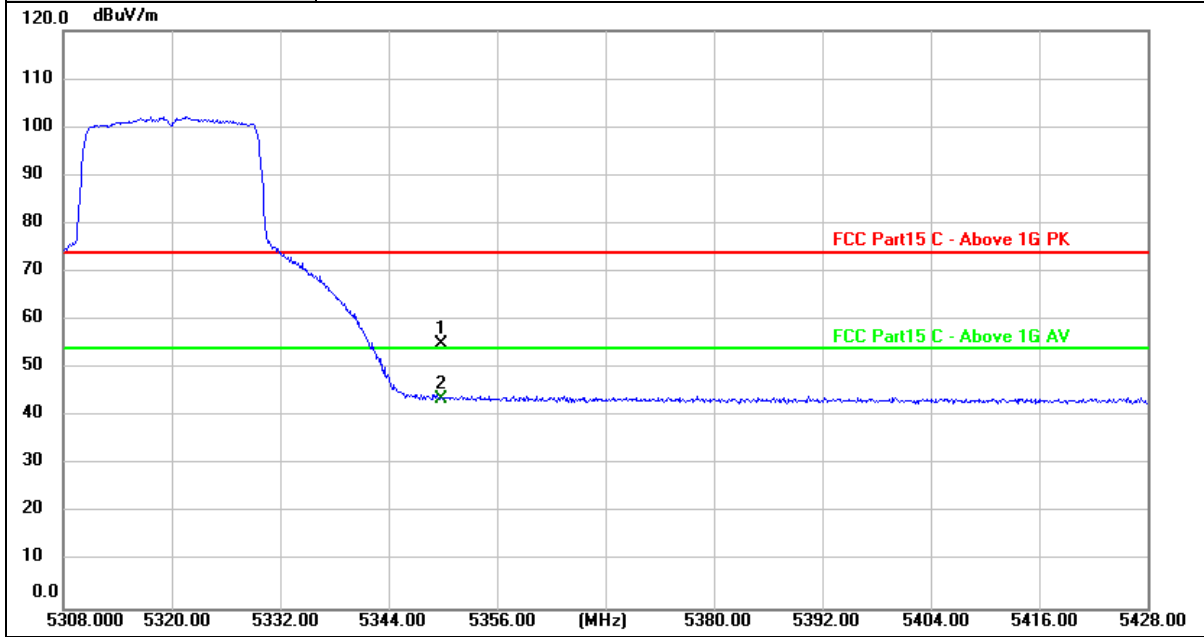
No.	Frequency (MHz)	Reading (dBuV)	Factor (dB/m)	Level (dBuV/m)	Limit (dBuV/m)	Margin (dB)	Detector
1	5350.000	18.58	37.40	55.98	74.00	-18.02	peak
2 *	5350.000	5.55	37.40	42.95	54.00	-11.05	AVG

Remarks:

- 1. Factor (dB/m) = Antenna Factor (dB/m)+Cable Factor (dB)-Pre-amplifier Factor
- 2. Margin value = Level -Limit value



<b>Ant. No.</b>	Ant 1 + Ant 2
<b>Ant. Pol.</b>	Vertical
<b>Test Mode:</b>	TX 802.11ax(HE20) Mode 5320MHz (U-NII-2A) 242/61



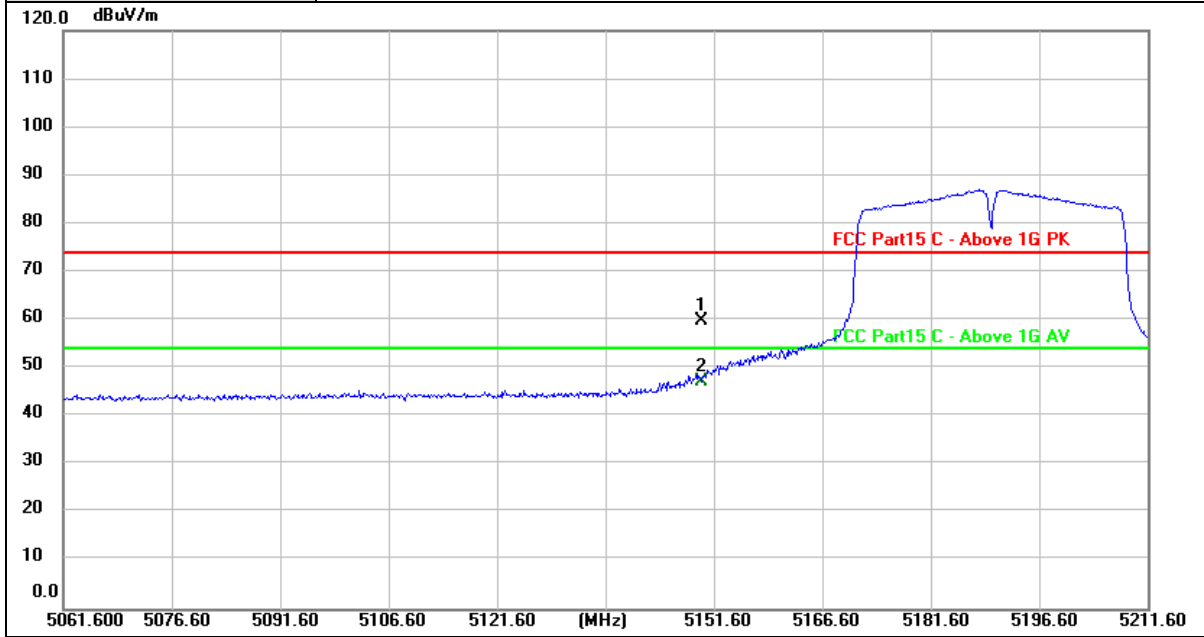
No.	Frequency (MHz)	Reading (dBuV)	Factor (dB/m)	Level (dBuV/m)	Limit (dBuV/m)	Margin (dB)	Detector
1	5350.000	17.74	37.40	55.14	74.00	-18.86	peak
2 *	5350.000	6.27	37.40	43.67	54.00	-10.33	AVG

Remarks:

- 1. Factor (dB/m) = Antenna Factor (dB/m)+Cable Factor (dB)-Pre-amplifier Factor
- 2. Margin value = Level -Limit value



Ant. No.	Ant 1 + Ant 2
Ant. Pol.	Horizontal
Test Mode:	TX 802.11n(HT40) Mode 5190MHz (U-NII-1)



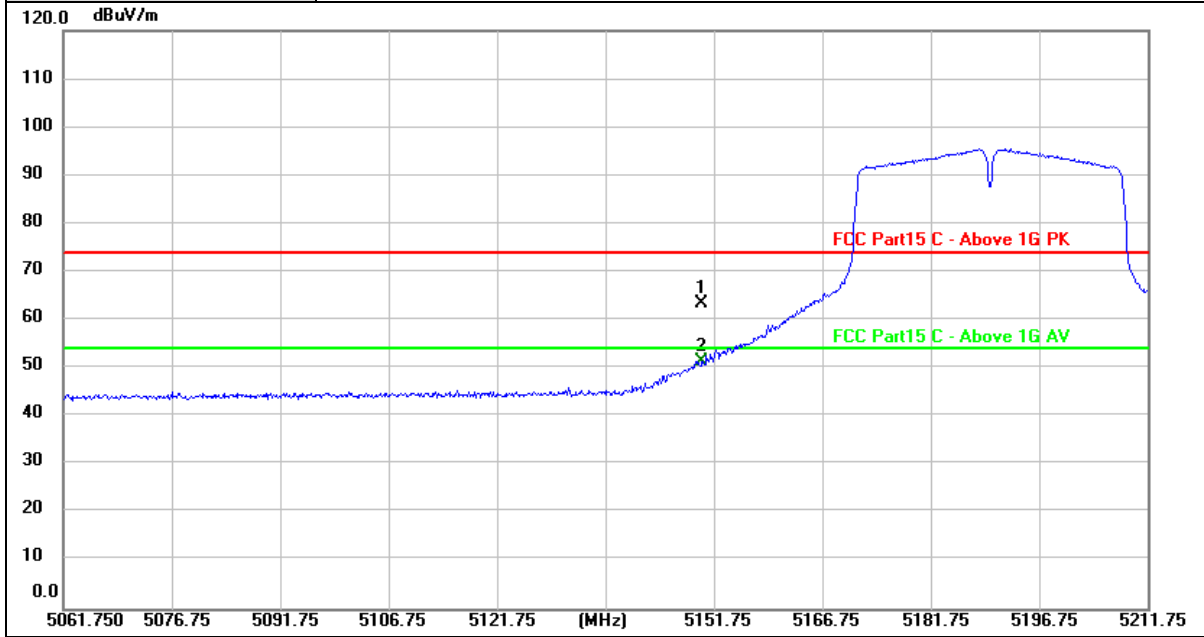
No.	Frequency (MHz)	Reading (dBuV)	Factor (dB/m)	Level (dBuV/m)	Limit (dBuV/m)	Margin (dB)	Detector
1	5150.000	22.53	37.18	59.71	74.00	-14.29	peak
2 *	5150.000	10.20	37.18	47.38	54.00	-6.62	AVG

Remarks:

- 1. Factor (dB/m) = Antenna Factor (dB/m)+Cable Factor (dB)-Pre-amplifier Factor
- 2. Margin value = Level -Limit value



<b>Ant. No.</b>	Ant 1 + Ant 2
<b>Ant. Pol.</b>	Vertical
<b>Test Mode:</b>	TX 802.11n(HT40) Mode 5190MHz (U-NII-1)



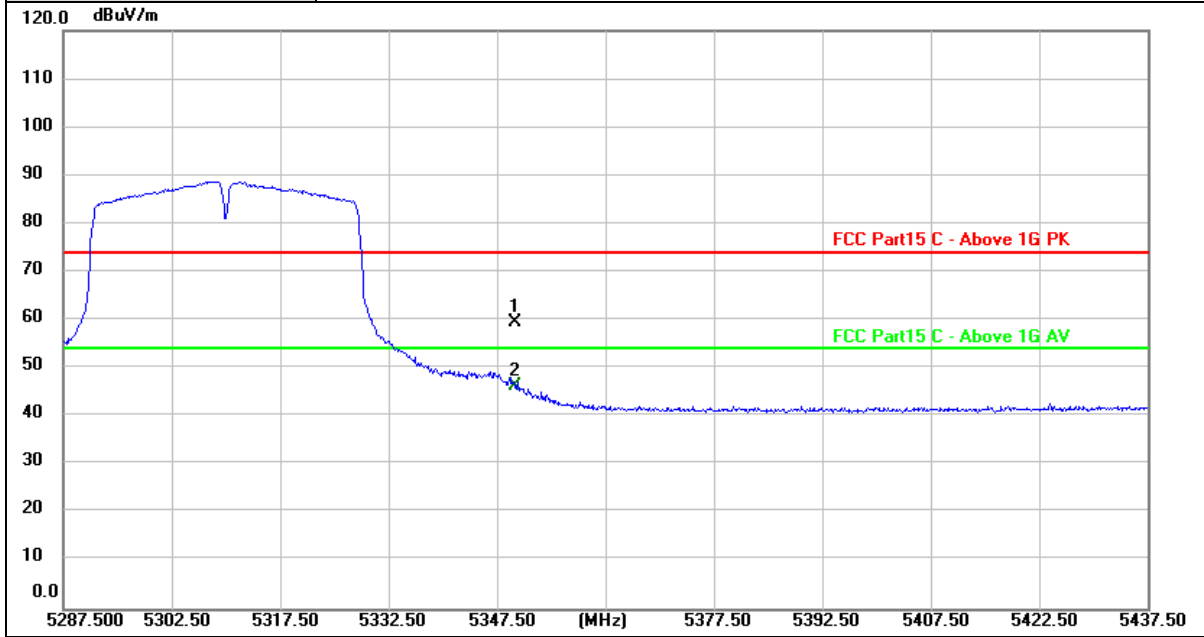
No.	Frequency (MHz)	Reading (dBuV)	Factor (dB/m)	Level (dBuV/m)	Limit (dBuV/m)	Margin (dB)	Detector
1	5150.000	26.22	37.18	63.40	74.00	-10.60	peak
2 *	5150.000	14.22	37.18	51.40	54.00	-2.60	AVG

Remarks:

- Factor (dB/m) = Antenna Factor (dB/m)+Cable Factor (dB)-Pre-amplifier Factor
- Margin value = Level -Limit value



Ant. No.	Ant 1 + Ant 2
Ant. Pol.	Horizontal
Test Mode:	TX 802.11n(HT40) Mode 5310MHz (U-NII-2A)



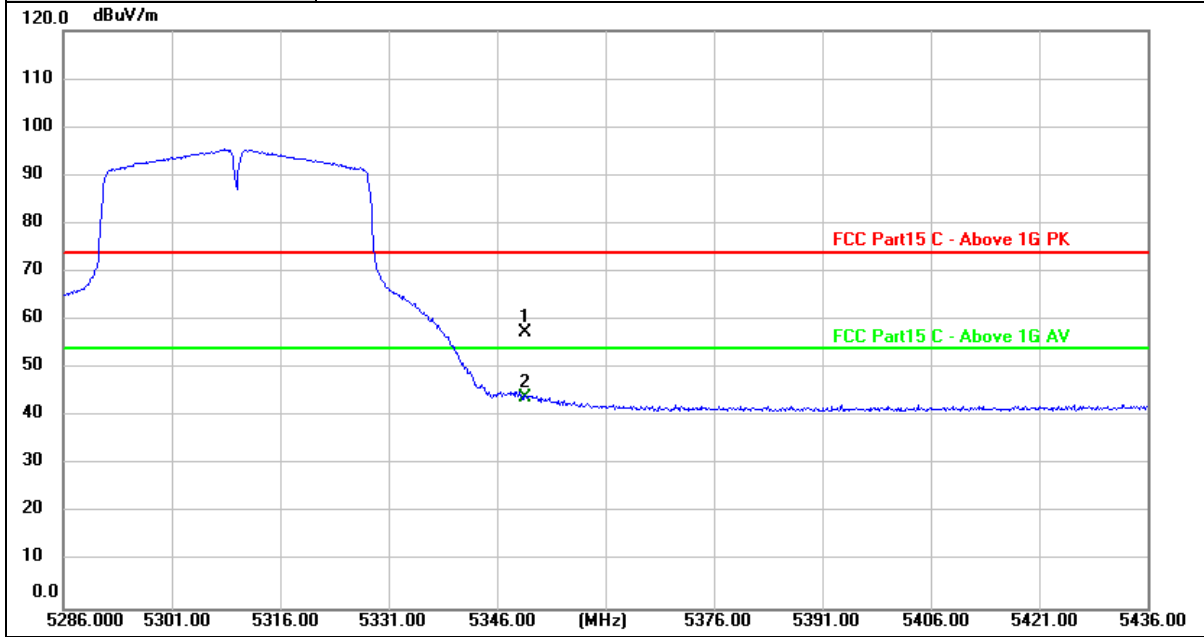
No.	Frequency (MHz)	Reading (dBuV)	Factor (dB/m)	Level (dBuV/m)	Limit (dBuV/m)	Margin (dB)	Detector
1	5350.000	22.18	37.40	59.58	74.00	-14.42	peak
2 *	5350.000	8.85	37.40	46.25	54.00	-7.75	AVG

Remarks:

- 1. Factor (dB/m) = Antenna Factor (dB/m)+Cable Factor (dB)-Pre-amplifier Factor
- 2. Margin value = Level -Limit value



Ant. No.	Ant 1 + Ant 2
Ant. Pol.	Vertical
Test Mode:	TX 802.11n(HT40) Mode 5310MHz (U-NII-2A)



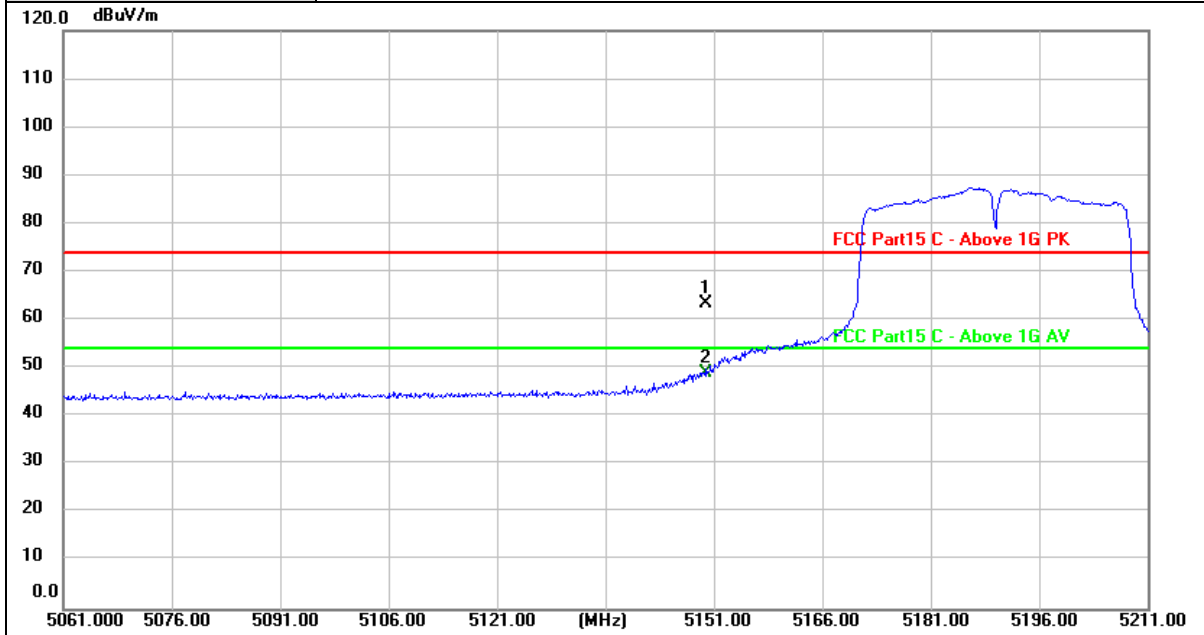
No.	Frequency (MHz)	Reading (dBuV)	Factor (dB/m)	Level (dBuV/m)	Limit (dBuV/m)	Margin (dB)	Detector
1	5350.000	20.17	37.40	57.57	74.00	-16.43	peak
2 *	5350.000	6.64	37.40	44.04	54.00	-9.96	AVG

Remarks:

- 1. Factor (dB/m) = Antenna Factor (dB/m)+Cable Factor (dB)-Pre-amplifier Factor
- 2. Margin value = Level -Limit value



Ant. No.	Ant 1 + Ant 2
Ant. Pol.	Horizontal
Test Mode:	TX 802.11ac(VHT40) Mode 5190MHz (U-NII-1)



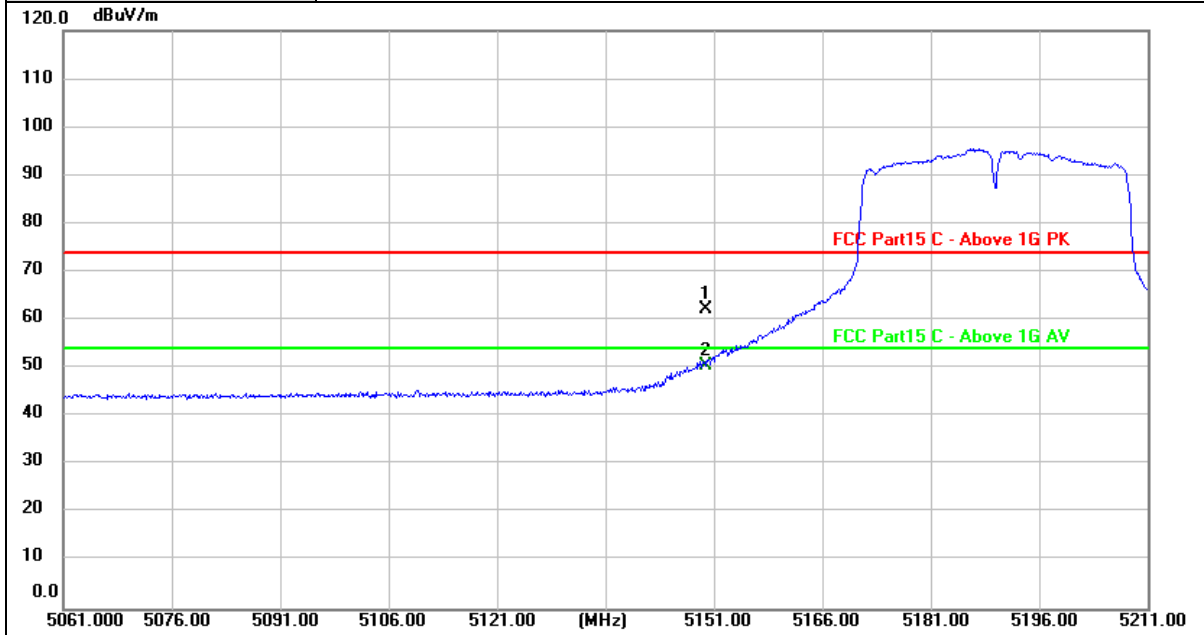
No.	Frequency (MHz)	Reading (dBuV)	Factor (dB/m)	Level (dBuV/m)	Limit (dBuV/m)	Margin (dB)	Detector
1	5150.000	26.42	37.18	63.60	74.00	-10.40	peak
2 *	5150.000	11.91	37.18	49.09	54.00	-4.91	AVG

Remarks:

- 1. Factor (dB/m) = Antenna Factor (dB/m)+Cable Factor (dB)-Pre-amplifier Factor
- 2. Margin value = Level -Limit value



Ant. No.	Ant 1 + Ant 2
Ant. Pol.	Vertical
Test Mode:	TX 802.11ac(VHT40) Mode 5190MHz (U-NII-1)



No.	Frequency (MHz)	Reading (dBuV)	Factor (dB/m)	Level (dBuV/m)	Limit (dBuV/m)	Margin (dB)	Detector
1	5150.000	25.05	37.18	62.23	74.00	-11.77	peak
2 *	5150.000	13.51	37.18	50.69	54.00	-3.31	AVG

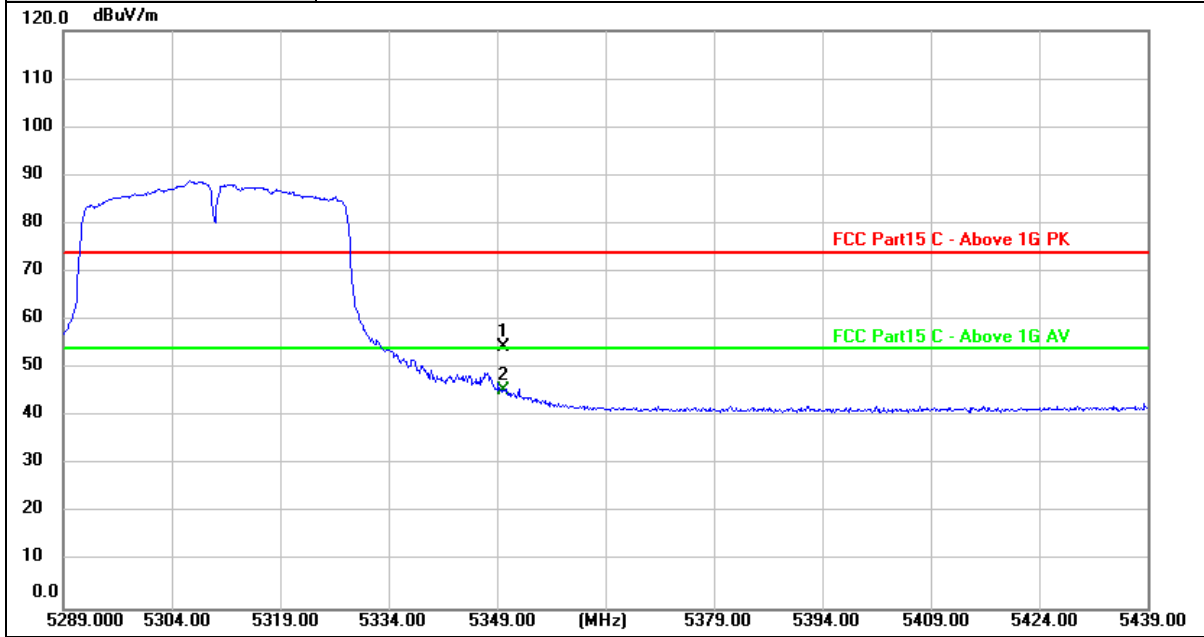
Remarks:

- Factor (dB/m) = Antenna Factor (dB/m)+Cable Factor (dB)-Pre-amplifier Factor
- Margin value = Level -Limit value





Ant. No.	Ant 1 + Ant 2
Ant. Pol.	Horizontal
Test Mode:	TX 802.11ac(VHT40) Mode 5310MHz (U-NII-2A)



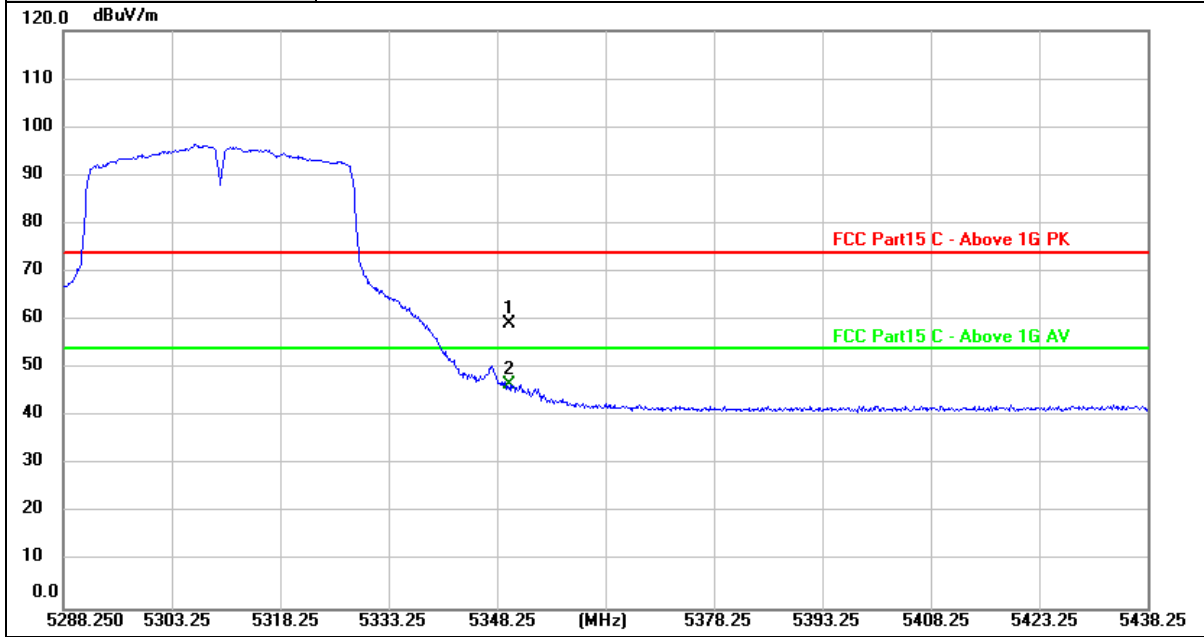
No.	Frequency (MHz)	Reading (dBuV)	Factor (dB/m)	Level (dBuV/m)	Limit (dBuV/m)	Margin (dB)	Detector
1	5350.000	17.16	37.40	54.56	74.00	-19.44	peak
2 *	5350.000	7.98	37.40	45.38	54.00	-8.62	AVG

Remarks:

- 1. Factor (dB/m) = Antenna Factor (dB/m)+Cable Factor (dB)-Pre-amplifier Factor
- 2. Margin value = Level -Limit value



Ant. No.	Ant 1 + Ant 2
Ant. Pol.	Vertical
Test Mode:	TX 802.11ac(VHT40) Mode 5310MHz (U-NII-2A)



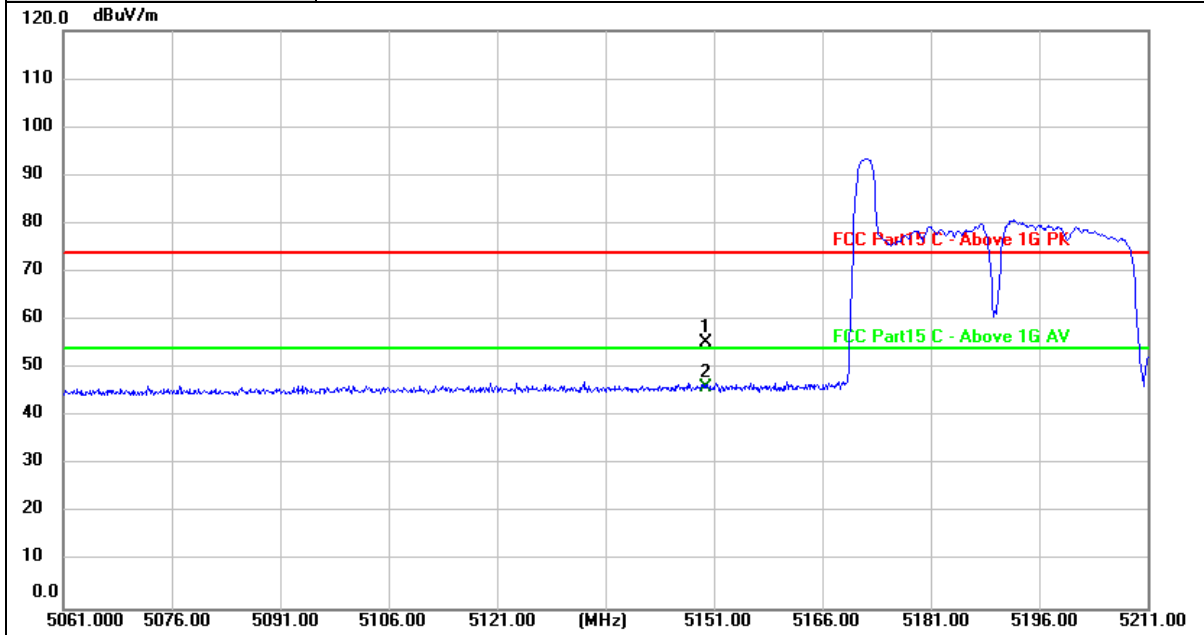
No.	Frequency (MHz)	Reading (dBuV)	Factor (dB/m)	Level (dBuV/m)	Limit (dBuV/m)	Margin (dB)	Detector
1	5350.000	21.75	37.40	59.15	74.00	-14.85	peak
2 *	5350.000	9.26	37.40	46.66	54.00	-7.34	AVG

Remarks:

- 1. Factor (dB/m) = Antenna Factor (dB/m) + Cable Factor (dB) - Pre-amplifier Factor
- 2. Margin value = Level - Limit value



Ant. No.	Ant 1 + Ant 2
Ant. Pol.	Horizontal
Test Mode:	TX 802.11ax(HE40) Mode 5190MHz (U-NII-1) 26/0



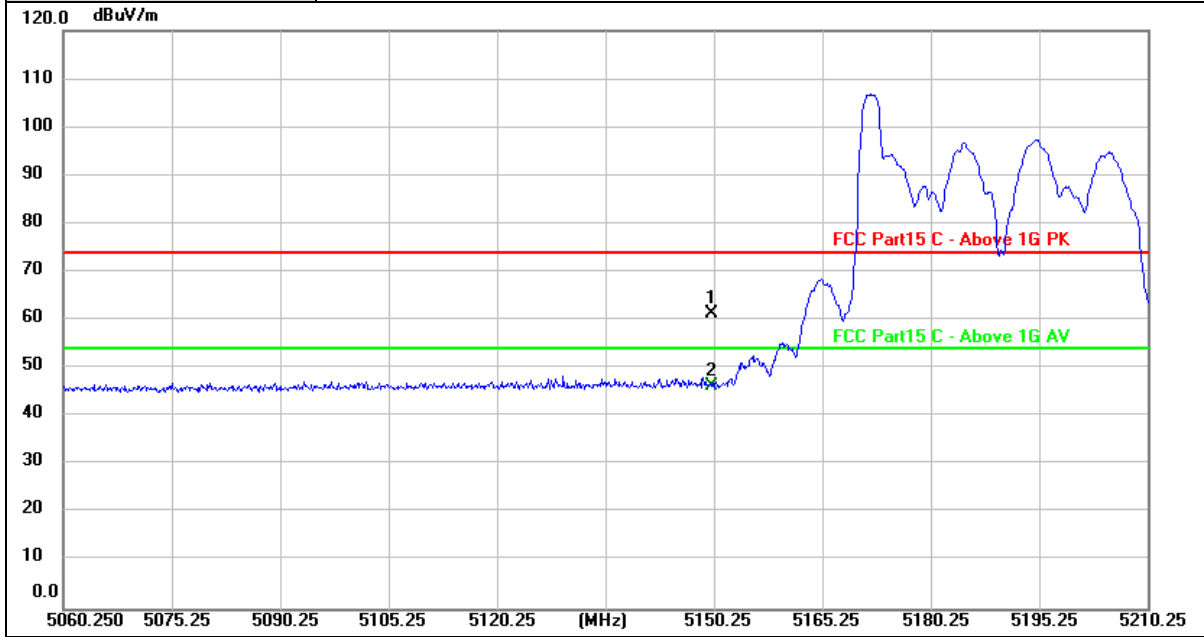
No.	Frequency (MHz)	Reading (dBuV)	Factor (dB/m)	Level (dBuV/m)	Limit (dBuV/m)	Margin (dB)	Detector
1	5150.000	18.31	37.18	55.49	74.00	-18.51	peak
2 *	5150.000	8.94	37.18	46.12	54.00	-7.88	AVG

Remarks:

1. Factor (dB/m) = Antenna Factor (dB/m)+Cable Factor (dB)-Pre-amplifier Factor
2. Margin value = Level -Limit value



Ant. No.	Ant 1 + Ant 2
Ant. Pol.	Vertical
Test Mode:	TX 802.11ax(HE40) Mode 5190MHz (U-NII-1) 26/0



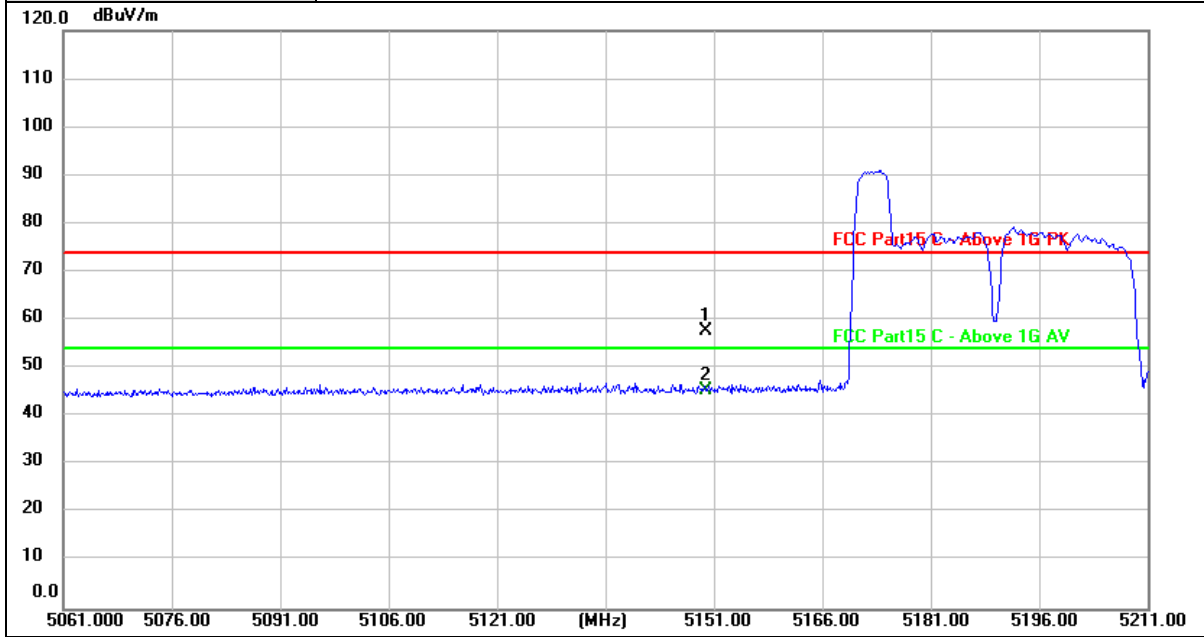
No.	Frequency (MHz)	Reading (dBuV)	Factor (dB/m)	Level (dBuV/m)	Limit (dBuV/m)	Margin (dB)	Detector
1	5150.000	24.16	37.18	61.34	74.00	-12.66	peak
2 *	5150.000	9.27	37.18	46.45	54.00	-7.55	AVG

Remarks:

- 1.Factor (dB/m) = Antenna Factor (dB/m)+Cable Factor (dB)-Pre-amplifier Factor
- 2.Margin value = Level -Limit value



Ant. No.	Ant 1 + Ant 2
Ant. Pol.	Horizontal
Test Mode:	TX 802.11ax(HE40) Mode 5190MHz (U-NII-1) 52/37



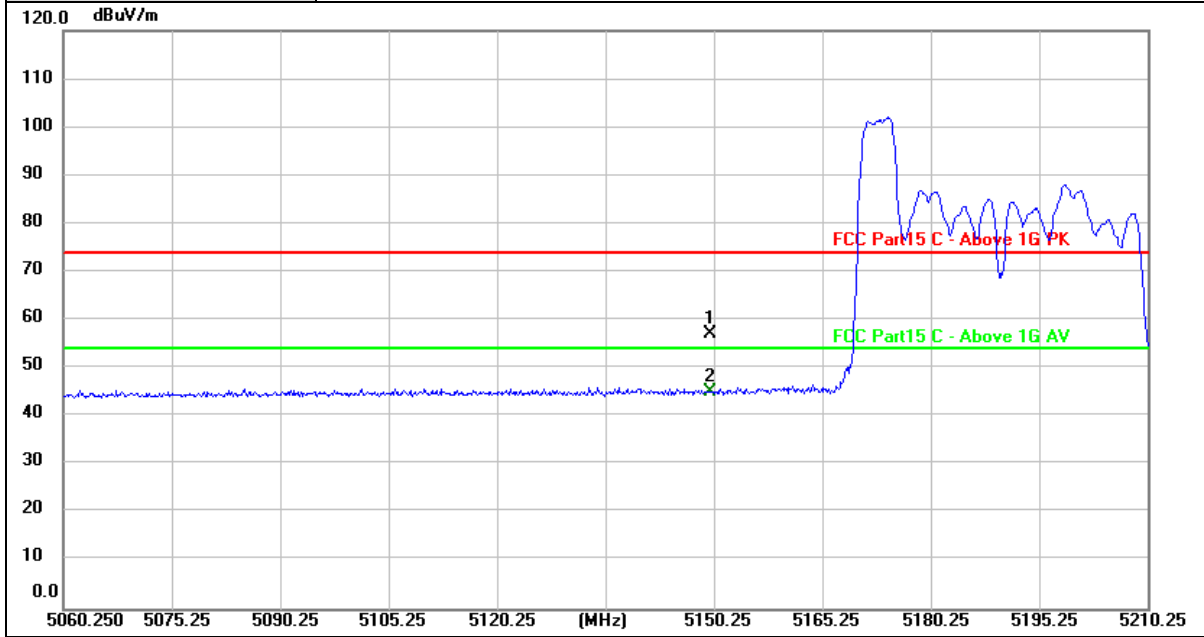
No.	Frequency (MHz)	Reading (dBuV)	Factor (dB/m)	Level (dBuV/m)	Limit (dBuV/m)	Margin (dB)	Detector
1	5150.000	20.48	37.18	57.66	74.00	-16.34	peak
2 *	5150.000	8.15	37.18	45.33	54.00	-8.67	AVG

Remarks:

- 1. Factor (dB/m) = Antenna Factor (dB/m)+Cable Factor (dB)-Pre-amplifier Factor
- 2. Margin value = Level -Limit value



Ant. No.	Ant 1 + Ant 2
Ant. Pol.	Vertical
Test Mode:	TX 802.11ax(HE40) Mode 5190MHz (U-NII-1) 52/37



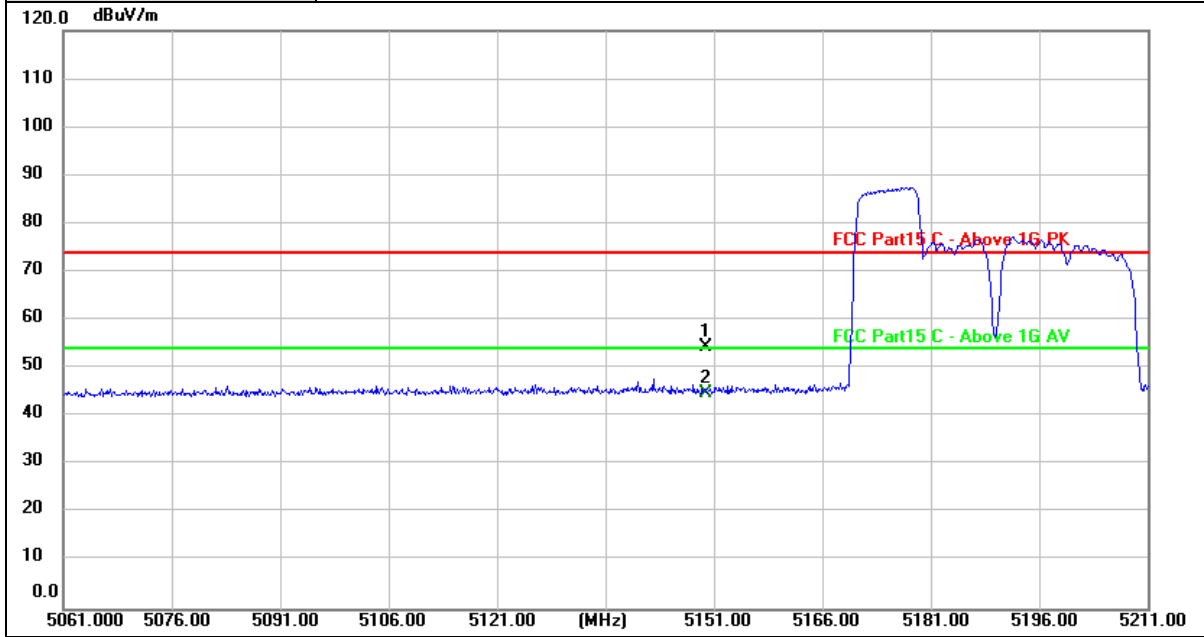
No.	Frequency (MHz)	Reading (dBuV)	Factor (dB/m)	Level (dBuV/m)	Limit (dBuV/m)	Margin (dB)	Detector
1	5150.000	19.84	37.18	57.02	74.00	-16.98	peak
2 *	5150.000	7.99	37.18	45.17	54.00	-8.83	AVG

Remarks:

- 1.Factor (dB/m) = Antenna Factor (dB/m)+Cable Factor (dB)-Pre-amplifier Factor
- 2.Margin value = Level -Limit value



Ant. No.	Ant 1 + Ant 2
Ant. Pol.	Horizontal
Test Mode:	TX 802.11ax(HE40) Mode 5190MHz (U-NII-1) 106/53



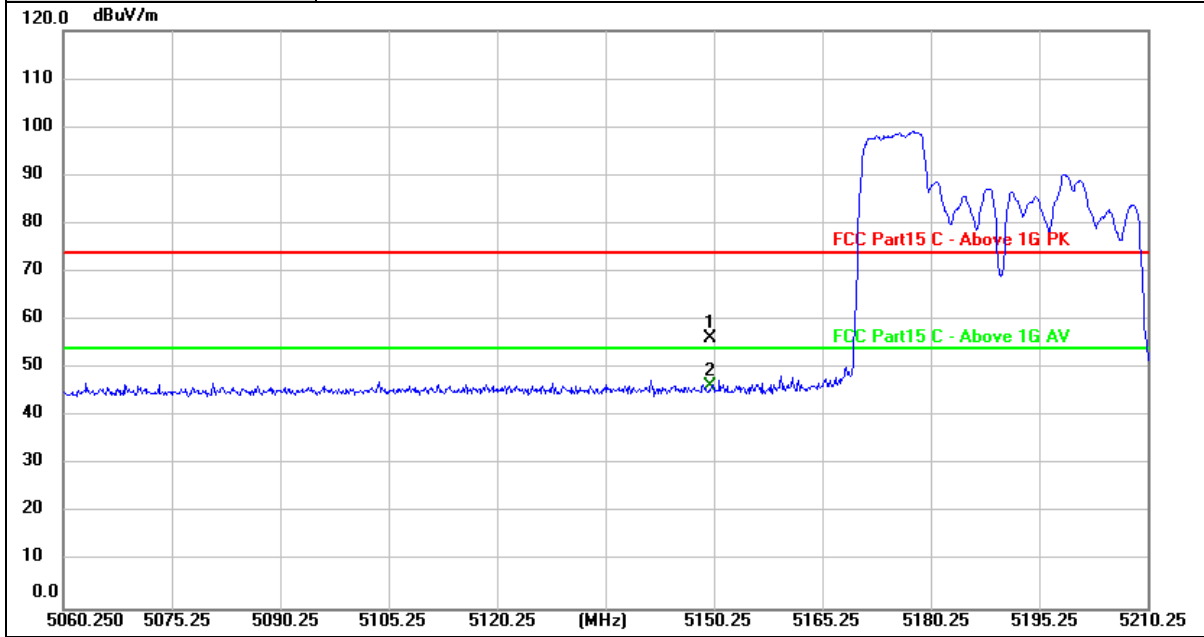
No.	Frequency (MHz)	Reading (dBuV)	Factor (dB/m)	Level (dBuV/m)	Limit (dBuV/m)	Margin (dB)	Detector
1	5150.000	17.16	37.18	54.34	74.00	-19.66	peak
2 *	5150.000	7.55	37.18	44.73	54.00	-9.27	AVG

Remarks:

- 1.Factor (dB/m) = Antenna Factor (dB/m)+Cable Factor (dB)-Pre-amplifier Factor
- 2.Margin value = Level -Limit value



Ant. No.	Ant 1 + Ant 2
Ant. Pol.	Vertical
Test Mode:	TX 802.11ax(HE40) Mode 5190MHz (U-NII-1) 106/53



No.	Frequency (MHz)	Reading (dBuV)	Factor (dB/m)	Level (dBuV/m)	Limit (dBuV/m)	Margin (dB)	Detector
1	5150.000	18.99	37.18	56.17	74.00	-17.83	peak
2 *	5150.000	9.17	37.18	46.35	54.00	-7.65	AVG

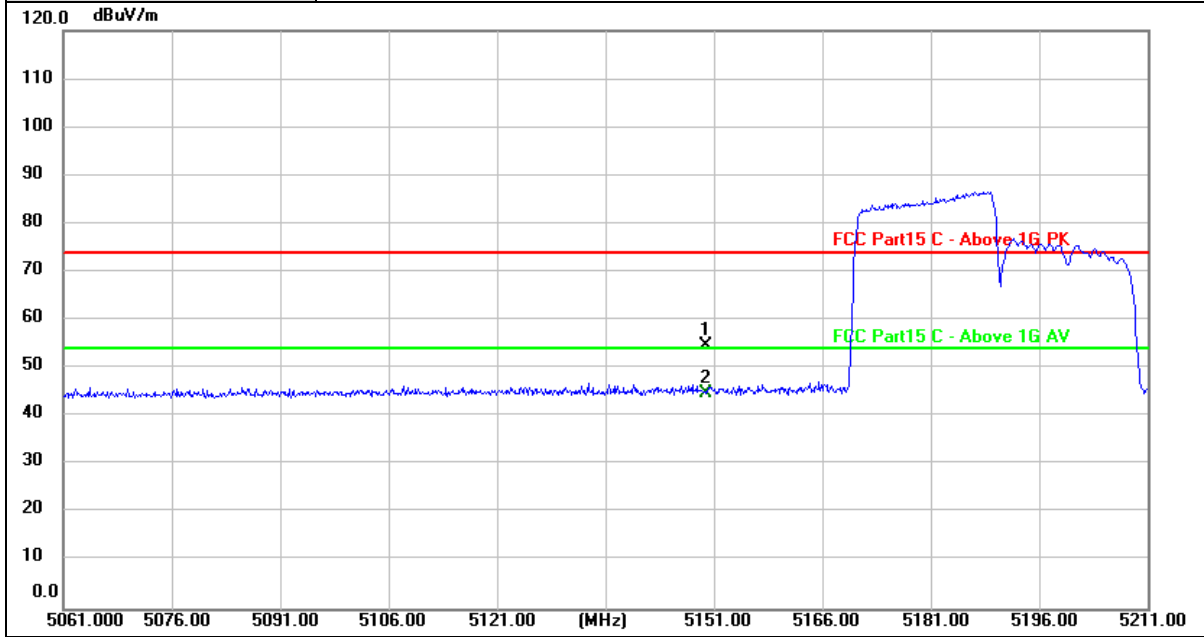
Remarks:

- 1.Factor (dB/m) = Antenna Factor (dB/m)+Cable Factor (dB)-Pre-amplifier Factor
- 2.Margin value = Level -Limit value





Ant. No.	Ant 1 + Ant 2
Ant. Pol.	Horizontal
Test Mode:	TX 802.11ax(HE40) Mode 5190MHz (U-NII-1) 242/61



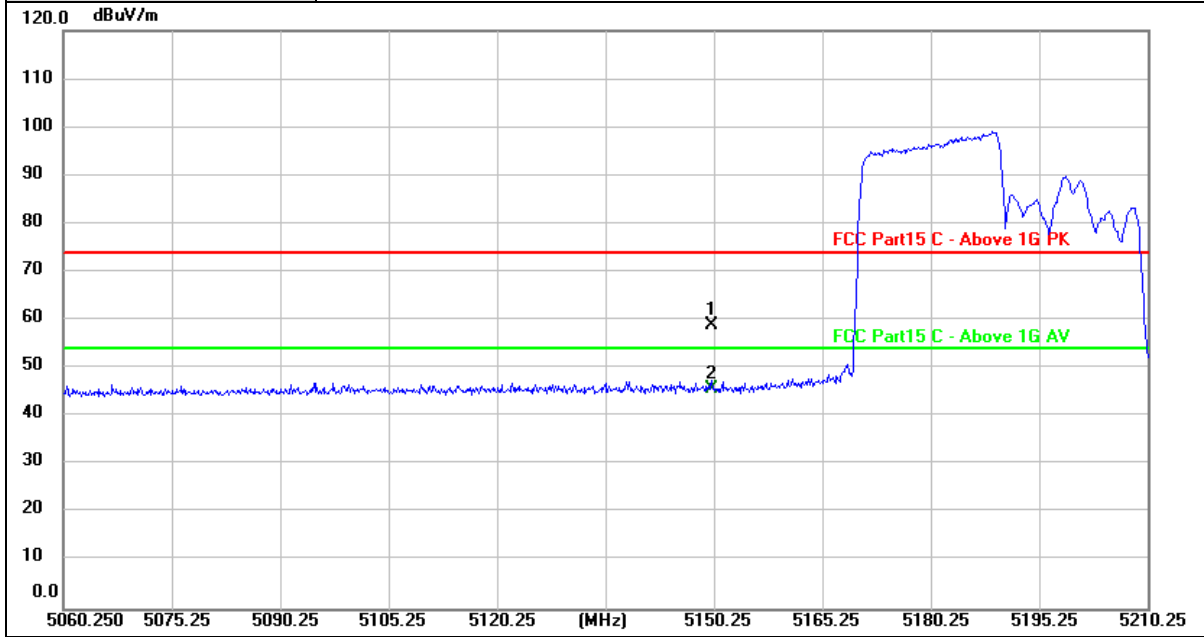
No.	Frequency (MHz)	Reading (dBuV)	Factor (dB/m)	Level (dBuV/m)	Limit (dBuV/m)	Margin (dB)	Detector
1	5150.000	17.56	37.18	54.74	74.00	-19.26	peak
2 *	5150.000	7.63	37.18	44.81	54.00	-9.19	AVG

Remarks:

- 1. Factor (dB/m) = Antenna Factor (dB/m)+Cable Factor (dB)-Pre-amplifier Factor
- 2. Margin value = Level -Limit value



Ant. No.	Ant 1 + Ant 2
Ant. Pol.	Vertical
Test Mode:	TX 802.11ax(HE40) Mode 5190MHz (U-NII-1) 242/61



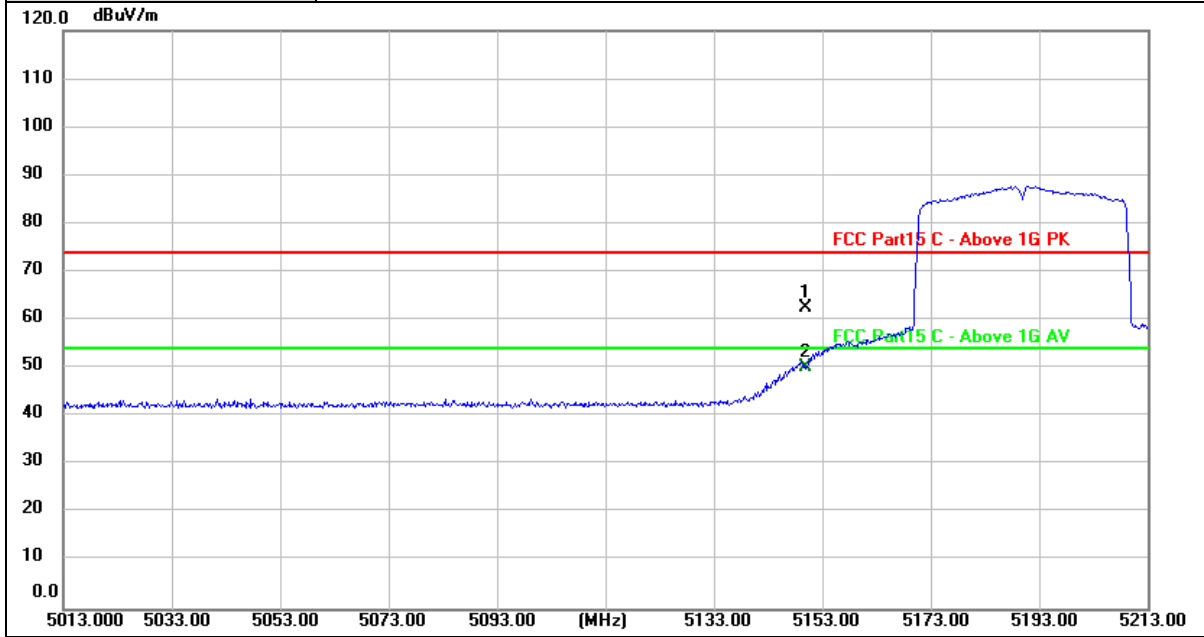
No.	Frequency (MHz)	Reading (dBuV)	Factor (dB/m)	Level (dBuV/m)	Limit (dBuV/m)	Margin (dB)	Detector
1	5150.000	21.85	37.18	59.03	74.00	-14.97	peak
2 *	5150.000	8.50	37.18	45.68	54.00	-8.32	AVG

Remarks:

- 1.Factor (dB/m) = Antenna Factor (dB/m)+Cable Factor (dB)-Pre-amplifier Factor
- 2.Margin value = Level -Limit value



Ant. No.	Ant 1 + Ant 2
Ant. Pol.	Horizontal
Test Mode:	TX 802.11ax(HE40) Mode 5190MHz (U-NII-1) 484/65



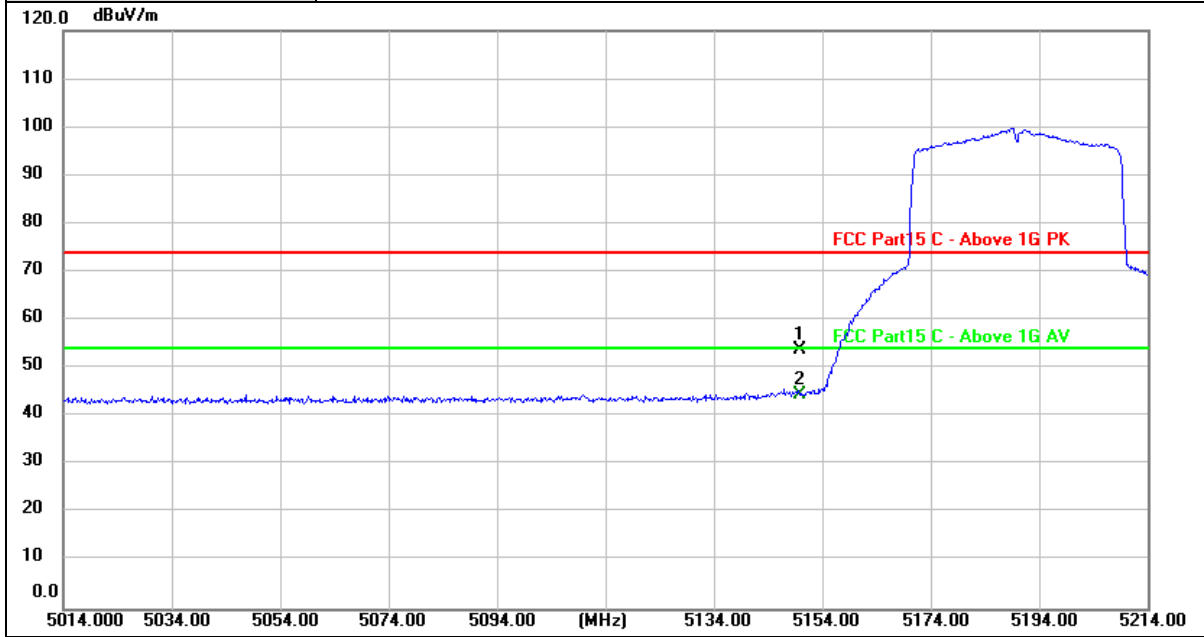
No.	Frequency (MHz)	Reading (dBuV)	Factor (dB/m)	Level (dBuV/m)	Limit (dBuV/m)	Margin (dB)	Detector
1	5150.000	25.28	37.18	62.46	74.00	-11.54	peak
2 *	5150.000	13.11	37.18	50.29	54.00	-3.71	AVG

Remarks:

- 1. Factor (dB/m) = Antenna Factor (dB/m)+Cable Factor (dB)-Pre-amplifier Factor
- 2. Margin value = Level -Limit value



<b>Ant. No.</b>	Ant 1 + Ant 2
<b>Ant. Pol.</b>	Vertical
<b>Test Mode:</b>	TX 802.11ax(HE40) Mode 5190MHz (U-NII-1) 484/65



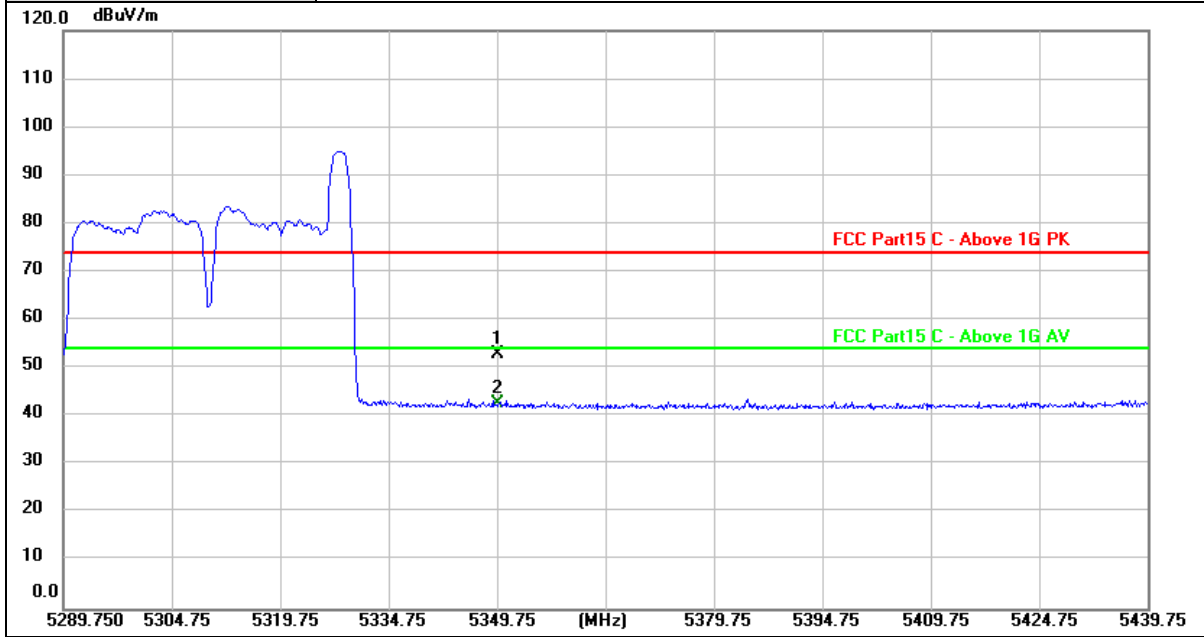
No.	Frequency (MHz)	Reading (dBuV)	Factor (dB/m)	Level (dBuV/m)	Limit (dBuV/m)	Margin (dB)	Detector
1	5150.000	16.60	37.18	53.78	74.00	-20.22	peak
2 *	5150.000	7.51	37.18	44.69	54.00	-9.31	AVG

Remarks:

- 1. Factor (dB/m) = Antenna Factor (dB/m) + Cable Factor (dB) - Pre-amplifier Factor
- 2. Margin value = Level - Limit value



Ant. No.	Ant 1 + Ant 2
Ant. Pol.	Horizontal
Test Mode:	TX 802.11ax(HE40) Mode 5310MHz (U-NII-2A) 26/17



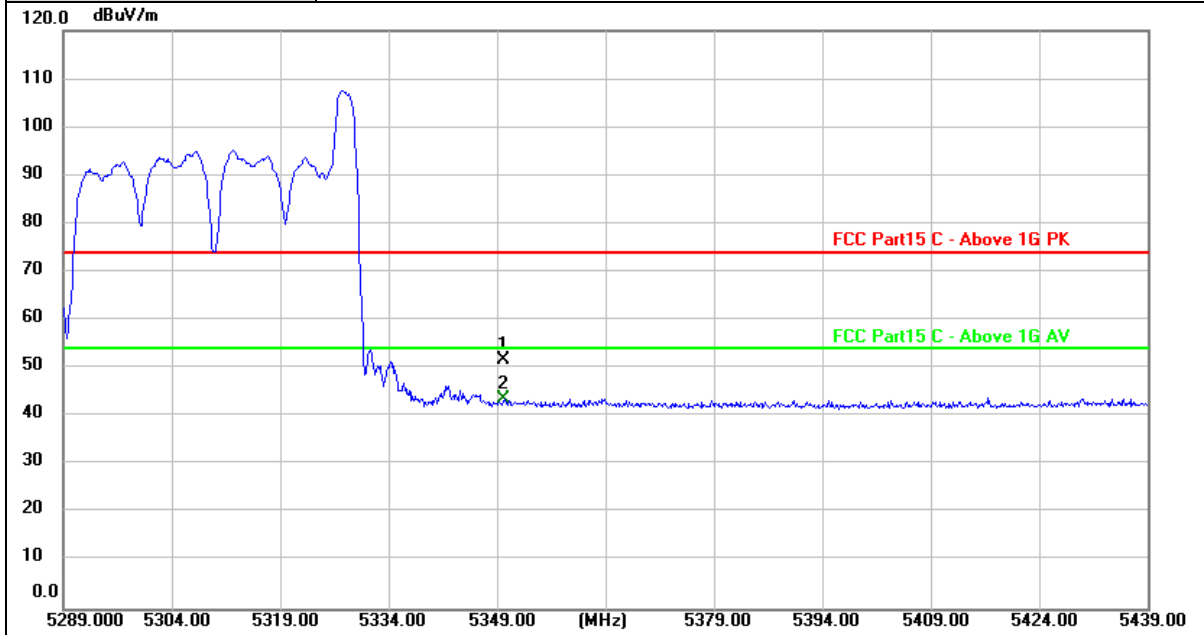
No.	Frequency (MHz)	Reading (dBuV)	Factor (dB/m)	Level (dBuV/m)	Limit (dBuV/m)	Margin (dB)	Detector
1	5350.000	15.46	37.40	52.86	74.00	-21.14	peak
2 *	5350.000	5.39	37.40	42.79	54.00	-11.21	AVG

Remarks:

- 1. Factor (dB/m) = Antenna Factor (dB/m)+Cable Factor (dB)-Pre-amplifier Factor
- 2. Margin value = Level -Limit value



<b>Ant. No.</b>	Ant 1 + Ant 2
<b>Ant. Pol.</b>	Vertical
<b>Test Mode:</b>	TX 802.11ax(HE40) Mode 5310MHz (U-NII-2A) 26/17



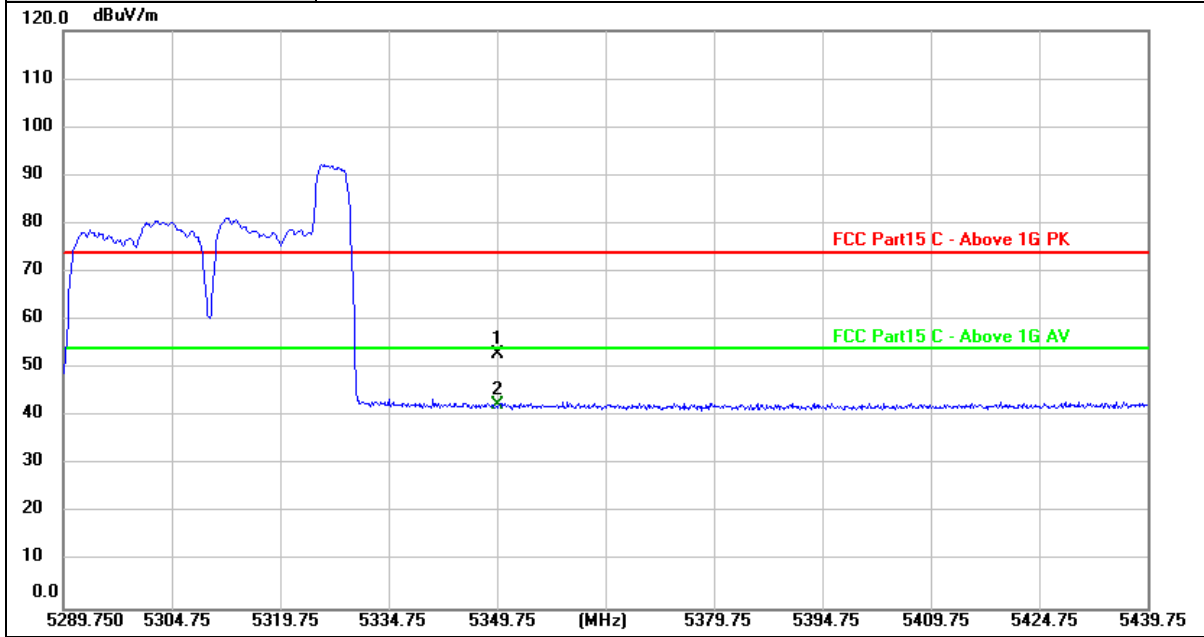
No.	Frequency (MHz)	Reading (dBuV)	Factor (dB/m)	Level (dBuV/m)	Limit (dBuV/m)	Margin (dB)	Detector
1	5350.000	14.23	37.40	51.63	74.00	-22.37	peak
2 *	5350.000	6.24	37.40	43.64	54.00	-10.36	AVG

Remarks:

- Factor (dB/m) = Antenna Factor (dB/m)+Cable Factor (dB)-Pre-amplifier Factor
- Margin value = Level -Limit value



Ant. No.	Ant 1 + Ant 2
Ant. Pol.	Horizontal
Test Mode:	TX 802.11ax(HE40) Mode 5310MHz (U-NII-2A) 52/44



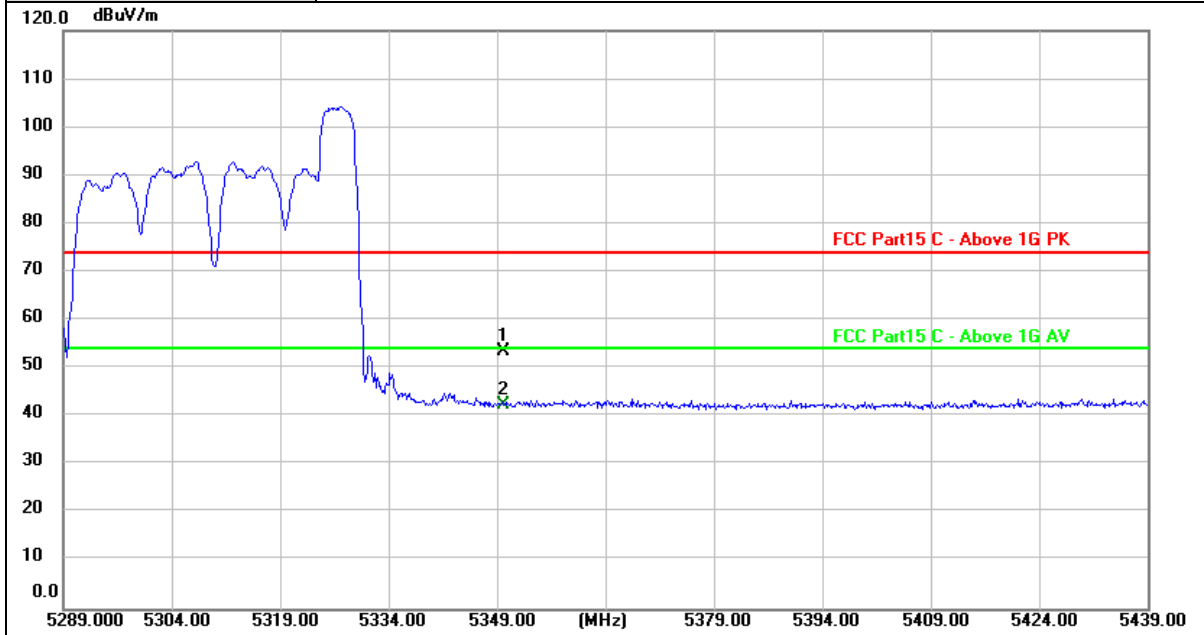
No.	Frequency (MHz)	Reading (dBuV)	Factor (dB/m)	Level (dBuV/m)	Limit (dBuV/m)	Margin (dB)	Detector
1	5350.000	15.63	37.40	53.03	74.00	-20.97	peak
2 *	5350.000	5.13	37.40	42.53	54.00	-11.47	AVG

Remarks:

- 1. Factor (dB/m) = Antenna Factor (dB/m)+Cable Factor (dB)-Pre-amplifier Factor
- 2. Margin value = Level -Limit value



<b>Ant. No.</b>	Ant 1 + Ant 2
<b>Ant. Pol.</b>	Vertical
<b>Test Mode:</b>	TX 802.11ax(HE40) Mode 5310MHz (U-NII-2A) 52/44



No.	Frequency (MHz)	Reading (dBuV)	Factor (dB/m)	Level (dBuV/m)	Limit (dBuV/m)	Margin (dB)	Detector
1	5350.000	16.09	37.40	53.49	74.00	-20.51	peak
2 *	5350.000	5.20	37.40	42.60	54.00	-11.40	AVG

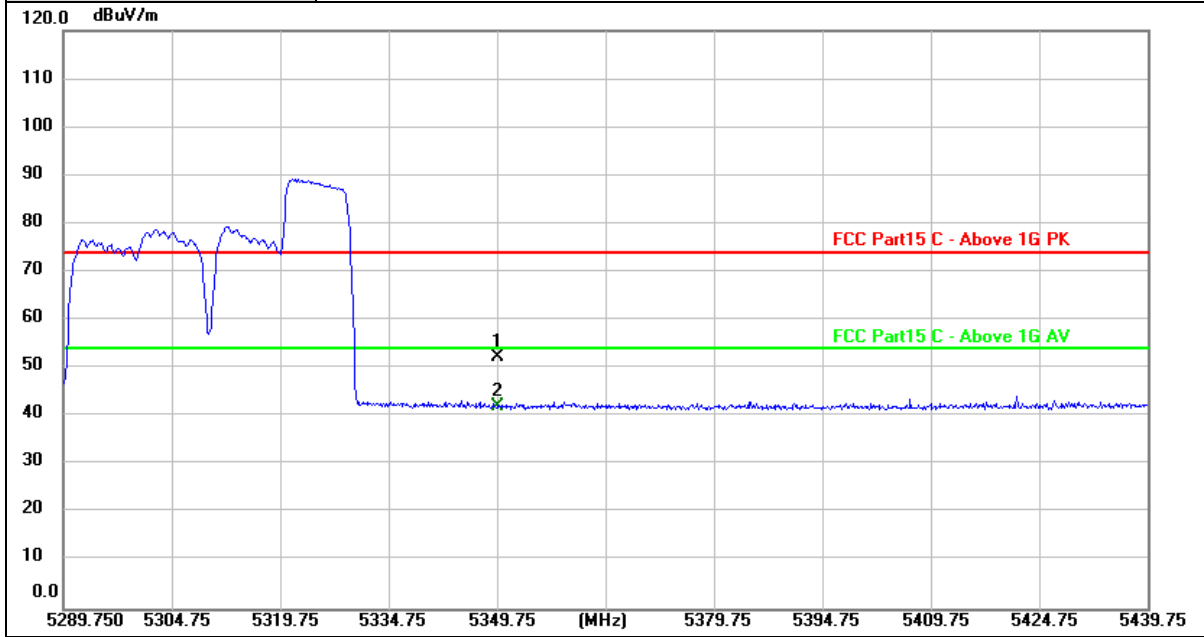
Remarks:

- Factor (dB/m) = Antenna Factor (dB/m)+Cable Factor (dB)-Pre-amplifier Factor
- Margin value = Level -Limit value





<b>Ant. No.</b>	Ant 1 + Ant 2
<b>Ant. Pol.</b>	Horizontal
<b>Test Mode:</b>	TX 802.11ax(HE40) Mode 5310MHz (U-NII-2A) 106/56



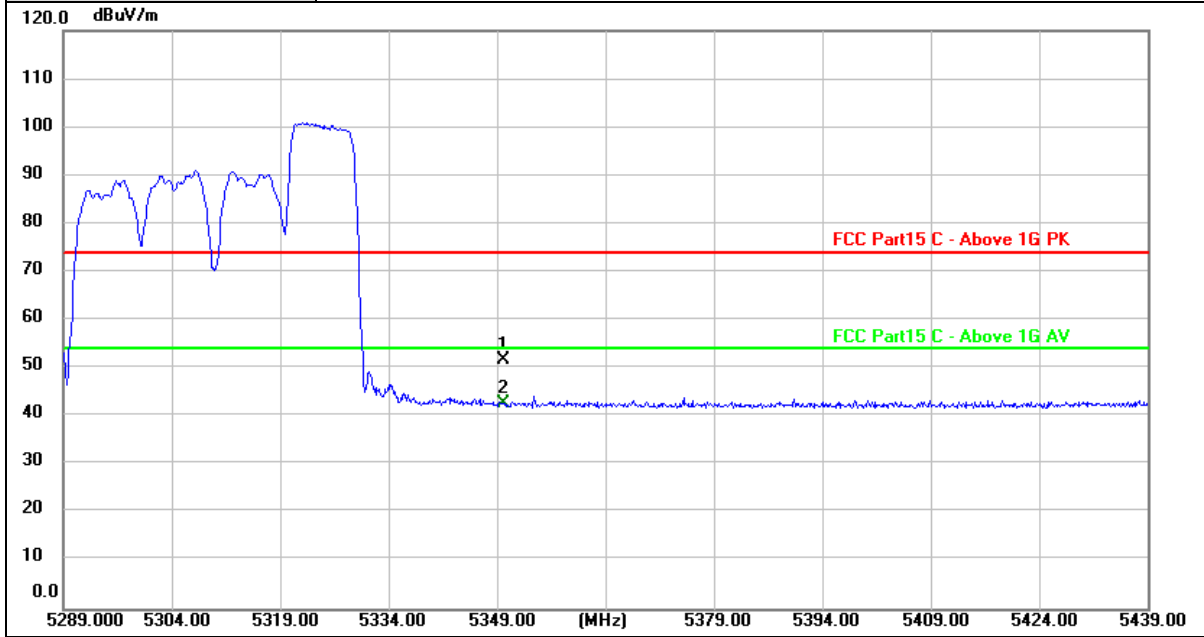
No.	Frequency (MHz)	Reading (dBuV)	Factor (dB/m)	Level (dBuV/m)	Limit (dBuV/m)	Margin (dB)	Detector
1	5350.000	14.83	37.40	52.23	74.00	-21.77	peak
2 *	5350.000	4.81	37.40	42.21	54.00	-11.79	AVG

Remarks:

- 1. Factor (dB/m) = Antenna Factor (dB/m)+Cable Factor (dB)-Pre-amplifier Factor
- 2. Margin value = Level -Limit value



<b>Ant. No.</b>	Ant 1 + Ant 2
<b>Ant. Pol.</b>	Vertical
<b>Test Mode:</b>	TX 802.11ax(HE40) Mode 5310MHz (U-NII-2A) 106/56



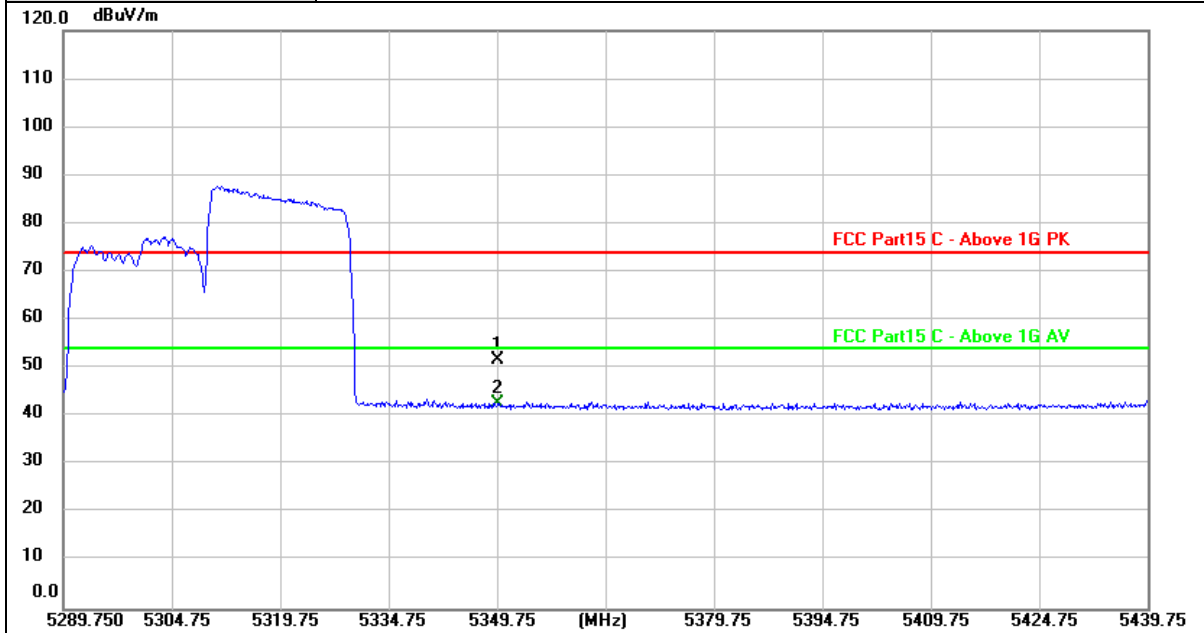
No.	Frequency (MHz)	Reading (dBuV)	Factor (dB/m)	Level (dBuV/m)	Limit (dBuV/m)	Margin (dB)	Detector
1	5350.000	14.48	37.40	51.88	74.00	-22.12	peak
2 *	5350.000	5.32	37.40	42.72	54.00	-11.28	AVG

Remarks:

- 1. Factor (dB/m) = Antenna Factor (dB/m) + Cable Factor (dB) - Pre-amplifier Factor
- 2. Margin value = Level - Limit value



Ant. No.	Ant 1 + Ant 2
Ant. Pol.	Horizontal
Test Mode:	TX 802.11ax(HE40) Mode 5310MHz (U-NII-2A) 242/62



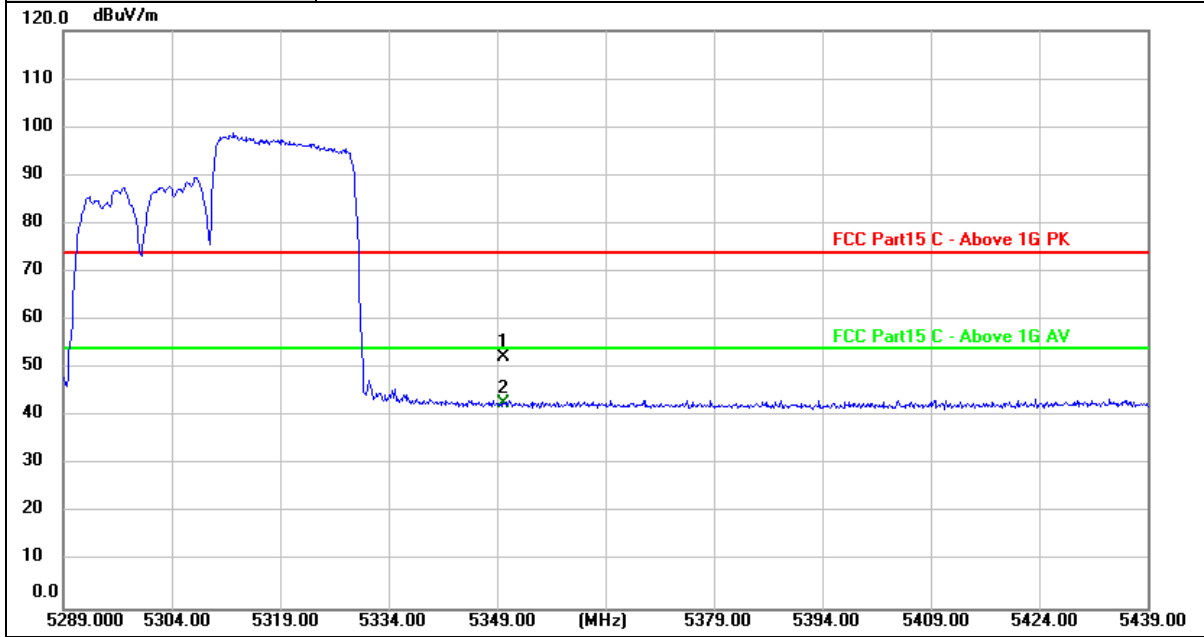
No.	Frequency (MHz)	Reading (dBuV)	Factor (dB/m)	Level (dBuV/m)	Limit (dBuV/m)	Margin (dB)	Detector
1	5350.000	14.26	37.40	51.66	74.00	-22.34	peak
2 *	5350.000	5.28	37.40	42.68	54.00	-11.32	AVG

Remarks:

- 1.Factor (dB/m) = Antenna Factor (dB/m)+Cable Factor (dB)-Pre-amplifier Factor
- 2.Margin value = Level -Limit value



Ant. No.	Ant 1 + Ant 2
Ant. Pol.	Vertical
Test Mode:	TX 802.11ax(HE40) Mode 5310MHz (U-NII-2A) 242/62



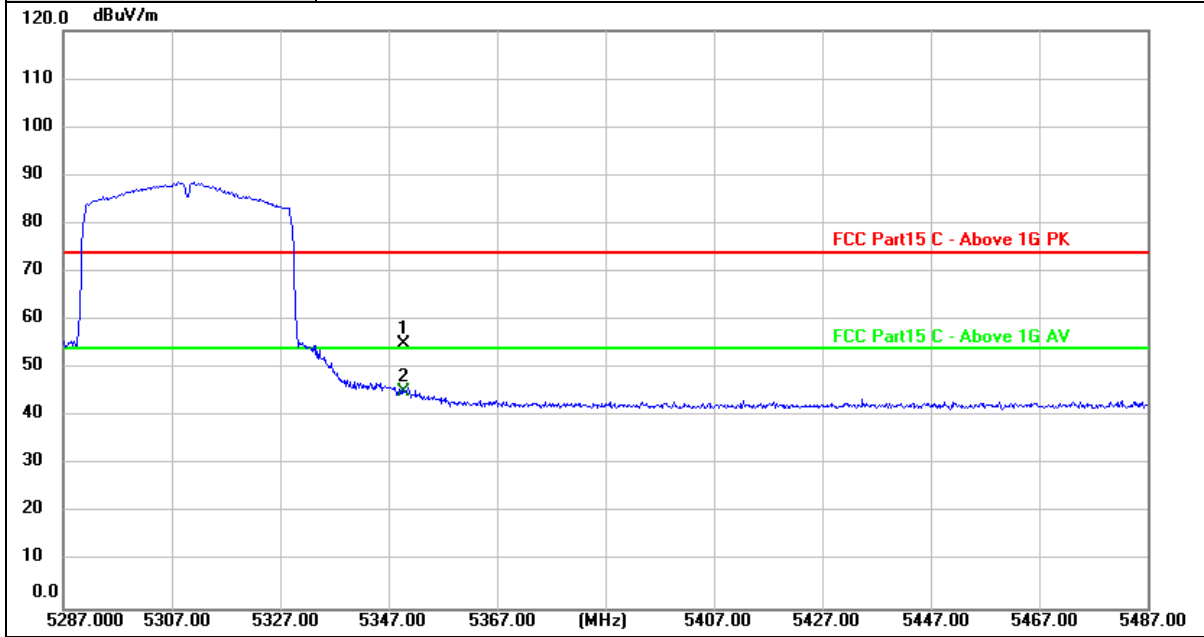
No.	Frequency (MHz)	Reading (dBuV)	Factor (dB/m)	Level (dBuV/m)	Limit (dBuV/m)	Margin (dB)	Detector
1	5350.000	14.86	37.40	52.26	74.00	-21.74	peak
2 *	5350.000	5.46	37.40	42.86	54.00	-11.14	AVG

Remarks:

- 1. Factor (dB/m) = Antenna Factor (dB/m) + Cable Factor (dB) - Pre-amplifier Factor
- 2. Margin value = Level - Limit value



Ant. No.	Ant 1 + Ant 2
Ant. Pol.	Horizontal
Test Mode:	TX 802.11ax(HE40) Mode 5310MHz (U-NII-2A) 484/65



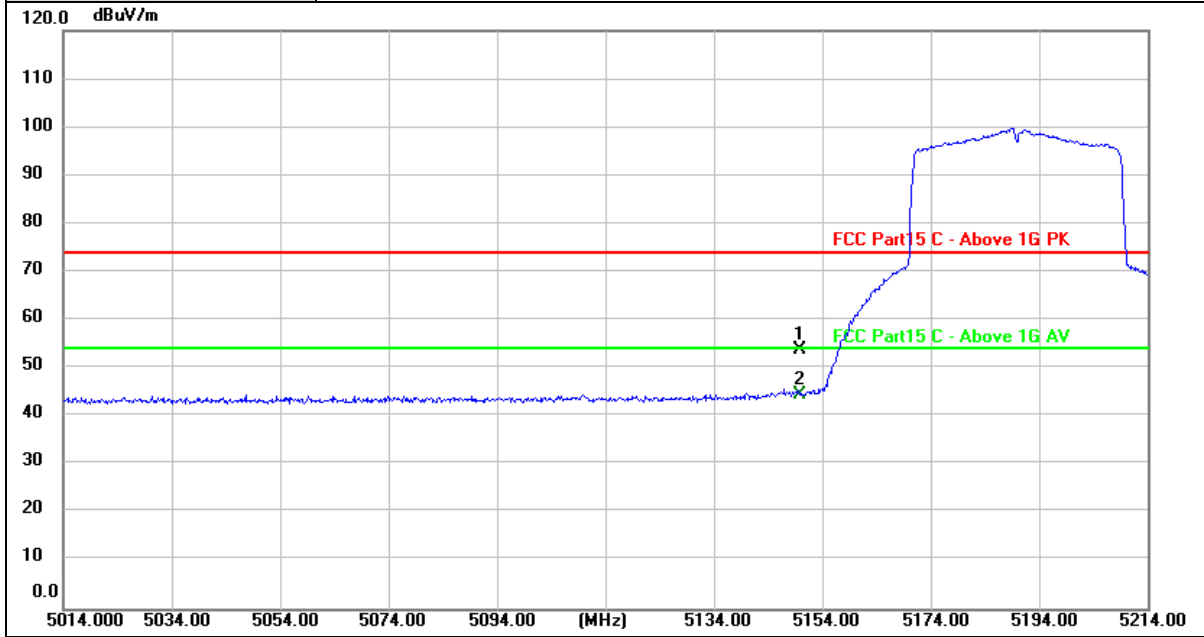
No.	Frequency (MHz)	Reading (dBuV)	Factor (dB/m)	Level (dBuV/m)	Limit (dBuV/m)	Margin (dB)	Detector
1	5350.000	17.71	37.40	55.11	74.00	-18.89	peak
2 *	5350.000	7.89	37.40	45.29	54.00	-8.71	AVG

Remarks:

- Factor (dB/m) = Antenna Factor (dB/m)+Cable Factor (dB)-Pre-amplifier Factor
- Margin value = Level -Limit value



<b>Ant. No.</b>	Ant 1 + Ant 2
<b>Ant. Pol.</b>	Vertical
<b>Test Mode:</b>	TX 802.11ax(HE40) Mode 5310MHz (U-NII-2A) 484/65



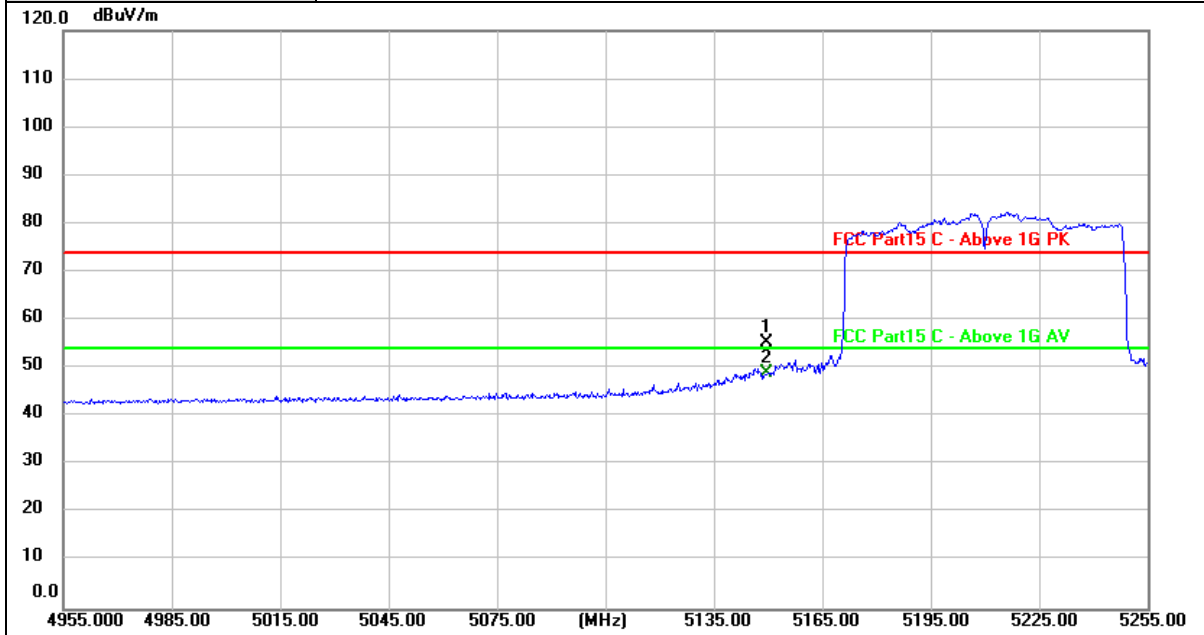
No.	Frequency (MHz)	Reading (dBuV)	Factor (dB/m)	Level (dBuV/m)	Limit (dBuV/m)	Margin (dB)	Detector
1	5150.000	16.60	37.18	53.78	74.00	-20.22	peak
2 *	5150.000	7.51	37.18	44.69	54.00	-9.31	AVG

Remarks:

- 1. Factor (dB/m) = Antenna Factor (dB/m) + Cable Factor (dB) - Pre-amplifier Factor
- 2. Margin value = Level - Limit value



Ant. No.	Ant 1 + Ant 2
Ant. Pol.	Horizontal
Test Mode:	TX 802.11ac(VHT80) Mode 5210MHz (U-NII-1)



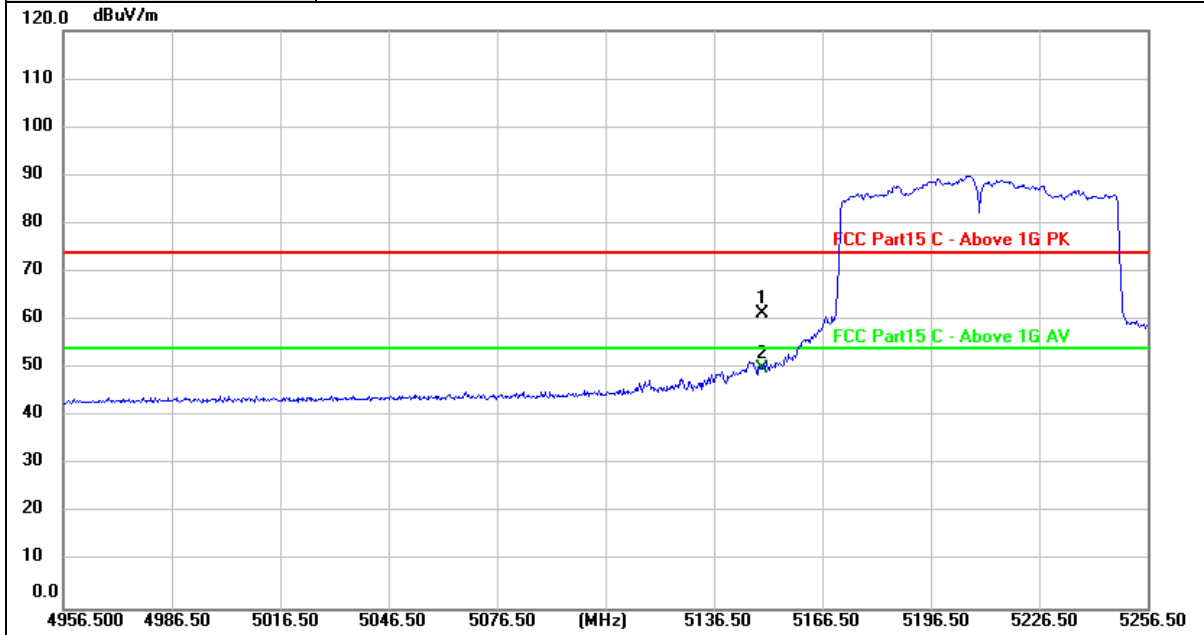
No.	Frequency (MHz)	Reading (dBuV)	Factor (dB/m)	Level (dBuV/m)	Limit (dBuV/m)	Margin (dB)	Detector
1	5150.000	18.22	37.18	55.40	74.00	-18.60	peak
2 *	5150.000	11.88	37.18	49.06	54.00	-4.94	AVG

Remarks:

1. Factor (dB/m) = Antenna Factor (dB/m)+Cable Factor (dB)-Pre-amplifier Factor
2. Margin value = Level -Limit value



Ant. No.	Ant 1 + Ant 2
Ant. Pol.	Vertical
Test Mode:	TX 802.11ac(VHT80) Mode 5210MHz (U-NII-1)



No.	Frequency (MHz)	Reading (dBuV)	Factor (dB/m)	Level (dBuV/m)	Limit (dBuV/m)	Margin (dB)	Detector
1	5150.000	24.16	37.18	61.34	74.00	-12.66	peak
2 *	5150.000	12.66	37.18	49.84	54.00	-4.16	AVG

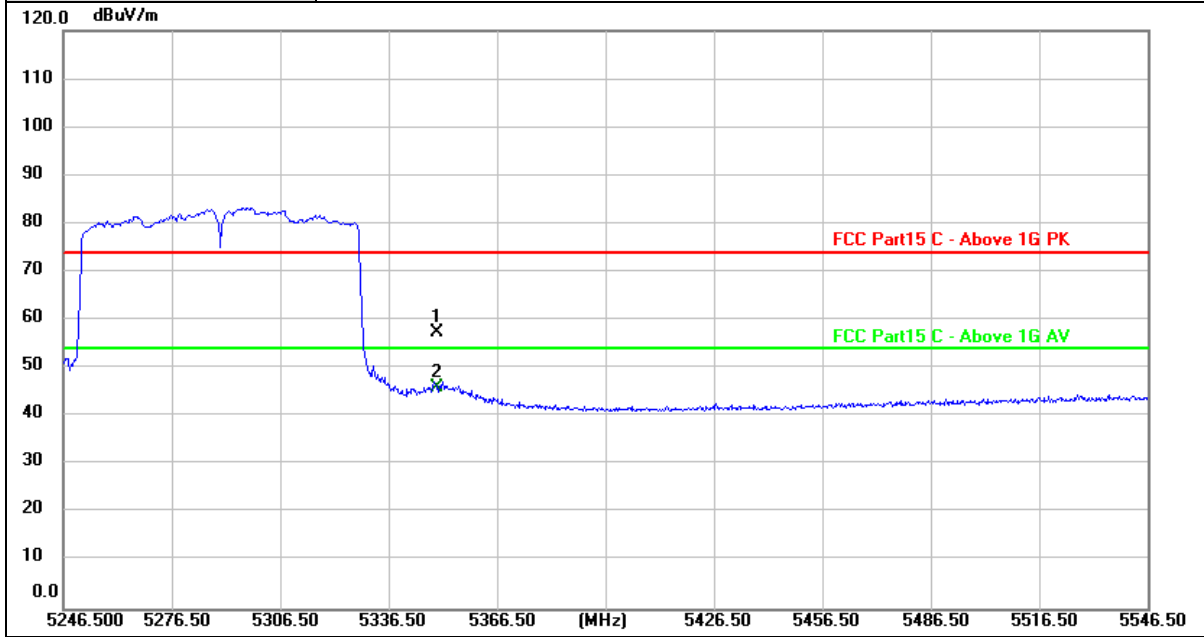
Remarks:

1. Factor (dB/m) = Antenna Factor (dB/m)+Cable Factor (dB)-Pre-amplifier Factor
2. Margin value = Level -Limit value





Ant. No.	Ant 1 + Ant 2
Ant. Pol.	Horizontal
Test Mode:	TX 802.11ac(VHT80) Mode 5290MHz (U-NII-2A)



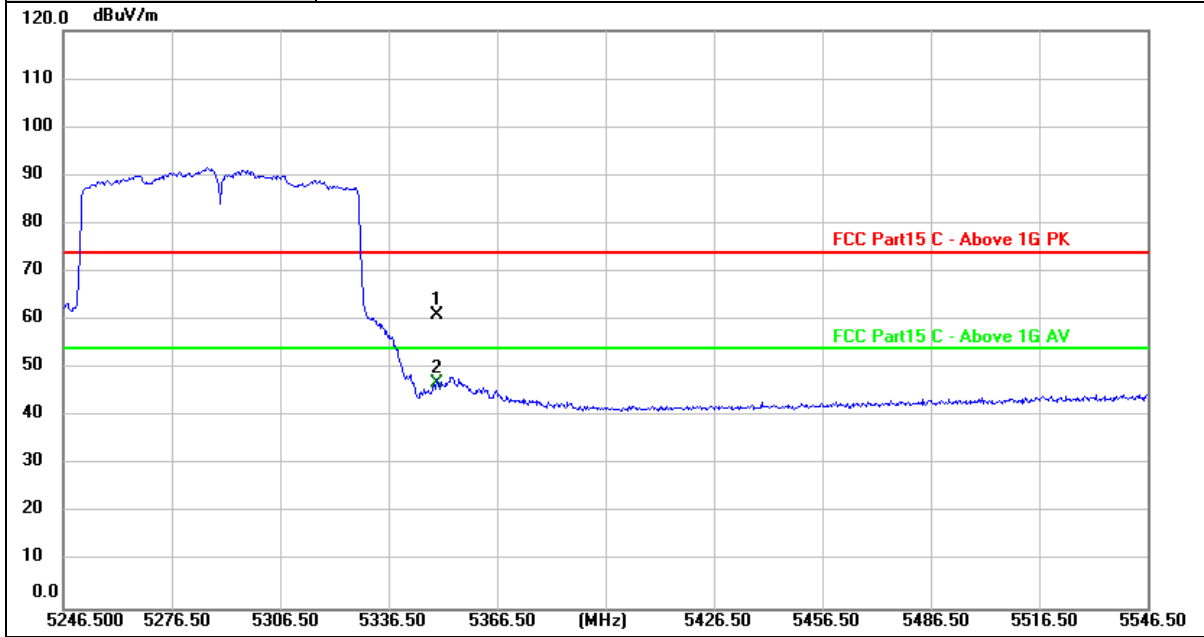
No.	Frequency (MHz)	Reading (dBuV)	Factor (dB/m)	Level (dBuV/m)	Limit (dBuV/m)	Margin (dB)	Detector
1	5350.000	20.04	37.40	57.44	74.00	-16.56	peak
2 *	5350.000	8.51	37.40	45.91	54.00	-8.09	AVG

Remarks:

- 1. Factor (dB/m) = Antenna Factor (dB/m)+Cable Factor (dB)-Pre-amplifier Factor
- 2. Margin value = Level -Limit value



Ant. No.	Ant 1 + Ant 2
Ant. Pol.	Vertical
Test Mode:	TX 802.11ac(VHT80) Mode 5290MHz (U-NII-2A)



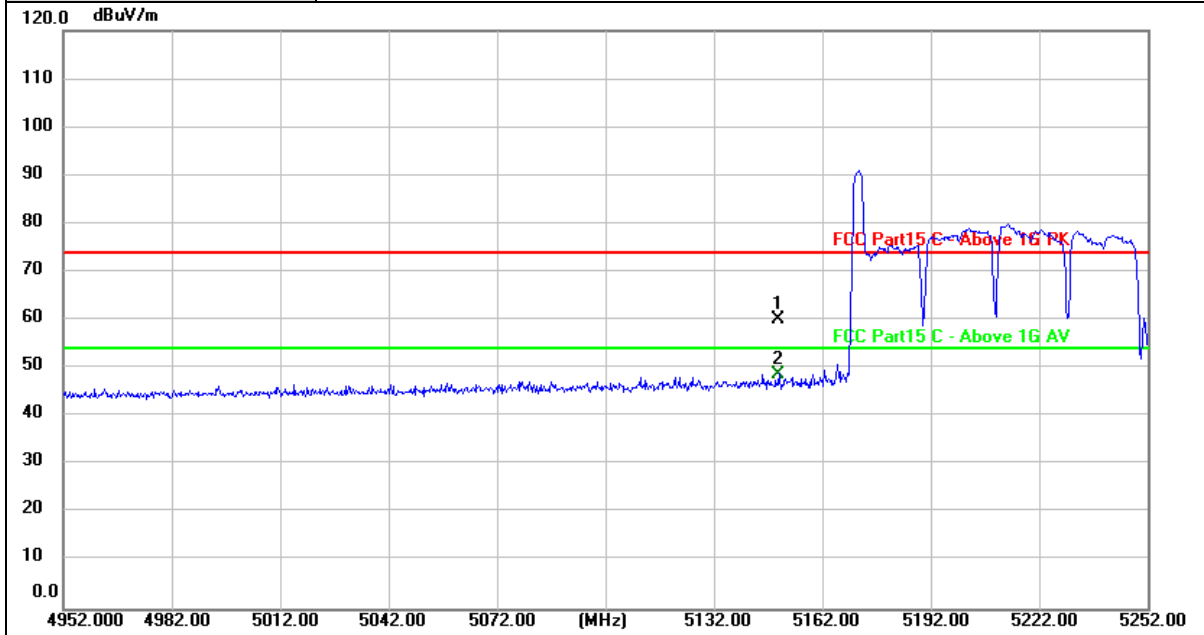
No.	Frequency (MHz)	Reading (dBuV)	Factor (dB/m)	Level (dBuV/m)	Limit (dBuV/m)	Margin (dB)	Detector
1	5350.000	23.65	37.40	61.05	74.00	-12.95	peak
2 *	5350.000	9.44	37.40	46.84	54.00	-7.16	AVG

Remarks:

- 1. Factor (dB/m) = Antenna Factor (dB/m)+Cable Factor (dB)-Pre-amplifier Factor
- 2. Margin value = Level -Limit value



Ant. No.	Ant 1 + Ant 2
Ant. Pol.	Horizontal
Test Mode:	TX 802.11ax(HE80) Mode 5210MHz (U-NII-1) 26/0



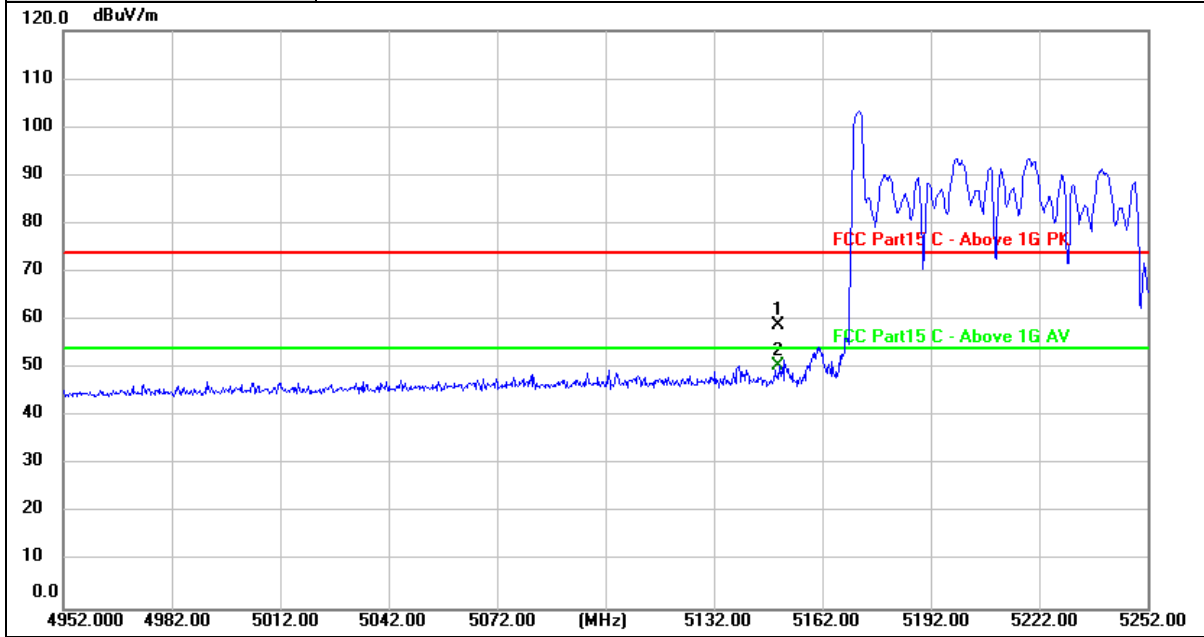
No.	Frequency (MHz)	Reading (dBuV)	Factor (dB/m)	Level (dBuV/m)	Limit (dBuV/m)	Margin (dB)	Detector
1	5150.000	23.02	37.18	60.20	74.00	-13.80	peak
2 *	5150.000	11.72	37.18	48.90	54.00	-5.10	AVG

Remarks:

1. Factor (dB/m) = Antenna Factor (dB/m)+Cable Factor (dB)-Pre-amplifier Factor
2. Margin value = Level -Limit value



Ant. No.	Ant 1 + Ant 2
Ant. Pol.	Vertical
Test Mode:	TX 802.11ax(HE80) Mode 5210MHz (U-NII-1) 26/0



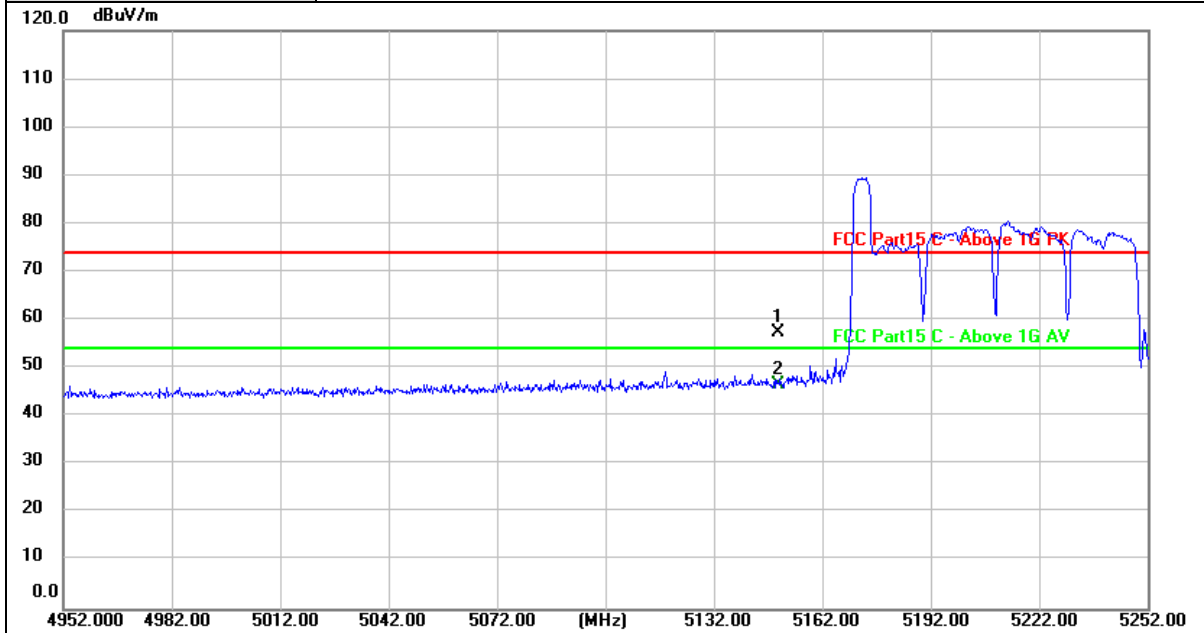
No.	Frequency (MHz)	Reading (dBuV)	Factor (dB/m)	Level (dBuV/m)	Limit (dBuV/m)	Margin (dB)	Detector
1	5150.000	21.78	37.18	58.96	74.00	-15.04	peak
2 *	5150.000	13.36	37.18	50.54	54.00	-3.46	AVG

Remarks:

- Factor (dB/m) = Antenna Factor (dB/m)+Cable Factor (dB)-Pre-amplifier Factor
- Margin value = Level -Limit value



Ant. No.	Ant 1 + Ant 2
Ant. Pol.	Horizontal
Test Mode:	TX 802.11ax(HE80) Mode 5210MHz (U-NII-1) 52/37



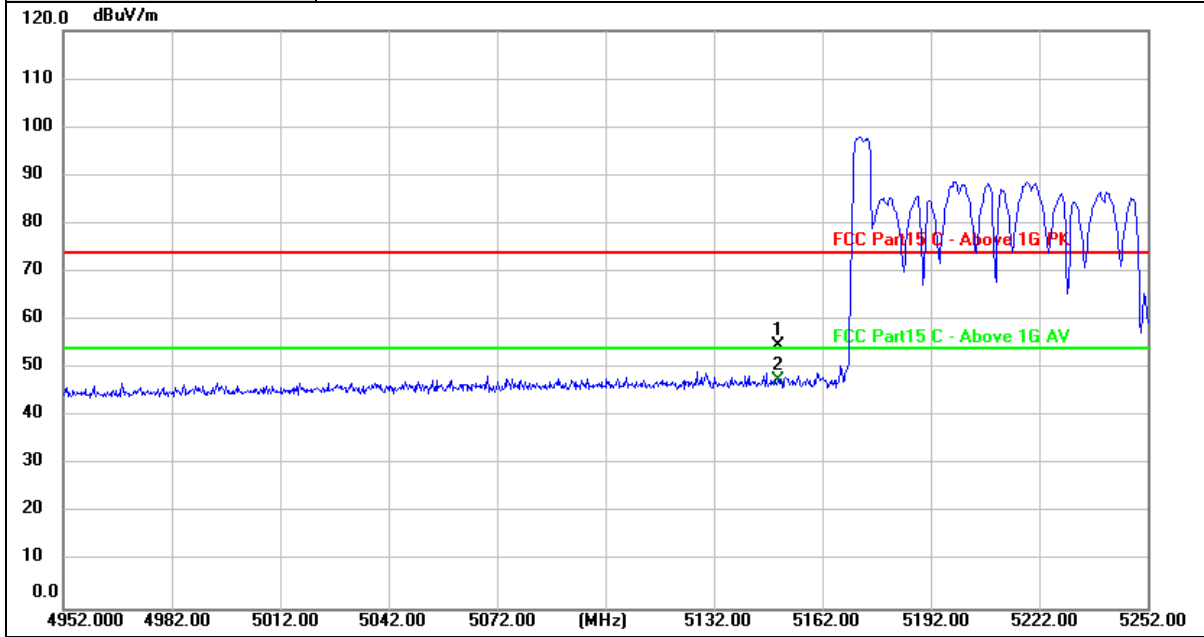
No.	Frequency (MHz)	Reading (dBuV)	Factor (dB/m)	Level (dBuV/m)	Limit (dBuV/m)	Margin (dB)	Detector
1	5150.000	20.27	37.18	57.45	74.00	-16.55	peak
2 *	5150.000	9.57	37.18	46.75	54.00	-7.25	AVG

Remarks:

- 1. Factor (dB/m) = Antenna Factor (dB/m)+Cable Factor (dB)-Pre-amplifier Factor
- 2. Margin value = Level -Limit value



Ant. No.	Ant 1 + Ant 2
Ant. Pol.	Vertical
Test Mode:	TX 802.11ax(HE80) Mode 5210MHz (U-NII-1) 52/37



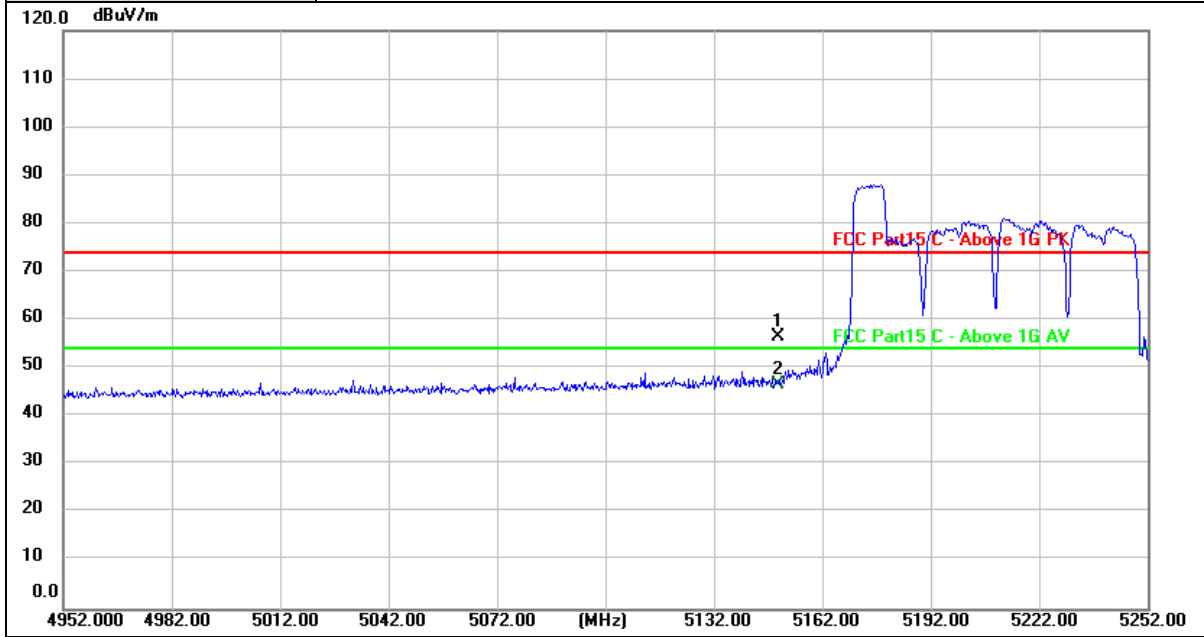
No.	Frequency (MHz)	Reading (dBuV)	Factor (dB/m)	Level (dBuV/m)	Limit (dBuV/m)	Margin (dB)	Detector
1	5150.000	17.64	37.18	54.82	74.00	-19.18	peak
2 *	5150.000	10.44	37.18	47.62	54.00	-6.38	AVG

Remarks:

- 1. Factor (dB/m) = Antenna Factor (dB/m)+Cable Factor (dB)-Pre-amplifier Factor
- 2. Margin value = Level -Limit value



Ant. No.	Ant 1 + Ant 2
Ant. Pol.	Horizontal
Test Mode:	TX 802.11ax(HE80) Mode 5210MHz (U-NII-1) 106/53



No.	Frequency (MHz)	Reading (dBuV)	Factor (dB/m)	Level (dBuV/m)	Limit (dBuV/m)	Margin (dB)	Detector
1	5150.000	19.27	37.18	56.45	74.00	-17.55	peak
2 *	5150.000	9.57	37.18	46.75	54.00	-7.25	AVG

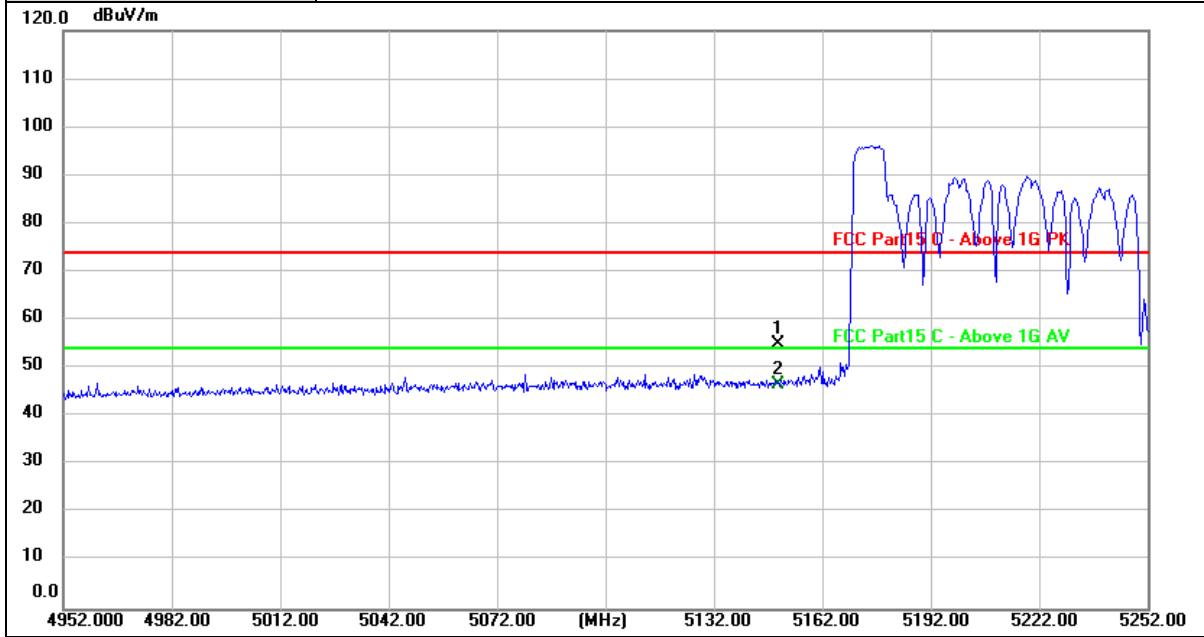
Remarks:

- 1. Factor (dB/m) = Antenna Factor (dB/m)+Cable Factor (dB)-Pre-amplifier Factor
- 2. Margin value = Level -Limit value





Ant. No.	Ant 1 + Ant 2
Ant. Pol.	Vertical
Test Mode:	TX 802.11ax(HE80) Mode 5210MHz (U-NII-1) 106/53



No.	Frequency (MHz)	Reading (dBuV)	Factor (dB/m)	Level (dBuV/m)	Limit (dBuV/m)	Margin (dB)	Detector
1	5150.000	17.91	37.18	55.09	74.00	-18.91	peak
2 *	5150.000	9.60	37.18	46.78	54.00	-7.22	AVG

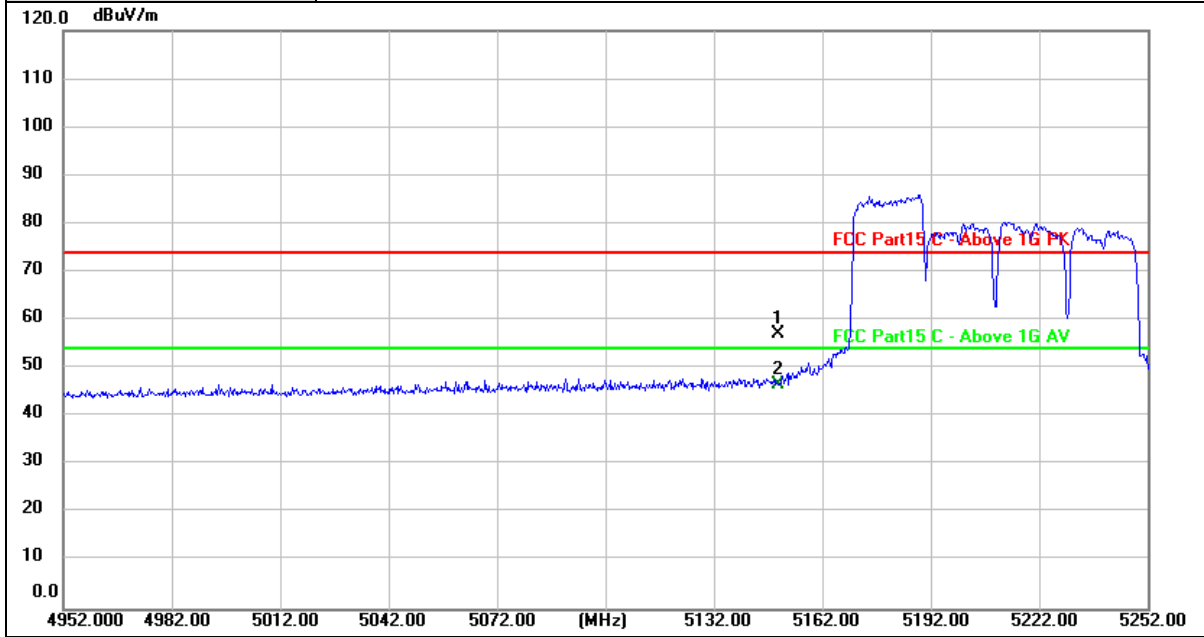
Remarks:

- 1. Factor (dB/m) = Antenna Factor (dB/m)+Cable Factor (dB)-Pre-amplifier Factor
- 2. Margin value = Level -Limit value





Ant. No.	Ant 1 + Ant 2
Ant. Pol.	Horizontal
Test Mode:	TX 802.11ax(HE80) Mode 5210MHz (U-NII-1) 242/61



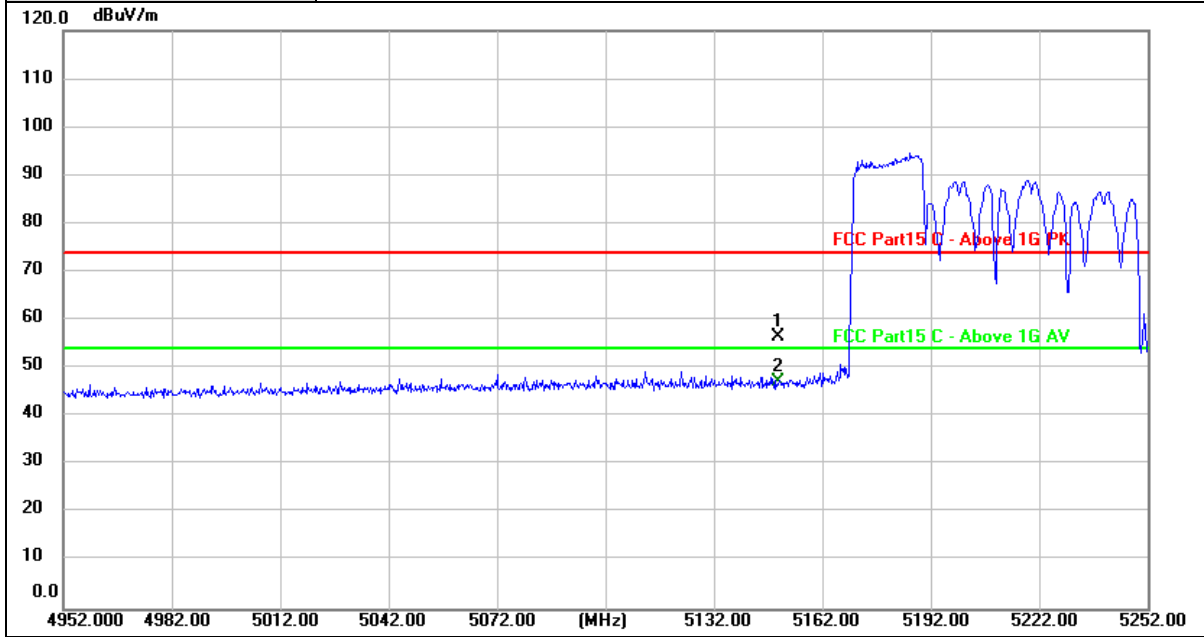
No.	Frequency (MHz)	Reading (dBuV)	Factor (dB/m)	Level (dBuV/m)	Limit (dBuV/m)	Margin (dB)	Detector
1	5150.000	20.09	37.18	57.27	74.00	-16.73	peak
2 *	5150.000	9.61	37.18	46.79	54.00	-7.21	AVG

Remarks:

- 1. Factor (dB/m) = Antenna Factor (dB/m)+Cable Factor (dB)-Pre-amplifier Factor
- 2. Margin value = Level -Limit value



Ant. No.	Ant 1 + Ant 2
Ant. Pol.	Vertical
Test Mode:	TX 802.11ax(HE80) Mode 5210MHz (U-NII-1) 242/61



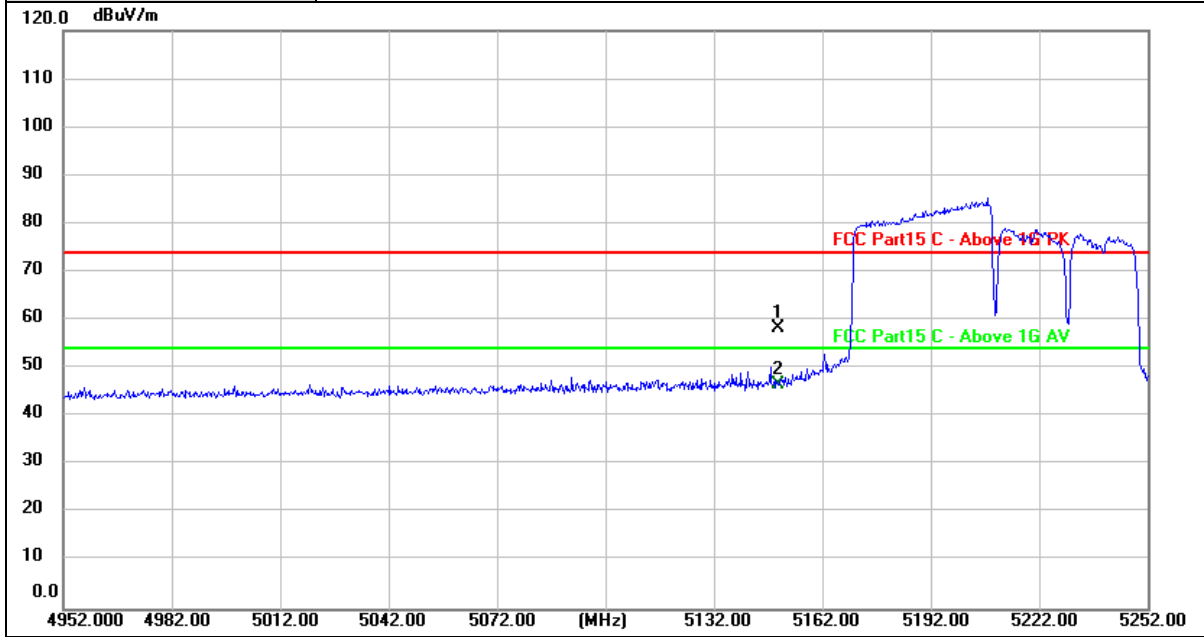
No.	Frequency (MHz)	Reading (dBuV)	Factor (dB/m)	Level (dBuV/m)	Limit (dBuV/m)	Margin (dB)	Detector
1	5150.000	19.36	37.18	56.54	74.00	-17.46	peak
2 *	5150.000	10.19	37.18	47.37	54.00	-6.63	AVG

Remarks:

- Factor (dB/m) = Antenna Factor (dB/m)+Cable Factor (dB)-Pre-amplifier Factor
- Margin value = Level -Limit value



Ant. No.	Ant 1 + Ant 2
Ant. Pol.	Horizontal
Test Mode:	TX 802.11ax(HE80) Mode 5210MHz (U-NII-1) 484/65



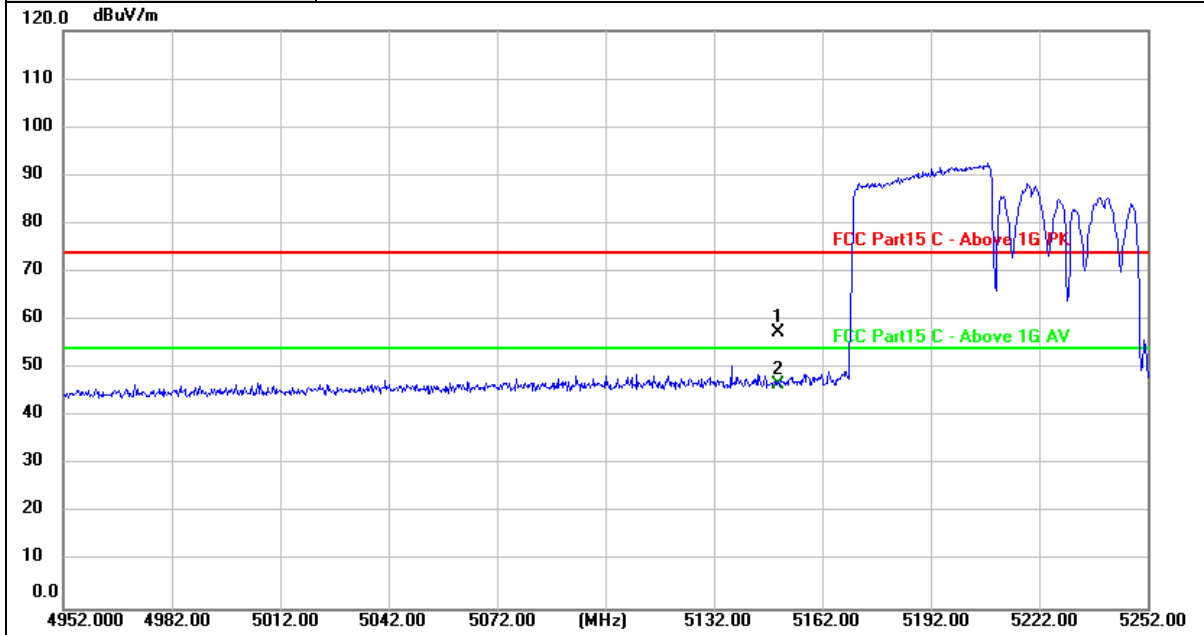
No.	Frequency (MHz)	Reading (dBuV)	Factor (dB/m)	Level (dBuV/m)	Limit (dBuV/m)	Margin (dB)	Detector
1	5150.000	21.23	37.18	58.41	74.00	-15.59	peak
2 *	5150.000	9.51	37.18	46.69	54.00	-7.31	AVG

Remarks:

- 1. Factor (dB/m) = Antenna Factor (dB/m)+Cable Factor (dB)-Pre-amplifier Factor
- 2. Margin value = Level -Limit value



Ant. No.	Ant 1 + Ant 2
Ant. Pol.	Vertical
Test Mode:	TX 802.11ax(HE80) Mode 5210MHz (U-NII-1) 484/65



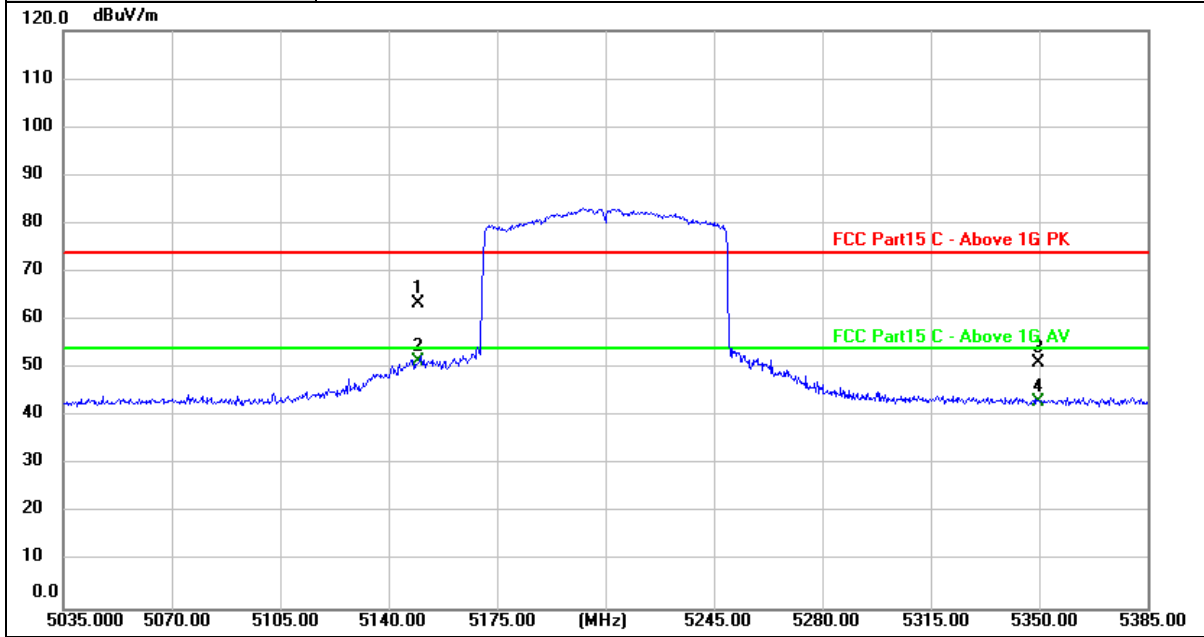
No.	Frequency (MHz)	Reading (dBuV)	Factor (dB/m)	Level (dBuV/m)	Limit (dBuV/m)	Margin (dB)	Detector
1	5150.000	20.34	37.18	57.52	74.00	-16.48	peak
2 *	5150.000	9.44	37.18	46.62	54.00	-7.38	AVG

Remarks:

- 1. Factor (dB/m) = Antenna Factor (dB/m)+Cable Factor (dB)-Pre-amplifier Factor
- 2. Margin value = Level -Limit value



Ant. No.	Ant 1 + Ant 2
Ant. Pol.	Horizontal
Test Mode:	TX 802.11ax(HE80) Mode 5210MHz (U-NII-1) 996/67



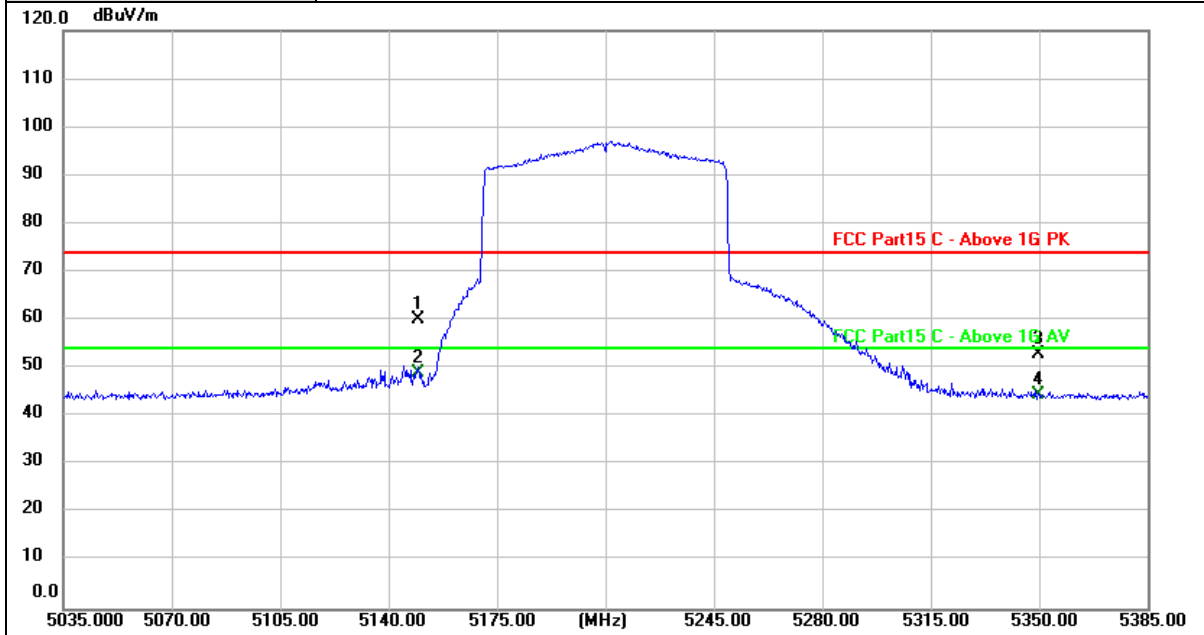
No.	Frequency (MHz)	Reading (dBuV)	Factor (dB/m)	Level (dBuV/m)	Limit (dBuV/m)	Margin (dB)	Detector
1	5150.000	26.23	37.18	63.41	74.00	-10.59	peak
2 *	5150.000	14.27	37.18	51.45	54.00	-2.55	AVG
3	5350.000	13.61	37.40	51.01	74.00	-22.99	peak
4	5350.000	5.62	37.40	43.02	54.00	-10.98	AVG

Remarks:

1. Factor (dB/m) = Antenna Factor (dB/m)+Cable Factor (dB)-Pre-amplifier Factor
2. Margin value = Level -Limit value



Ant. No.	Ant 1 + Ant 2
Ant. Pol.	Vertical
Test Mode:	TX 802.11ax(HE80) Mode 5210MHz (U-NII-1) 996/67



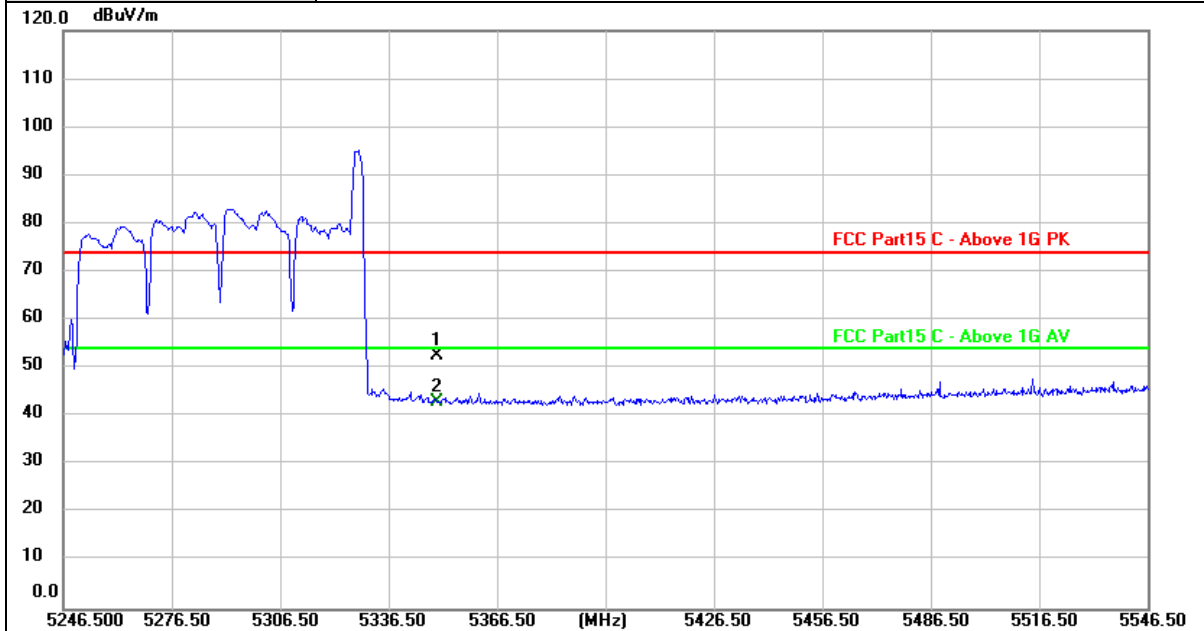
No.	Frequency (MHz)	Reading (dBuV)	Factor (dB/m)	Level (dBuV/m)	Limit (dBuV/m)	Margin (dB)	Detector
1	5150.000	23.00	37.18	60.18	74.00	-13.82	peak
2 *	5150.000	11.83	37.18	49.01	54.00	-4.99	AVG
3	5350.000	15.61	37.40	53.01	74.00	-20.99	peak
4	5350.000	7.02	37.40	44.42	54.00	-9.58	AVG

Remarks:

- 1.Factor (dB/m) = Antenna Factor (dB/m)+Cable Factor (dB)-Pre-amplifier Factor
- 2.Margin value = Level -Limit value



<b>Ant. No.</b>	Ant 1 + Ant 2
<b>Ant. Pol.</b>	Horizontal
<b>Test Mode:</b>	TX 802.11ax(HE80) Mode 5290MHz (U-NII-2A) 26/36



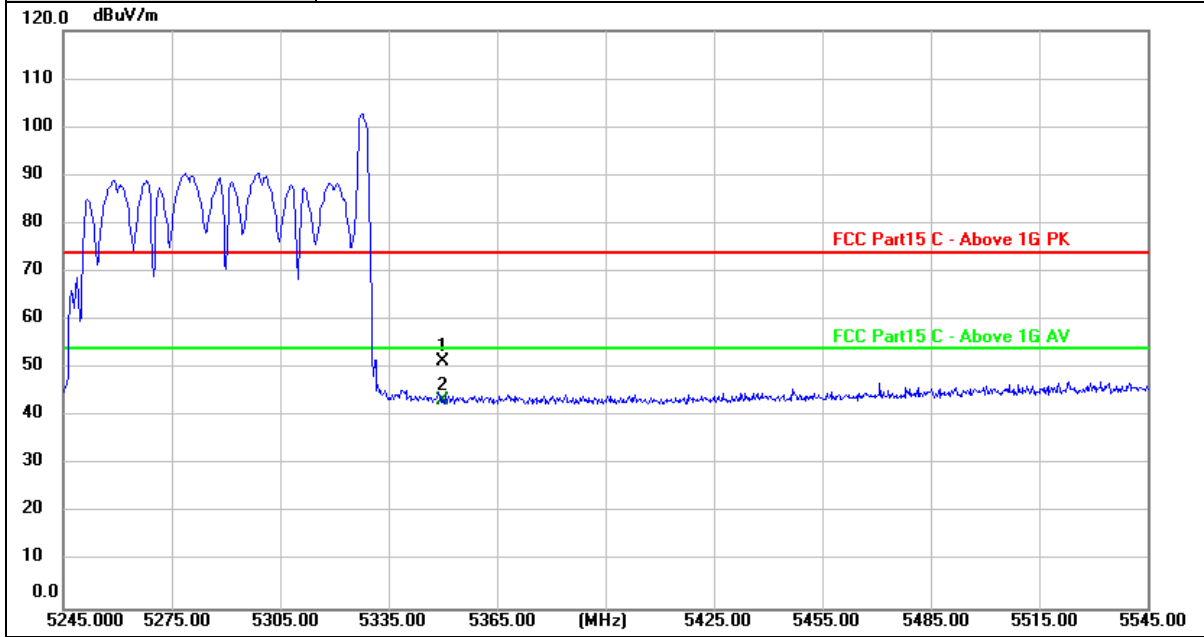
No.	Frequency (MHz)	Reading (dBuV)	Factor (dB/m)	Level (dBuV/m)	Limit (dBuV/m)	Margin (dB)	Detector
1	5350.000	15.21	37.40	52.61	74.00	-21.39	peak
2 *	5350.000	5.63	37.40	43.03	54.00	-10.97	AVG

Remarks:

- 1. Factor (dB/m) = Antenna Factor (dB/m)+Cable Factor (dB)-Pre-amplifier Factor
- 2. Margin value = Level -Limit value



<b>Ant. No.</b>	Ant 1 + Ant 2
<b>Ant. Pol.</b>	Vertical
<b>Test Mode:</b>	TX 802.11ax(HE80) Mode 5290MHz (U-NII-2A) 26/36



No.	Frequency (MHz)	Reading (dBuV)	Factor (dB/m)	Level (dBuV/m)	Limit (dBuV/m)	Margin (dB)	Detector
1	5350.000	14.08	37.40	51.48	74.00	-22.52	peak
2 *	5350.000	6.08	37.40	43.48	54.00	-10.52	AVG

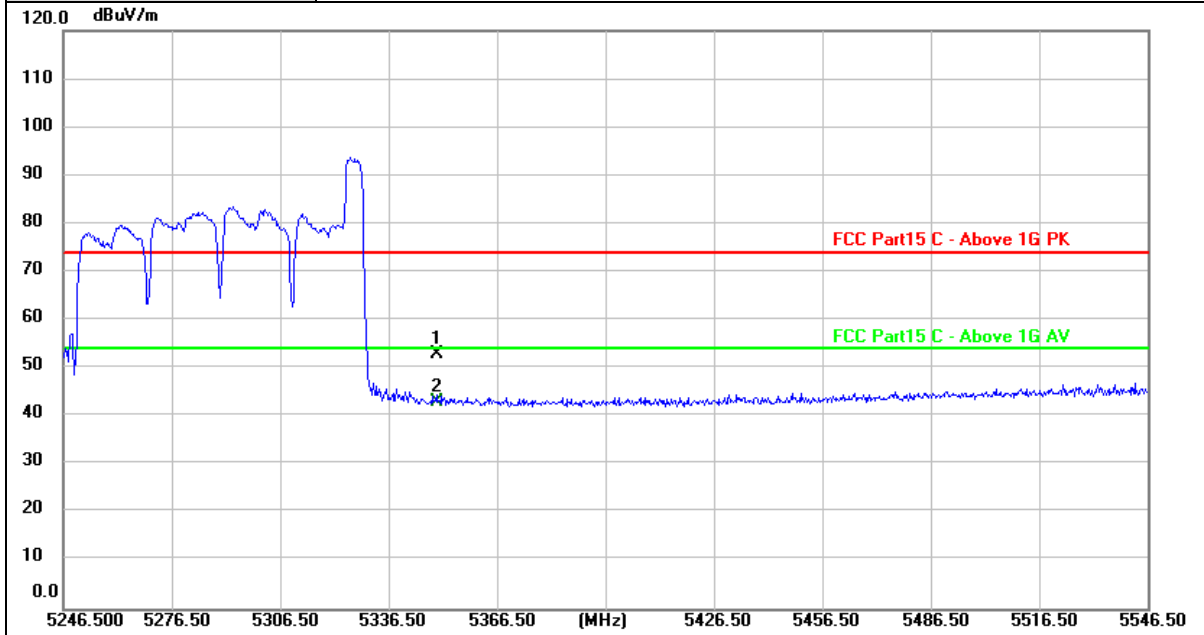
Remarks:

- 1.Factor (dB/m) = Antenna Factor (dB/m)+Cable Factor (dB)-Pre-amplifier Factor
- 2.Margin value = Level -Limit value





Ant. No.	Ant 1 + Ant 2
Ant. Pol.	Horizontal
Test Mode:	TX 802.11ax(HE80) Mode 5290MHz (U-NII-2A) 52/52



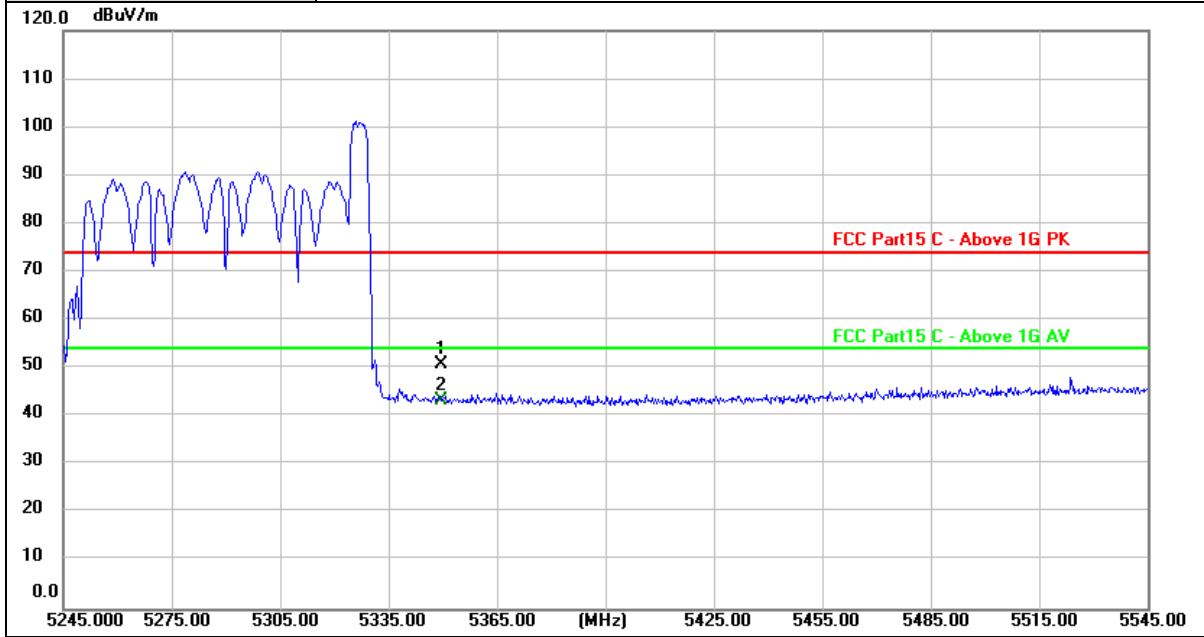
No.	Frequency (MHz)	Reading (dBuV)	Factor (dB/m)	Level (dBuV/m)	Limit (dBuV/m)	Margin (dB)	Detector
1	5350.000	15.69	37.40	53.09	74.00	-20.91	peak
2 *	5350.000	5.73	37.40	43.13	54.00	-10.87	AVG

Remarks:

- 1. Factor (dB/m) = Antenna Factor (dB/m)+Cable Factor (dB)-Pre-amplifier Factor
- 2. Margin value = Level -Limit value



<b>Ant. No.</b>	Ant 1 + Ant 2
<b>Ant. Pol.</b>	Vertical
<b>Test Mode:</b>	TX 802.11ax(HE80) Mode 5290MHz (U-NII-2A) 52/52



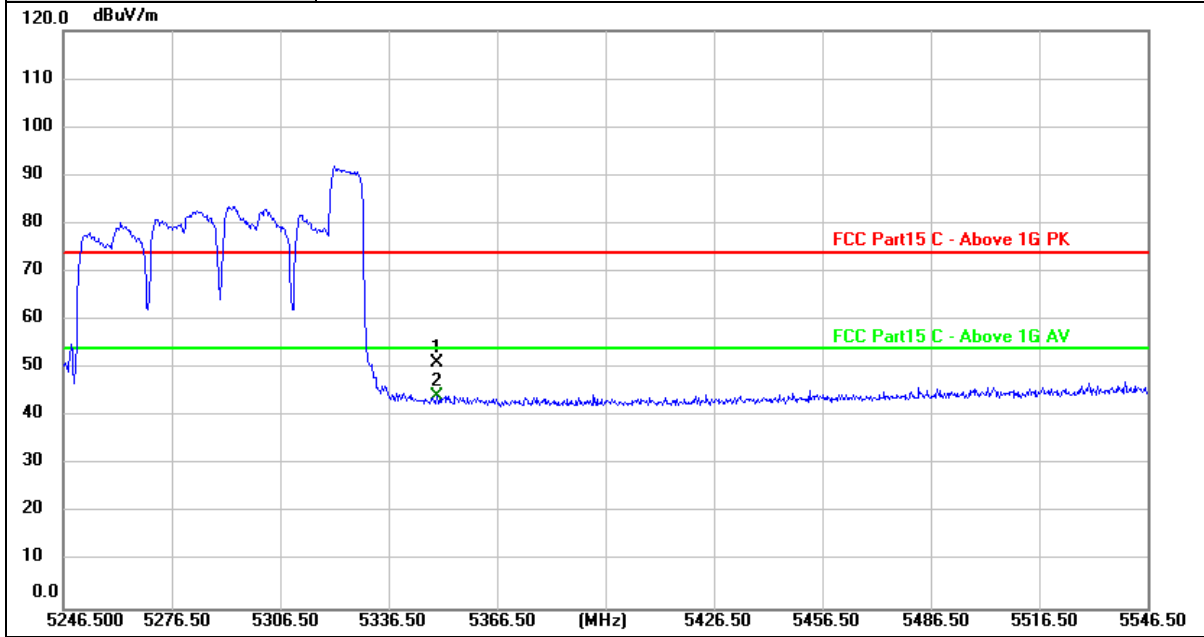
No.	Frequency (MHz)	Reading (dBuV)	Factor (dB/m)	Level (dBuV/m)	Limit (dBuV/m)	Margin (dB)	Detector
1	5350.000	13.44	37.40	50.84	74.00	-23.16	peak
2 *	5350.000	6.10	37.40	43.50	54.00	-10.50	AVG

Remarks:

- Factor (dB/m) = Antenna Factor (dB/m)+Cable Factor (dB)-Pre-amplifier Factor
- Margin value = Level -Limit value



<b>Ant. No.</b>	Ant 1 + Ant 2
<b>Ant. Pol.</b>	Horizontal
<b>Test Mode:</b>	TX 802.11ax(HE80) Mode 5290MHz (U-NII-2A) 106/60



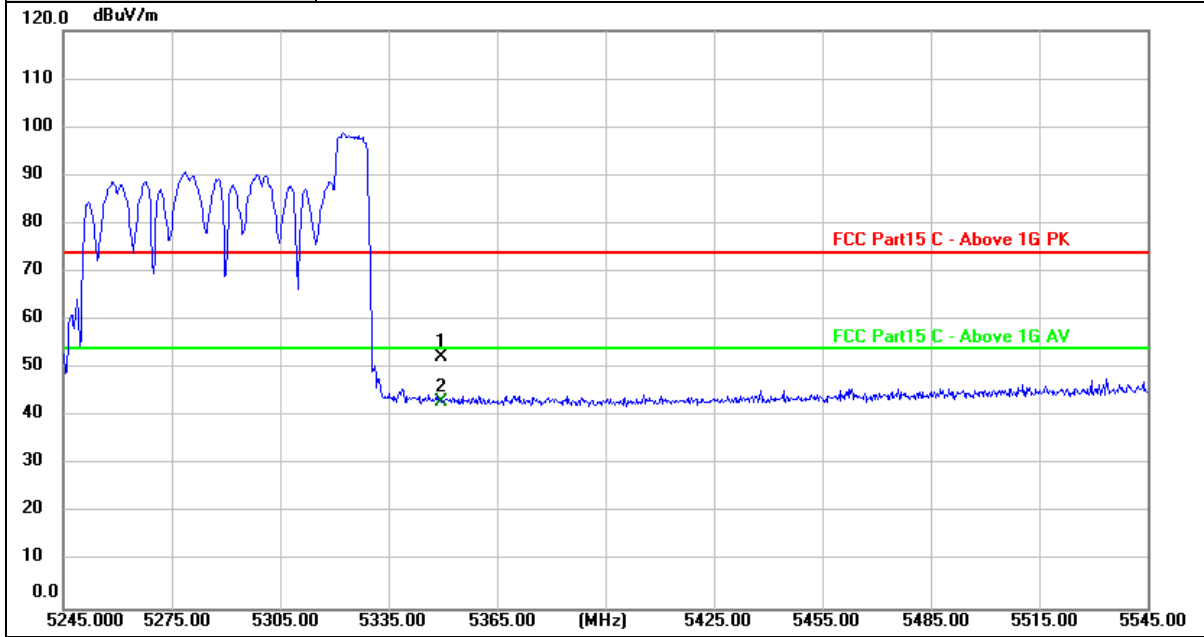
No.	Frequency (MHz)	Reading (dBuV)	Factor (dB/m)	Level (dBuV/m)	Limit (dBuV/m)	Margin (dB)	Detector
1	5350.000	13.68	37.40	51.08	74.00	-22.92	peak
2 *	5350.000	6.95	37.40	44.35	54.00	-9.65	AVG

Remarks:

- 1. Factor (dB/m) = Antenna Factor (dB/m)+Cable Factor (dB)-Pre-amplifier Factor
- 2. Margin value = Level -Limit value



<b>Ant. No.</b>	Ant 1 + Ant 2
<b>Ant. Pol.</b>	Vertical
<b>Test Mode:</b>	TX 802.11ax(HE80) Mode 5290MHz (U-NII-2A) 106/60



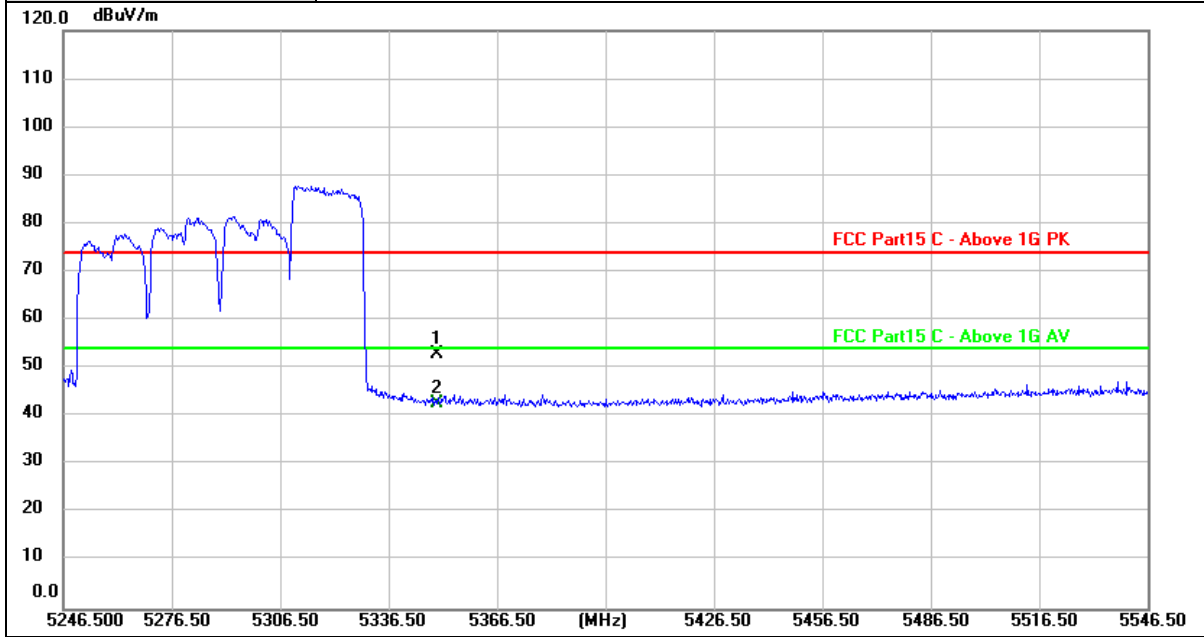
No.	Frequency (MHz)	Reading (dBuV)	Factor (dB/m)	Level (dBuV/m)	Limit (dBuV/m)	Margin (dB)	Detector
1	5350.000	15.09	37.40	52.49	74.00	-21.51	peak
2 *	5350.000	5.61	37.40	43.01	54.00	-10.99	AVG

Remarks:

- 1.Factor (dB/m) = Antenna Factor (dB/m)+Cable Factor (dB)-Pre-amplifier Factor
- 2.Margin value = Level -Limit value



<b>Ant. No.</b>	Ant 1 + Ant 2
<b>Ant. Pol.</b>	Horizontal
<b>Test Mode:</b>	TX 802.11ax(HE80) Mode 5290MHz (U-NII-2A) 242/64



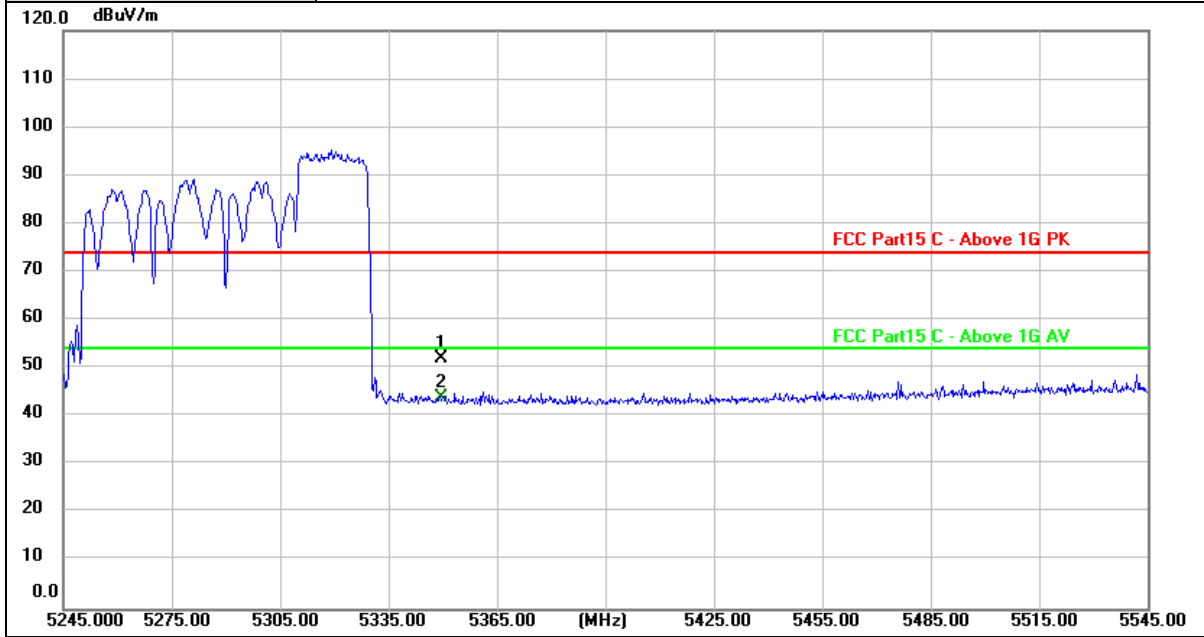
No.	Frequency (MHz)	Reading (dBuV)	Factor (dB/m)	Level (dBuV/m)	Limit (dBuV/m)	Margin (dB)	Detector
1	5350.000	15.41	37.40	52.81	74.00	-21.19	peak
2 *	5350.000	5.49	37.40	42.89	54.00	-11.11	AVG

Remarks:

- 1. Factor (dB/m) = Antenna Factor (dB/m)+Cable Factor (dB)-Pre-amplifier Factor
- 2. Margin value = Level -Limit value



<b>Ant. No.</b>	Ant 1 + Ant 2
<b>Ant. Pol.</b>	Vertical
<b>Test Mode:</b>	TX 802.11ax(HE80) Mode 5290MHz (U-NII-2A) 242/64



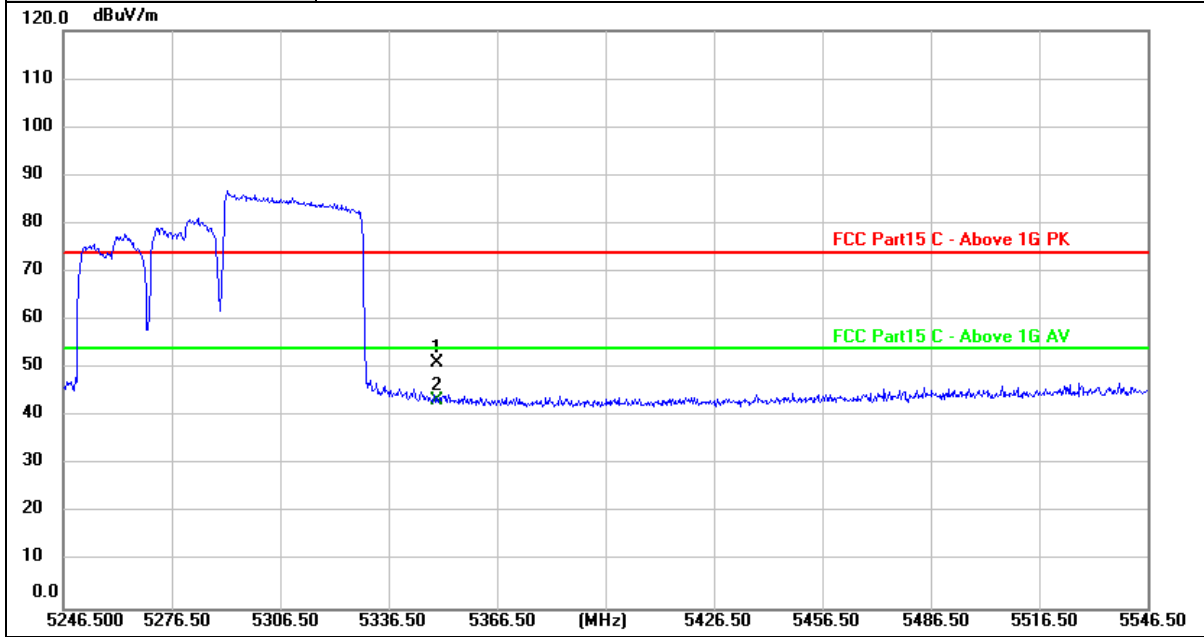
No.	Frequency (MHz)	Reading (dBuV)	Factor (dB/m)	Level (dBuV/m)	Limit (dBuV/m)	Margin (dB)	Detector
1	5350.000	14.66	37.40	52.06	74.00	-21.94	peak
2 *	5350.000	6.45	37.40	43.85	54.00	-10.15	AVG

Remarks:

1. Factor (dB/m) = Antenna Factor (dB/m) + Cable Factor (dB) - Pre-amplifier Factor
2. Margin value = Level - Limit value



Ant. No.	Ant 1 + Ant 2
Ant. Pol.	Horizontal
Test Mode:	TX 802.11ax(HE80) Mode 5290MHz (U-NII-2A) 484/66



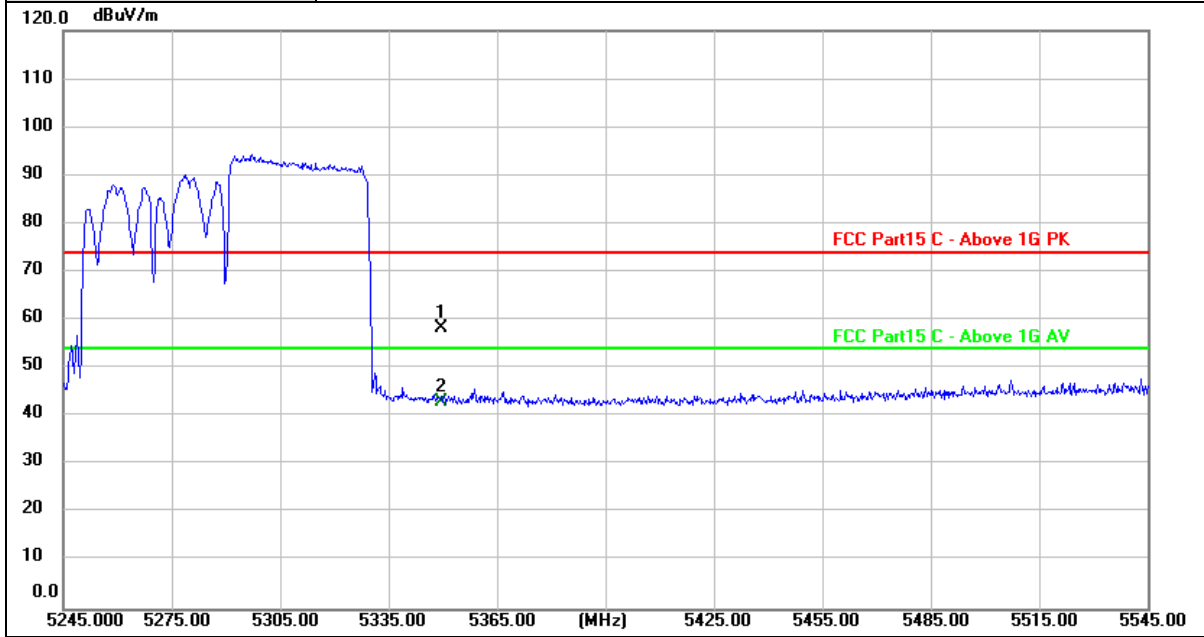
No.	Frequency (MHz)	Reading (dBuV)	Factor (dB/m)	Level (dBuV/m)	Limit (dBuV/m)	Margin (dB)	Detector
1	5350.000	13.89	37.40	51.29	74.00	-22.71	peak
2 *	5350.000	5.97	37.40	43.37	54.00	-10.63	AVG

Remarks:

- 1. Factor (dB/m) = Antenna Factor (dB/m)+Cable Factor (dB)-Pre-amplifier Factor
- 2. Margin value = Level -Limit value



<b>Ant. No.</b>	Ant 1 + Ant 2
<b>Ant. Pol.</b>	Vertical
<b>Test Mode:</b>	TX 802.11ax(HE80) Mode 5290MHz (U-NII-2A) 484/66



No.	Frequency (MHz)	Reading (dBuV)	Factor (dB/m)	Level (dBuV/m)	Limit (dBuV/m)	Margin (dB)	Detector
1	5350.000	21.02	37.40	58.42	74.00	-15.58	peak
2 *	5350.000	5.69	37.40	43.09	54.00	-10.91	AVG

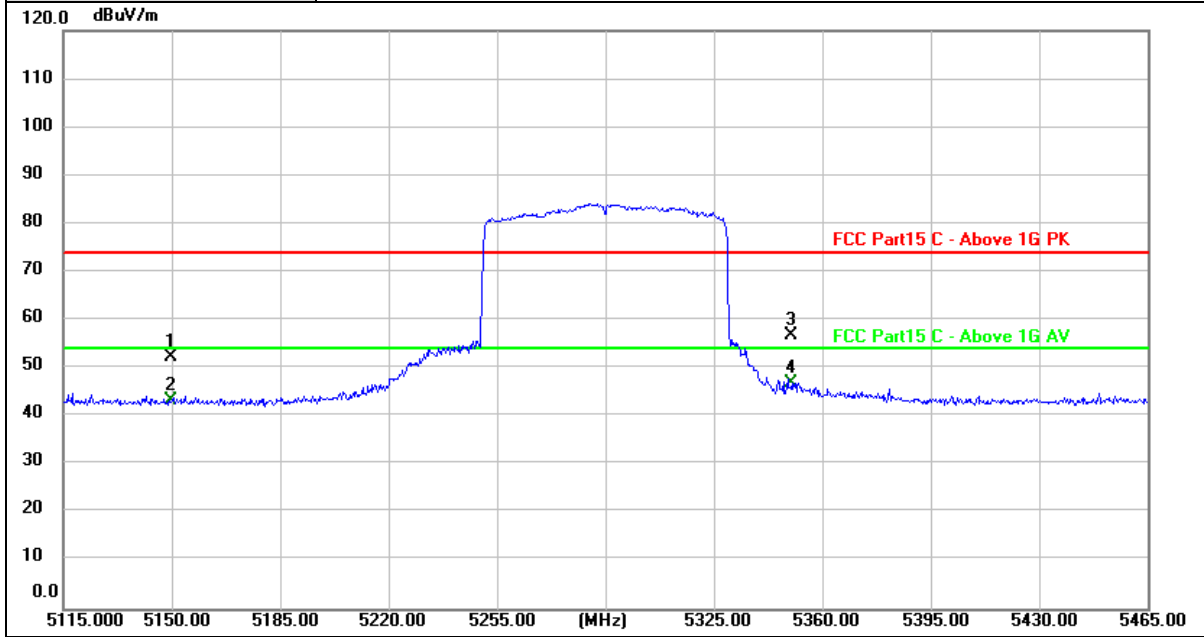
Remarks:

- 1. Factor (dB/m) = Antenna Factor (dB/m) + Cable Factor (dB) - Pre-amplifier Factor
- 2. Margin value = Level - Limit value





<b>Ant. No.</b>	Ant 1 + Ant 2
<b>Ant. Pol.</b>	Horizontal
<b>Test Mode:</b>	TX 802.11ax(HE80) Mode 5290MHz (U-NII-2A) 996/67



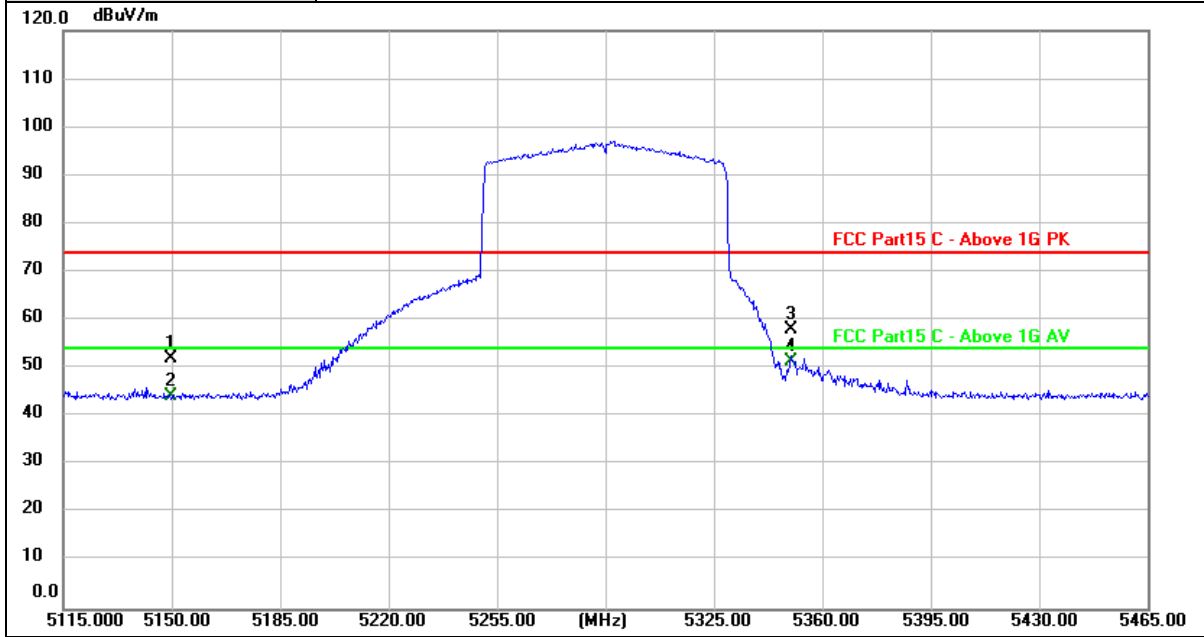
No.	Frequency (MHz)	Reading (dBuV)	Factor (dB/m)	Level (dBuV/m)	Limit (dBuV/m)	Margin (dB)	Detector
1	5150.000	15.29	37.18	52.47	74.00	-21.53	peak
2	5150.000	6.30	37.18	43.48	54.00	-10.52	AVG
3	5350.000	19.31	37.40	56.71	74.00	-17.29	peak
4 *	5350.000	9.53	37.40	46.93	54.00	-7.07	AVG

Remarks:

- Factor (dB/m) = Antenna Factor (dB/m)+Cable Factor (dB)-Pre-amplifier Factor
- Margin value = Level -Limit value



<b>Ant. No.</b>	Ant 1 + Ant 2
<b>Ant. Pol.</b>	Vertical
<b>Test Mode:</b>	TX 802.11ax(HE80) Mode 5290MHz (U-NII-2A) 996/67



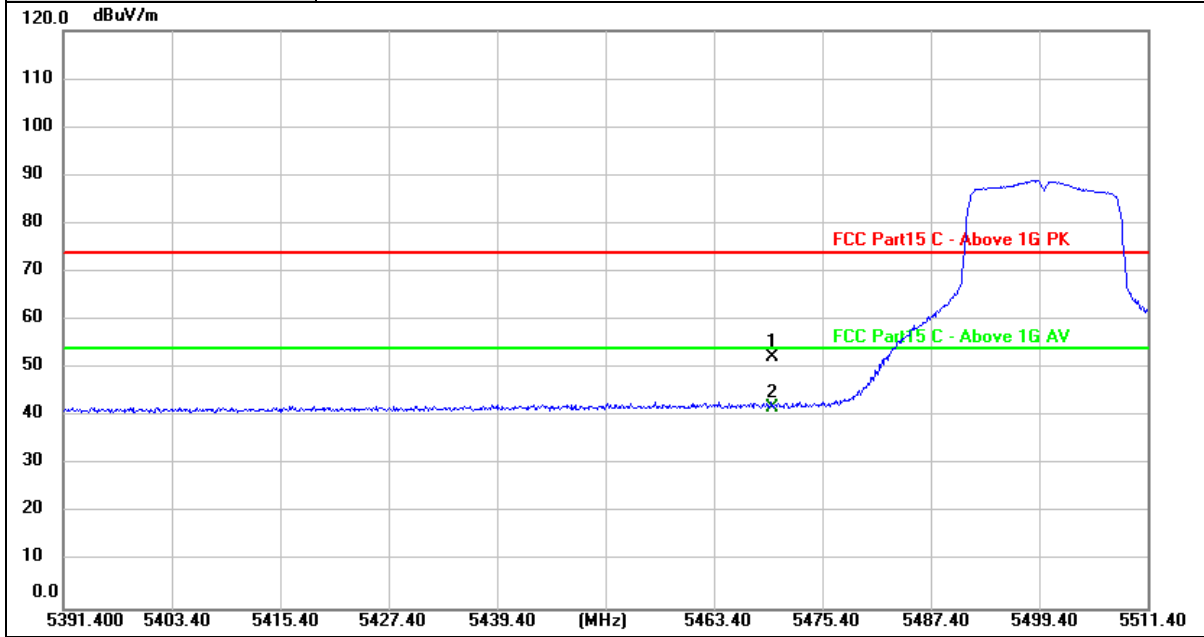
No.	Frequency (MHz)	Reading (dBuV)	Factor (dB/m)	Level (dBuV/m)	Limit (dBuV/m)	Margin (dB)	Detector
1	5150.000	14.95	37.18	52.13	74.00	-21.87	peak
2	5150.000	7.21	37.18	44.39	54.00	-9.61	AVG
3	5350.000	20.68	37.40	58.08	74.00	-15.92	peak
4 *	5350.000	14.04	37.40	51.44	54.00	-2.56	AVG

Remarks:

1. Factor (dB/m) = Antenna Factor (dB/m)+Cable Factor (dB)-Pre-amplifier Factor
2. Margin value = Level -Limit value



Ant. No.	Ant 1
Ant. Pol.	Horizontal
Test Mode:	TX 802.11a Mode 5500MHz (U-NII-2C)



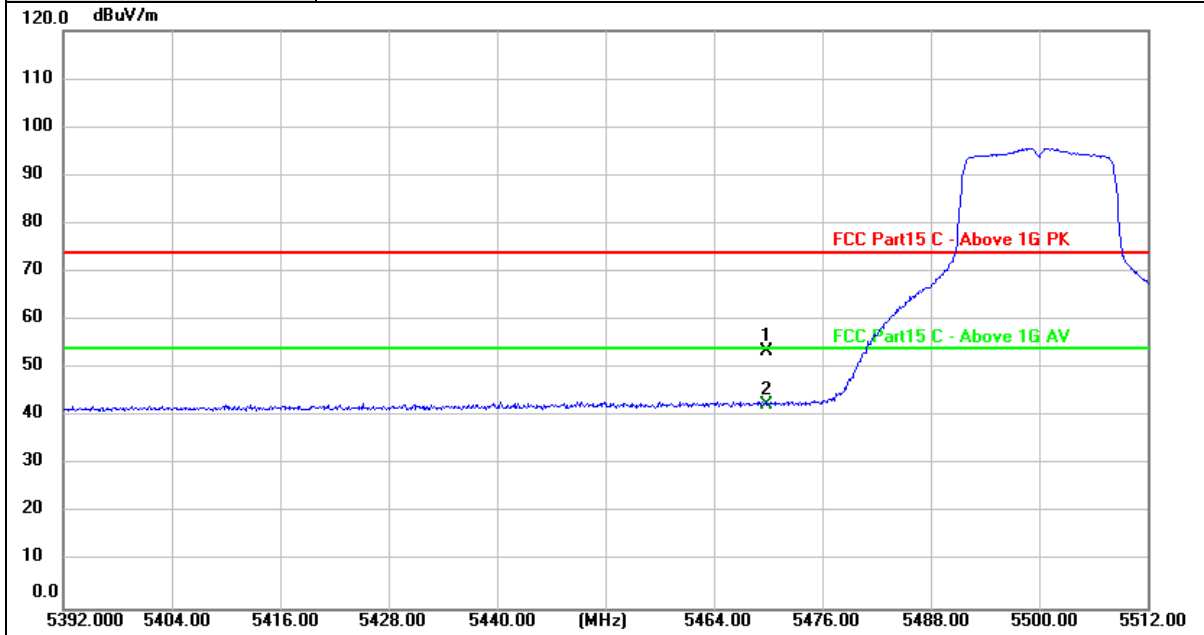
No.	Frequency (MHz)	Reading (dBuV)	Factor (dB/m)	Level (dBuV/m)	Limit (dBuV/m)	Margin (dB)	Detector
1	5470.000	14.81	37.59	52.40	74.00	-21.60	peak
2 *	5470.000	4.39	37.59	41.98	54.00	-12.02	AVG

Remarks:

- 1. Factor (dB/m) = Antenna Factor (dB/m)+Cable Factor (dB)-Pre-amplifier Factor
- 2. Margin value = Level -Limit value



<b>Ant. No.</b>	Ant 1
<b>Ant. Pol.</b>	Vertical
<b>Test Mode:</b>	TX 802.11a Mode 5500MHz (U-NII-2C)



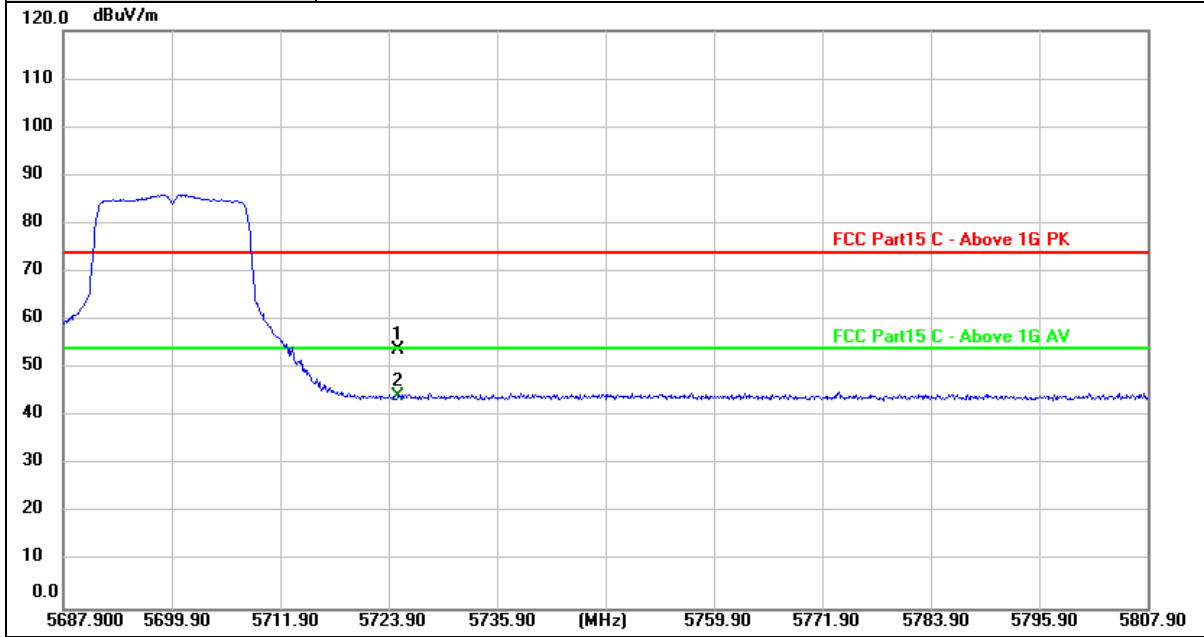
No.	Frequency (MHz)	Reading (dBuV)	Factor (dB/m)	Level (dBuV/m)	Limit (dBuV/m)	Margin (dB)	Detector
1	5470.000	15.88	37.59	53.47	74.00	-20.53	peak
2 *	5470.000	5.00	37.59	42.59	54.00	-11.41	AVG

Remarks:

- 1. Factor (dB/m) = Antenna Factor (dB/m)+Cable Factor (dB)-Pre-amplifier Factor
- 2. Margin value = Level -Limit value



Ant. No.	Ant 1
Ant. Pol.	Horizontal
Test Mode:	TX 802.11a Mode 5700MHz (U-NII-2C)



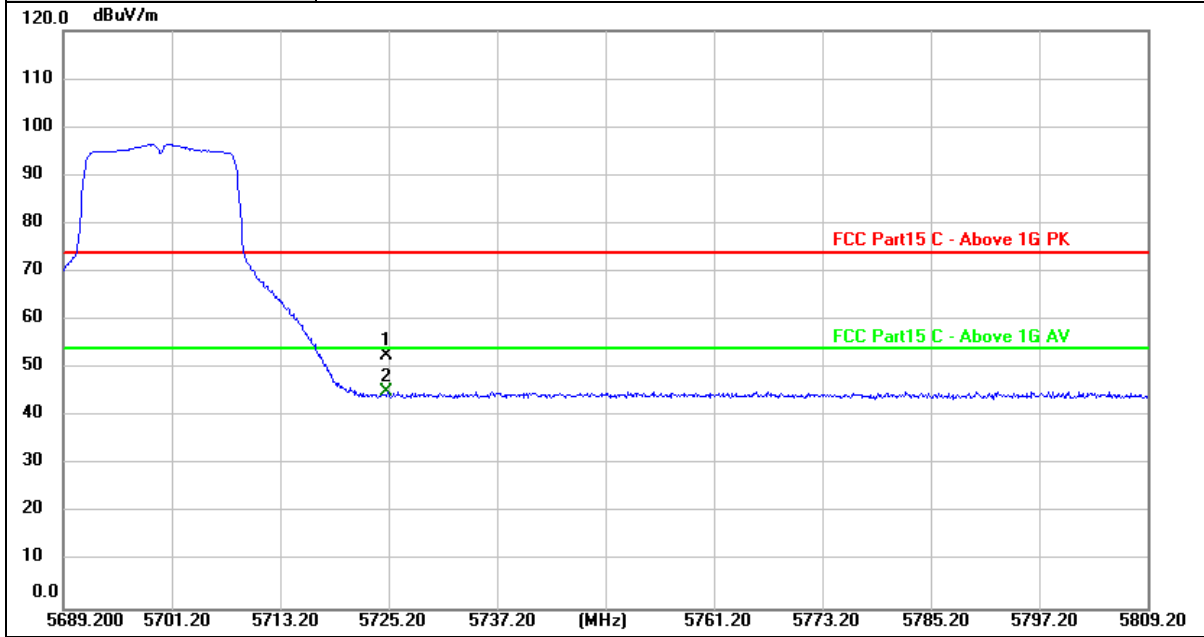
No.	Frequency (MHz)	Reading (dBuV)	Factor (dB/m)	Level (dBuV/m)	Limit (dBuV/m)	Margin (dB)	Detector
1	5725.000	15.62	38.16	53.78	74.00	-20.22	peak
2 *	5725.000	6.13	38.16	44.29	54.00	-9.71	AVG

Remarks:

- 1. Factor (dB/m) = Antenna Factor (dB/m)+Cable Factor (dB)-Pre-amplifier Factor
- 2. Margin value = Level -Limit value



Ant. No.	Ant 1
Ant. Pol.	Vertical
Test Mode:	TX 802.11a Mode 5700MHz (U-NII-2C)



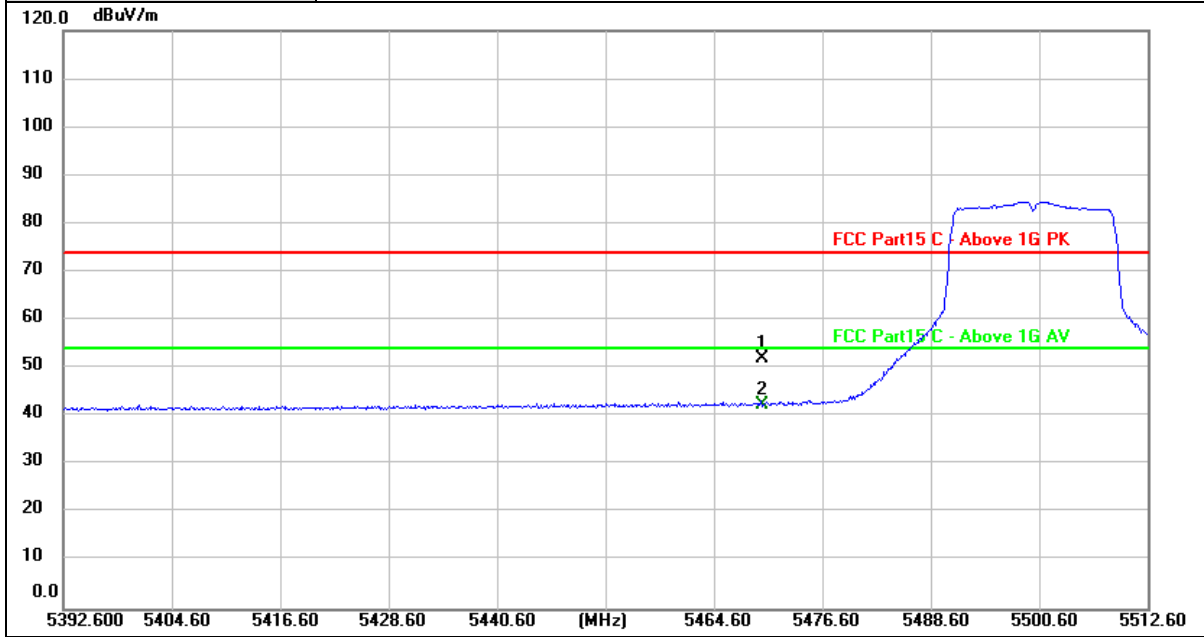
No.	Frequency (MHz)	Reading (dBuV)	Factor (dB/m)	Level (dBuV/m)	Limit (dBuV/m)	Margin (dB)	Detector
1	5725.000	14.61	38.16	52.77	74.00	-21.23	peak
2 *	5725.000	6.99	38.16	45.15	54.00	-8.85	AVG

Remarks:

- 1.Factor (dB/m) = Antenna Factor (dB/m)+Cable Factor (dB)-Pre-amplifier Factor
- 2.Margin value = Level -Limit value



Ant. No.	Ant 1 + Ant 2
Ant. Pol.	Horizontal
Test Mode:	TX 802.11n(HT20) Mode 5500MHz (U-NII-2C)



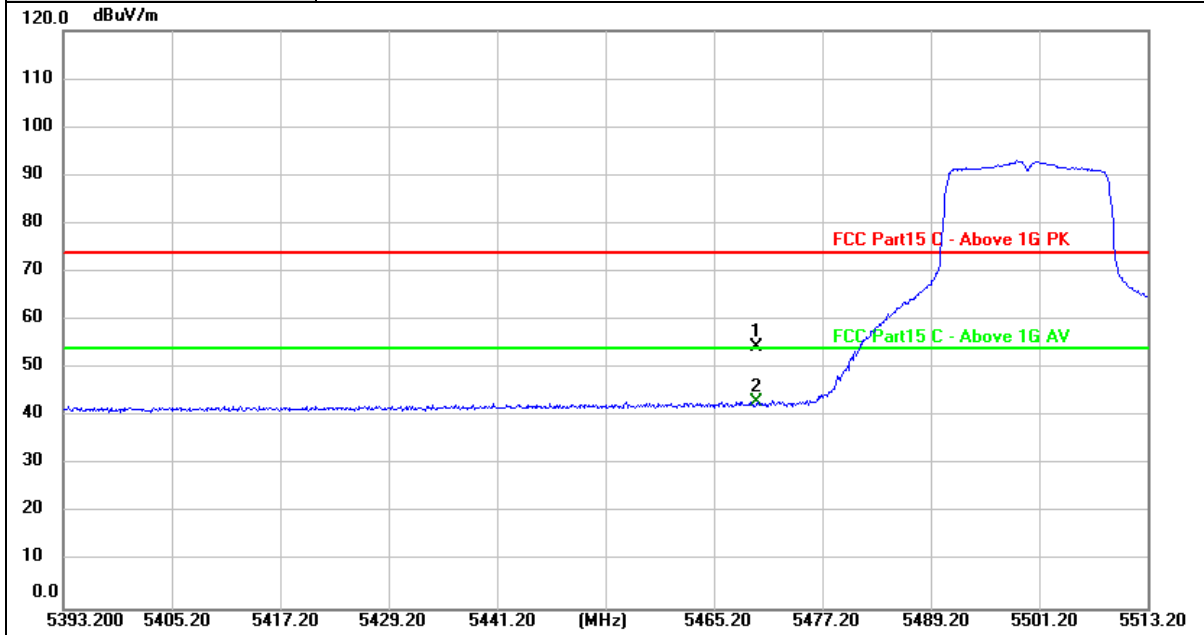
No.	Frequency (MHz)	Reading (dBuV)	Factor (dB/m)	Level (dBuV/m)	Limit (dBuV/m)	Margin (dB)	Detector
1	5470.000	14.46	37.59	52.05	74.00	-21.95	peak
2 *	5470.000	4.88	37.59	42.47	54.00	-11.53	AVG

Remarks:

- 1. Factor (dB/m) = Antenna Factor (dB/m)+Cable Factor (dB)-Pre-amplifier Factor
- 2. Margin value = Level -Limit value



Ant. No.	Ant 1 + Ant 2
Ant. Pol.	Vertical
Test Mode:	TX 802.11n(HT20) Mode 5500MHz (U-NII-2C)



No.	Frequency (MHz)	Reading (dBuV)	Factor (dB/m)	Level (dBuV/m)	Limit (dBuV/m)	Margin (dB)	Detector
1	5470.000	16.83	37.59	54.42	74.00	-19.58	peak
2 *	5470.000	5.39	37.59	42.98	54.00	-11.02	AVG

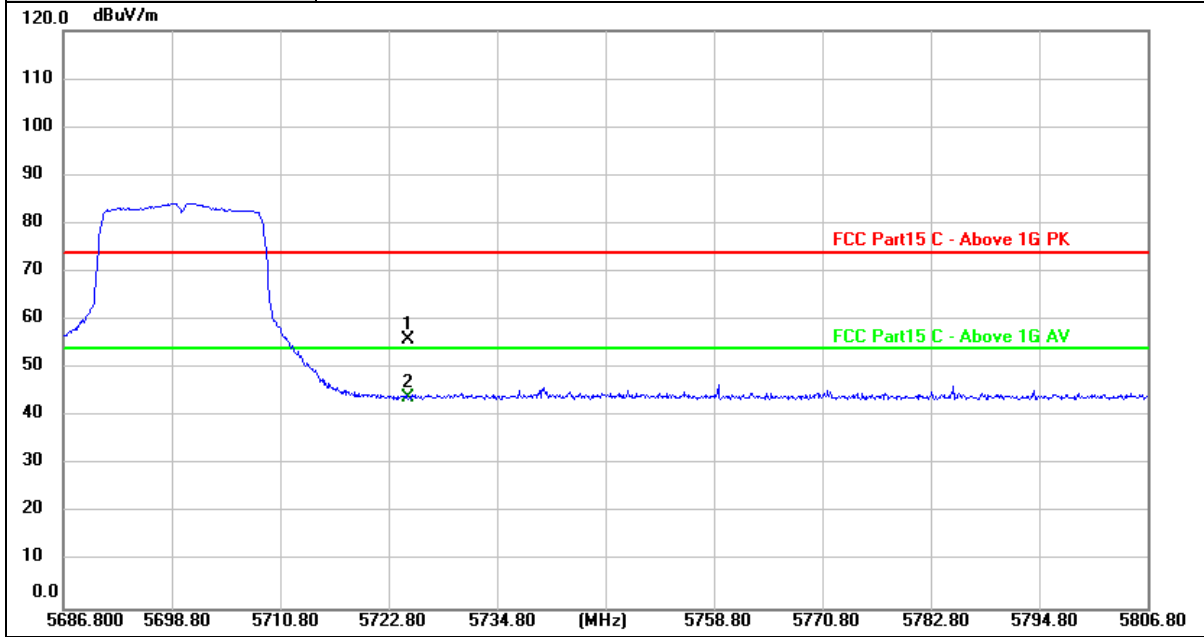
Remarks:

- 1. Factor (dB/m) = Antenna Factor (dB/m)+Cable Factor (dB)-Pre-amplifier Factor
- 2. Margin value = Level -Limit value





Ant. No.	Ant 1 + Ant 2
Ant. Pol.	Horizontal
Test Mode:	TX 802.11n(HT20) Mode 5700MHz (U-NII-2C)



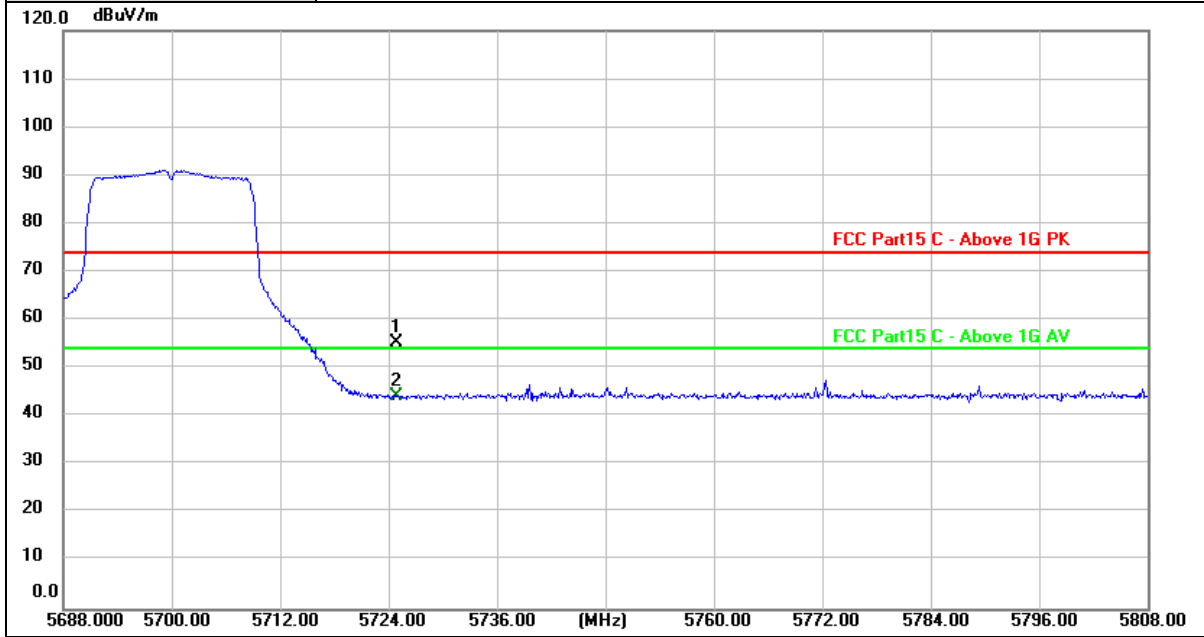
No.	Frequency (MHz)	Reading (dBuV)	Factor (dB/m)	Level (dBuV/m)	Limit (dBuV/m)	Margin (dB)	Detector
1	5725.000	17.79	38.16	55.95	74.00	-18.05	peak
2 *	5725.000	5.86	38.16	44.02	54.00	-9.98	AVG

Remarks:

- 1. Factor (dB/m) = Antenna Factor (dB/m)+Cable Factor (dB)-Pre-amplifier Factor
- 2. Margin value = Level -Limit value



Ant. No.	Ant 1 + Ant 2
Ant. Pol.	Vertical
Test Mode:	TX 802.11n(HT20) Mode 5700MHz (U-NII-2C)



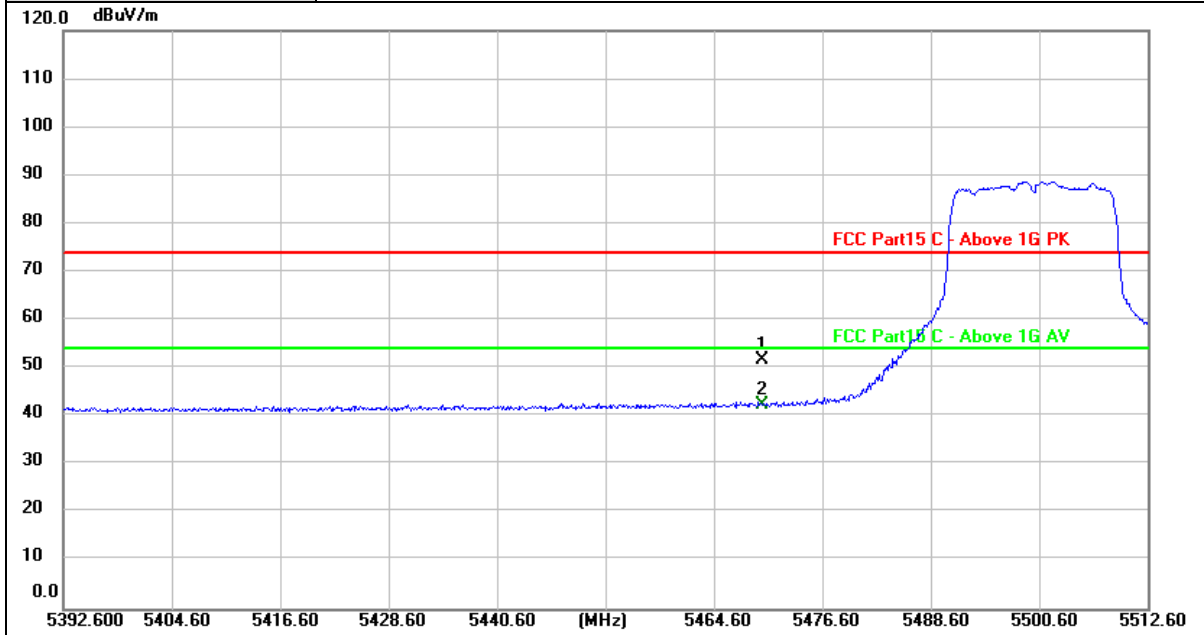
No.	Frequency (MHz)	Reading (dBuV)	Factor (dB/m)	Level (dBuV/m)	Limit (dBuV/m)	Margin (dB)	Detector
1	5725.000	17.04	38.16	55.20	74.00	-18.80	peak
2 *	5725.000	5.96	38.16	44.12	54.00	-9.88	AVG

Remarks:

- 1. Factor (dB/m) = Antenna Factor (dB/m) + Cable Factor (dB) - Pre-amplifier Factor
- 2. Margin value = Level - Limit value



Ant. No.	Ant 1 + Ant 2
Ant. Pol.	Horizontal
Test Mode:	TX 802.11ac(VHT20) Mode 5500MHz (U-NII-2C)



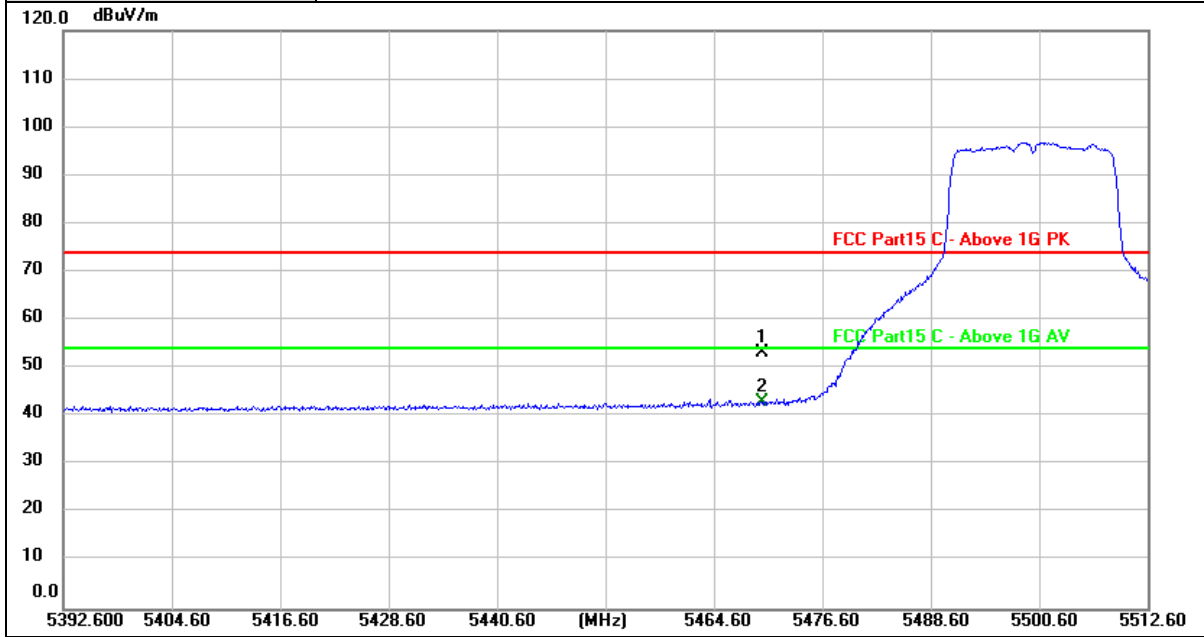
No.	Frequency (MHz)	Reading (dBuV)	Factor (dB/m)	Level (dBuV/m)	Limit (dBuV/m)	Margin (dB)	Detector
1	5470.000	14.25	37.59	51.84	74.00	-22.16	peak
2 *	5470.000	4.81	37.59	42.40	54.00	-11.60	AVG

Remarks:

- 1. Factor (dB/m) = Antenna Factor (dB/m)+Cable Factor (dB)-Pre-amplifier Factor
- 2. Margin value = Level -Limit value



Ant. No.	Ant 1 + Ant 2
Ant. Pol.	Vertical
Test Mode:	TX 802.11ac(VHT20) Mode 5500MHz (U-NII-2C)



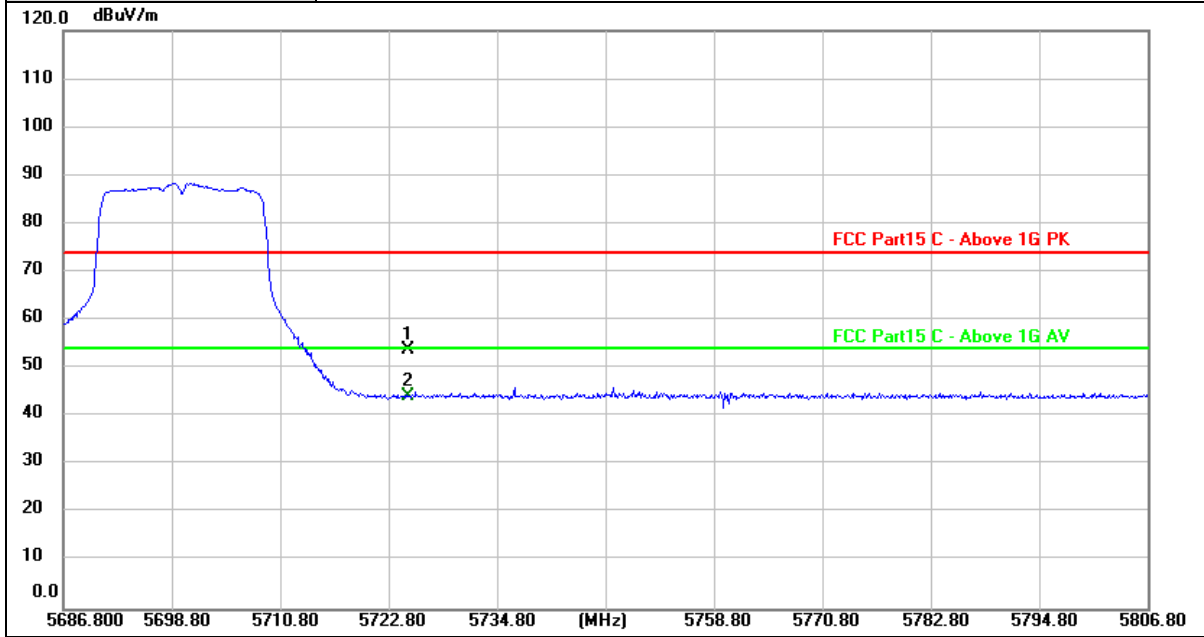
No.	Frequency (MHz)	Reading (dBuV)	Factor (dB/m)	Level (dBuV/m)	Limit (dBuV/m)	Margin (dB)	Detector
1	5470.000	15.66	37.59	53.25	74.00	-20.75	peak
2 *	5470.000	5.37	37.59	42.96	54.00	-11.04	AVG

Remarks:

- 1. Factor (dB/m) = Antenna Factor (dB/m)+Cable Factor (dB)-Pre-amplifier Factor
- 2. Margin value = Level -Limit value



Ant. No.	Ant 1 + Ant 2
Ant. Pol.	Horizontal
Test Mode:	TX 802.11ac(VHT20) Mode 5700MHz (U-NII-2C)



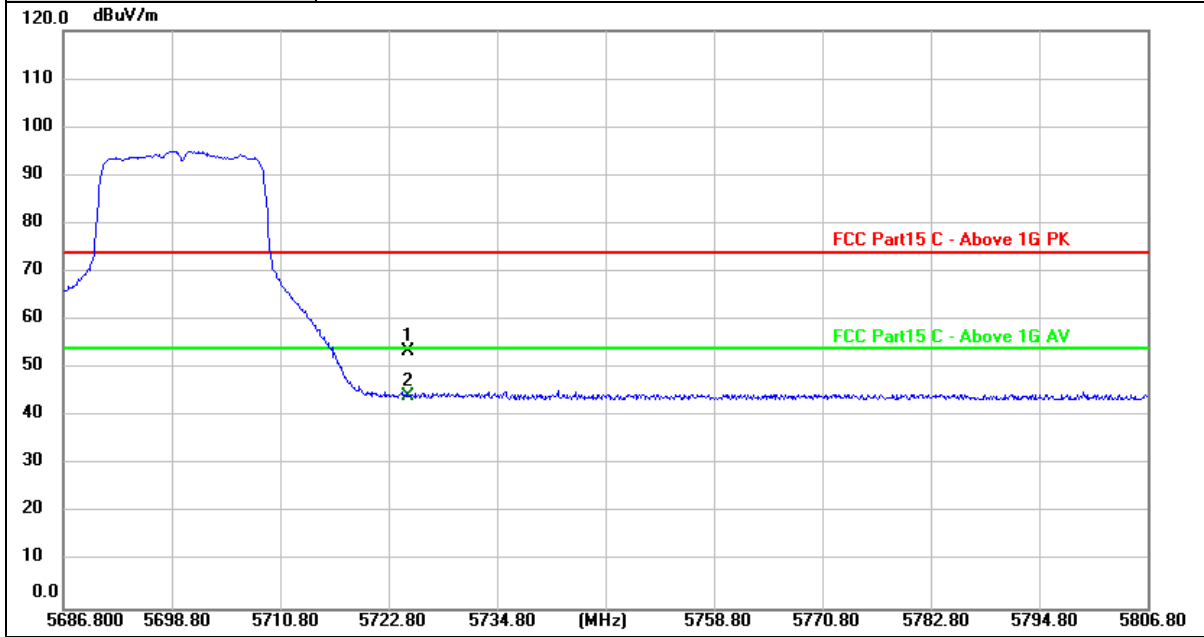
No.	Frequency (MHz)	Reading (dBuV)	Factor (dB/m)	Level (dBuV/m)	Limit (dBuV/m)	Margin (dB)	Detector
1	5725.000	15.83	38.16	53.99	74.00	-20.01	peak
2 *	5725.000	6.17	38.16	44.33	54.00	-9.67	AVG

Remarks:

1. Factor (dB/m) = Antenna Factor (dB/m)+Cable Factor (dB)-Pre-amplifier Factor
2. Margin value = Level -Limit value



<b>Ant. No.</b>	Ant 1 + Ant 2
<b>Ant. Pol.</b>	Vertical
<b>Test Mode:</b>	TX 802.11ac(VHT20) Mode 5700MHz (U-NII-2C)



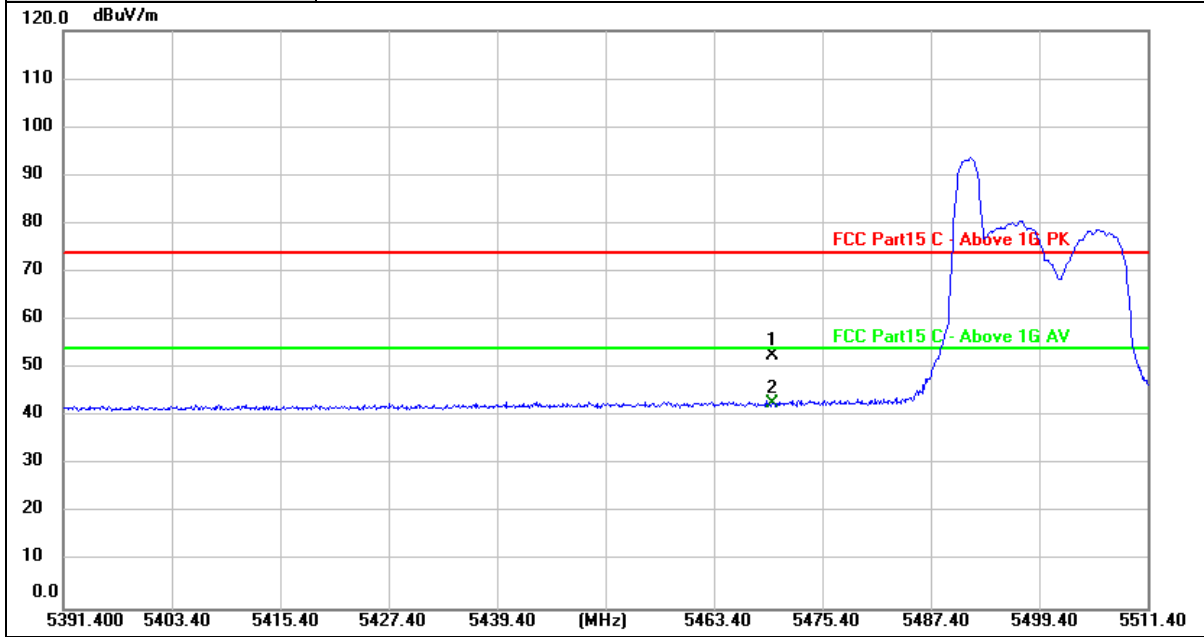
No.	Frequency (MHz)	Reading (dBuV)	Factor (dB/m)	Level (dBuV/m)	Limit (dBuV/m)	Margin (dB)	Detector
1	5725.000	15.44	38.16	53.60	74.00	-20.40	peak
2 *	5725.000	5.97	38.16	44.13	54.00	-9.87	AVG

Remarks:

- 1.Factor (dB/m) = Antenna Factor (dB/m)+Cable Factor (dB)-Pre-amplifier Factor
- 2.Margin value = Level -Limit value



Ant. No.	Ant 1 + Ant 2
Ant. Pol.	Horizontal
Test Mode:	TX 802.11ax(HE20) Mode 5500MHz (U-NII-2C) 26/0



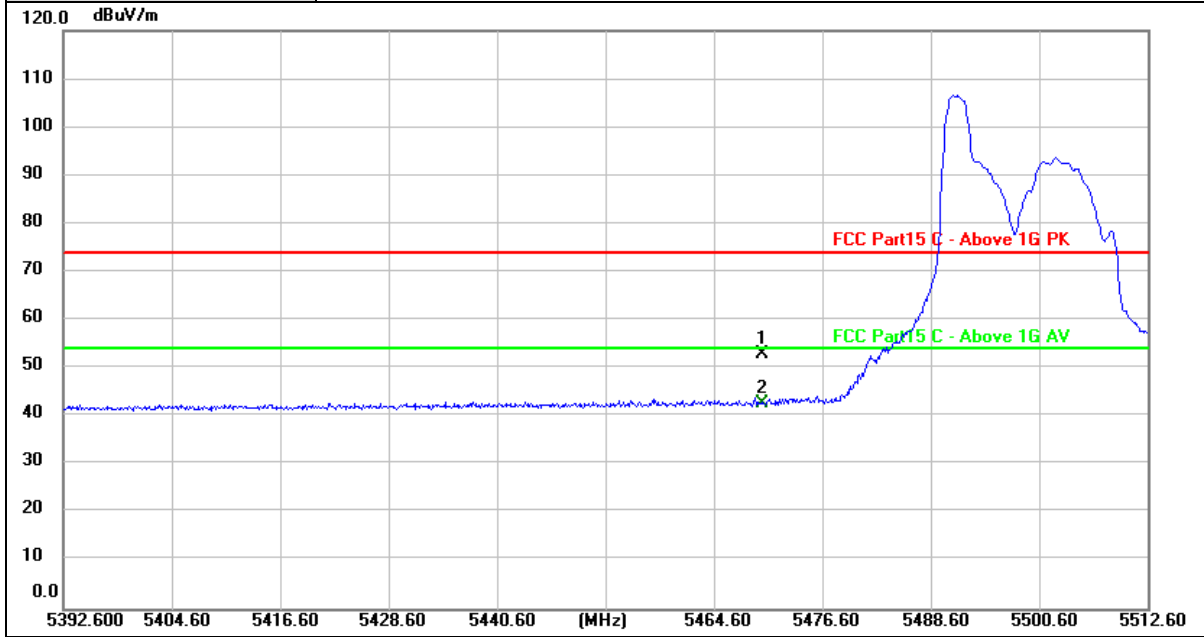
No.	Frequency (MHz)	Reading (dBuV)	Factor (dB/m)	Level (dBuV/m)	Limit (dBuV/m)	Margin (dB)	Detector
1	5470.000	14.94	37.59	52.53	74.00	-21.47	peak
2 *	5470.000	5.12	37.59	42.71	54.00	-11.29	AVG

Remarks:

- 1. Factor (dB/m) = Antenna Factor (dB/m)+Cable Factor (dB)-Pre-amplifier Factor
- 2. Margin value = Level -Limit value



<b>Ant. No.</b>	Ant 1 + Ant 2
<b>Ant. Pol.</b>	Vertical
<b>Test Mode:</b>	TX 802.11ax(HE20) Mode 5500MHz (U-NII-2C) 26/0



No.	Frequency (MHz)	Reading (dBuV)	Factor (dB/m)	Level (dBuV/m)	Limit (dBuV/m)	Margin (dB)	Detector
1	5470.000	15.34	37.59	52.93	74.00	-21.07	peak
2 *	5470.000	5.09	37.59	42.68	54.00	-11.32	AVG

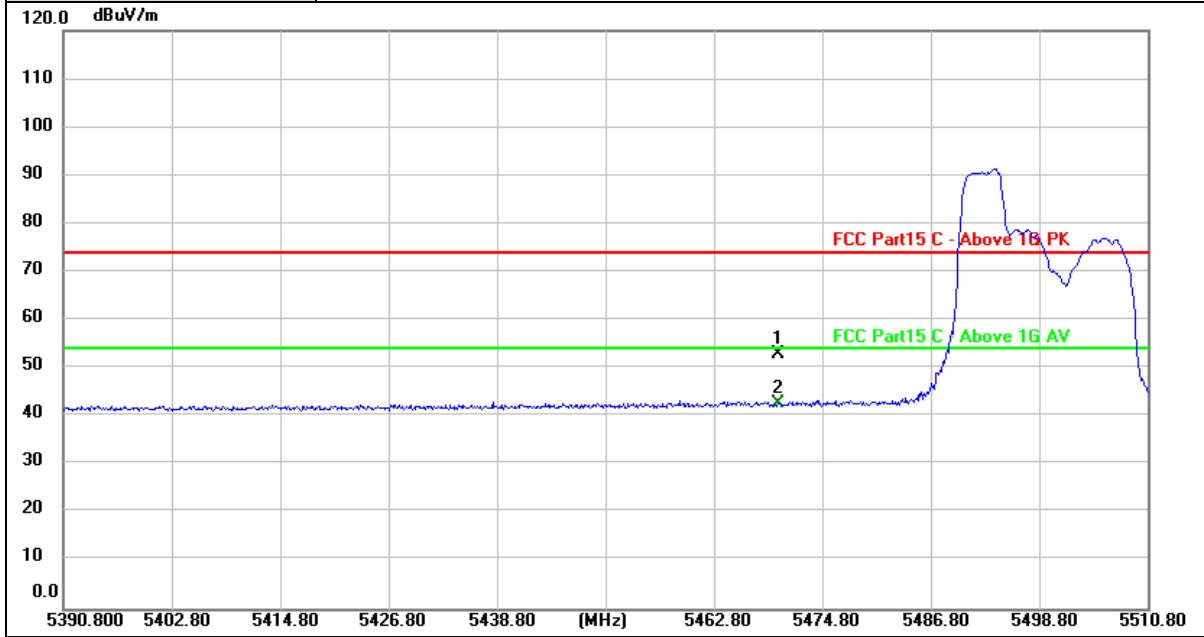
Remarks:

1. Factor (dB/m) = Antenna Factor (dB/m) + Cable Factor (dB) - Pre-amplifier Factor
2. Margin value = Level - Limit value





Ant. No.	Ant 1 + Ant 2
Ant. Pol.	Horizontal
Test Mode:	TX 802.11ax(HE20) Mode 5500MHz (U-NII-2C) 52/37



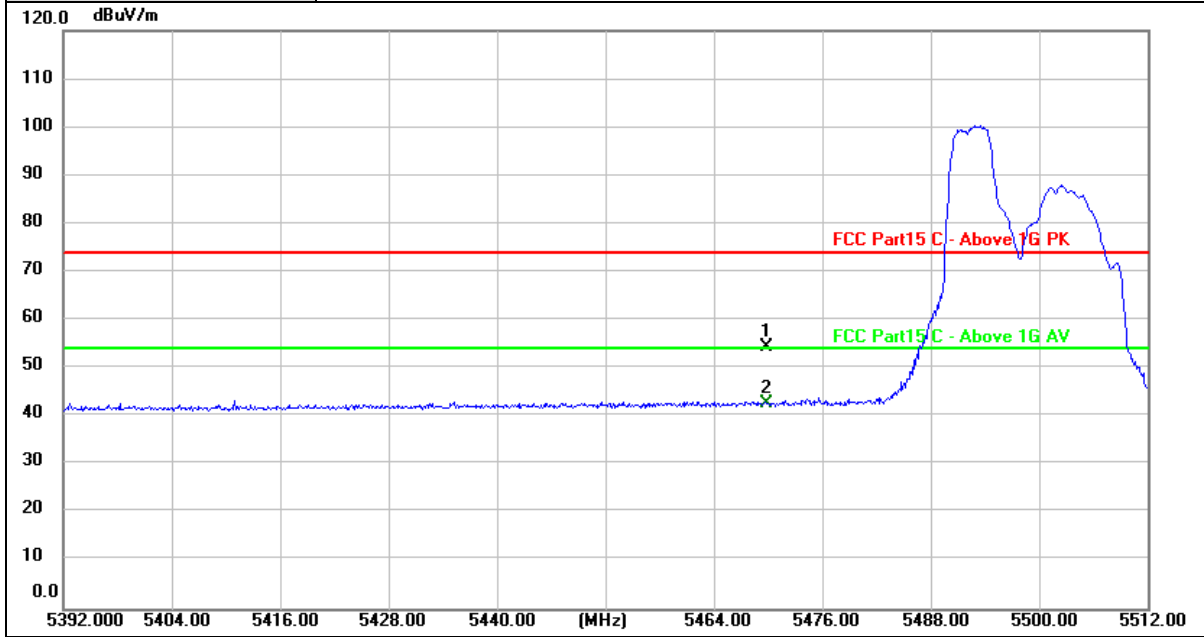
No.	Frequency (MHz)	Reading (dBuV)	Factor (dB/m)	Level (dBuV/m)	Limit (dBuV/m)	Margin (dB)	Detector
1	5470.000	15.36	37.59	52.95	74.00	-21.05	peak
2 *	5470.000	5.12	37.59	42.71	54.00	-11.29	AVG

Remarks:

- 1. Factor (dB/m) = Antenna Factor (dB/m)+Cable Factor (dB)-Pre-amplifier Factor
- 2. Margin value = Level -Limit value



<b>Ant. No.</b>	Ant 1 + Ant 2
<b>Ant. Pol.</b>	Vertical
<b>Test Mode:</b>	TX 802.11ax(HE20) Mode 5500MHz (U-NII-2C) 52/37



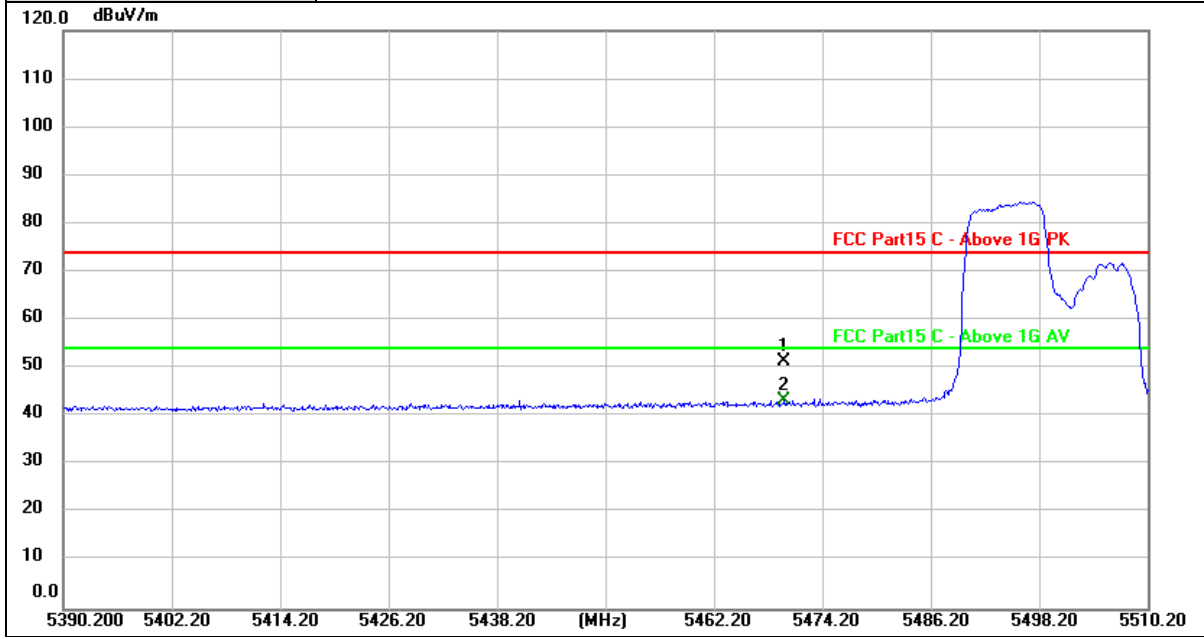
No.	Frequency (MHz)	Reading (dBuV)	Factor (dB/m)	Level (dBuV/m)	Limit (dBuV/m)	Margin (dB)	Detector
1	5470.000	16.78	37.59	54.37	74.00	-19.63	peak
2 *	5470.000	5.08	37.59	42.67	54.00	-11.33	AVG

Remarks:

- 1. Factor (dB/m) = Antenna Factor (dB/m)+Cable Factor (dB)-Pre-amplifier Factor
- 2. Margin value = Level -Limit value



<b>Ant. No.</b>	Ant 1 + Ant 2
<b>Ant. Pol.</b>	Horizontal
<b>Test Mode:</b>	TX 802.11ax(HE20) Mode 5500MHz (U-NII-2C) 106/53



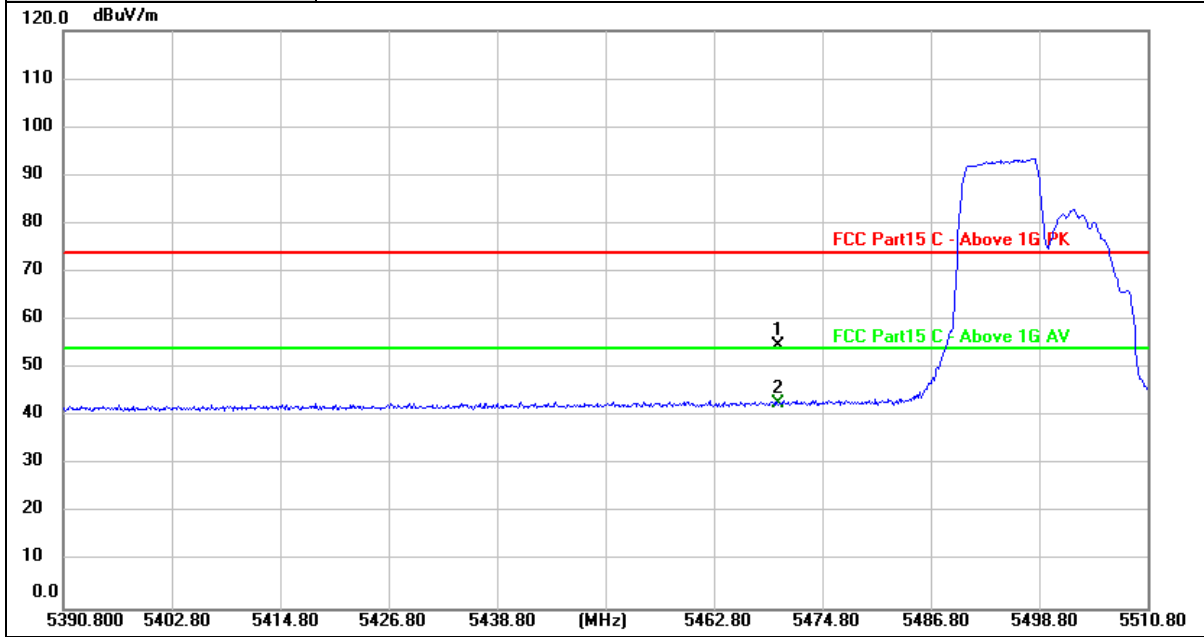
No.	Frequency (MHz)	Reading (dBuV)	Factor (dB/m)	Level (dBuV/m)	Limit (dBuV/m)	Margin (dB)	Detector
1	5470.000	13.92	37.59	51.51	74.00	-22.49	peak
2 *	5470.000	5.66	37.59	43.25	54.00	-10.75	AVG

Remarks:

- 1. Factor (dB/m) = Antenna Factor (dB/m)+Cable Factor (dB)-Pre-amplifier Factor
- 2. Margin value = Level -Limit value



<b>Ant. No.</b>	Ant 1 + Ant 2
<b>Ant. Pol.</b>	Vertical
<b>Test Mode:</b>	TX 802.11ax(HE20) Mode 5500MHz (U-NII-2C) 106/53



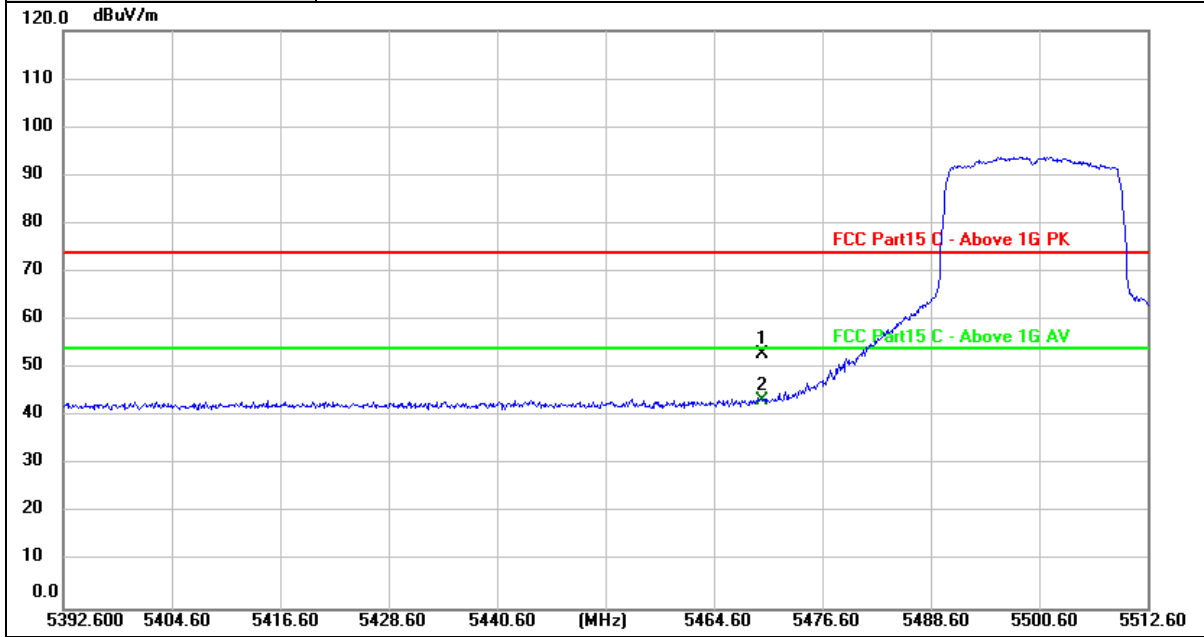
No.	Frequency (MHz)	Reading (dBuV)	Factor (dB/m)	Level (dBuV/m)	Limit (dBuV/m)	Margin (dB)	Detector
1	5470.000	17.27	37.59	54.86	74.00	-19.14	peak
2 *	5470.000	5.18	37.59	42.77	54.00	-11.23	AVG

Remarks:

- 1. Factor (dB/m) = Antenna Factor (dB/m)+Cable Factor (dB)-Pre-amplifier Factor
- 2. Margin value = Level -Limit value



Ant. No.	Ant 1 + Ant 2
Ant. Pol.	Horizontal
Test Mode:	TX 802.11ax(HE20) Mode 5500MHz (U-NII-2C) 242/61



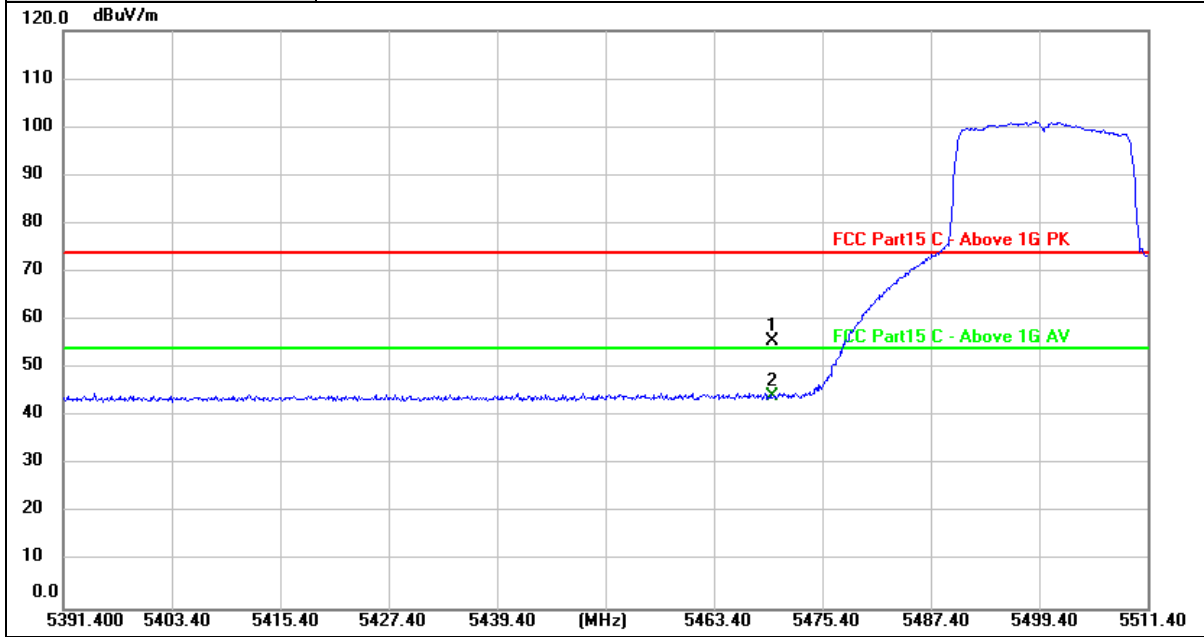
No.	Frequency (MHz)	Reading (dBuV)	Factor (dB/m)	Level (dBuV/m)	Limit (dBuV/m)	Margin (dB)	Detector
1	5470.000	15.38	37.59	52.97	74.00	-21.03	peak
2 *	5470.000	5.84	37.59	43.43	54.00	-10.57	AVG

Remarks:

- 1. Factor (dB/m) = Antenna Factor (dB/m)+Cable Factor (dB)-Pre-amplifier Factor
- 2. Margin value = Level -Limit value



<b>Ant. No.</b>	Ant 1 + Ant 2
<b>Ant. Pol.</b>	Vertical
<b>Test Mode:</b>	TX 802.11ax(HE20) Mode 5500MHz (U-NII-2C) 242/61



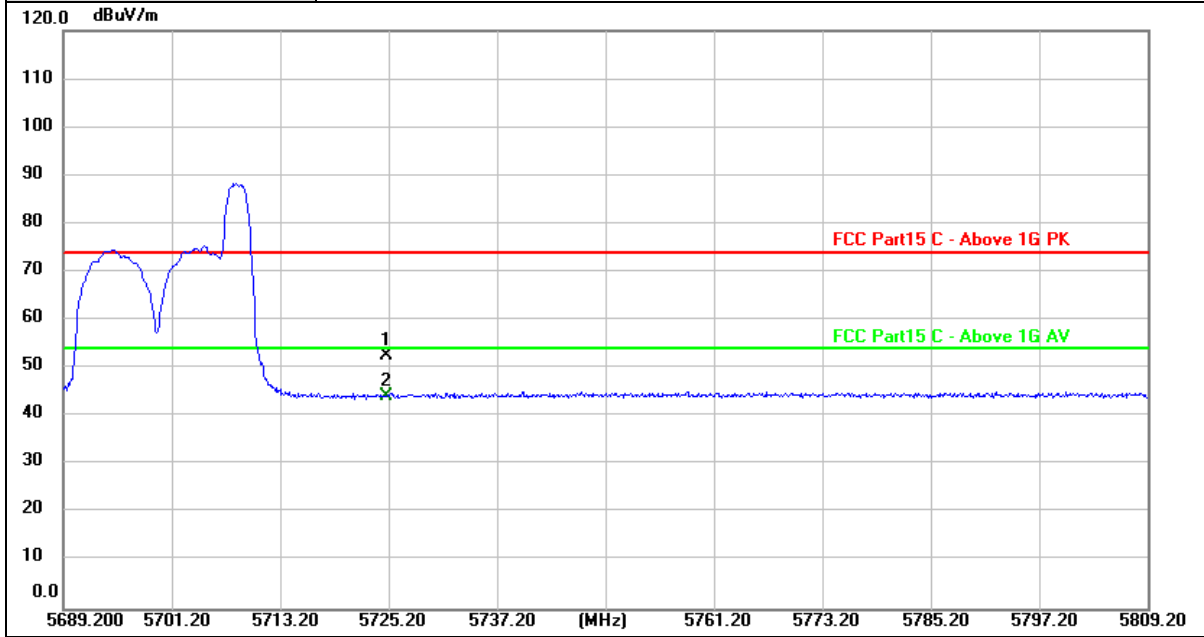
No.	Frequency (MHz)	Reading (dBuV)	Factor (dB/m)	Level (dBuV/m)	Limit (dBuV/m)	Margin (dB)	Detector
1	5470.000	18.20	37.59	55.79	74.00	-18.21	peak
2 *	5470.000	6.55	37.59	44.14	54.00	-9.86	AVG

Remarks:

- 1. Factor (dB/m) = Antenna Factor (dB/m)+Cable Factor (dB)-Pre-amplifier Factor
- 2. Margin value = Level -Limit value



Ant. No.	Ant 1 + Ant 2
Ant. Pol.	Horizontal
Test Mode:	TX 802.11ax(HE20) Mode 5700MHz (U-NII-2C) 26/8



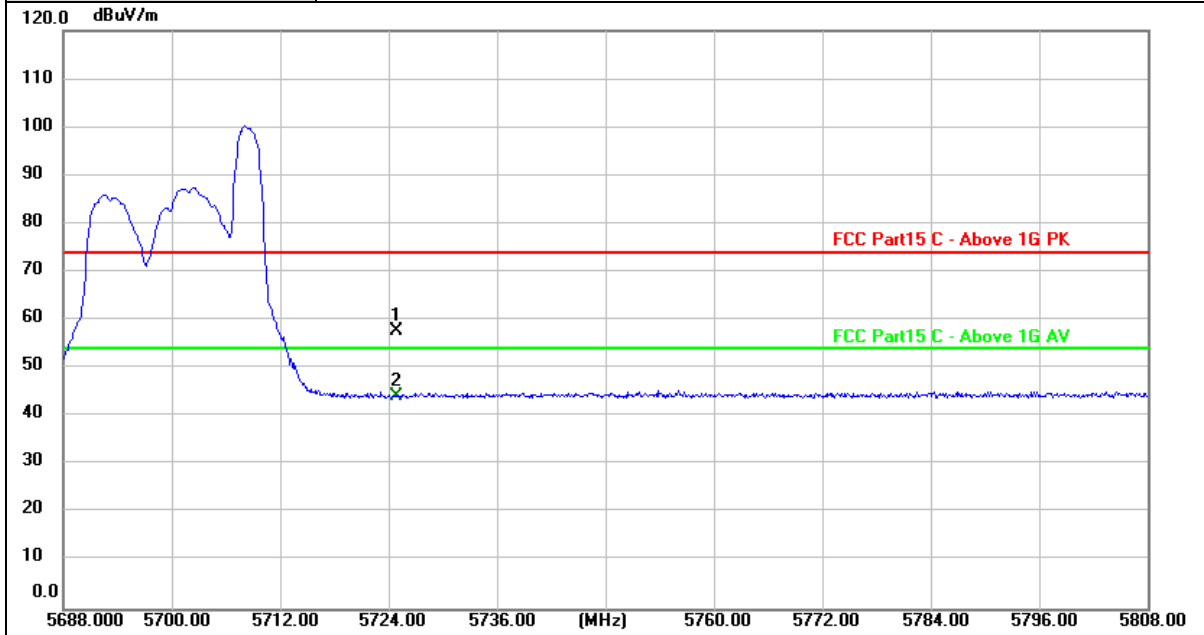
No.	Frequency (MHz)	Reading (dBuV)	Factor (dB/m)	Level (dBuV/m)	Limit (dBuV/m)	Margin (dB)	Detector
1	5725.000	14.39	38.16	52.55	74.00	-21.45	peak
2 *	5725.000	6.03	38.16	44.19	54.00	-9.81	AVG

Remarks:

- 1. Factor (dB/m) = Antenna Factor (dB/m)+Cable Factor (dB)-Pre-amplifier Factor
- 2. Margin value = Level -Limit value



<b>Ant. No.</b>	Ant 1 + Ant 2
<b>Ant. Pol.</b>	Vertical
<b>Test Mode:</b>	TX 802.11ax(HE20) Mode 5700MHz (U-NII-2C) 26/8



No.	Frequency (MHz)	Reading (dBuV)	Factor (dB/m)	Level (dBuV/m)	Limit (dBuV/m)	Margin (dB)	Detector
1	5725.000	19.67	38.16	57.83	74.00	-16.17	peak
2 *	5725.000	6.09	38.16	44.25	54.00	-9.75	AVG

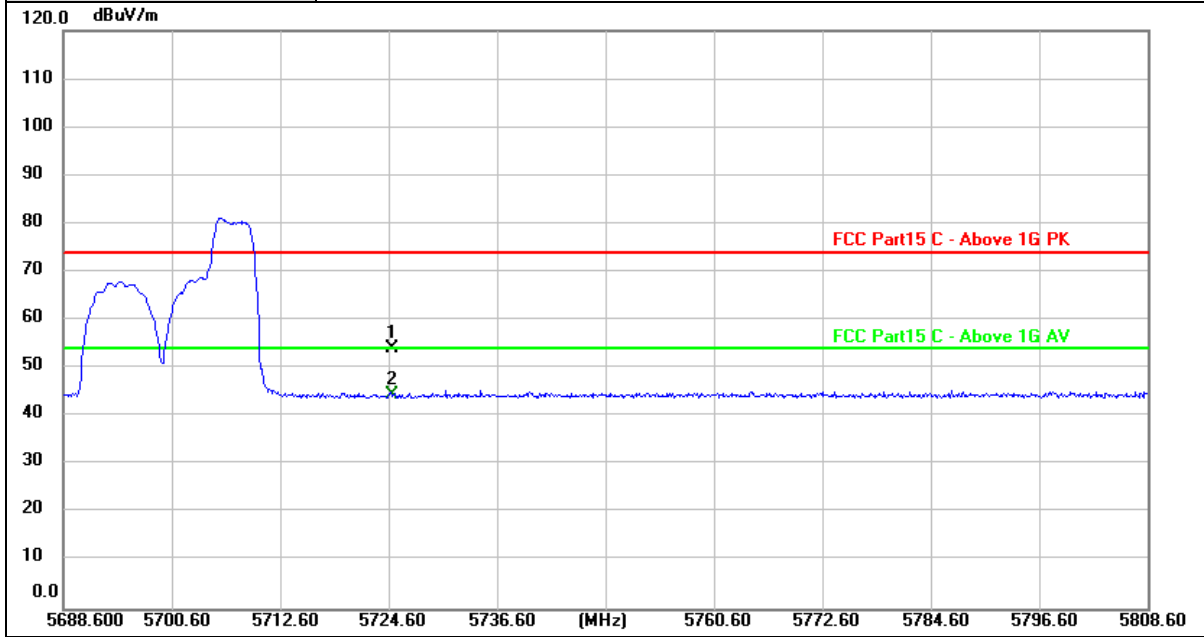
Remarks:

- 1. Factor (dB/m) = Antenna Factor (dB/m)+Cable Factor (dB)-Pre-amplifier Factor
- 2. Margin value = Level -Limit value





Ant. No.	Ant 1 + Ant 2
Ant. Pol.	Horizontal
Test Mode:	TX 802.11ax(HE20) Mode 5700MHz (U-NII-2C) 52/40



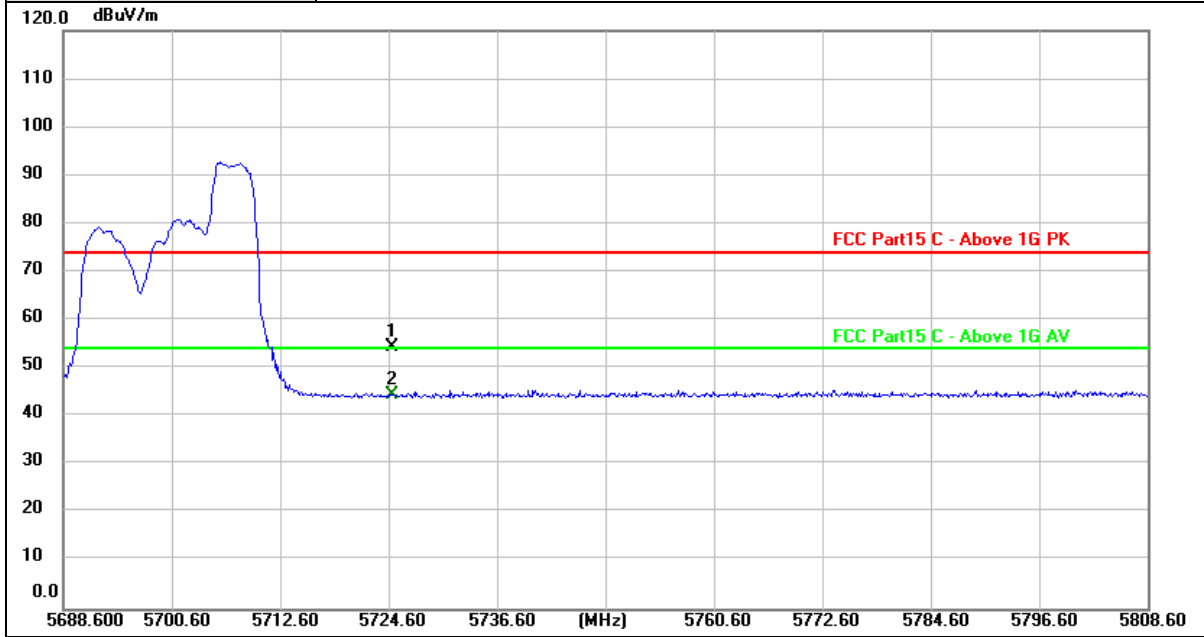
No.	Frequency (MHz)	Reading (dBuV)	Factor (dB/m)	Level (dBuV/m)	Limit (dBuV/m)	Margin (dB)	Detector
1	5725.000	15.97	38.16	54.13	74.00	-19.87	peak
2 *	5725.000	6.33	38.16	44.49	54.00	-9.51	AVG

Remarks:

- 1. Factor (dB/m) = Antenna Factor (dB/m)+Cable Factor (dB)-Pre-amplifier Factor
- 2. Margin value = Level -Limit value



<b>Ant. No.</b>	Ant 1 + Ant 2
<b>Ant. Pol.</b>	Vertical
<b>Test Mode:</b>	TX 802.11ax(HE20) Mode 5700MHz (U-NII-2C) 52/40



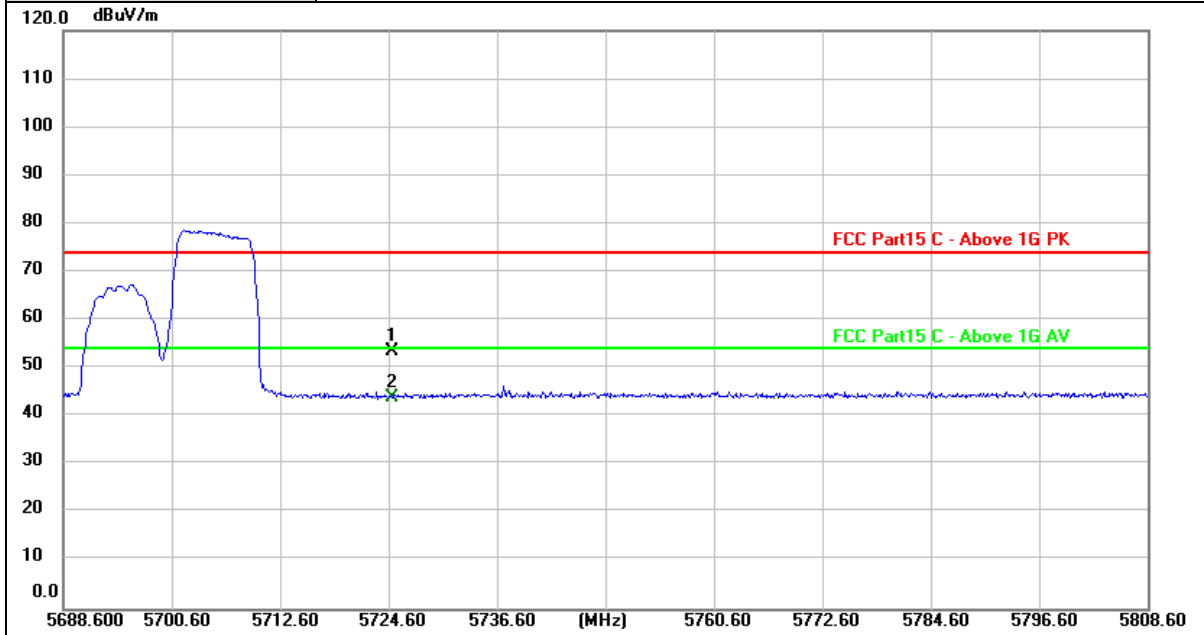
No.	Frequency (MHz)	Reading (dBuV)	Factor (dB/m)	Level (dBuV/m)	Limit (dBuV/m)	Margin (dB)	Detector
1	5725.000	16.43	38.16	54.59	74.00	-19.41	peak
2 *	5725.000	6.49	38.16	44.65	54.00	-9.35	AVG

Remarks:

- 1.Factor (dB/m) = Antenna Factor (dB/m)+Cable Factor (dB)-Pre-amplifier Factor
- 2.Margin value = Level -Limit value



Ant. No.	Ant 1 + Ant 2
Ant. Pol.	Horizontal
Test Mode:	TX 802.11ax(HE20) Mode 5700MHz (U-NII-2C) 106/54



No.	Frequency (MHz)	Reading (dBuV)	Factor (dB/m)	Level (dBuV/m)	Limit (dBuV/m)	Margin (dB)	Detector
1	5725.000	15.38	38.16	53.54	74.00	-20.46	peak
2 *	5725.000	5.79	38.16	43.95	54.00	-10.05	AVG

Remarks:

- 1. Factor (dB/m) = Antenna Factor (dB/m)+Cable Factor (dB)-Pre-amplifier Factor
- 2. Margin value = Level -Limit value