

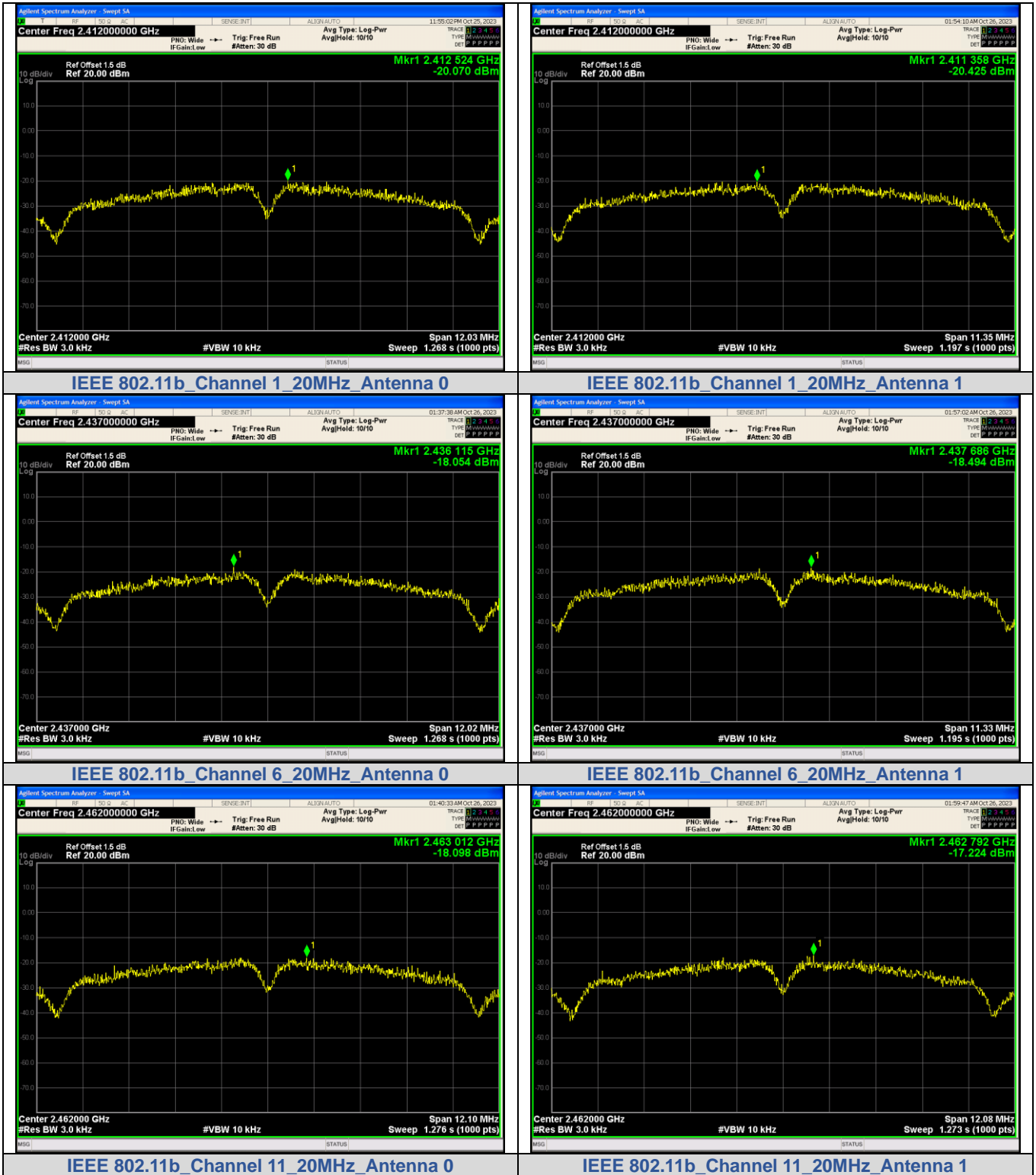


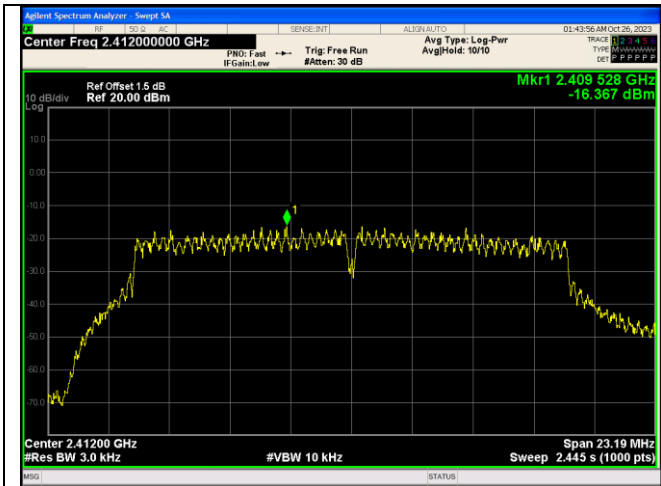
Test Result

Mode	Channel	RU & Index	PSD (dBm/3kHz) Ant. 0	PSD (dBm/3kHz) Ant. 1	Total PSD (dBm/3kHz)	Limit (dBm/3kHz)	Result
IEEE 802.11b	1	N/A	-20.070	-20.425	N/A	8	PASS
	6		-18.054	-18.494	N/A	8	PASS
	11		-18.098	-17.224	N/A	8	PASS
IEEE 802.11g	1		-16.367	-16.130	N/A	8	PASS
	6		-15.839	-16.347	N/A	8	PASS
	11		-14.306	-14.357	N/A	8	PASS
IEEE 802.11n_20	1		-17.624	-17.289	-14.44	7.62	PASS
	6		-16.430	-16.261	-13.33	7.62	PASS
	11		-15.082	-14.706	-11.88	7.62	PASS
IEEE 802.11n_40	3		-16.854	-16.127	-13.47	7.62	PASS
	6		-16.806	-16.212	-13.49	7.62	PASS
	9	-16.365	-15.829	-13.08	7.62	PASS	
IEEE 802.11ax_20	1	242RU61	-14.995	-15.896	-12.41	7.62	PASS
		26RU4	-8.093	-8.196	-5.13	7.62	PASS
		52RU38	-10.826	-12.212	-8.45	7.62	PASS
		106RU53	-14.166	-11.882	-9.87	7.62	PASS
	6	242RU61	-15.297	-15.388	-12.33	7.62	PASS
		26RU4	-7.783	-8.798	-5.25	7.62	PASS
		52RU38	-10.451	-11.569	-7.96	7.62	PASS
		106RU53	-13.268	-12.577	-9.9	7.62	PASS
	11	242RU61	-15.701	-15.757	-12.72	7.62	PASS
		26RU4	-6.982	-8.276	-4.57	7.62	PASS
		52RU38	-8.949	-11.651	-7.08	7.62	PASS
		106RU53	-12.292	-12.016	-9.14	7.62	PASS
IEEE 802.11ax_40	3	484RU65	-17.882	-18.426	-15.14	7.62	PASS
		26RU8	-8.578	-8.393	-5.47	7.62	PASS
		52RU40	-11.835	-9.825	-7.7	7.62	PASS
		106RU54	-14.248	-14.013	-11.12	7.62	PASS
		242RU61	-16.365	-15.910	-13.12	7.62	PASS
	6	484RU65	-18.434	-17.953	-15.18	7.62	PASS
		26RU8	-8.014	-8.100	-5.05	7.62	PASS
		52RU40	-11.913	-11.681	-8.79	7.62	PASS
		106RU54	-14.158	-13.135	-10.61	7.62	PASS
		242RU61	-17.047	-16.049	-13.51	7.62	PASS
	9	484RU65	-18.597	-17.809	-15.17	7.62	PASS
		26RU8	-9.437	-10.539	-6.94	7.62	PASS
52RU40		-12.206	-11.288	-8.71	7.62	PASS	
106RU54		-13.590	-14.168	-10.86	7.62	PASS	
		242RU61	-17.266	-17.010	-14.13	7.62	PASS

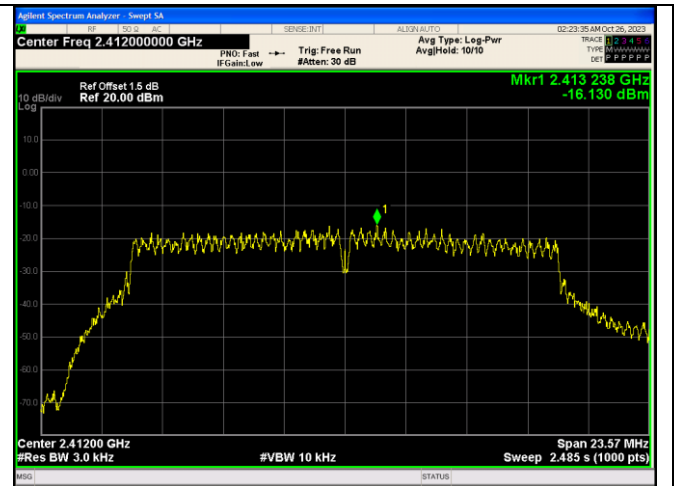


Test plot as follows:

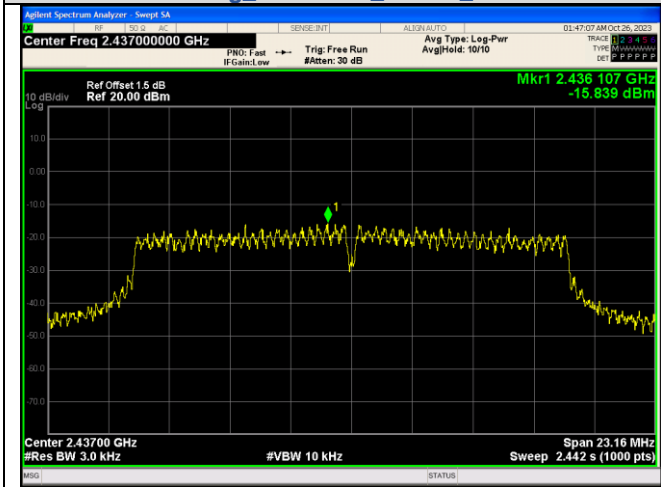




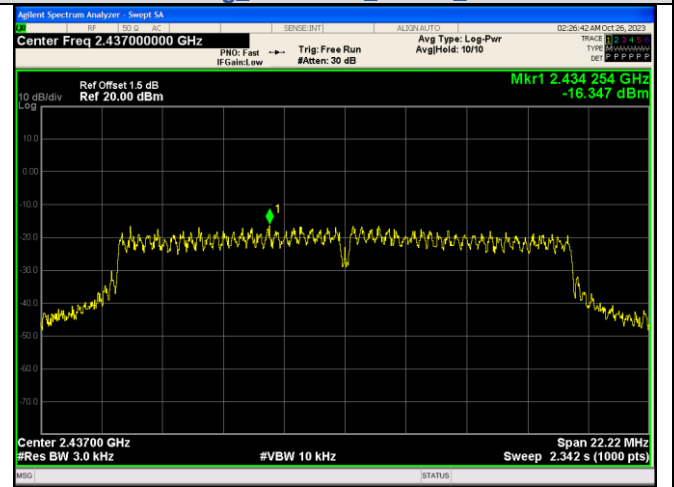
IEEE 802.11g_Channel 1_20MHz_Antenna 0



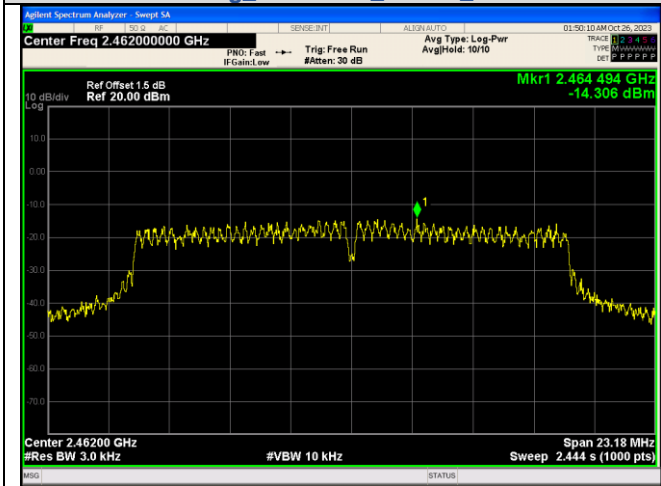
IEEE 802.11g_Channel 1_20MHz_Antenna 1



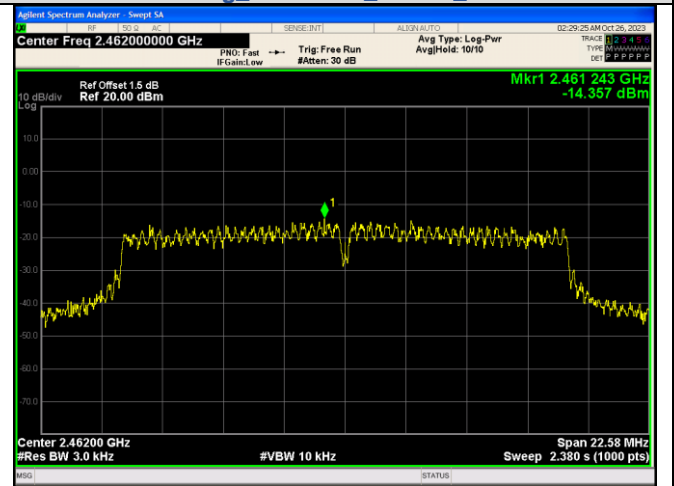
IEEE 802.11g_Channel 6_20MHz_Antenna 0



IEEE 802.11g_Channel 6_20MHz_Antenna 1



IEEE 802.11g_Channel 11_20MHz_Antenna 0



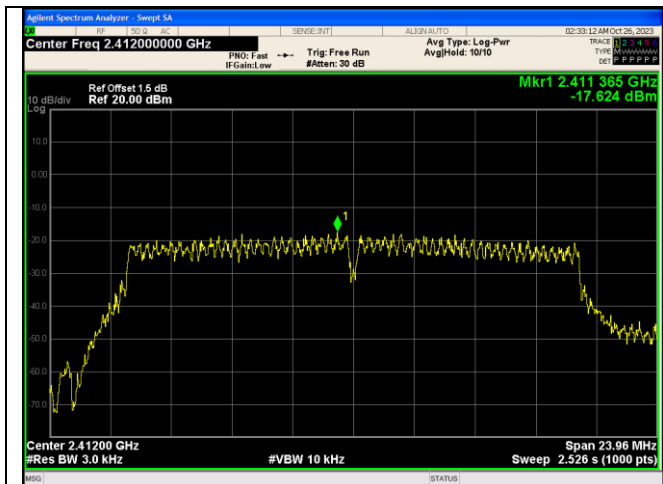
IEEE 802.11g_Channel 11_20MHz_Antenna 1

CTC Laboratories, Inc.

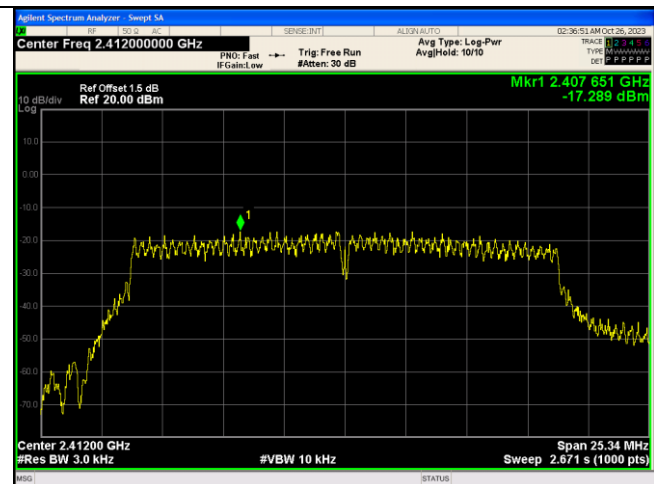
2/F., Building 1 and 1-2/F., Building 2, Jiaquan Building, Guanlan High-Tech Park, Longhua District, Shenzhen, Guangdong, China
 Tel.: (86)755-27521059 Fax: (86)755-27521011 Http://www.sz-ctc.org.cn



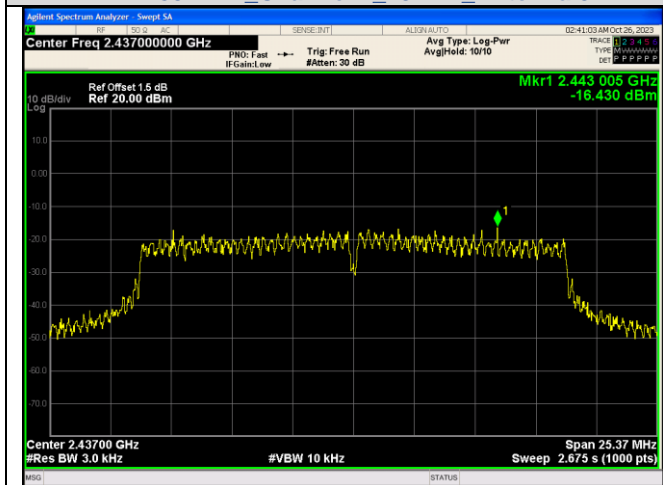
For anti-fake verification, please visit the official website of Certification and Accreditation Administration of the People's Republic of China : <http://yz.cnca.cn>



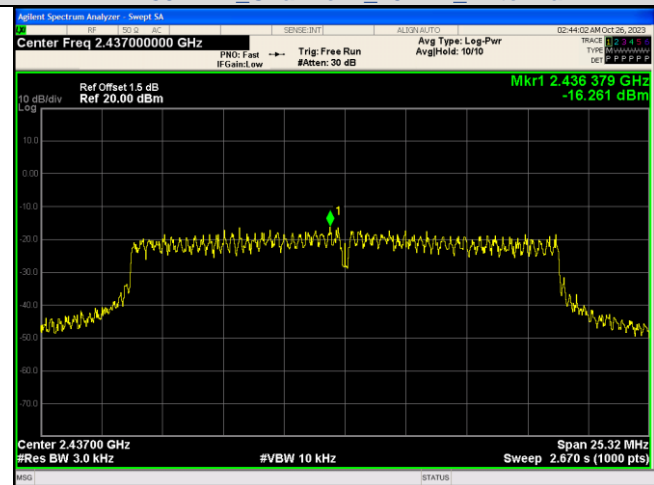
IEEE 802.11n Channel 1 20MHz Antenna 0



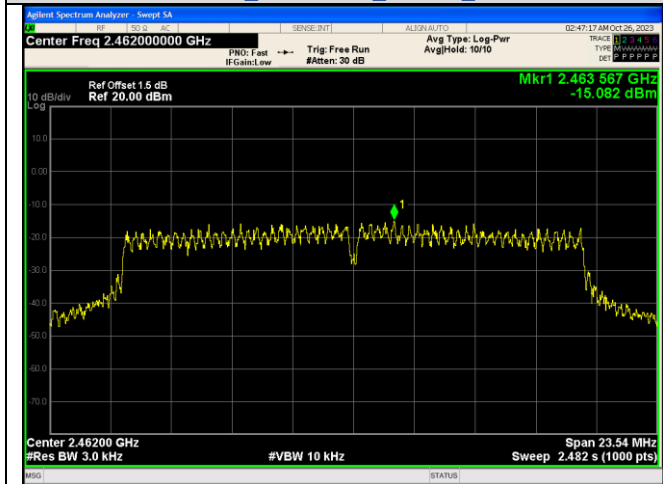
IEEE 802.11n Channel 1 20MHz Antenna 1



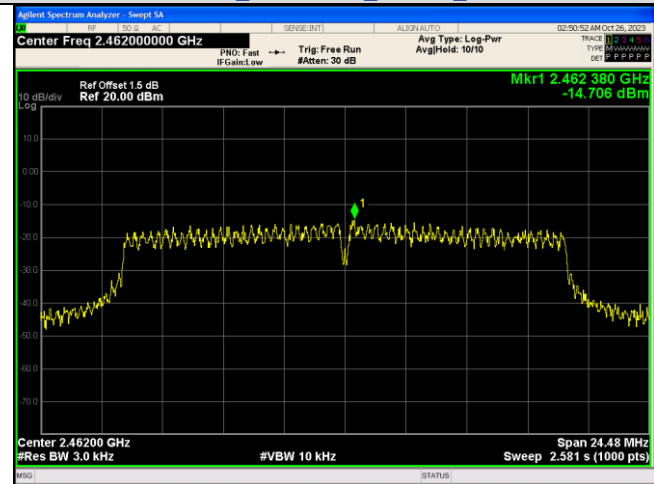
IEEE 802.11n Channel 6 20MHz Antenna 0



IEEE 802.11n Channel 6 20MHz Antenna 1



IEEE 802.11n Channel 11 20MHz Antenna 0



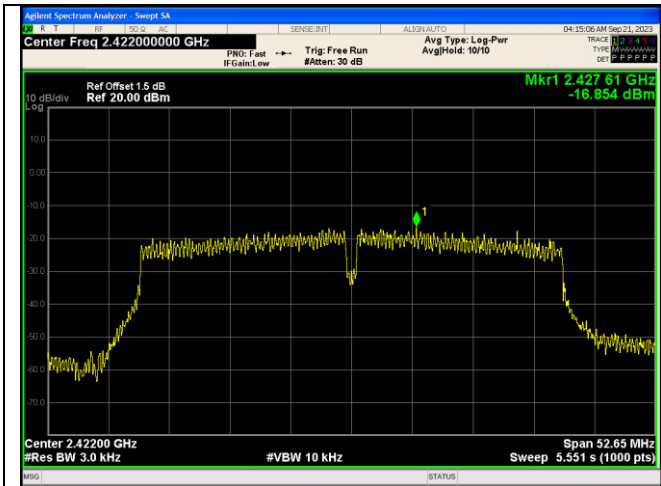
IEEE 802.11n Channel 11 20MHz Antenna 1

CTC Laboratories, Inc.

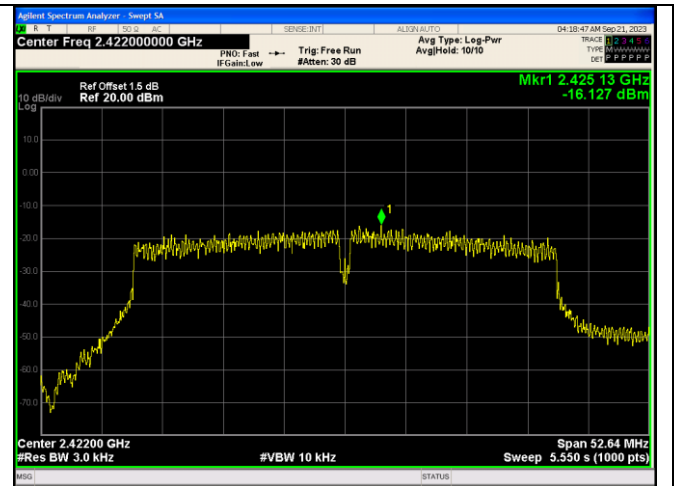
2/F., Building 1 and 1-2/F., Building 2, Jiaquan Building, Guanlan High-Tech Park, Longhua District, Shenzhen, Guangdong, China
 Tel.: (86)755-27521059 Fax: (86)755-27521011 Http://www.sz-ctc.org.cn



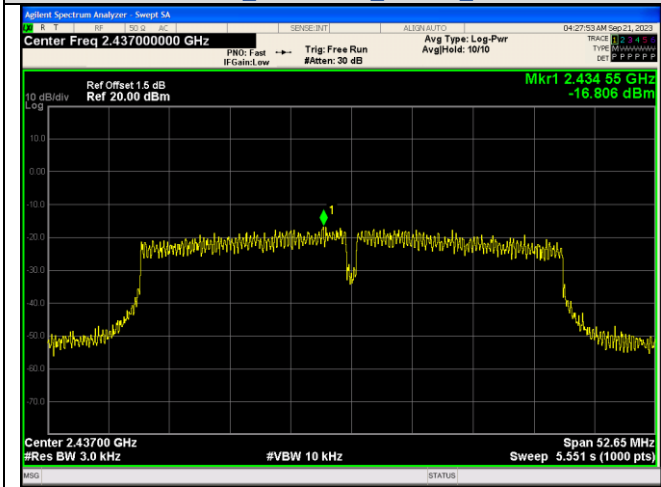
For anti-fake verification, please visit the official website of Certification and Accreditation Administration of the People's Republic of China : <http://yz.cnca.cn>



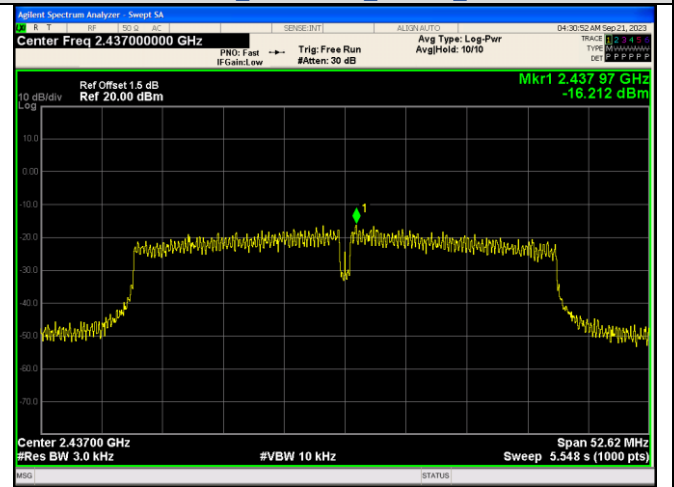
IEEE 802.11n Channel 3 40MHz Antenna 0



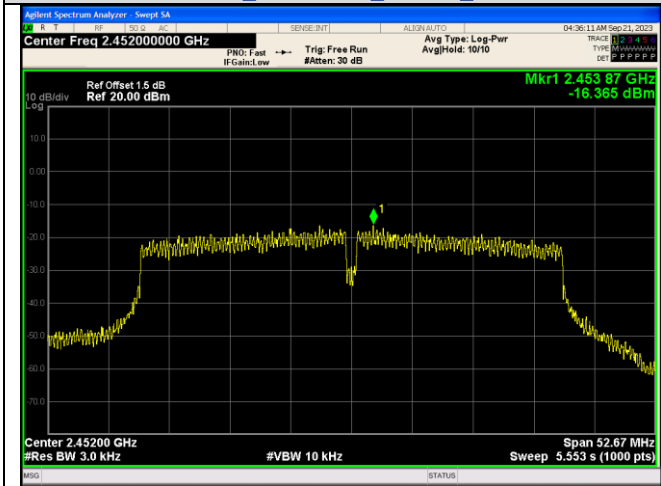
IEEE 802.11n Channel 3 40MHz Antenna 1



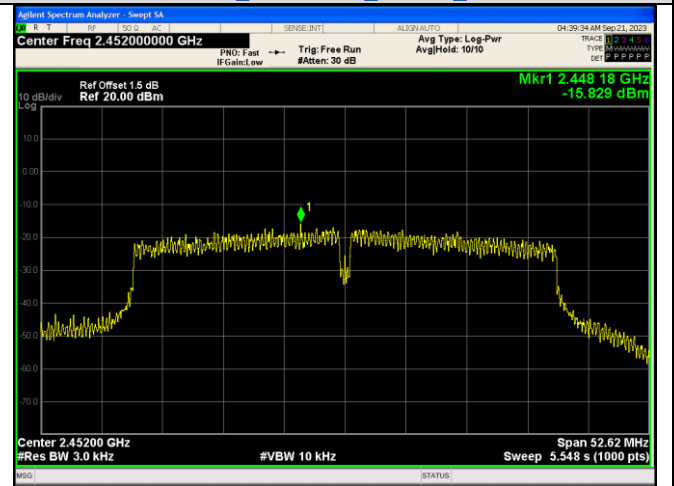
IEEE 802.11n Channel 6 40MHz Antenna 0



IEEE 802.11n Channel 6 40MHz Antenna 1



IEEE 802.11n Channel 9 40MHz Antenna 0



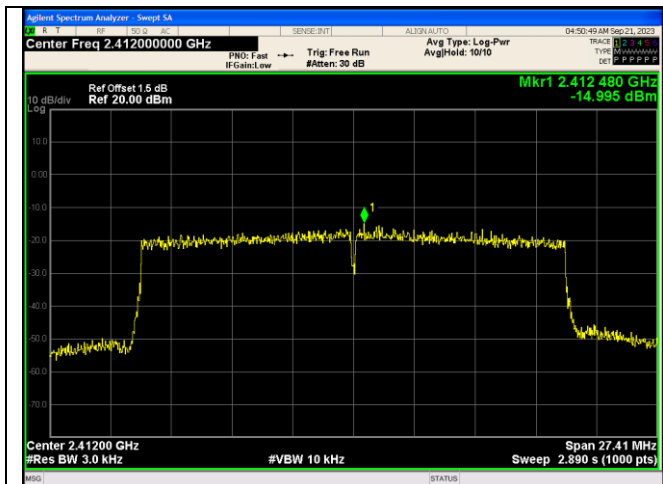
IEEE 802.11n Channel 9 40MHz Antenna 1

CTC Laboratories, Inc.

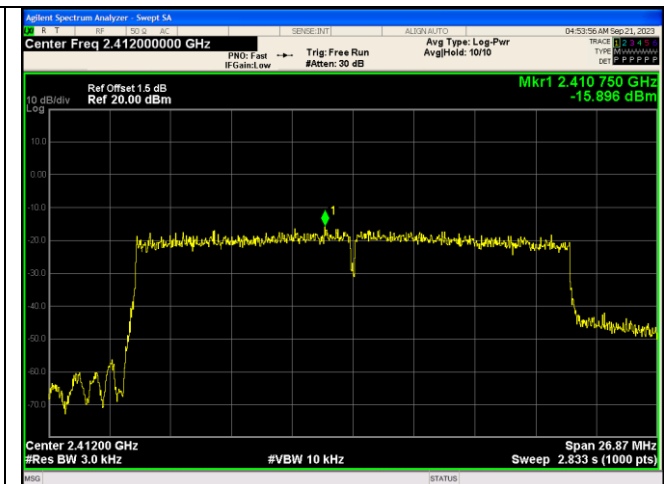
2/F., Building 1 and 1-2/F., Building 2, Jiaquan Building, Guanlan High-Tech Park, Longhua District, Shenzhen, Guangdong, China
 Tel.: (86)755-27521059 Fax: (86)755-27521011 Http://www.sz-ctc.org.cn



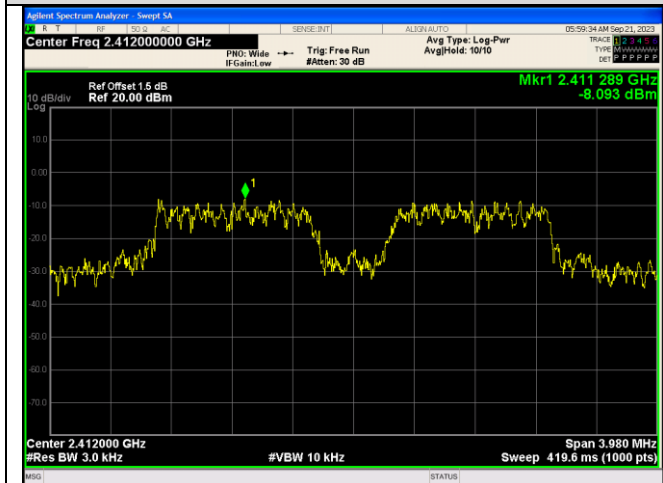
For anti-fake verification, please visit the official website of Certification and Accreditation Administration of the People's Republic of China : <http://yz.cnca.cn>



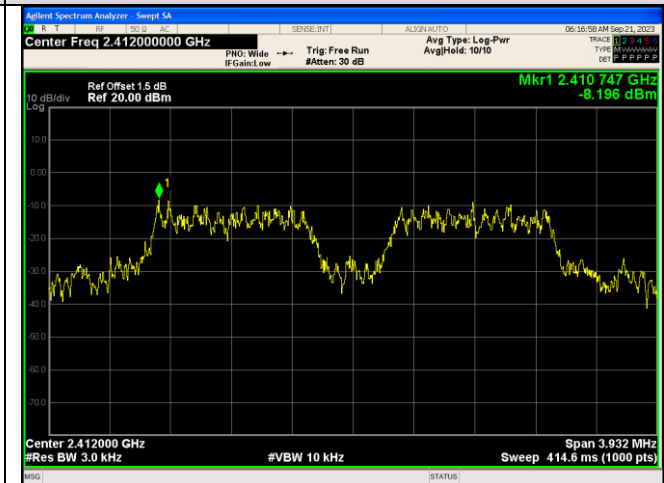
IEEE 802.11ax_Channel 1_20MHz_Antenna 0_RU&Index 242RU61



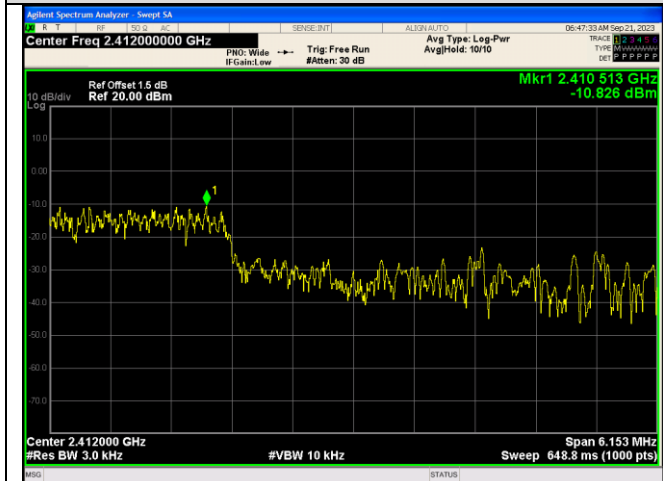
IEEE 802.11ax_Channel 1_20MHz_Antenna 1_RU&Index 242RU61



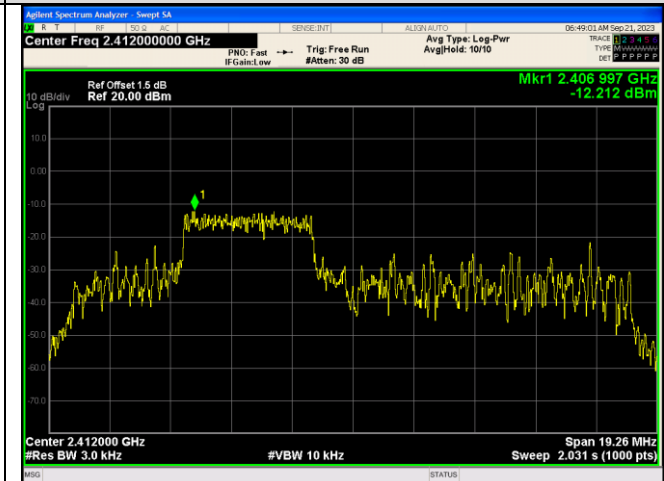
IEEE 802.11ax_Channel 1_20MHz_Antenna 0_RU&Index 26RU4



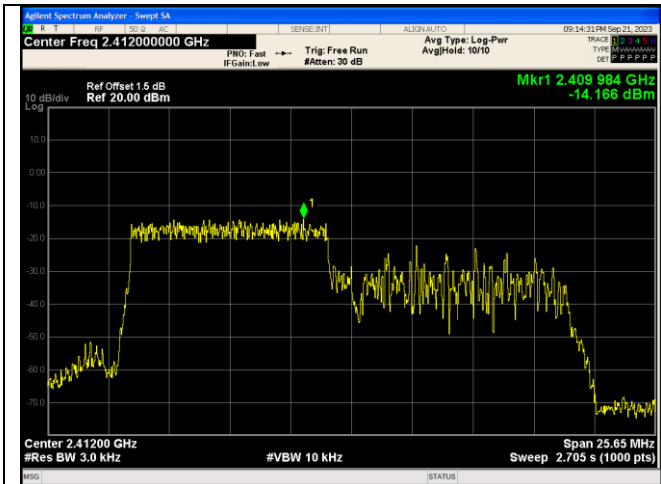
IEEE 802.11ax_Channel 1_20MHz_Antenna 1_RU&Index 26RU4



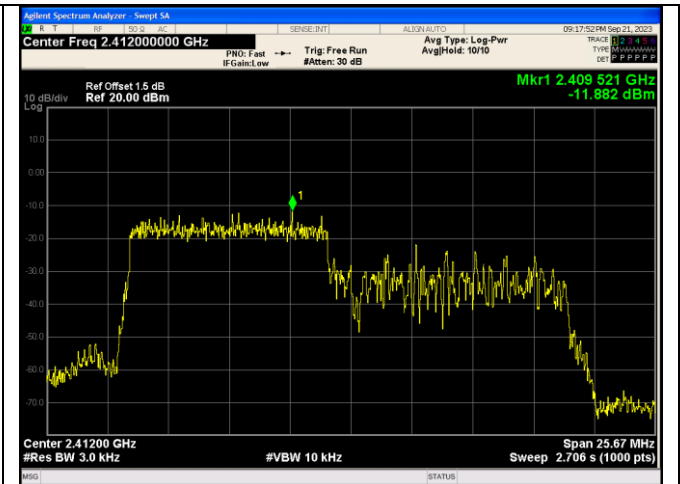
IEEE 802.11ax_Channel 1_20MHz_Antenna 0_RU&Index 52RU38



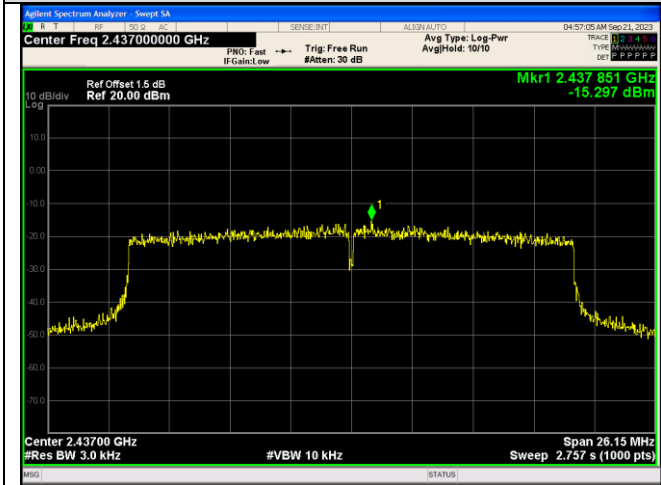
IEEE 802.11ax_Channel 1_20MHz_Antenna 1_RU&Index 52RU38



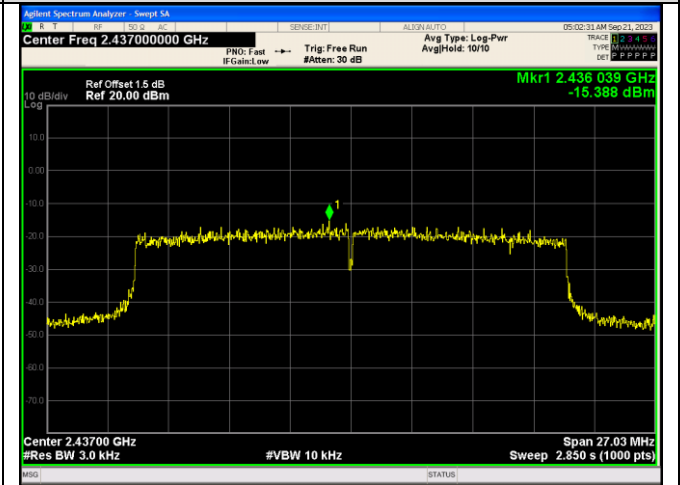
IEEE 802.11ax_Channel 1_20MHz_Antenna 0_RU&Index 106RU53



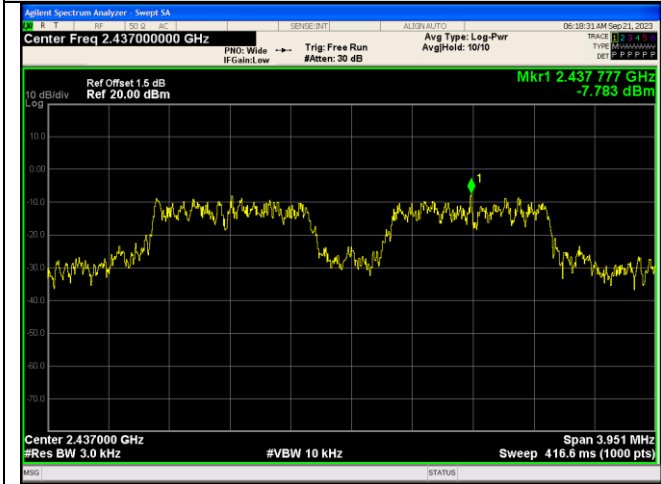
IEEE 802.11ax_Channel 1_20MHz_Antenna 1_RU&Index 106RU53



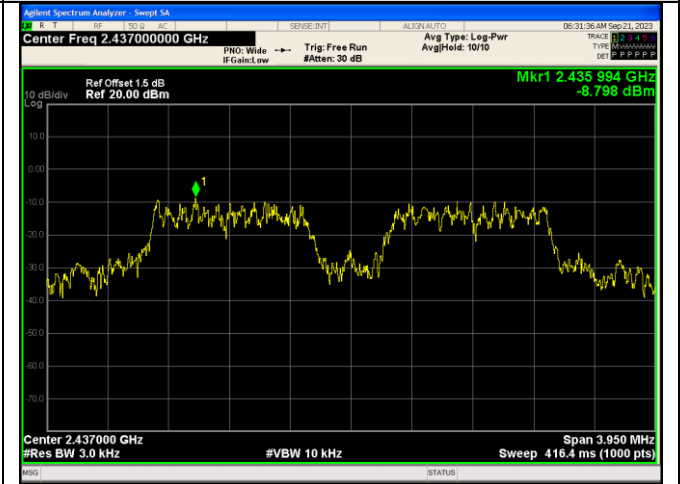
IEEE 802.11ax_Channel 6_20MHz_Antenna 0_RU&Index 242RU61



IEEE 802.11ax_Channel 6_20MHz_Antenna 1_RU&Index 242RU61

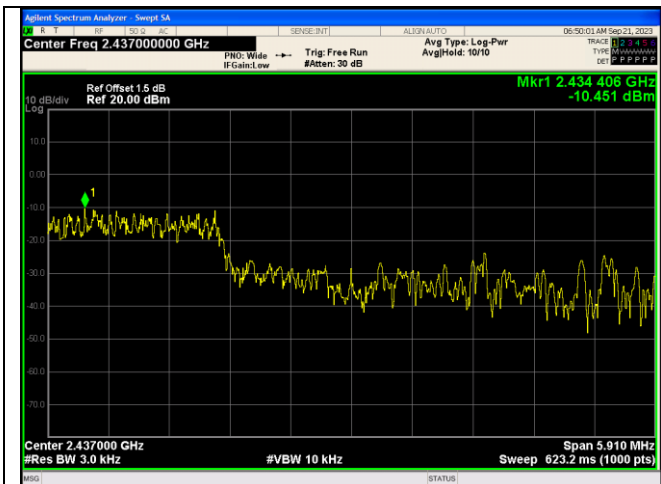


IEEE 802.11ax_Channel 6_20MHz_Antenna 0_RU&Index 26RU4

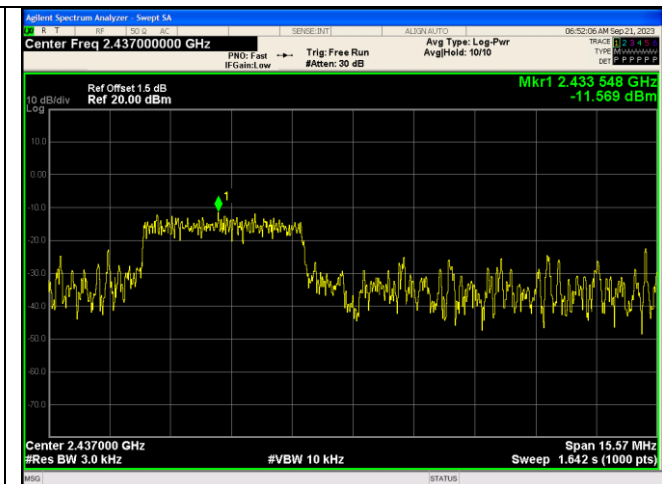


IEEE 802.11ax_Channel 6_20MHz_Antenna 1_RU&Index 26RU4

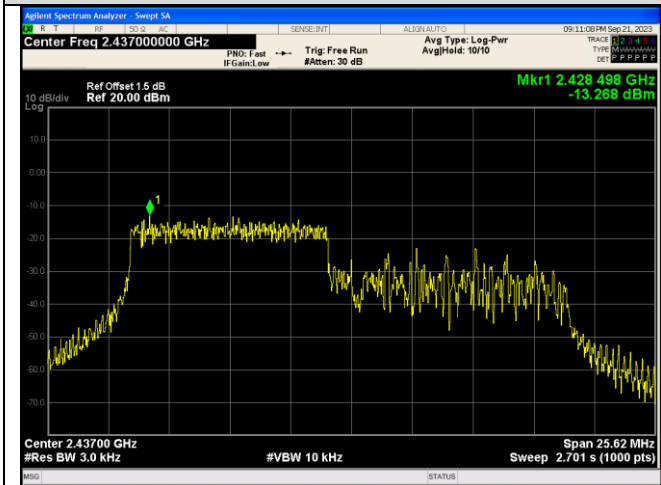




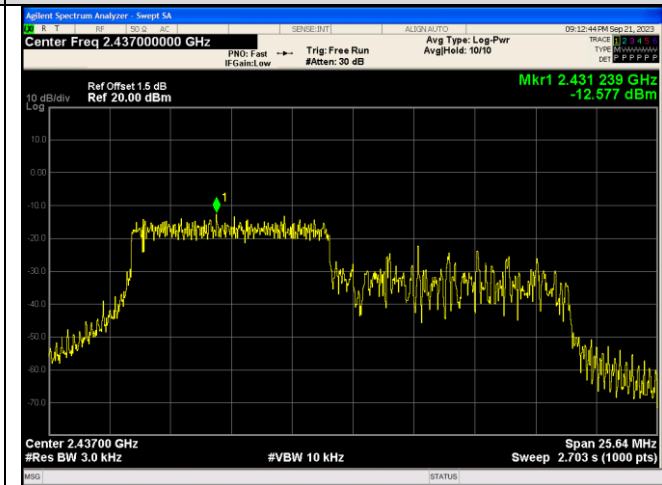
IEEE 802.11ax_Channel 6_20MHz_Antenna 0_RU&Index 52RU38



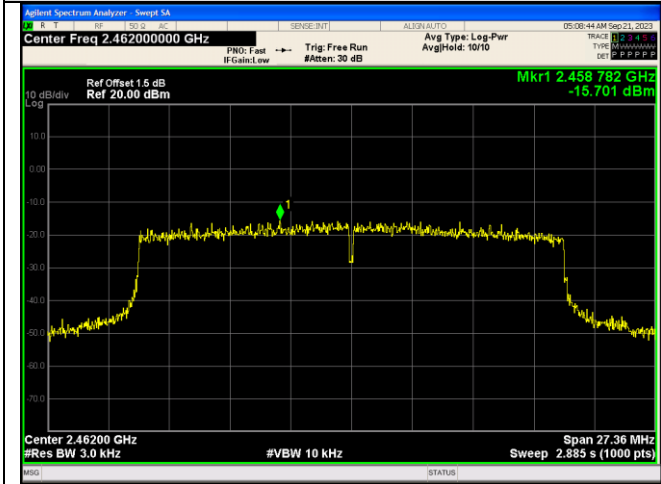
IEEE 802.11ax_Channel 6_20MHz_Antenna 1_RU&Index 52RU38



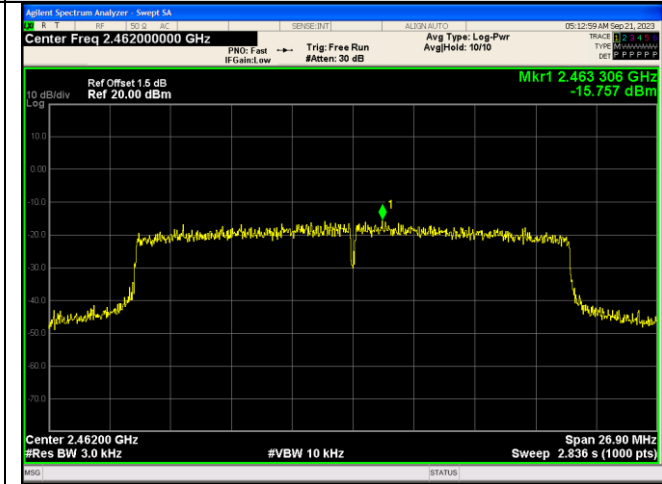
IEEE 802.11ax_Channel 6_20MHz_Antenna 0_RU&Index 106RU53



IEEE 802.11ax_Channel 6_20MHz_Antenna 1_RU&Index 106RU53

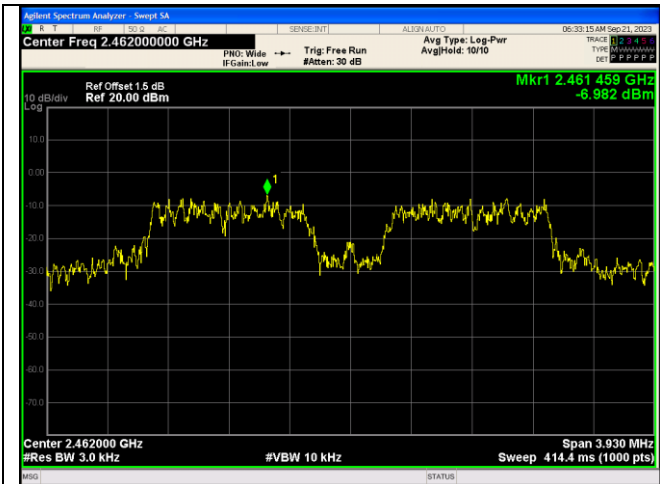


IEEE 802.11ax_Channel 11_20MHz_Antenna 0_RU&Index 242RU61

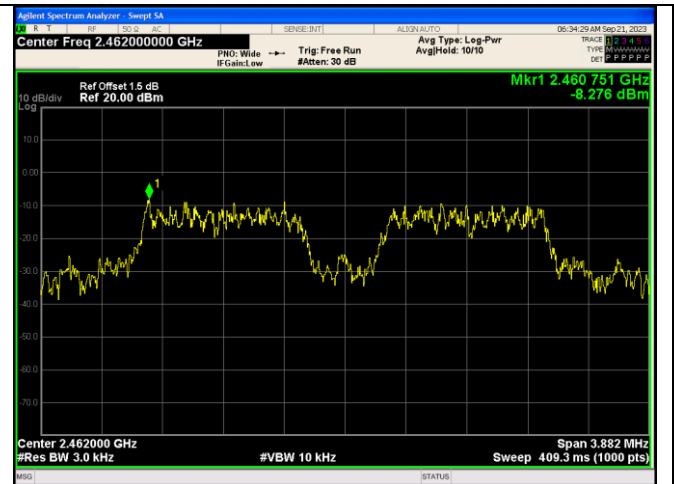


IEEE 802.11ax_Channel 11_20MHz_Antenna 1_RU&Index 242RU61

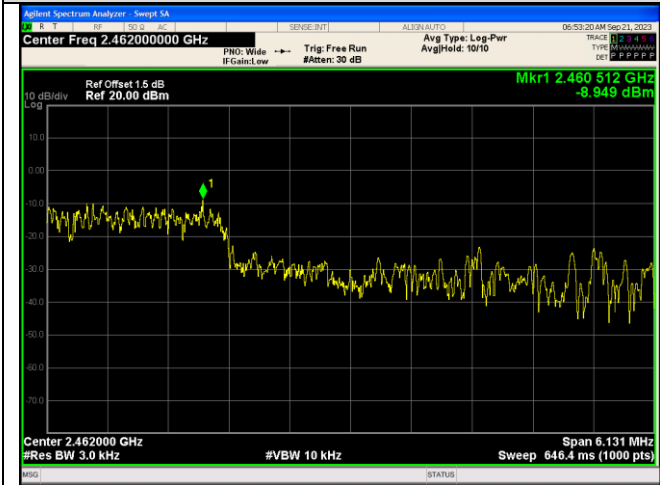




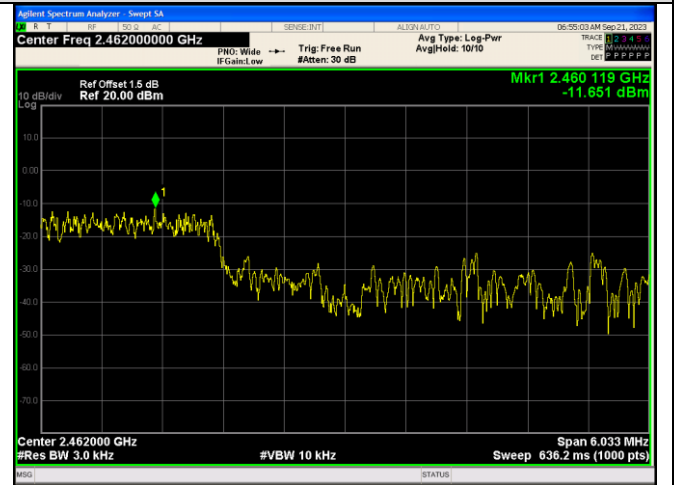
IEEE 802.11ax_Channel 11_20MHz_Antenna 0_RU&Index 26RU4



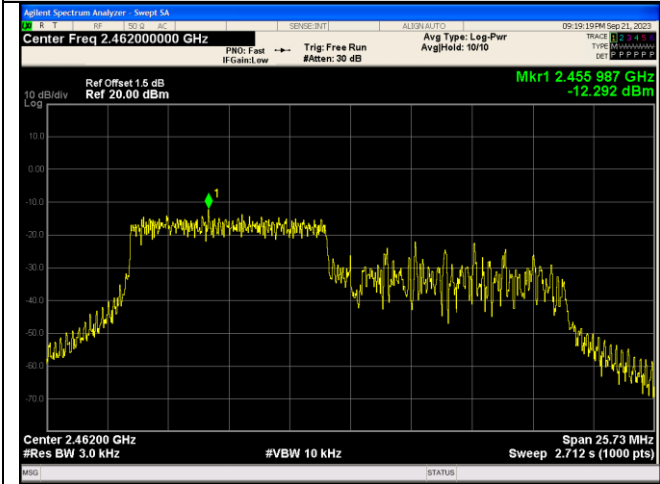
IEEE 802.11ax_Channel 11_20MHz_Antenna 1_RU&Index 26RU4



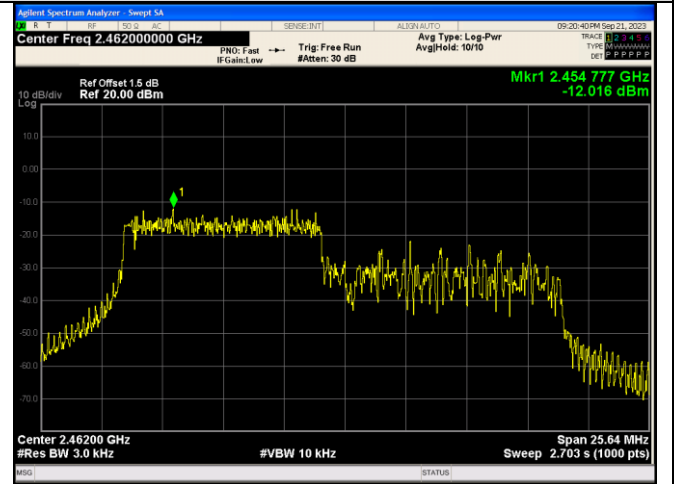
IEEE 802.11ax_Channel 11_20MHz_Antenna 0_RU&Index 52RU38



IEEE 802.11ax_Channel 11_20MHz_Antenna 1_RU&Index 52RU38



IEEE 802.11ax_Channel 11_20MHz_Antenna 0_RU&Index 106RU53



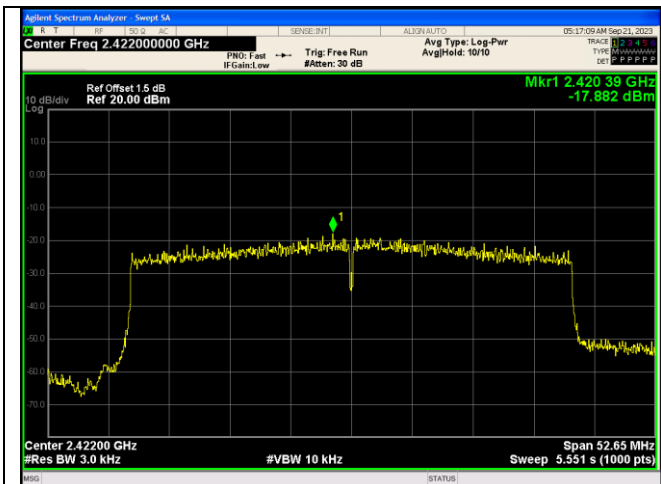
IEEE 802.11ax_Channel 11_20MHz_Antenna 1_RU&Index 106RU53

CTC Laboratories, Inc.

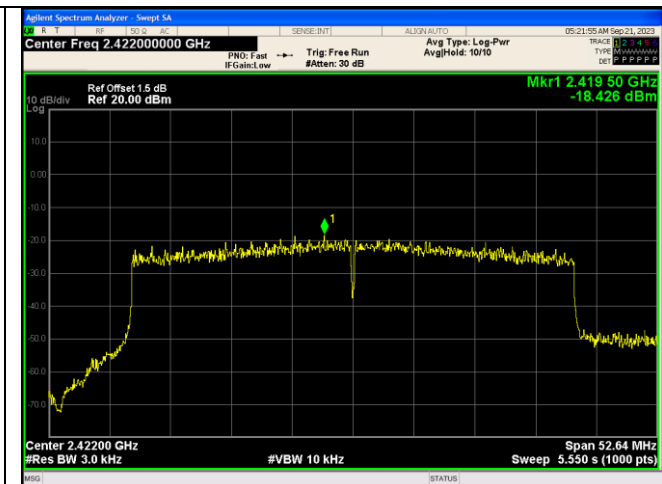
2/F., Building 1 and 1-2/F., Building 2, Jiaquan Building, Guanlan High-Tech Park, Longhua District, Shenzhen, Guangdong, China
 Tel.: (86)755-27521059 Fax: (86)755-27521011 Http://www.sz-ctc.org.cn



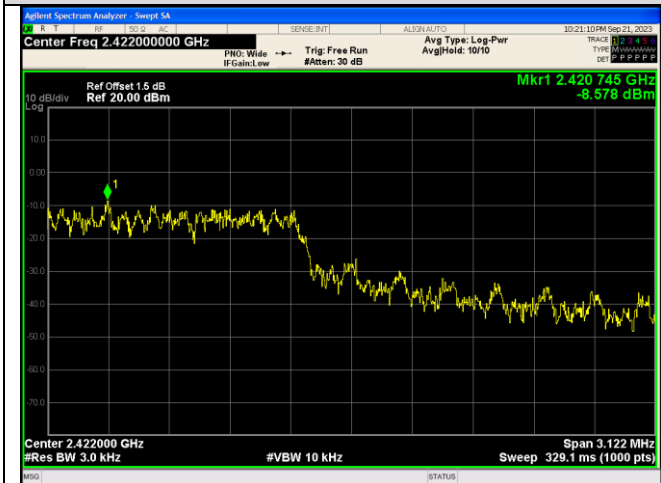
For anti-fake verification, please visit the official website of Certification and Accreditation Administration of the People's Republic of China : <http://yz.cnca.cn>



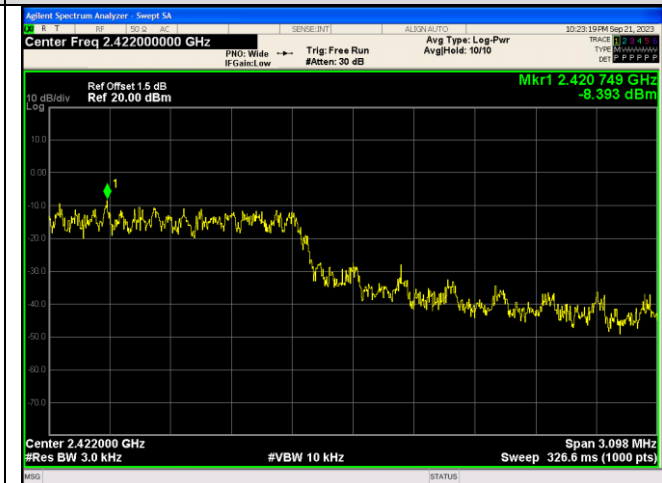
IEEE 802.11ax_Channel 3_40MHz_Antenna 0_RU&Index 484RU65



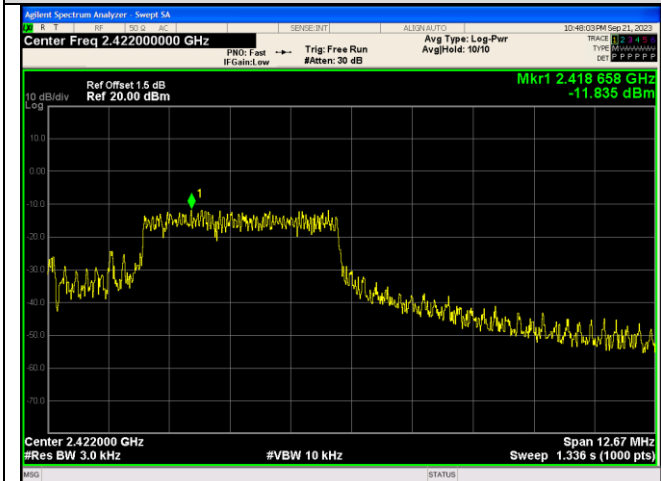
IEEE 802.11ax_Channel 3_40MHz_Antenna 1_RU&Index 484RU65



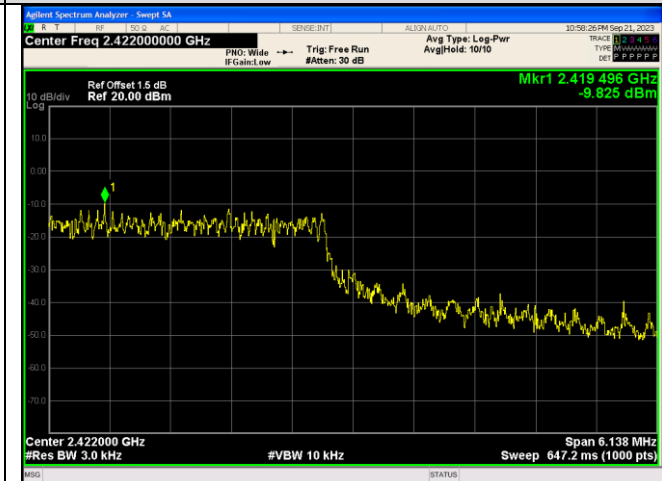
IEEE 802.11ax_Channel 3_40MHz_Antenna 0_RU&Index 26RU8



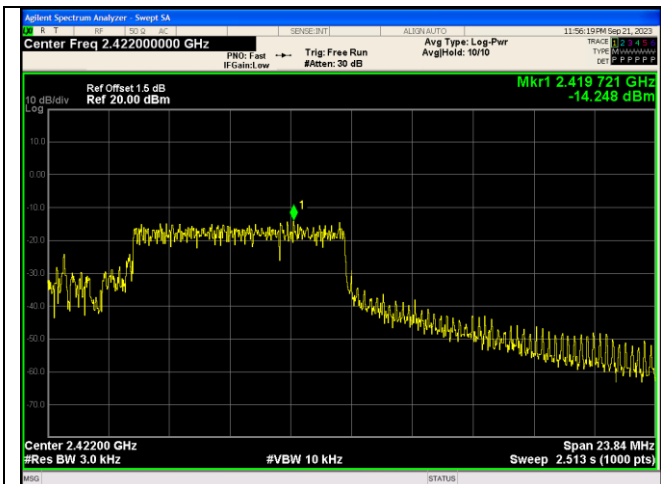
IEEE 802.11ax_Channel 3_40MHz_Antenna 1_RU&Index 26RU8



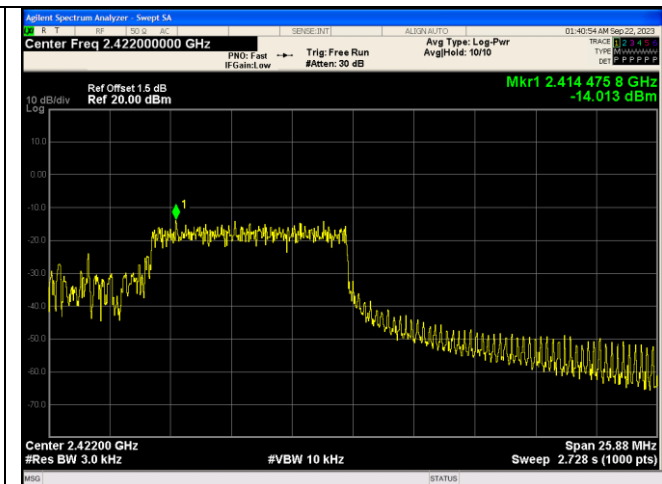
IEEE 802.11ax_Channel 3_40MHz_Antenna 0_RU&Index 52RU40



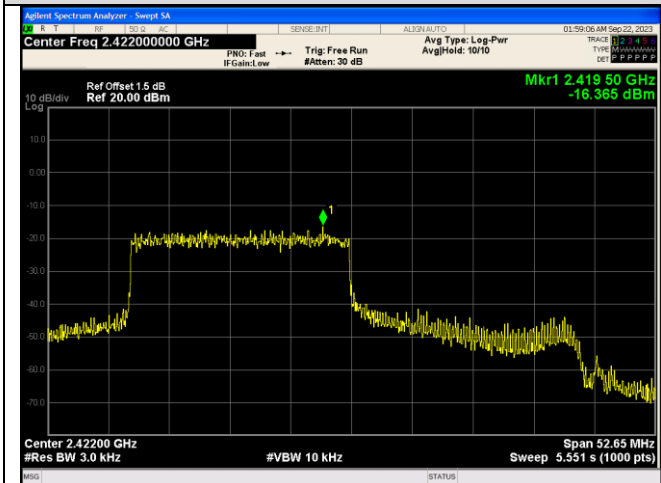
IEEE 802.11ax_Channel 3_40MHz_Antenna 1_RU&Index 52RU40



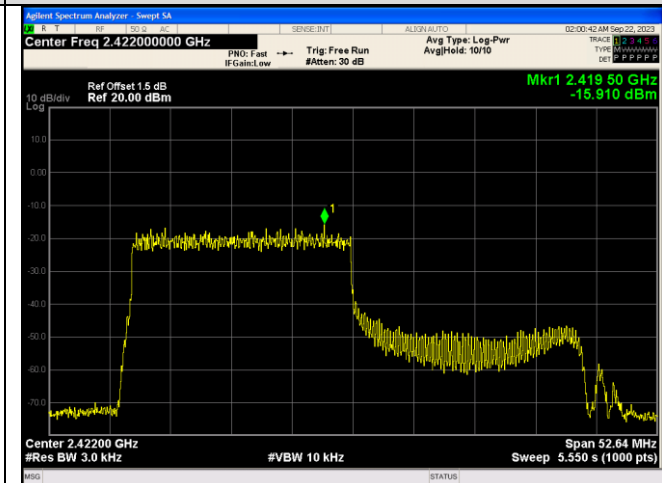
IEEE 802.11ax_Channel 3_40MHz_Antenna 0_RU&Index 106RU54



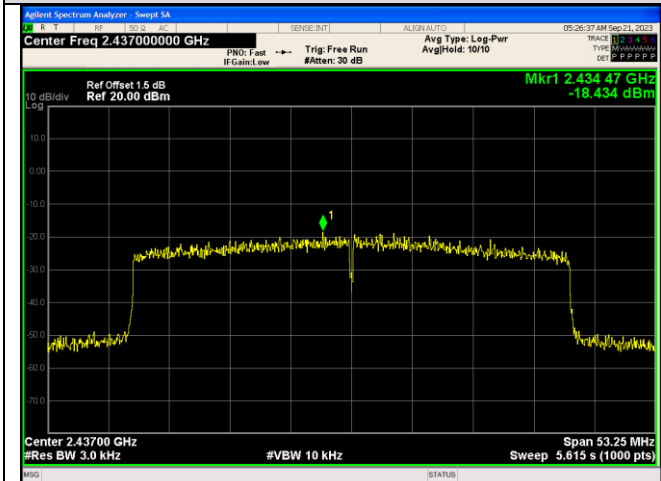
IEEE 802.11ax_Channel 3_40MHz_Antenna 1_RU&Index 106RU54



IEEE 802.11ax_Channel 3_40MHz_Antenna 0_RU&Index 242RU61



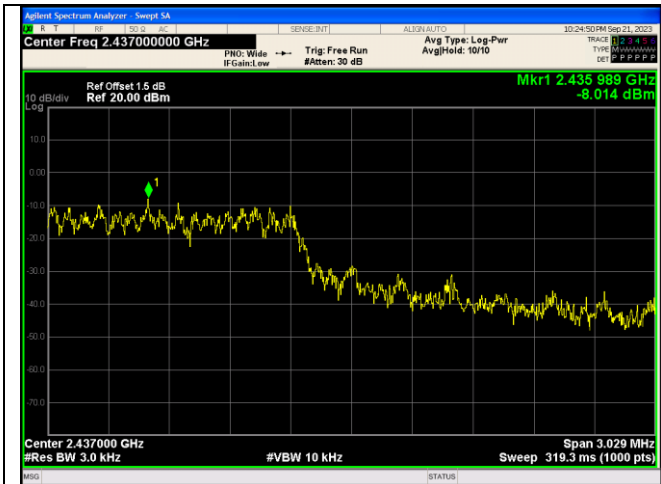
IEEE 802.11ax_Channel 3_40MHz_Antenna 1_RU&Index 242RU61



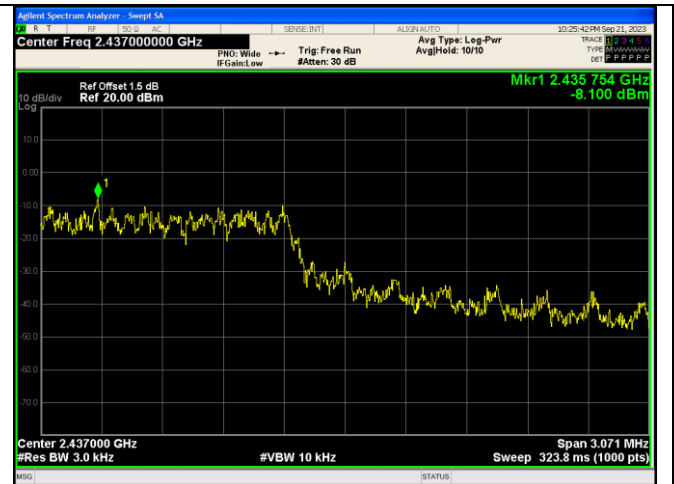
IEEE 802.11ax_Channel 6_40MHz_Antenna 0_RU&Index 484RU65



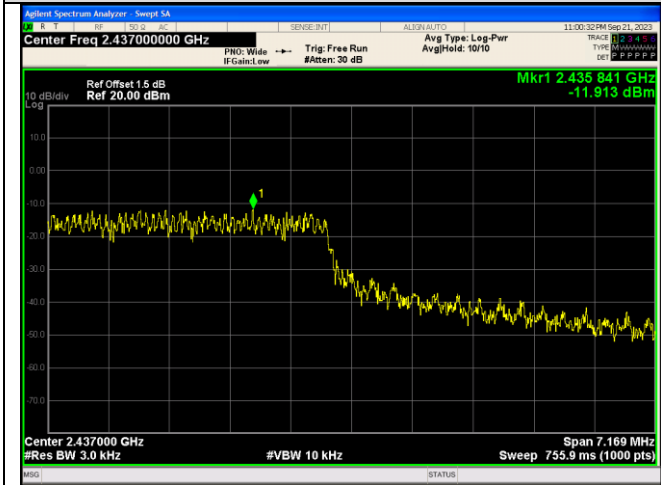
IEEE 802.11ax_Channel 6_40MHz_Antenna 1_RU&Index 484RU65



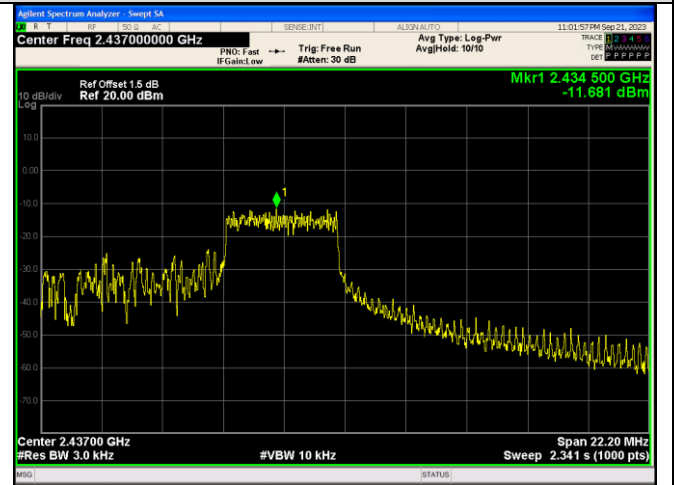
IEEE 802.11ax_Channel 6_40MHz_Antenna 0_RU&Index 26RU8



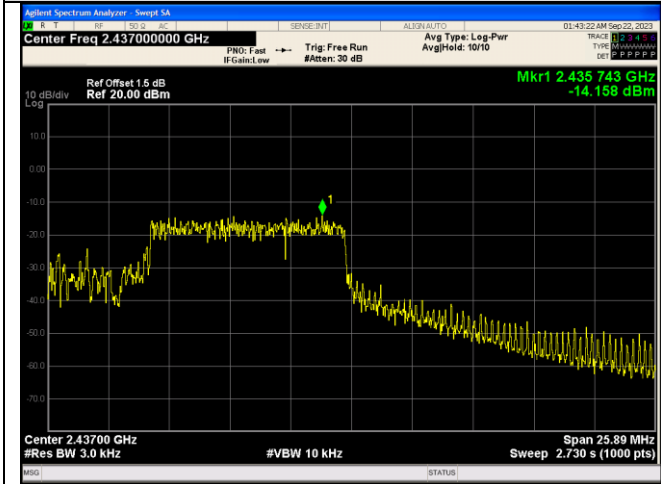
IEEE 802.11ax_Channel 6_40MHz_Antenna 1_RU&Index 26RU8



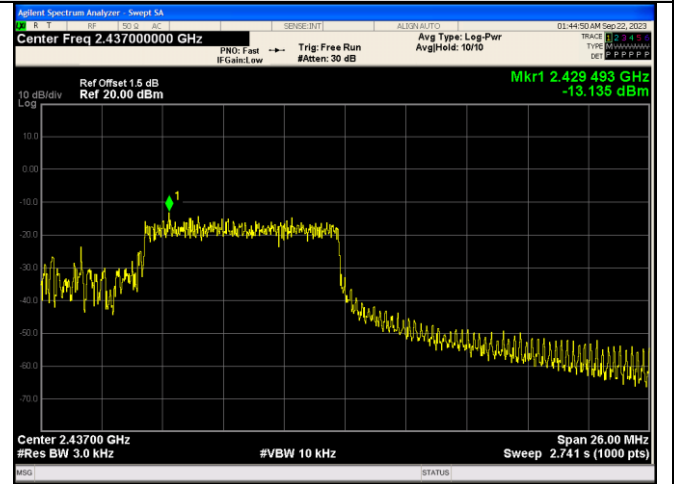
IEEE 802.11ax_Channel 6_40MHz_Antenna 0_RU&Index 52RU40



IEEE 802.11ax_Channel 6_40MHz_Antenna 1_RU&Index 52RU40

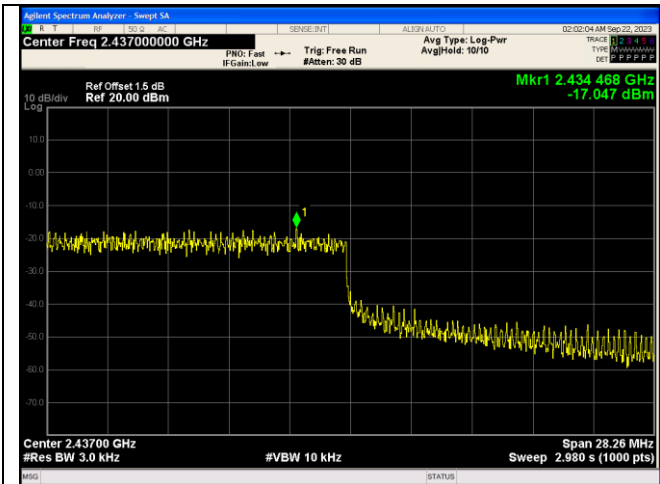


IEEE 802.11ax_Channel 6_40MHz_Antenna 0_RU&Index 106RU54

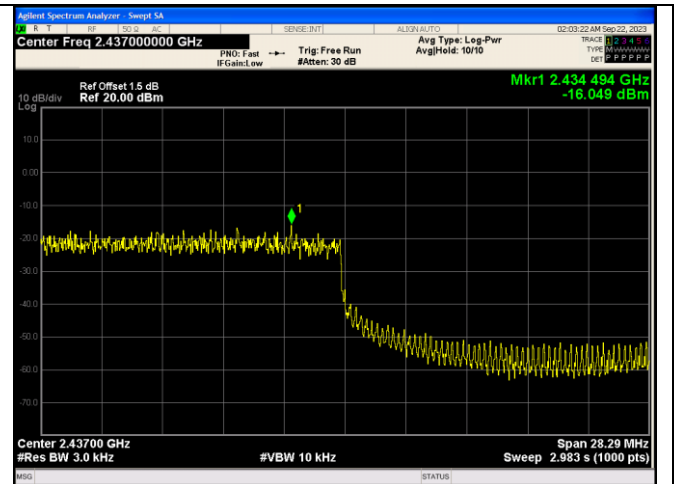


IEEE 802.11ax_Channel 6_40MHz_Antenna 1_RU&Index 106RU54

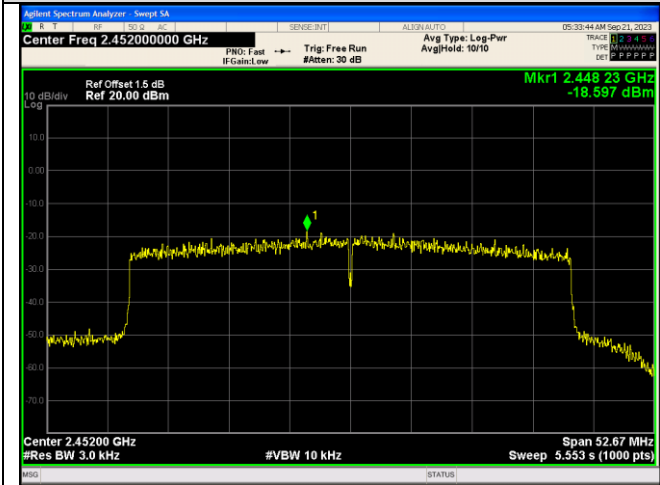




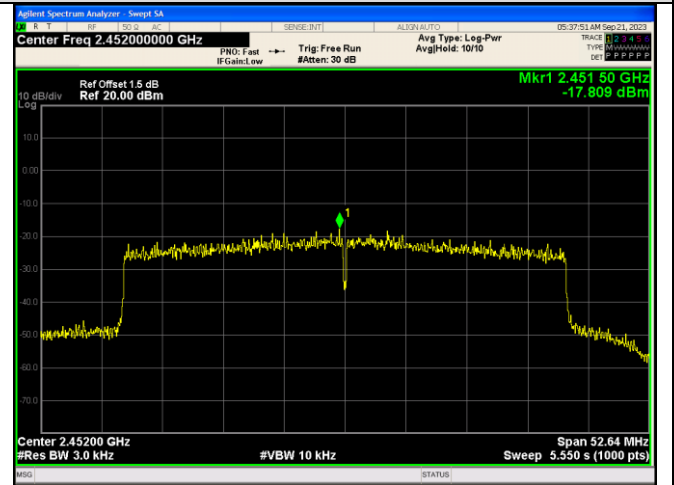
IEEE 802.11ax_Channel 6_40MHz_Antenna 0_RU&Index 242RU61



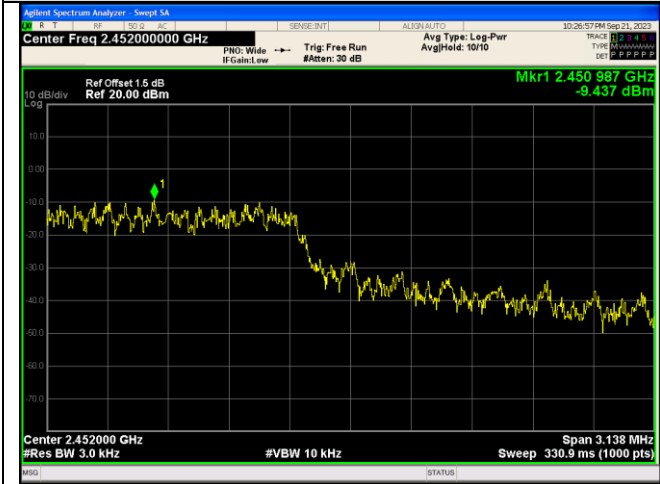
IEEE 802.11ax_Channel 6_40MHz_Antenna 1_RU&Index 242RU61



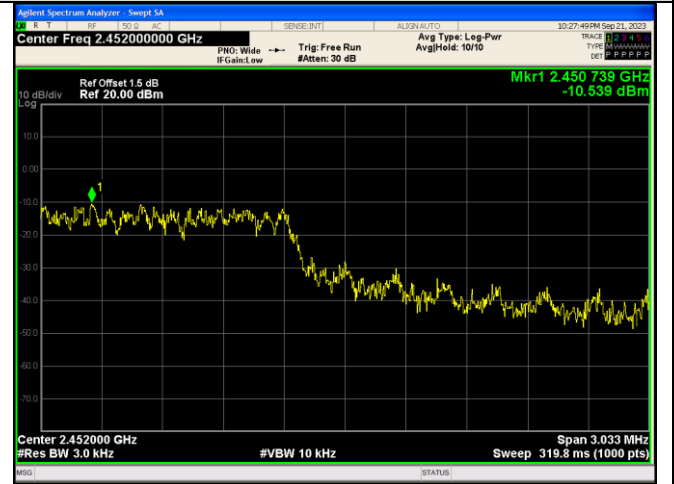
IEEE 802.11ax_Channel 9_40MHz_Antenna 0_RU&Index 484RU65



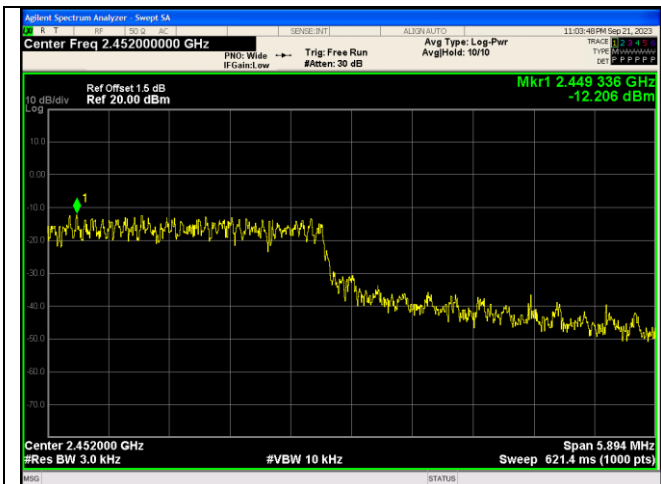
IEEE 802.11ax_Channel 9_40MHz_Antenna 1_RU&Index 484RU65



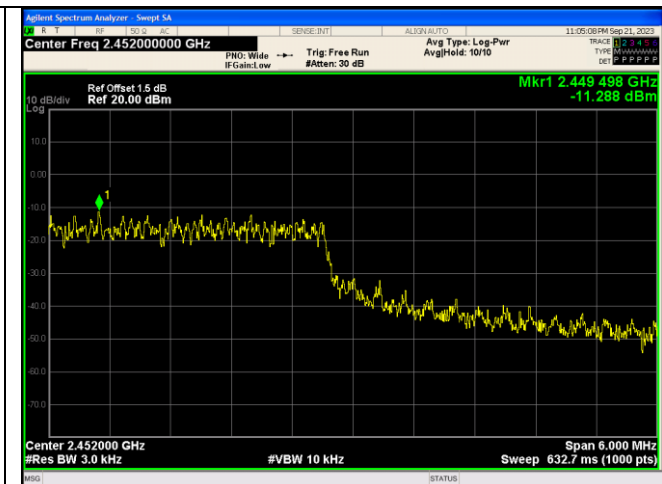
IEEE 802.11ax_Channel 9_40MHz_Antenna 0_RU&Index 26RU8



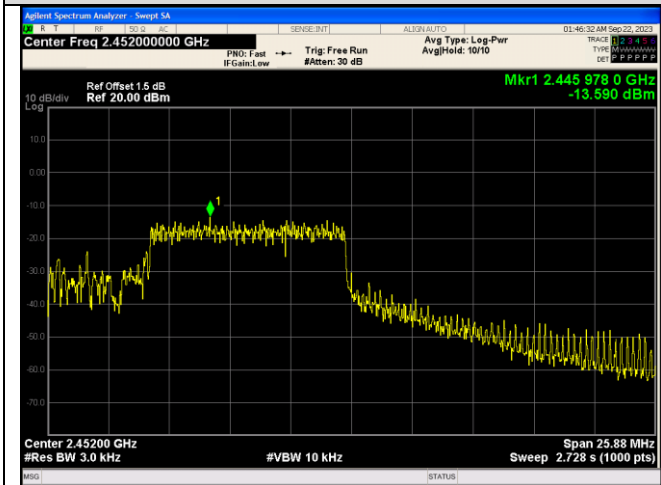
IEEE 802.11ax_Channel 9_40MHz_Antenna 1_RU&Index 26RU8



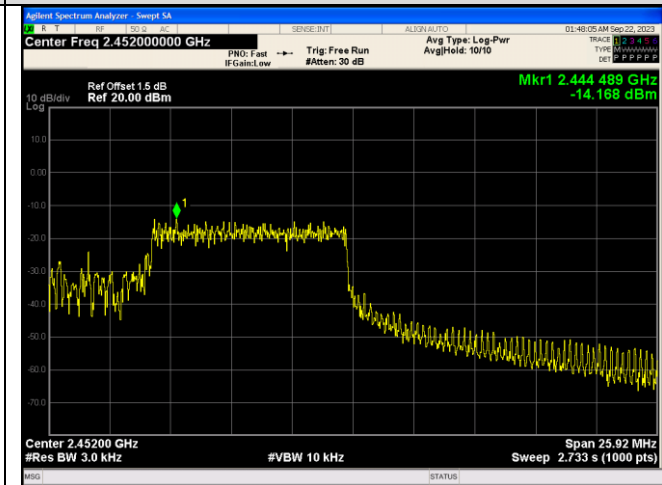
IEEE 802.11ax_Channel 9_40MHz_Antenna 0_RU&Index 52RU40



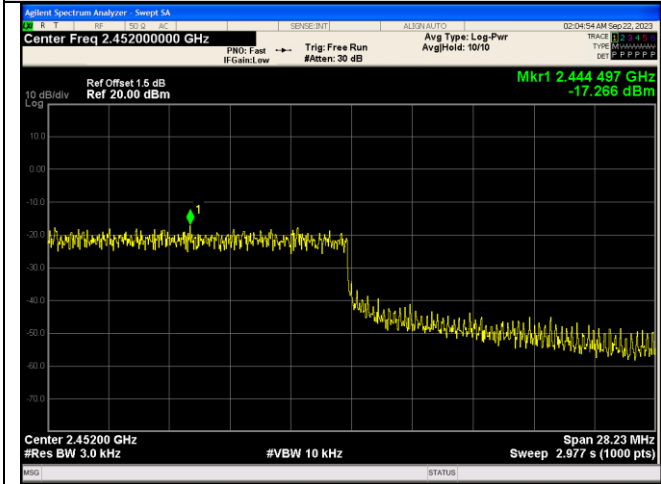
IEEE 802.11ax_Channel 9_40MHz_Antenna 1_RU&Index 52RU40



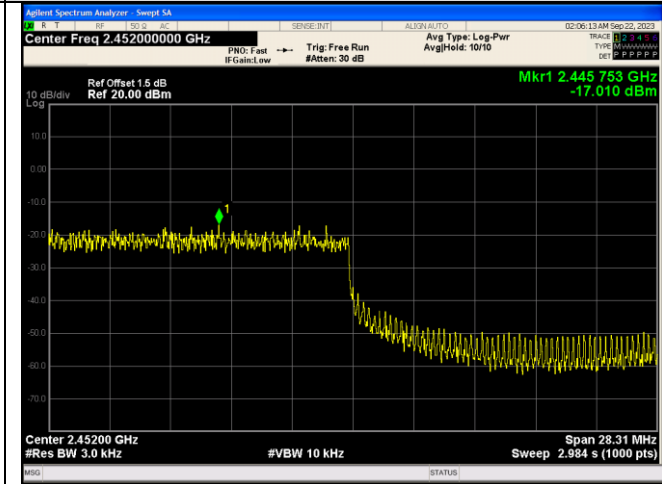
IEEE 802.11ax_Channel 9_40MHz_Antenna 0_RU&Index 106RU54



IEEE 802.11ax_Channel 9_40MHz_Antenna 1_RU&Index 106RU54



IEEE 802.11ax_Channel 9_40MHz_Antenna 0_RU&Index 242RU61



IEEE 802.11ax_Channel 9_40MHz_Antenna 1_RU&Index 242RU61

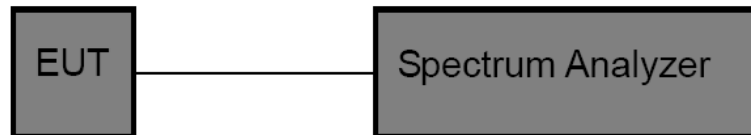


3.8. Duty Cycle

Limit

None, for report purposes only.

Test Configuration



Test Procedure

1. The EUT was directly connected to the spectrum analyzer and antenna output port as show in the block diagram above.
2. The EUT was directly connected to the Spectrum Analyzer and antenna output port as show in the block diagram above. The measurement according to section 10.2 of KDB 558074 D01 DTS Meas Guidance v05r02.
3. Spectrum Setting:
Set analyzer center frequency to test channel center frequency.
Set the span to 0Hz.
Set the RBW to 10MHz.
Set the VBW to 10MHz.
Detector: Peak.
Sweep time: Auto.
Allow trace to fully stabilize. Then use the peak marker function to determine the maximum amplitude level.

Test Mode

Please refer to the clause 2.4.

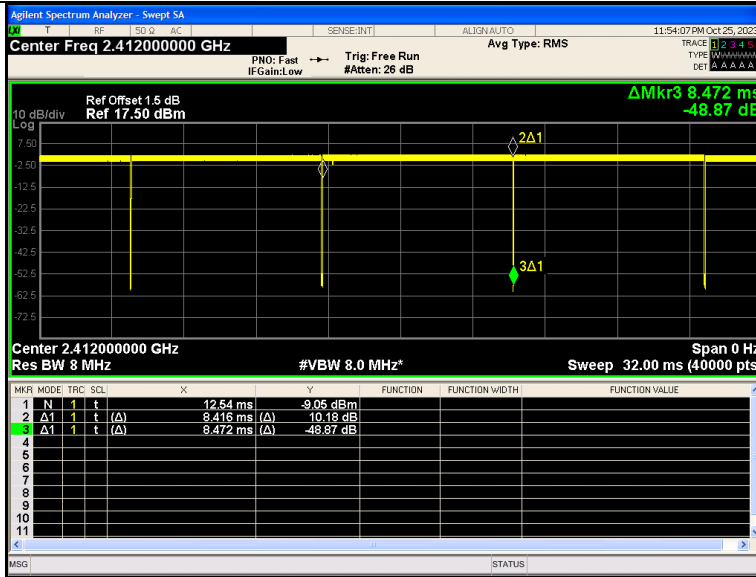


Test Result

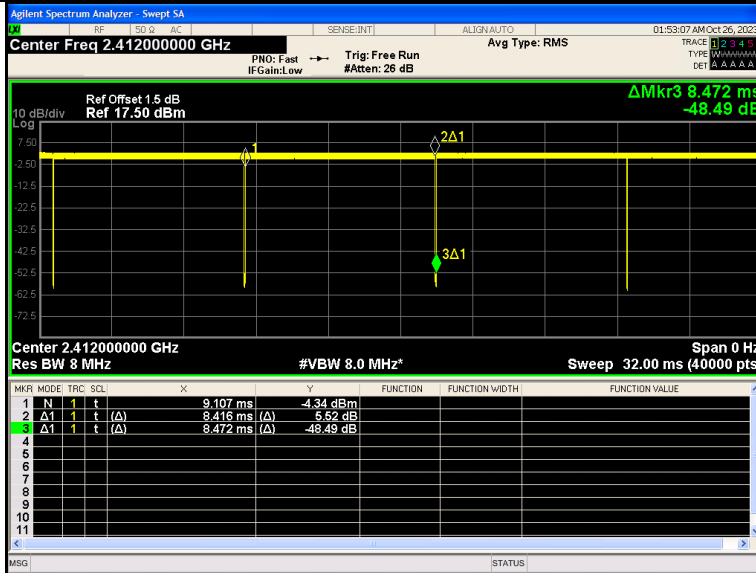
Mode	Channel	RU & Index	Antenna	On Time (ms)	Period (ms)	Duty Cycle (%)	1/T Minimum VBW (kHz)	Final Setting for VBW (kHz)
IEEE 802.11b	1	N/A	0	8.416	8.472	99.34	0.12	1
			1	8.416	8.472	99.34	0.12	1
	6		0	8.416	8.472	99.34	0.12	1
			1	8.416	8.472	99.34	0.12	1
	11		0	8.417	8.473	99.34	0.12	1
			1	8.416	8.472	99.34	0.12	1
IEEE 802.11g	1		0	1.397	1.454	96.11	0.72	1
			1	1.398	1.454	96.13	0.72	1
	6		0	1.397	1.453	96.15	0.72	1
			1	1.397	1.453	96.16	0.72	1
	11		0	1.397	1.453	96.15	0.72	1
			1	1.397	1.453	96.16	0.72	1
IEEE 802.11n_20	1	0	0.665	0.722	92.12	1.50	2	
		1	0.665	0.722	92.13	1.50	2	
	6	0	0.665	0.721	92.19	1.50	2	
		1	0.665	0.721	92.19	1.50	2	
	11	0	0.665	0.721	92.19	1.50	2	
		1	0.665	0.721	92.20	1.50	2	
IEEE 802.11n_40	3	0	0.337	0.393	85.74	2.97	3	
		1	0.338	0.393	85.83	2.96	3	
	6	0	0.338	0.394	85.77	2.96	3	
		1	0.337	0.393	85.73	2.97	3	
	9	0	0.337	0.393	85.74	2.97	3	
		1	0.337	0.393	85.69	2.97	3	
IEEE 802.11ax_20	1	242RU61	0	0.563	0.618	91.01	1.78	2
			1	0.562	0.618	90.99	1.78	2
	6		0	0.563	0.618	91.01	1.78	2
			1	0.563	0.618	91.01	1.78	2
	11		0	0.562	0.618	90.99	1.78	2
			1	0.562	0.618	90.98	1.78	2
IEEE 802.11ax_40	3	484RU65	0	0.204	0.260	78.35	4.90	5
			1	0.204	0.260	78.35	4.90	5
	6		0	0.204	0.260	78.35	4.90	5
			1	0.204	0.260	78.35	4.90	5
	9		0	0.204	0.260	78.40	4.90	5
			1	0.204	0.260	78.35	4.90	5



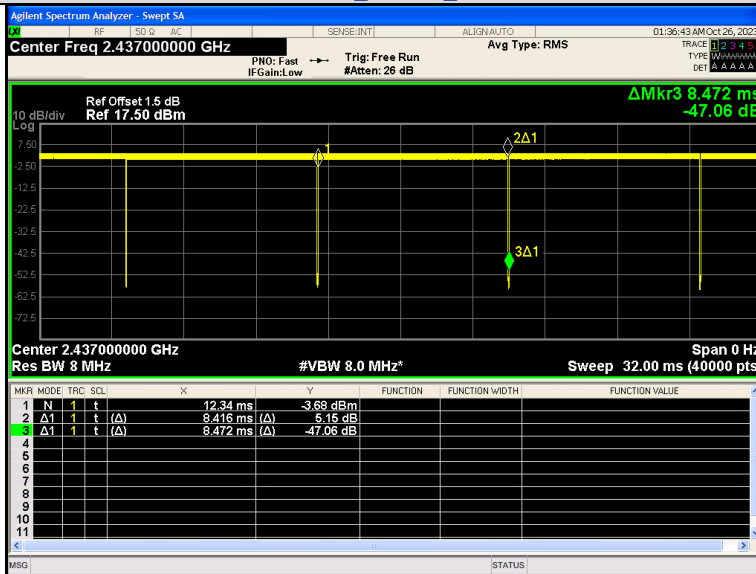
Test plot as follows:



IEEE 802.11b 20MHz Channel 1

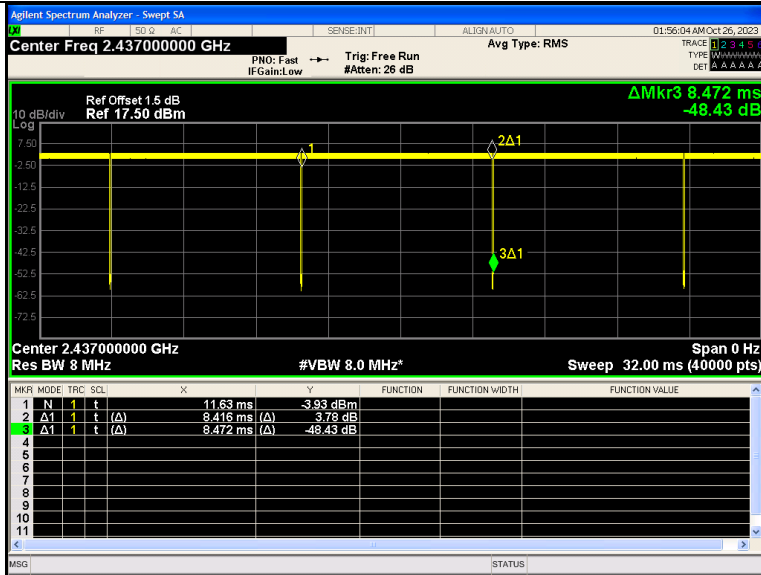


IEEE 802.11b 20MHz Channel 1

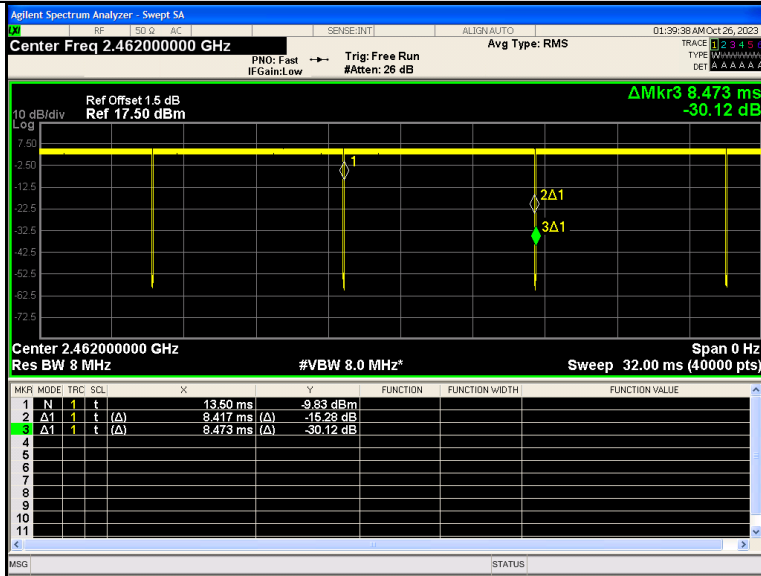


IEEE 802.11b 20MHz Channel 6

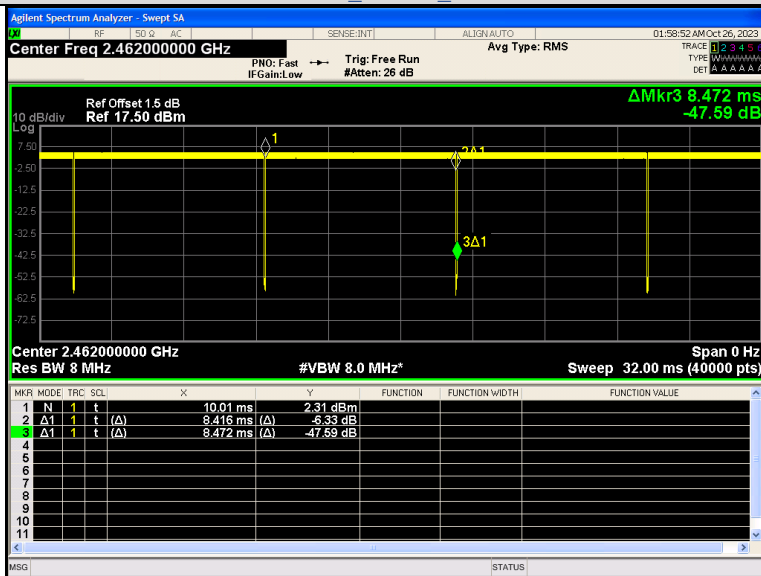




IEEE 802.11b 20MHz Channel 6

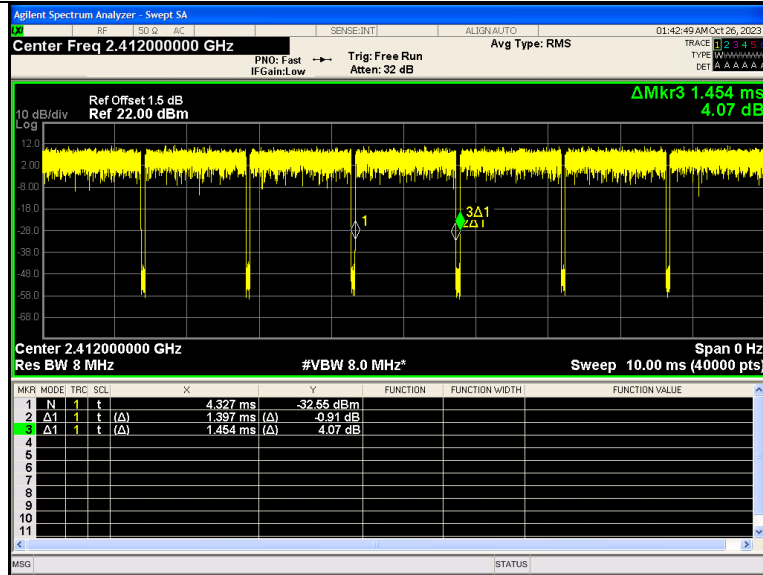


IEEE 802.11b 20MHz Channel 11

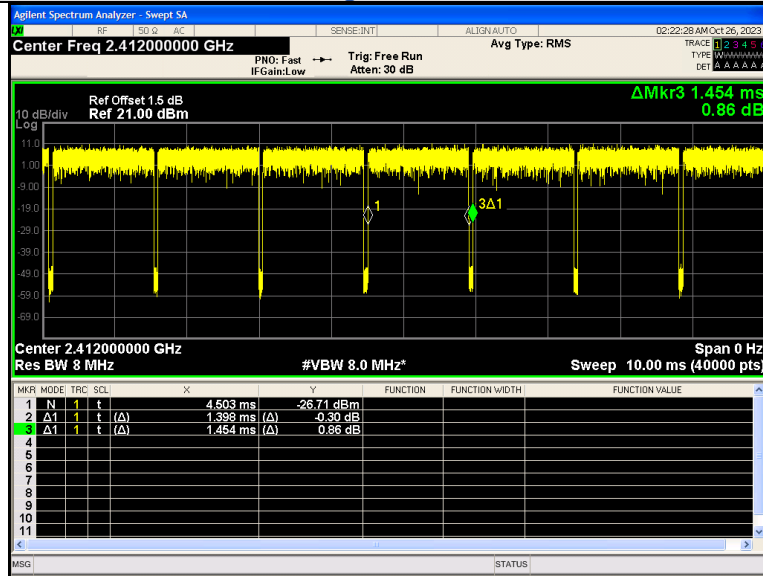


IEEE 802.11b 20MHz Channel 11

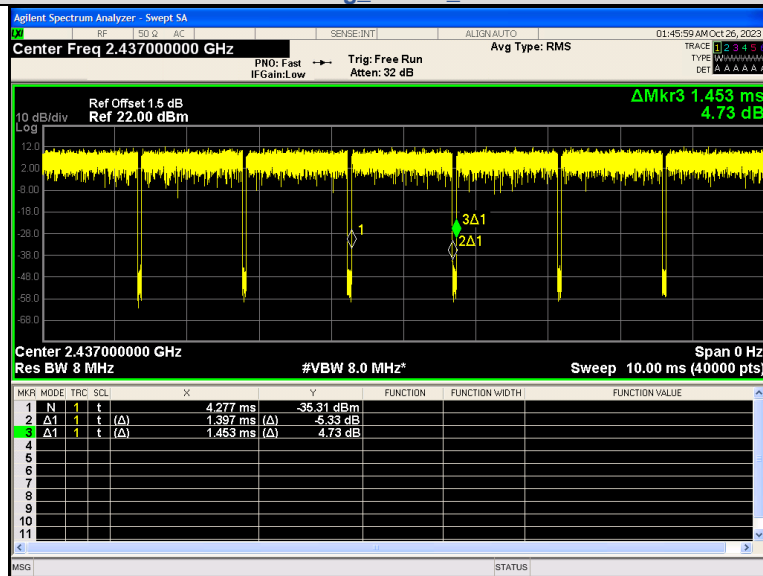




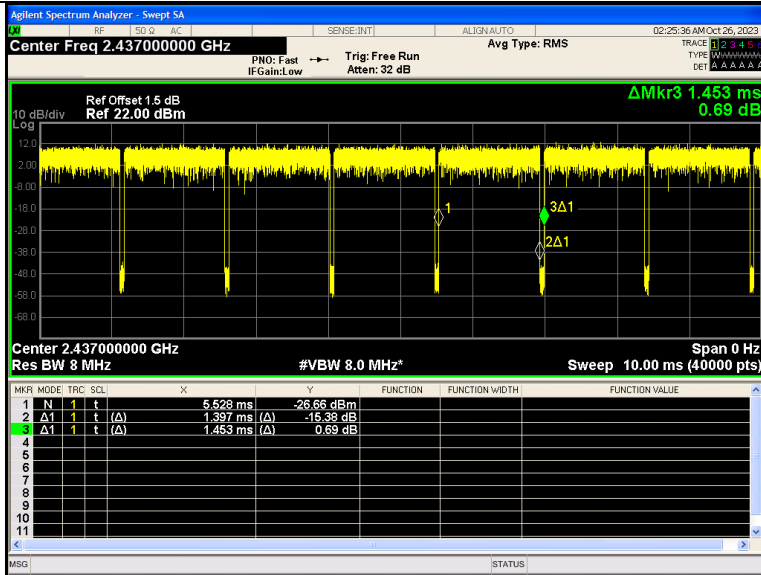
IEEE 802.11g 20MHz Channel 1



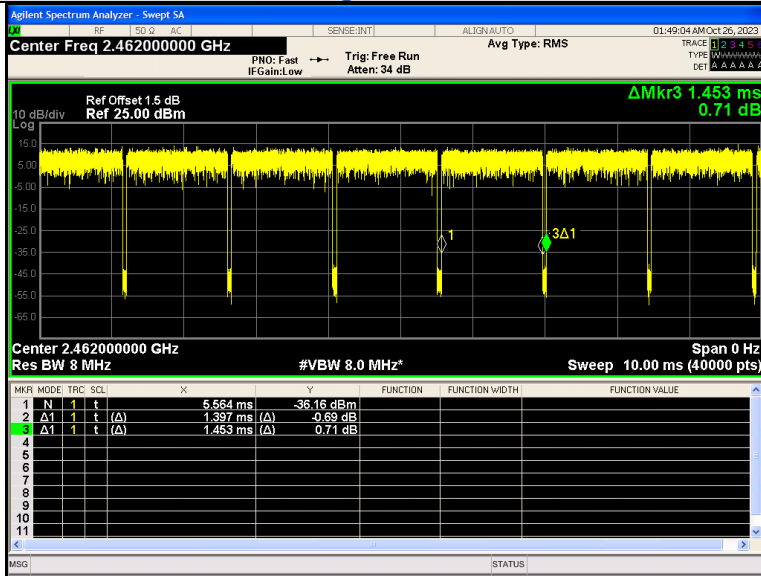
IEEE 802.11g 20MHz Channel 1



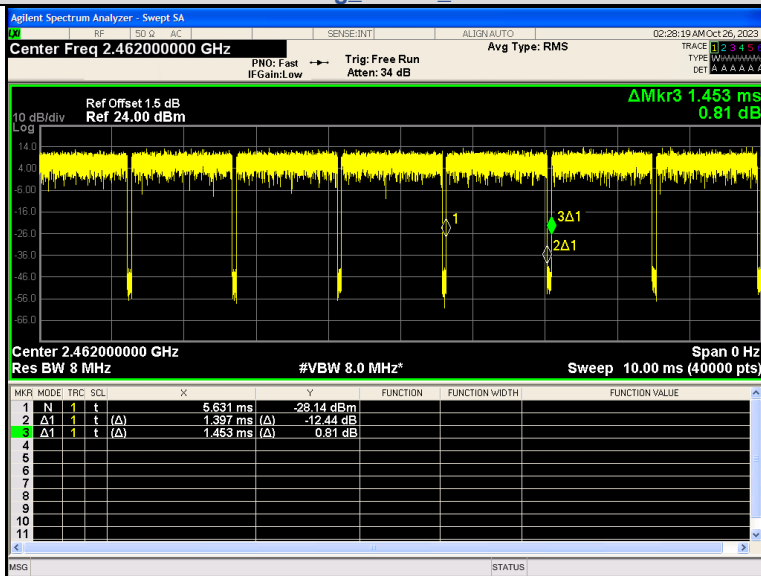
IEEE 802.11g 20MHz Channel 6



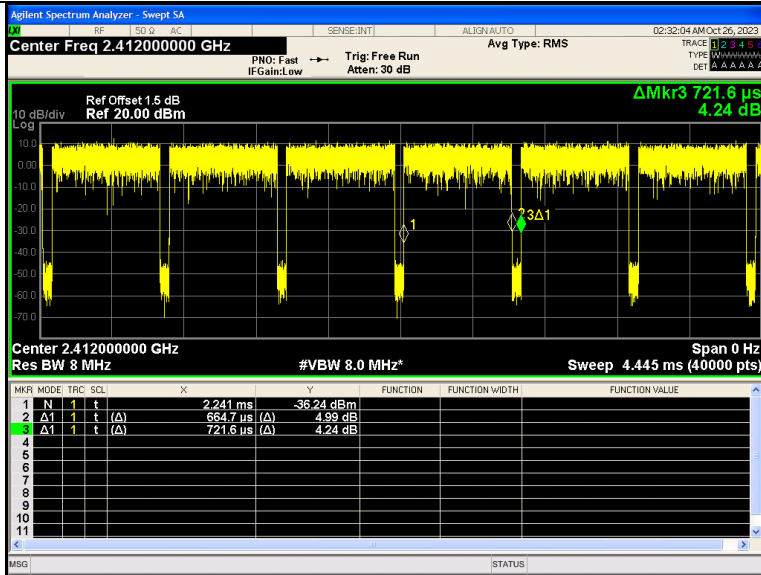
IEEE 802.11g 20MHz Channel 6



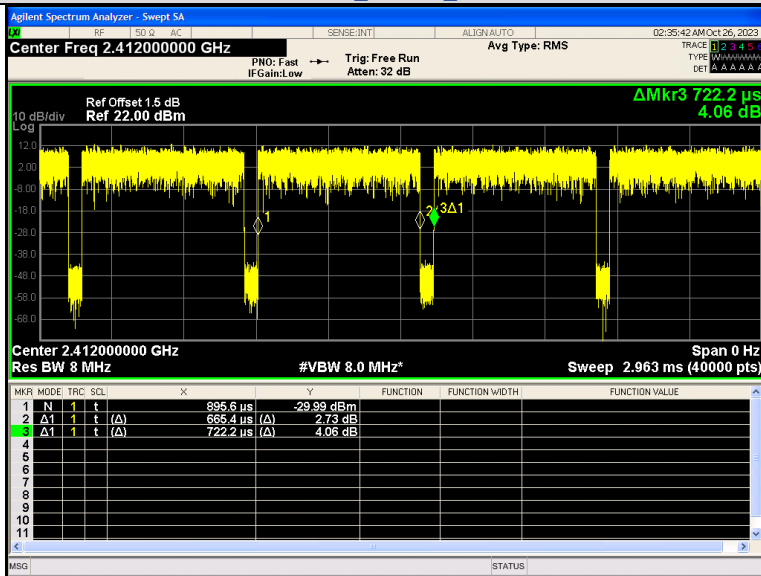
IEEE 802.11g 20MHz Channel 11



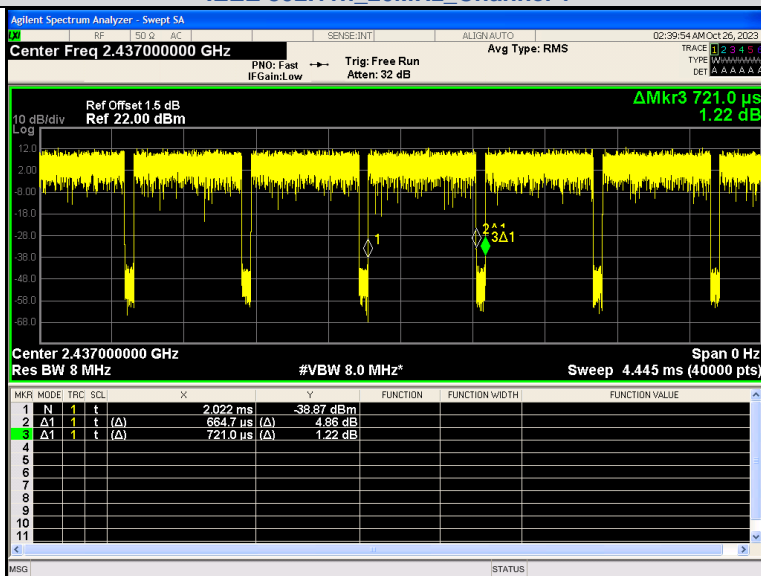
IEEE 802.11g 20MHz Channel 11



IEEE 802.11n 20MHz Channel 1



IEEE 802.11n 20MHz Channel 1



IEEE 802.11n 20MHz Channel 6

