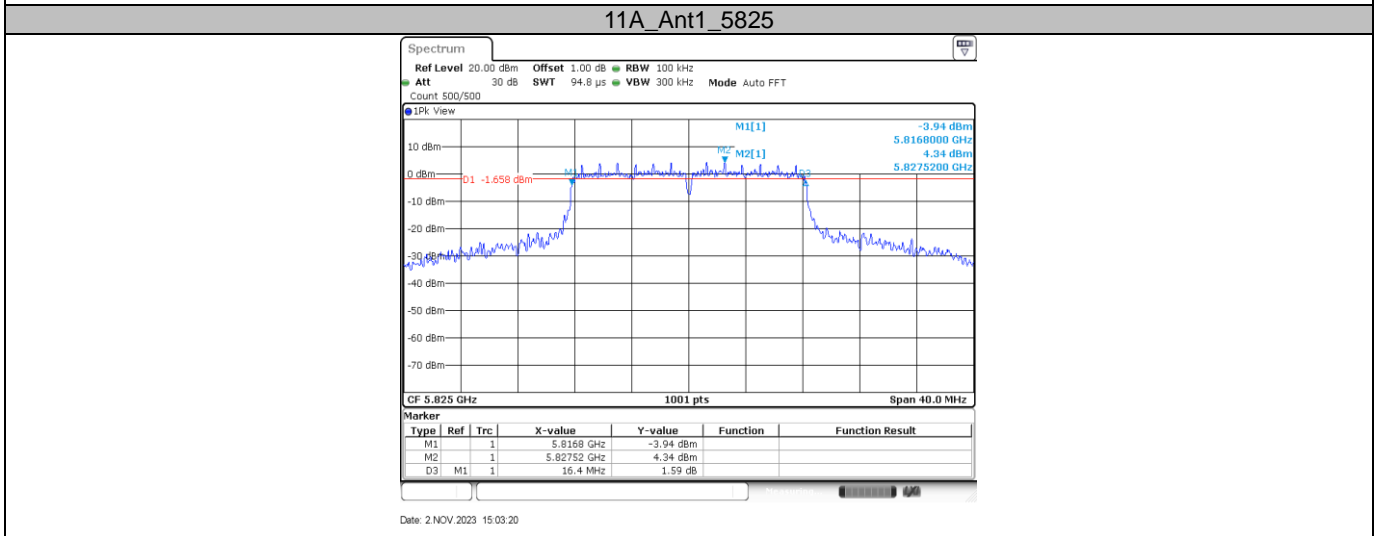
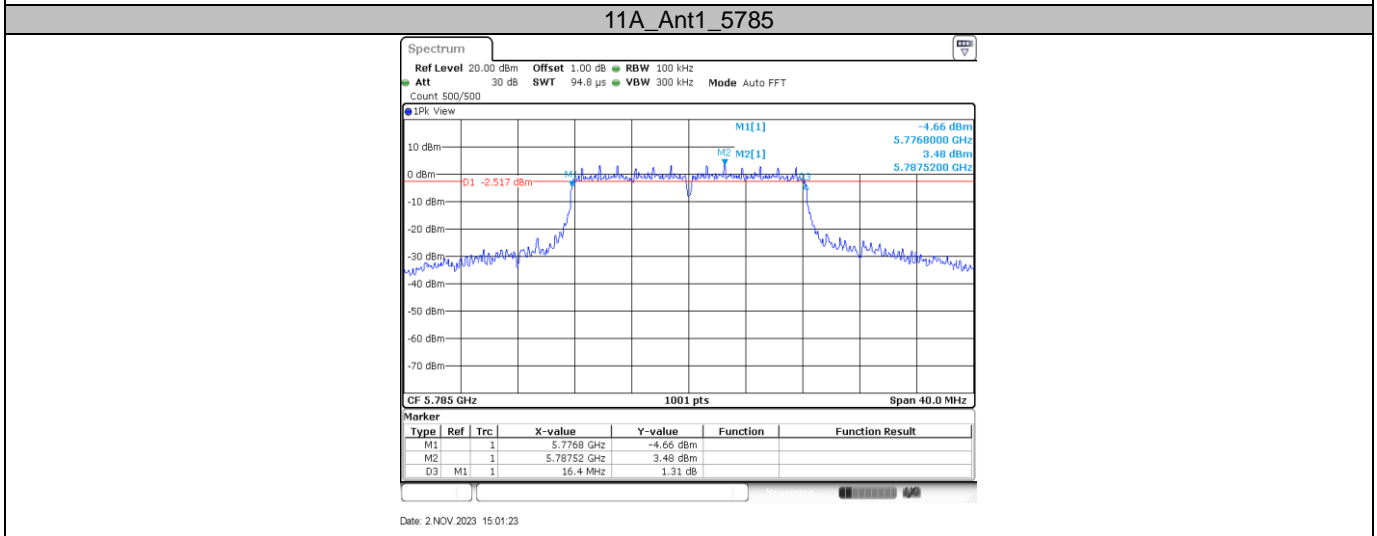
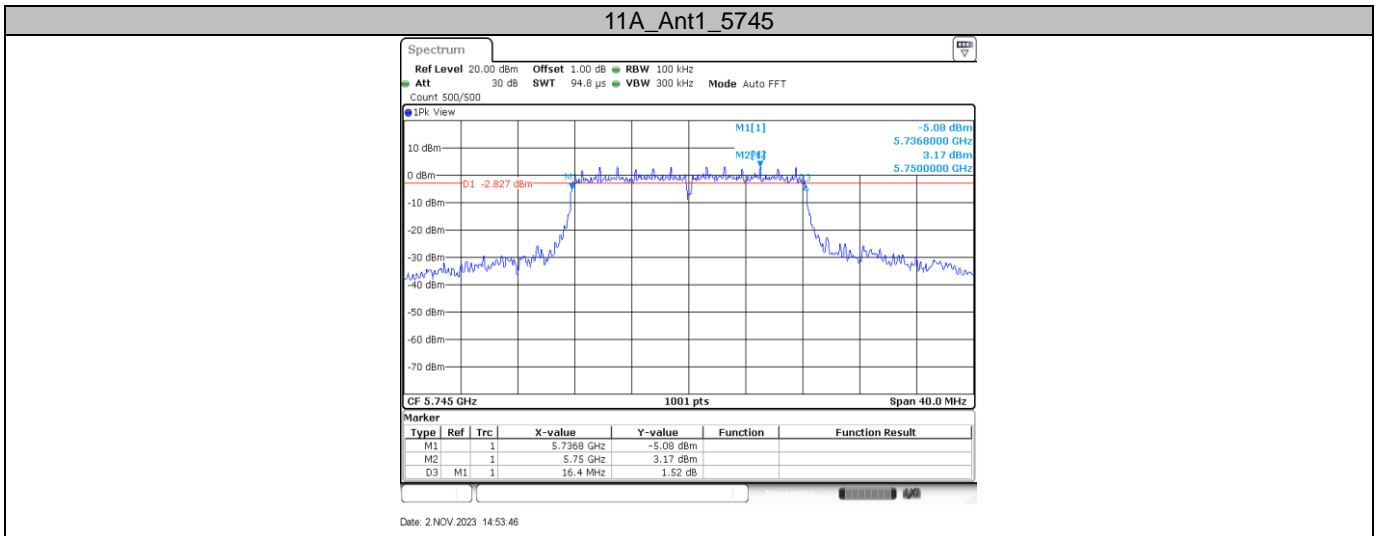
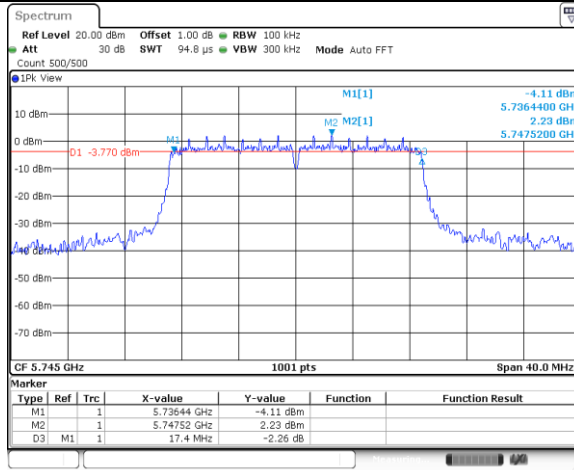


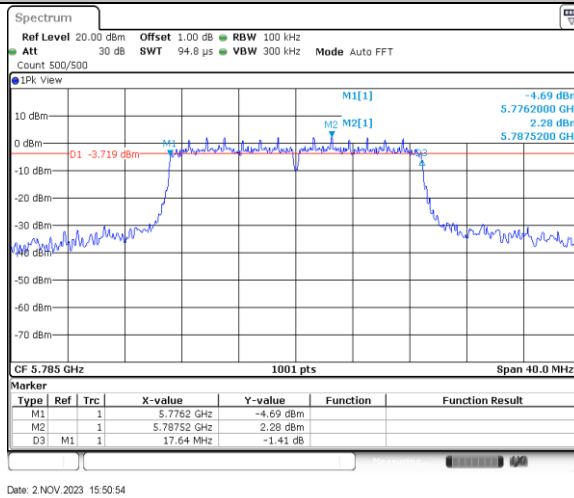
6dB Bandwidth:



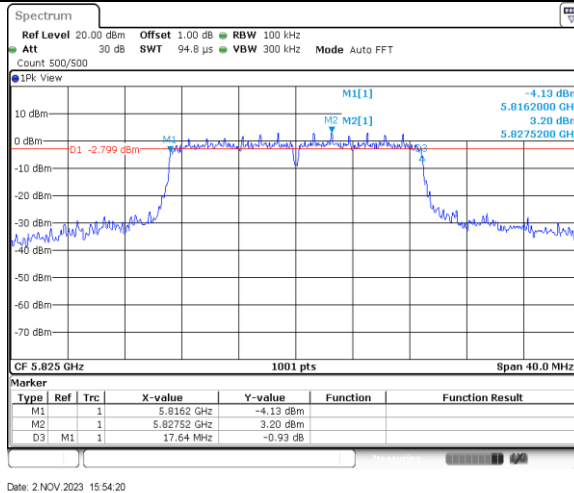
11N20SISO_Ant1_5745



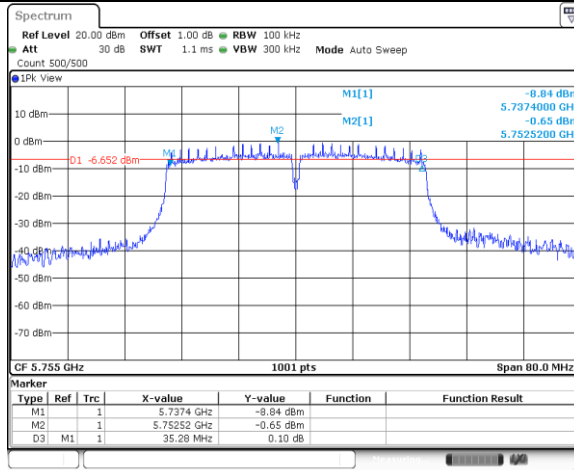
11N20SISO_Ant1_5785



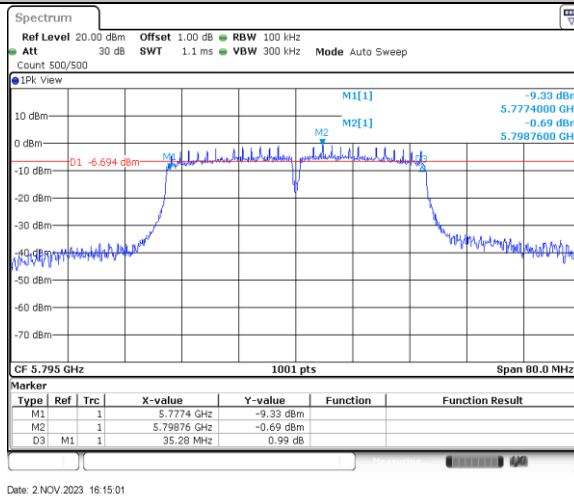
11N20SISO_Ant1_5825



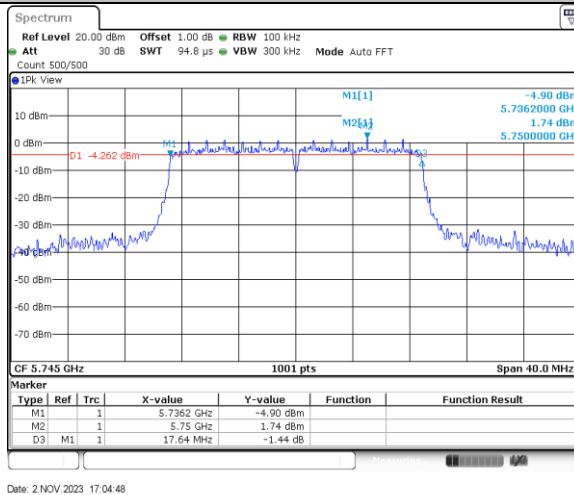
11N40SISO_Ant1_5755



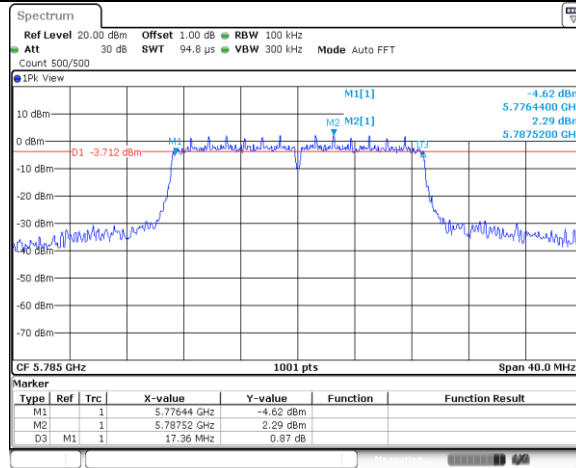
11N40SISO_Ant1_5795



11AC20SISO_Ant1_5745

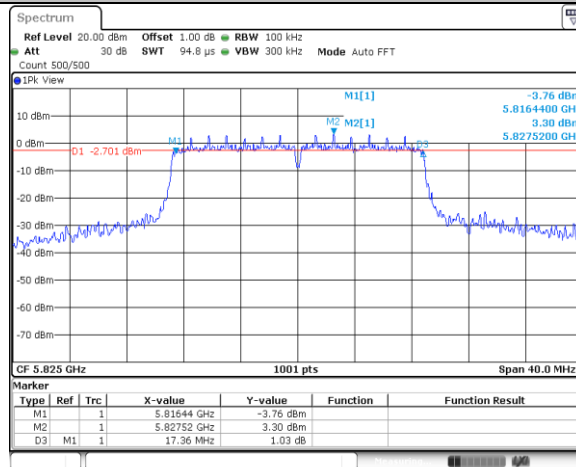


11AC20SISO_Ant1_5785



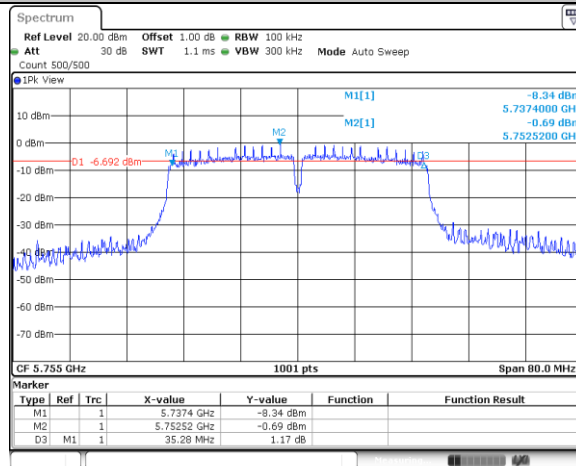
Date: 2 NOV 2023 17:08:11

11AC20SISO_Ant1_5825



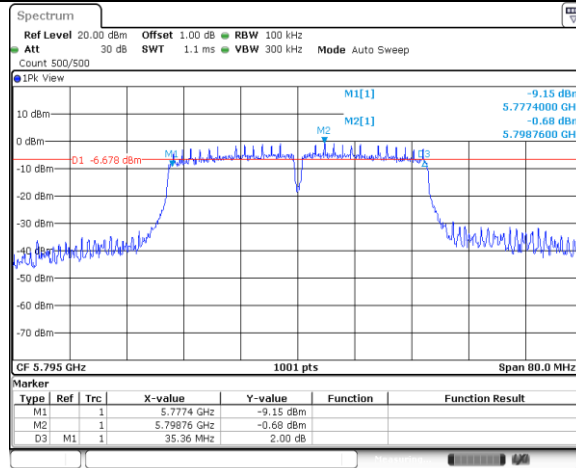
Date: 2 NOV 2023 17:13:16

11AC40SISO_Ant1_5755

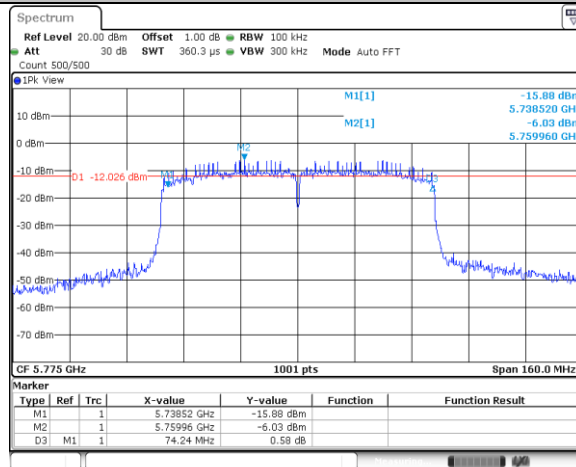


Date: 2 NOV 2023 17:35:50

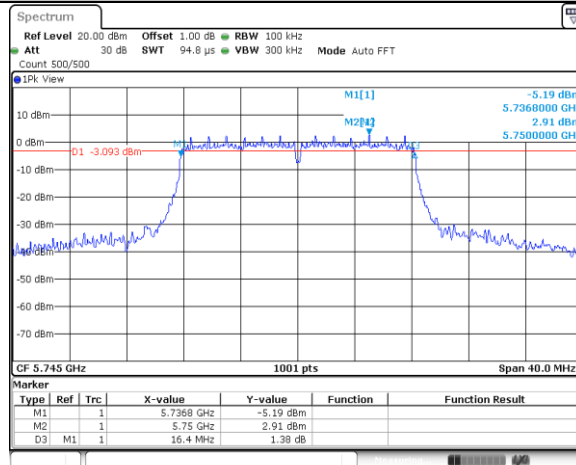
11AC40SISO_Ant1_5795



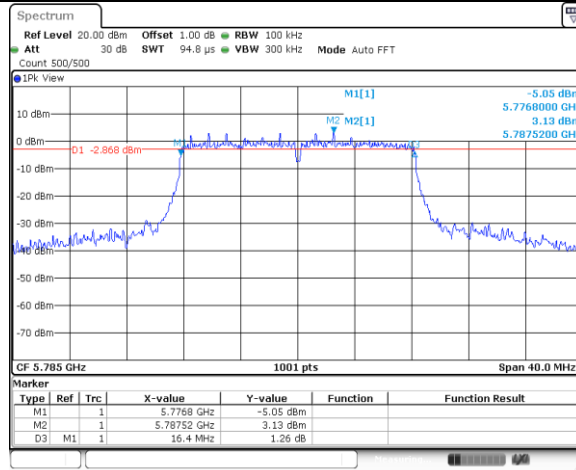
11AC80SISO_Ant1_5775



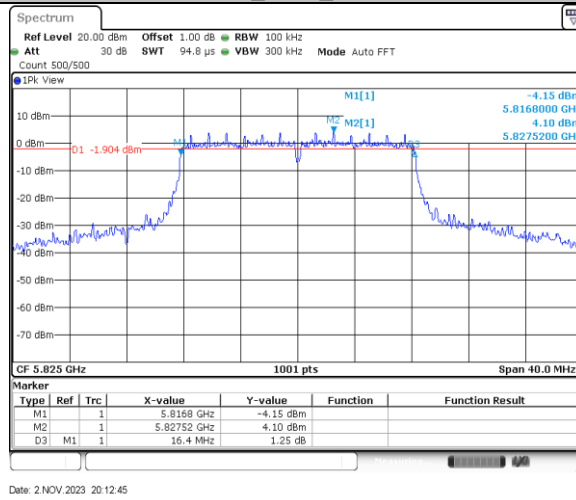
11A_Ant2_5745



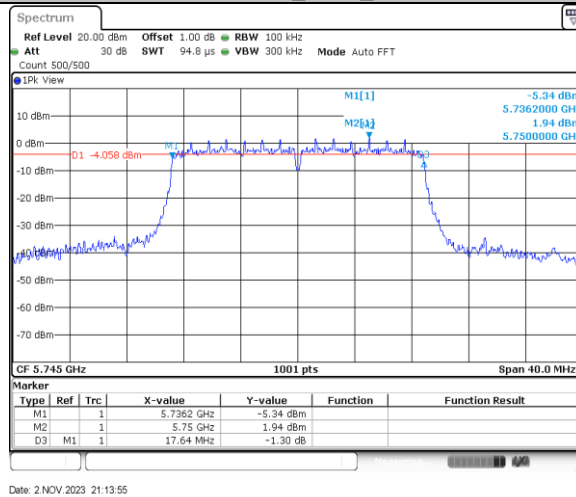
11A_Ant2_5785



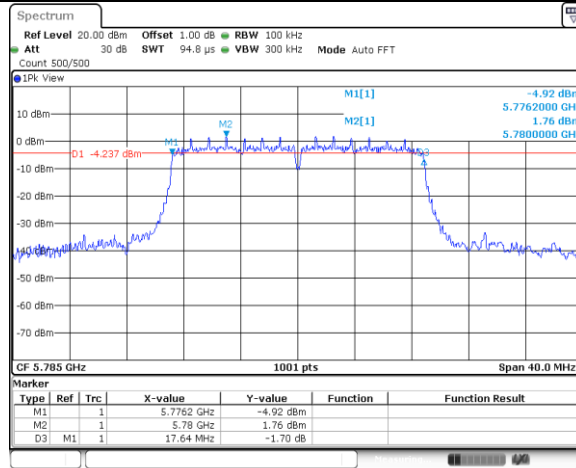
11A_Ant2_5825



11N20SISO_Ant2_5745

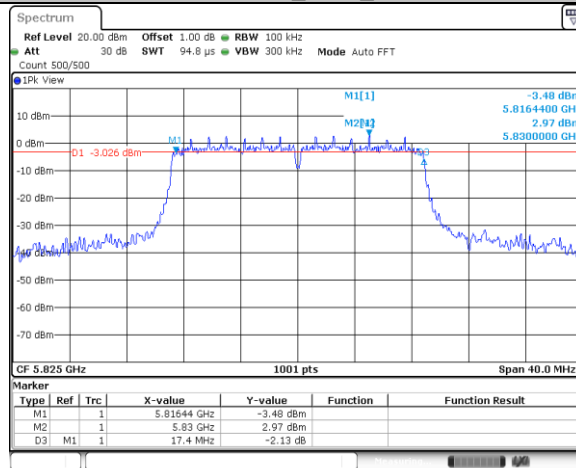


11N20SISO_Ant2_5785



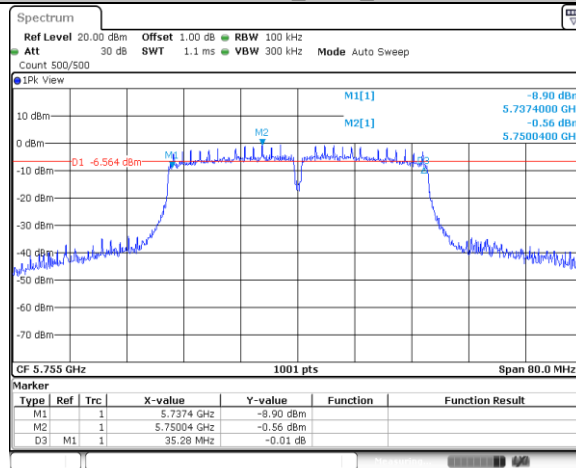
Date: 2 NOV 2023 21:16:50

11N20SISO_Ant2_5825



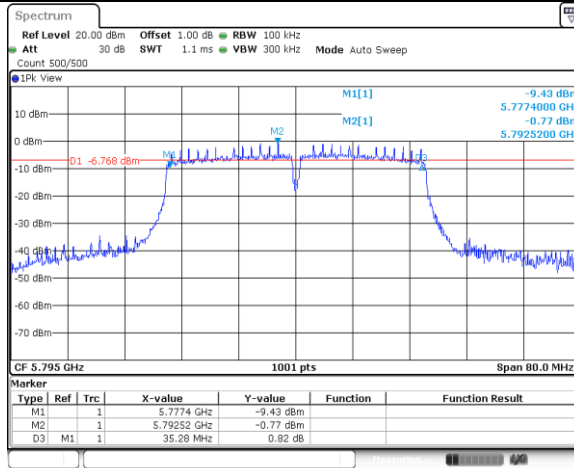
Date: 2 NOV 2023 21:20:12

11N40SISO_Ant2_5755



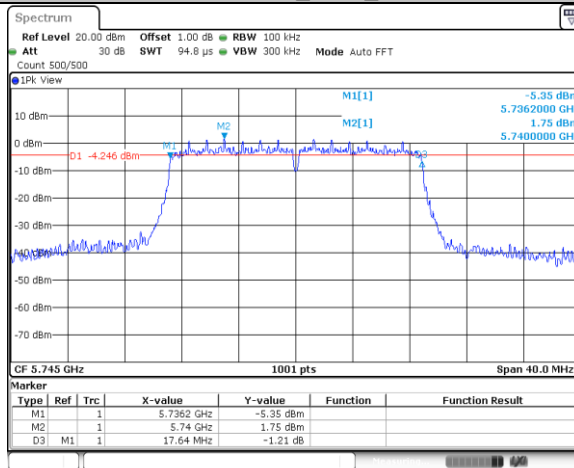
Date: 2 NOV 2023 22:06:10

11N40SISO_Ant2_5795



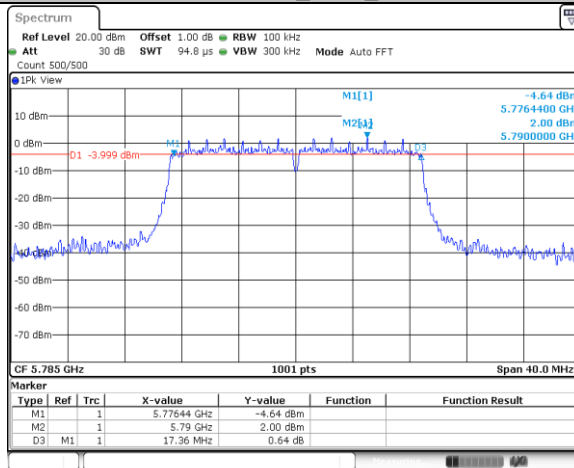
Date: 2 NOV 2023 22:08:51

11AC20SISO_Ant2_5745



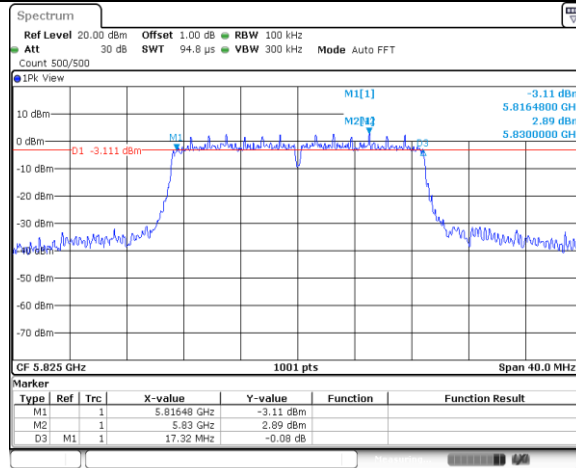
Date: 2 NOV 2023 22:34:20

11AC20SISO_Ant2_5785



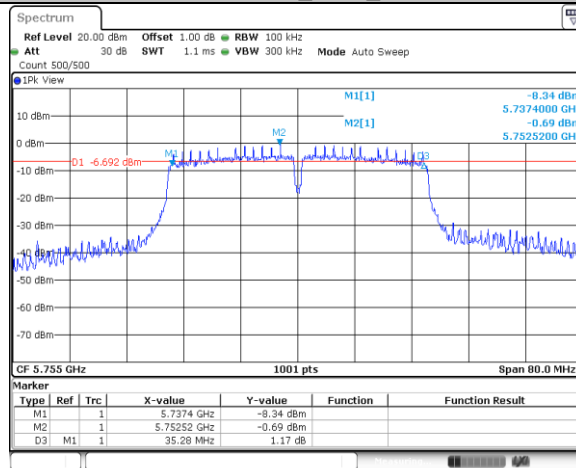
Date: 2 NOV 2023 22:36:33

11AC20SISO_Ant2_5825



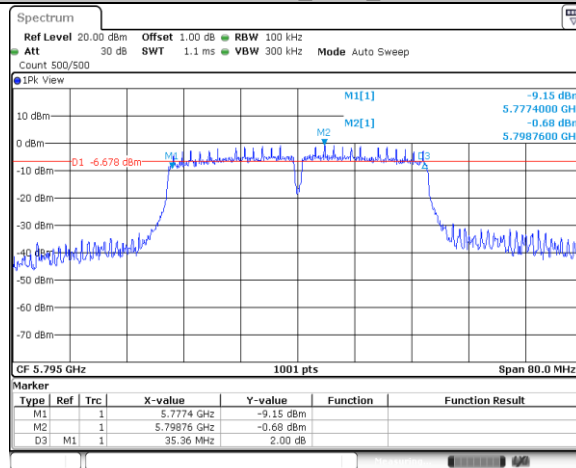
Date: 2 NOV 2023 22:38:55

111AC40SISO_Ant2_5755



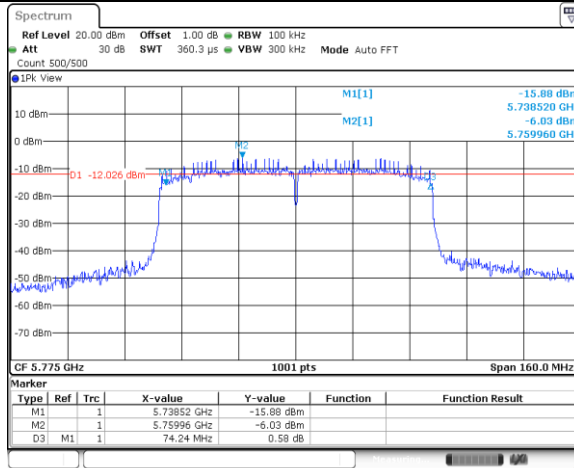
Date: 2 NOV 2023 17:35:50

111AC40SISO_Ant2_5795



Date: 2 NOV 2023 17:39:01

111AC80SISO_Ant2_5775



Date: 2.NOV.2023 17:55:16

9.3 Maximum Conducted Output Power

Test Method

According to KDB789033 D02

Test Method

According to C63.10, the EUT was placed on 0.8m height table, the RF output of EUT was connected to the test power meter by RF cable. The path loss was compensated to the results for each measurement.

1. Measurements may be performed using a wideband RF power meter with a thermocouple detector or equivalent if all of the following conditions are satisfied:
The EUT is configured to transmit continuously or to transmit with a consistent duty cycle.
At all times when the EUT is transmitting, it must be transmitting at its maximum power control level. The integration period of the power meter exceeds the repetition period of the transmitted signal by at least a factor of five.
2. If the transmitter does not transmit continuously, measure the duty cycle, x , of the transmitter output signal as described in 12.2 in C63.10-2020.
3. Measure the average power of the transmitter. This measurement is an average over both the on and off periods of the transmitter.
4. Adjust the measurement in dBm by adding $10 \log (1/x)$ where x is the duty cycle (e.g., $10 \log (1/0.25)$ if the duty cycle is 25%).

Limits:

For client devices in the 5.15-5.25 GHz band, the maximum conducted output power over the frequency band of operation shall not exceed 250 mW provided the maximum antenna gain does not exceed 6 dBi.

For the 5.25-5.35 GHz and 5.47-5.725 GHz bands, the maximum conducted output power over the frequency bands of operation shall not exceed the lesser of 250 mW or $11 \text{ dBm} + 10 \log B$, where B is the 26dB emission bandwidth in megahertz.

For the band 5.725-5.85 GHz, the maximum conducted output power over the frequency band of operation shall not exceed 1 W.

Test result as below table

IEEE 802.11a modulation Test Result

Band	Channel	Channel Frequency (MHz)	Maximum Conducted Output Power (dBm)		Power Limit (dBm)
			Ant1	Ant2	
U-NII-1	Low	5180	17.1	19.0	24.00
	Middle	5200	18.1	19.5	24.00
	High	5240	19.2	19.7	24.00
U-NII-2A	Low	5260	17.8	17.5	24.00
	Middle	5280	18.0	17.5	24.00
	High	5320	18.6	17.0	24.00
U-NII-2C	Low	5500	18.2	17.6	24.00
	Middle	5580	19.1	19.3	24.00
	High	5700	16.0	17.9	24.00
		5720	16.7	18.2	24.00
U-NII-3	Low	5745	15.7	17.5	30.00
	Middle	5785	15.9	18.2	30.00
	High	5825	16.0	17.8	30.00

IEEE 802.11n-HT20 modulation Test Result

Band	Channel	Channel Frequency (MHz)	Maximum Conducted Output Power (dBm)			Power Limit (dBm)
			Ant1	Ant2	SUM	
U-NII-1	Low	5180	13.4	14.2	16.83	24.00
	Middle	5200	13.8	14.4	17.12	24.00
	High	5240	15.3	16.0	18.67	24.00
U-NII-2A	Low	5260	13.8	14.7	17.28	24.00
	Middle	5280	13.9	14.6	17.27	24.00
	High	5320	14.5	15.3	17.93	24.00
U-NII-2C	Low	5500	12.9	11.5	15.27	24.00
	Middle	5580	15.0	13.8	17.45	24.00
	High	5700	11.6	11.1	14.37	24.00
		5720	13.2	12.4	15.83	24.00
U-NII-3	Low	5745	14.0	14.3	17.16	30.00
	Middle	5785	15.2	15.3	18.26	30.00
	High	5825	15.1	15.0	18.06	30.00

IEEE 802.11n-HT40 modulation Test Result

Band	Channel	Channel Frequency (MHz)	Maximum Conducted Output Power (dBm)			Power Limit (dBm)
			Ant1	Ant2	SUM	
U-NII-1	Low	5190	11.6	12.3	14.97	24.00
	High	5230	15.4	15.9	18.67	24.00
U-NII-2A	Low	5270	14.1	14.7	17.42	24.00
	High	5310	12.1	12.6	15.37	24.00
U-NII-2C	Low	5510	11.5	10.5	14.04	24.00
	Middle	5550	14.5	13.1	16.87	24.00
	High	5670	14.0	13.3	16.67	24.00
		5710	13.7	12.7	16.24	24.00
U-NII-3	Low	5755	14.0	14.0	17.01	30.00
	High	5795	14.3	14.2	17.26	30.00

IEEE 802.11ac-VHT20 modulation Test Result

Band	Channel	Channel Frequency (MHz)	Maximum Conducted Output Power (dBm)			Power Limit (dBm)
			Ant1	Ant2	SUM	
U-NII-1	Low	5180	13.5	15.1	17.38	24.00
	Middle	5200	13.9	15.1	17.55	24.00
	High	5240	15.4	16.6	19.05	24.00
U-NII-2A	Low	5260	13.9	15.2	17.61	24.00
	Middle	5280	13.9	15.1	17.55	24.00
	High	5320	14.5	15.6	18.10	24.00
U-NII-2C	Low	5500	12.9	11.7	15.35	24.00
	Middle	5580	14.9	14.0	17.48	24.00
	High	5700	11.7	11.2	14.47	24.00
		5720	13.2	12.7	15.97	24.00
U-NII-3	Low	5745	14.1	14.4	17.26	30.00
	Middle	5785	15.1	15.4	18.26	30.00
	High	5825	15.0	15.1	18.06	30.00

IEEE 802.11ac-VHT40 modulation Test Result

Band	Channel	Channel Frequency (MHz)	Maximum Conducted Output Power (dBm)			Power Limit (dBm)
			Ant1	Ant2	SUM	
U-NII-1	Low	5190	10.9	12.4	14.72	24.00
	High	5230	14.4	15.5	18.00	24.00
U-NII-2A	Low	5270	13.1	12.9	16.01	24.00
	High	5310	11.0	13.4	15.37	24.00
U-NII-2C	Low	5510	10.4	9.8	13.12	24.00
	Middle	5550	13.4	12.9	16.17	24.00
	High	5670	13.1	12.8	15.96	24.00
		5710	13.4	12.2	15.85	24.00
U-NII-3	Low	5755	13.7	13.4	16.56	30.00
	High	5795	14.1	13.5	16.82	30.00

IEEE 802.11ac-VHT80 modulation Test Result

Band	Channel	Channel Frequency (MHz)	Maximum Conducted Output Power (dBm)			Power Limit (dBm)
			Ant1	Ant2	SUM	
U-NII-1	42	5210	11.0	11.8	14.43	24.00
U-NII-2A	58	5290	10.1	10.9	13.53	24.00
U-NII-2C	Low	5530	10.0	9.7	12.86	24.00
	Middle	5610	13.3	12.7	16.02	24.00
	High	5690	13.6	12.9	16.27	24.00
U-NII-3	155	5755	11.9	12.1	15.01	30.00

NOTE 1: the 11 dBm + 10 log B is greater than 250mW.

NOTE 2: $Power^{SUM} = 10 * \text{Log}(10^{(PowerAnt1/10)} + 10^{(PowerAnt2/10)})$

9.4 Maximum Power Spectral Density

Test Method (Method SA-2 in C63.10-2020)

The EUT was placed on 0.8m height table, the RF output of EUT was connected to the test receiver by RF cable. The path loss was compensated to the results for each measurement. (trace averaging across on and off times of the EUT transmissions, followed by duty cycle correction).

1. Measure the duty cycle.
2. Set span to encompass the entire emission bandwidth (EBW) of the signal.
3. Set RBW = 1 MHz.
4. Set VBW \geq 3 MHz.
5. Number of points in sweep \geq 2 Span / RBW.
6. Sweep time = auto.
7. Detector = RMS
8. Trace average at least 100 traces in power averaging mode.
9. Add $10 \log(1/x)$, where x is the duty cycle, to the measured power in order to compute the average power during the actual transmission times. For example, add $10 \log(1/0.25) = 6$ dB if the duty cycle is 25 percent.

Limit:

The maximum power spectral density shall not exceed 11dBm for the 5.15-5.25GHz, 5.25-5.35GHz, 5.47-5.725 GHz Band in any 1 megahertz band.

For the band 5.725-5.85 GHz, the maximum power spectral density shall not exceed 30 dBm in any 500kHz band.



IEEE 802.11a modulation Test Result

Band	Channel	Channel Frequency (MHz)	Maximum PSD (dBm/MHz)		PSD Limit (dBm/MHz)	
			Ant1	Ant2		
U-NII-1	Low	5180	3.68	5.60	11.00	
	Middle	5200	4.66	6.83	11.00	
	High	5240	5.01	7.61	11.00	
U-NII-2A	Low	5260	3.99	6.32	11.00	
	Middle	5280	4.59	6.72	11.00	
	High	5320	4.57	6.57	11.00	
U-NII-2C	Low	5500	4.09	4.29	11.00	
	Middle	5580	5.13	5.48	11.00	
	High	5700	2.92	3.79	11.00	
		5720_UNII-2C	4.00	4.50	11.00	
U-NII-3		5720_UNII-3	1.30	1.89	30.00	
	Channel	Channel Frequency (MHz)	Maximum PSD (dBm/500kHz)		PSD Limit (dBm/500kHz)	
			Ant1	Ant2		
		Low	5745	0.69	2.08	30.00
		Middle	5785	0.64	2.07	30.00
		High	5825	1.78	3.01	30.00

IEEE 802.11n-HT20 modulation Test Result

Band	Channel	Channel Frequency (MHz)	Maximum PSD (dBm/MHz)			PSD Limit (dBm/MHz)	
			Ant1	Ant2	SUM		
U-NII-1	Low	5180	3.07	3.04	6.07	11.00	
	Middle	5200	4.64	3.55	7.14	11.00	
	High	5240	5.3	4.44	7.90	11.00	
U-NII-2A	Low	5260	4.05	3.03	6.58	11.00	
	Middle	5280	4.43	2.35	6.52	11.00	
	High	5320	4.38	4.12	7.26	11.00	
U-NII-2C	Low	5500	3.37	0.02	5.02	11.00	
	Middle	5580	4.91	1.98	6.70	11.00	
	High	5700	2.14	-0.68	3.97	11.00	
		5720_UNII-2C	3.73	1.26	5.68	11.00	
U-NII-3		5720_UNII-3	1.21	-1.24	3.17	30.00	
	Channel	Channel Frequency (MHz)	Maximum PSD (dBm/500kHz)			PSD Limit (dBm/500kHz)	
			Ant1	Ant2	SUM		
		Low	5745	0.87	1.09	3.99	30.00
		Middle	5785	1.06	1.20	4.14	30.00
		High	5825	2.09	1.98	5.05	30.00



IEEE 802.11n-HT40_MIMO modulation Test Result

Band	Channel	Frequency (MHz)	Maximum PSD (dBm/MHz)			PSD Limit (dBm/MHz)
			Ant1	Ant2	SUM	
U-NII-1	Low	5190	0.14	-0.78	2.71	11.00
	High	5230	2.54	2.48	5.52	11.00
U-NII-2A	Low	5270	1.40	1.31	4.37	11.00
	High	5310	0.07	-0.23	2.93	11.00
U-NII-2C	Low	5510	-1.25	-3.45	0.80	11.00
	Middle	5550	2.17	0.40	4.38	11.00
	High	5670	1.36	0.10	3.79	11.00
5710_UNII-2C		0.88	-0.39	3.30	11.00	
U-NII-3	Low	5710_UNII-3	-3.06	-4.22	-0.59	11.00
		Frequency (MHz)	Maximum PSD (dBm/500kHz)			PSD Limit (dBm/500kHz)
		Ant1	Ant2	SUM		
	5755	-1.63	-0.86	1.78	30.00	
High	5795	-1.52	-1.06	1.73	30.00	

IEEE 802.11ac-VHT20_MIMO modulation Test Result

Band	Channel	Channel Frequency (MHz)	Maximum PSD (dBm/MHz)			PSD Limit (dBm/MHz)
			Ant1	Ant2	SUM	
U-NII-1	Low	5180	3.02	2.73	5.89	11.00
	Middle	5200	4.67	3.41	7.10	11.00
	High	5240	5.60	4.44	8.07	11.00
U-NII-2A	Low	5260	4.02	3.13	6.61	11.00
	Middle	5280	3.99	3.46	6.74	11.00
	High	5320	3.67	4.17	6.94	11.00
U-NII-2C	Low	5500	2.87	0.05	4.70	11.00
	Middle	5580	4.63	2.19	6.59	11.00
	High	5700	2.47	-0.46	4.26	11.00
		5720_UNII-2C	2.44	1.48	5.00	11.00
U-NII-3		5720_UNII-3	-0.41	-0.73	2.44	11.00
	Channel	Channel Frequency (MHz)	Maximum PSD (dBm/500kHz)			PSD Limit (dBm/500kHz)
	Ant1	Ant2	SUM			
	Low	5745	1.01	1.26	4.15	30.00
	Middle	5785	1.23	1.30	4.28	30.00
High	5825	2.25	1.81	5.05	30.00	



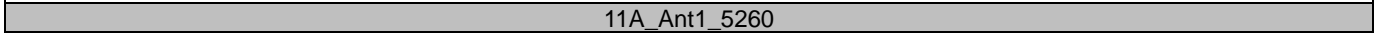
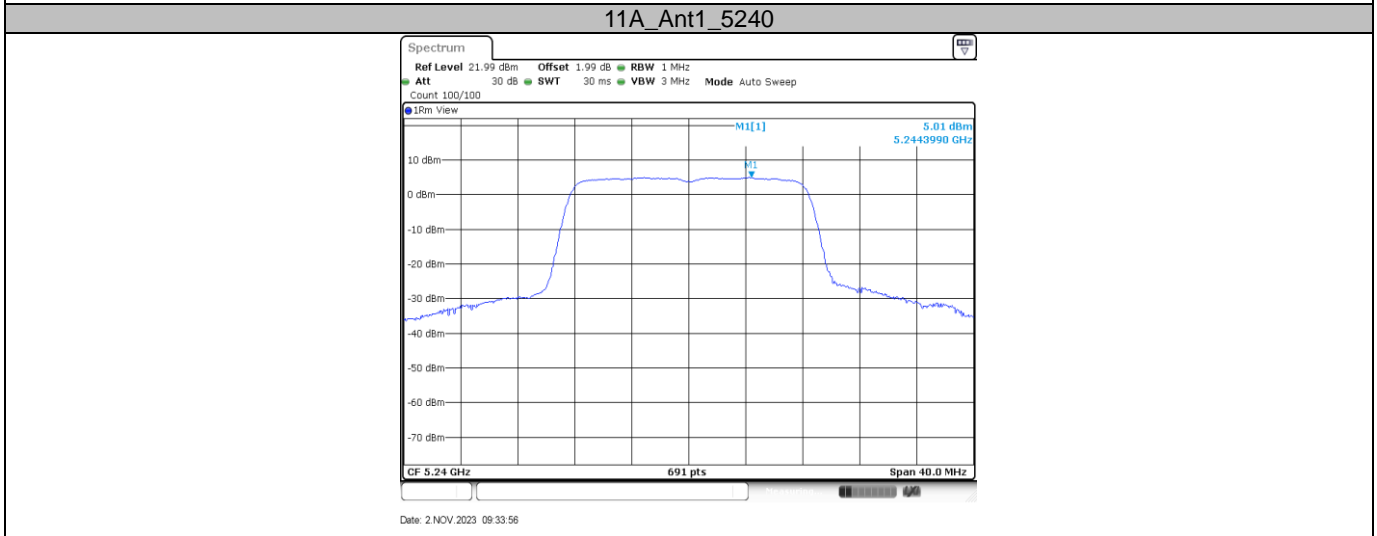
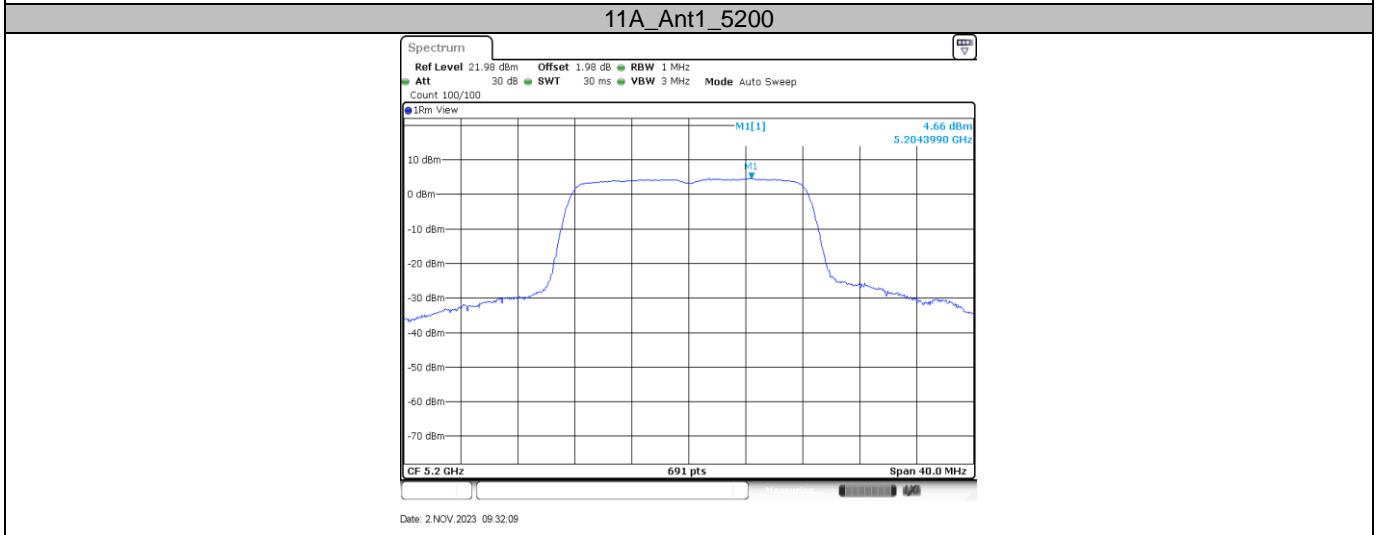
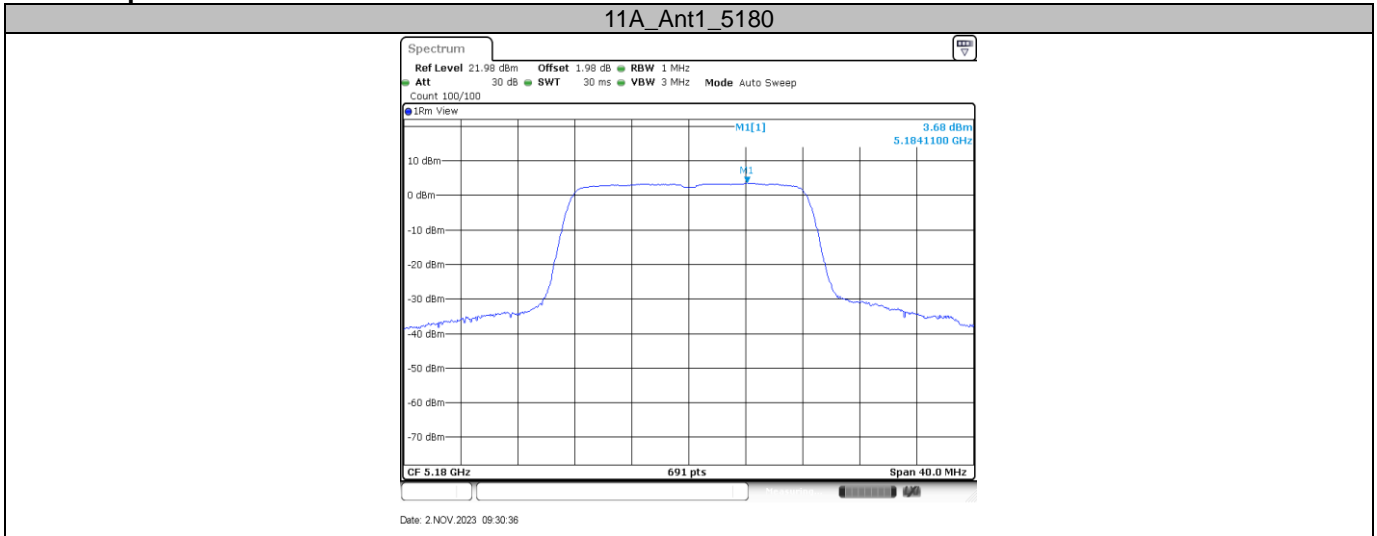
IEEE 802.11ac-VHT40_MIMO modulation Test Result

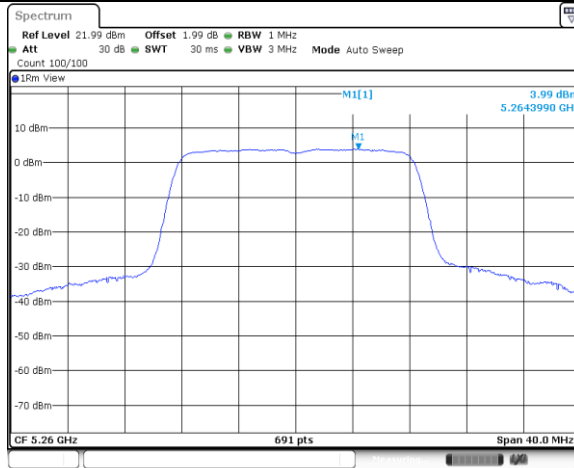
Band	Channel	Frequency (MHz)	Maximum PSD (dBm/MHz)			PSD Limit (dBm/MHz)
			Ant1	Ant2	SUM	
U-NII-1	Low	5190	-0.73	0.73	3.07	11.00
	High	5230	2.26	4.42	6.48	11.00
U-NII-2A	Low	5270	1.25	3.50	5.53	11.00
	High	5310	-0.71	2.25	4.03	11.00
U-NII-2C	Low	5510	-1.38	-1.22	1.71	11.00
	Middle	5550	2.10	2.81	5.48	11.00
	High	5670	1.02	2.15	4.63	11.00
5710_UNII-2C		0.78	1.83	4.35	11.00	
U-NII-3	Low	5710_UNII-3	-3.24	-2.22	0.31	11.00
		Frequency (MHz)	Maximum PSD (dBm/500kHz)			PSD Limit (dBm/500kHz)
		Ant1	Ant2	SUM		
	5755	-0.89	-0.05	2.56	30.00	
High	5795	-0.77	-0.26	2.50	30.00	

IEEE 802.11ac-VHT80_MIMO modulation Test Result

Band	Channel	Frequency (MHz)	Maximum PSD (dBm/MHz)			PSD Limit (dBm/MHz)
			Ant1	Ant2	SUM	
U-NII-1	42	5210	-2.81	-4.54	-0.58	11.00
U-NII-2A	58	5290	-3.87	-2.08	0.13	11.00
U-NII-2C	Low	5530	-3.93	-4.69	-1.28	11.00
	Middle	5610	-1.13	-1.15	1.87	11.00
	High	5690_UNII-2C	-1.08	-0.83	2.06	11.00
5690_UNII-3		-6.77	-6.93	-3.84	11.00	
Band	Channel	Frequency (MHz)	Maximum PSD (dBm/500kHz)			PSD Limit (dBm/500kHz)
Ant1	Ant2	SUM				
U-NII-3	155	5775	-4.95	-2.81	-0.74	30.00

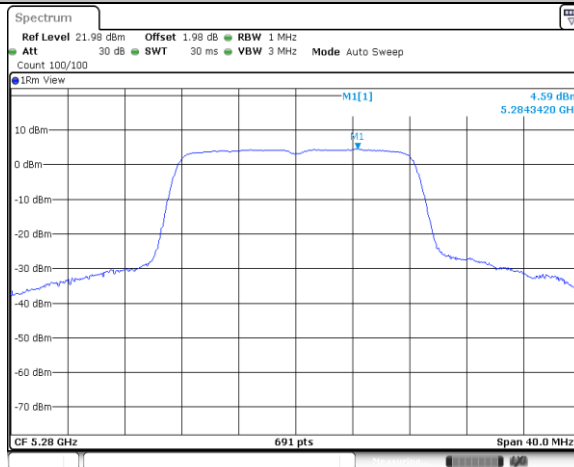
Test Graphs:





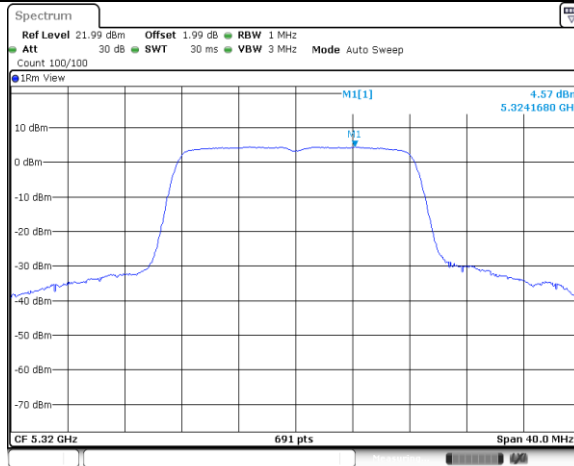
Date: 2 NOV 2023 09:35:47

11A_Ant1_5280



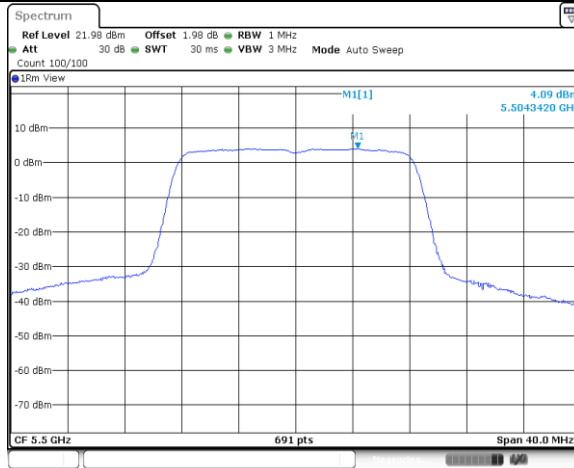
Date: 2 NOV 2023 09:37:15

11A_Ant1_5320



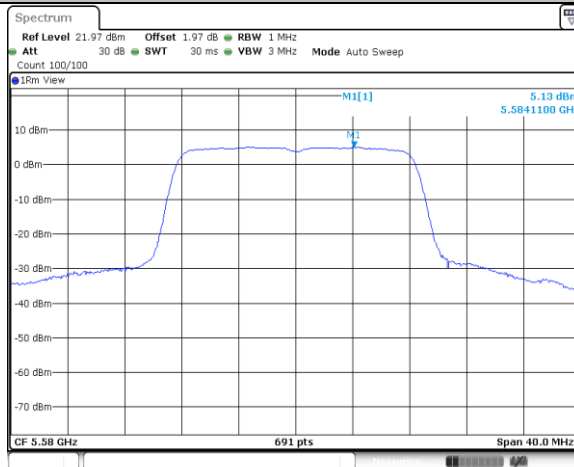
Date: 2 NOV 2023 09:39:30

11A_Ant1_5500



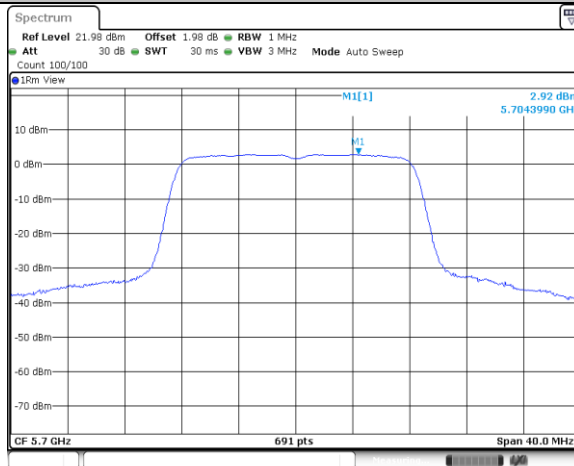
Date: 2 NOV 2023 09:41:46

11A_Ant1_5580



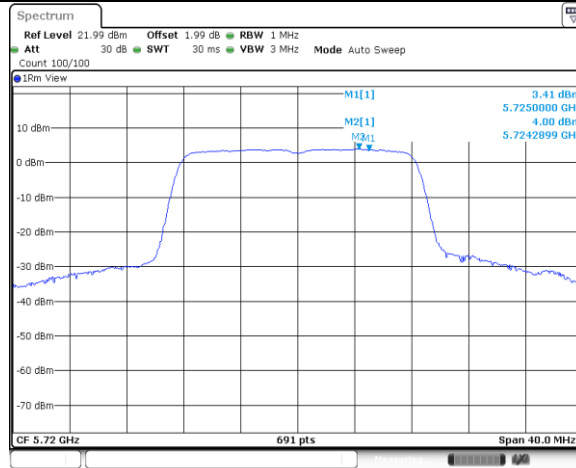
Date: 2 NOV 2023 09:43:55

11A_Ant1_5700



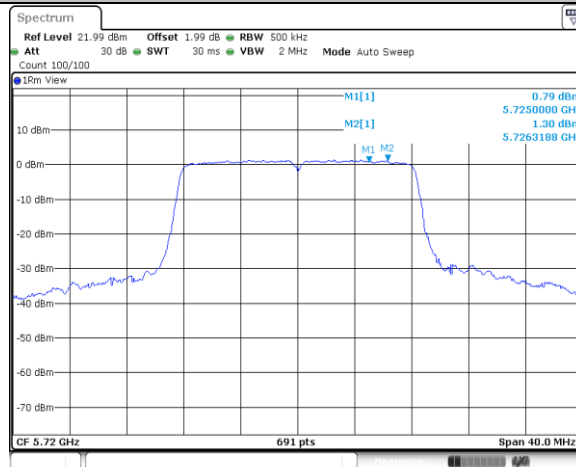
Date: 2 NOV 2023 09:45:09

11A_Ant1_5720_UNII-2C



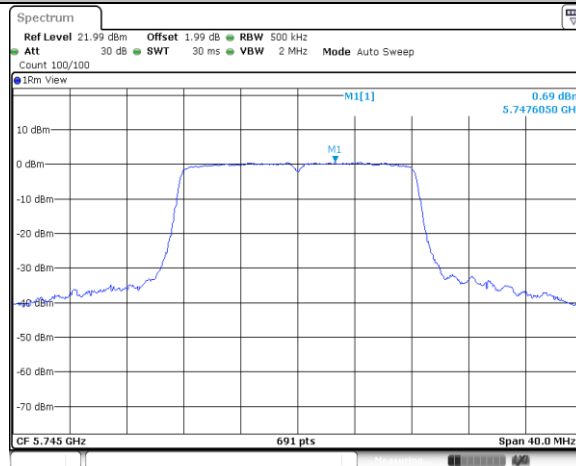
Date: 2 NOV 2023 09:52:37

11A_Ant1_5720_UNII-3



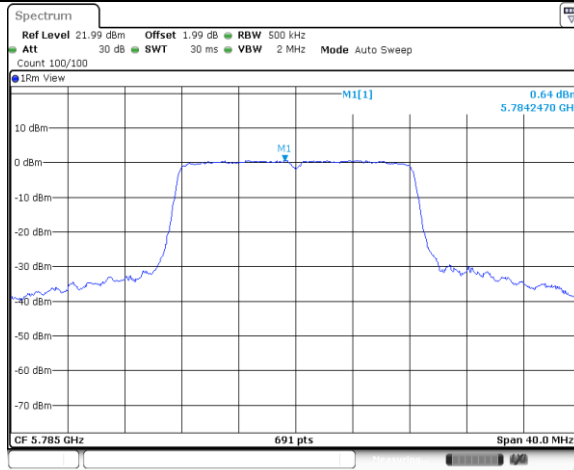
Date: 2 NOV 2023 09:52:46

11A_Ant1_5745



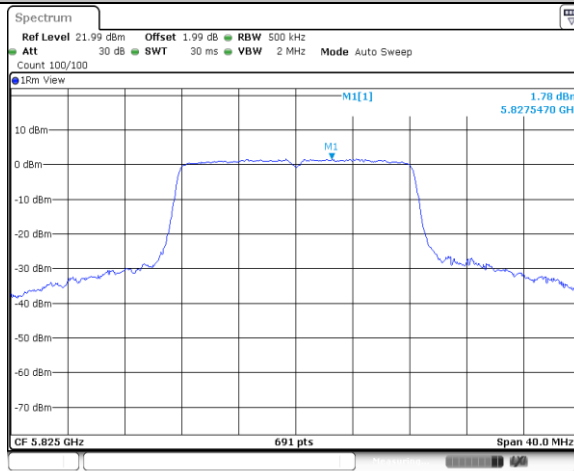
Date: 2 NOV 2023 09:54:31

11A_Ant1_5785



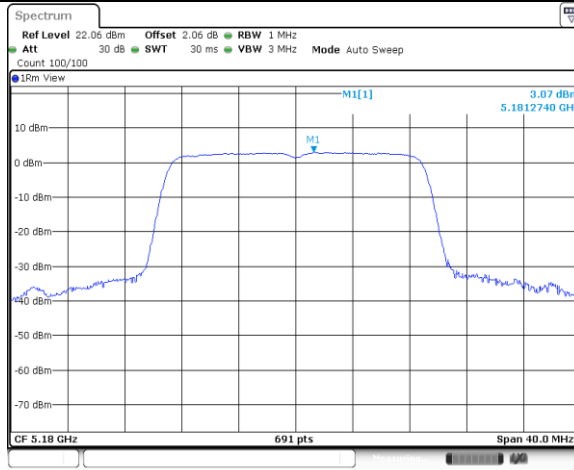
Date: 2 NOV 2023 09:56:12

11A_Ant1_5825



Date: 2 NOV 2023 09:57:45

11N20SISO_Ant1_5180



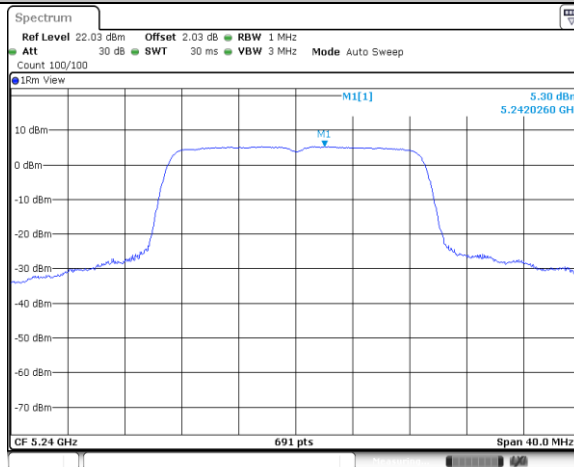
Date: 2 NOV 2023 10:00:54

11N20SISO_Ant1_5200



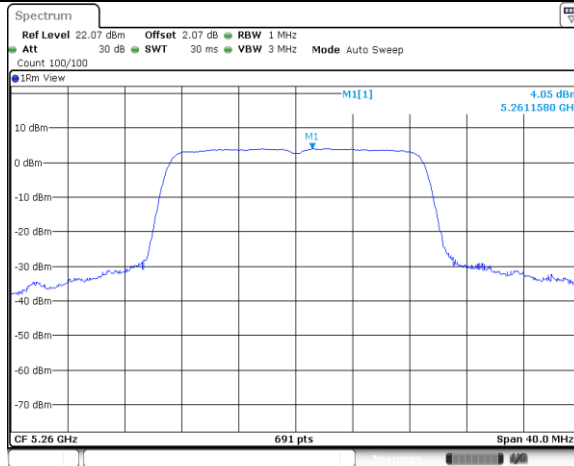
Date: 2 NOV 2023 10:02:33

11N20SISO_Ant1_5240



Date: 2 NOV 2023 10:04:34

11N20SISO_Ant1_5260



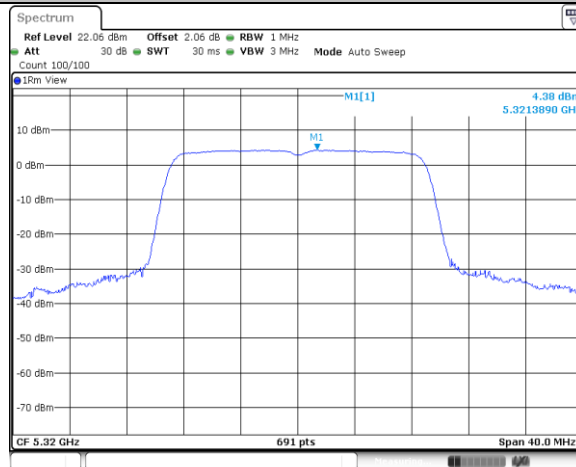
Date: 2 NOV 2023 10:08:06

11N20SISO_Ant1_5280



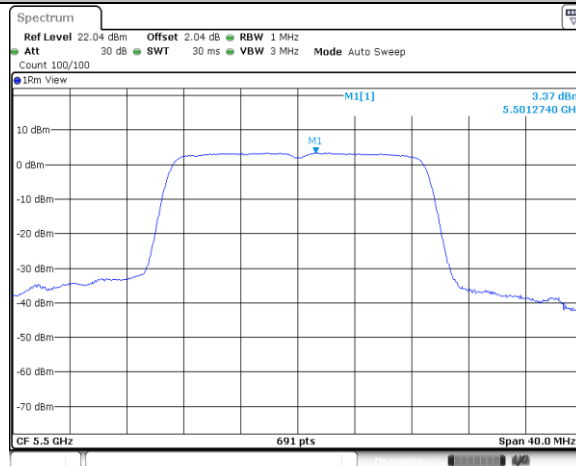
Date: 2 NOV 2023 10:10:10

11N20SISO_Ant1_5320



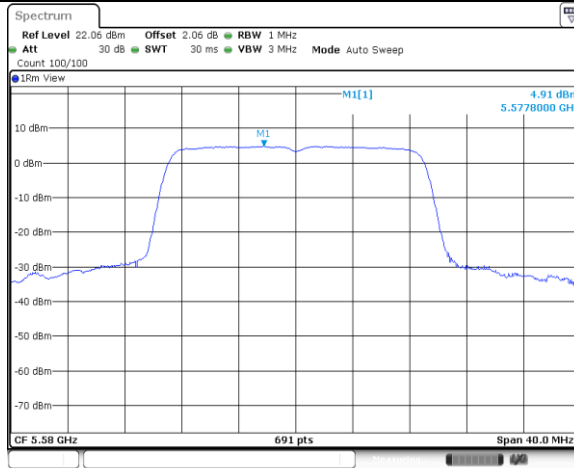
Date: 2 NOV 2023 10:11:46

11N20SISO_Ant1_5500



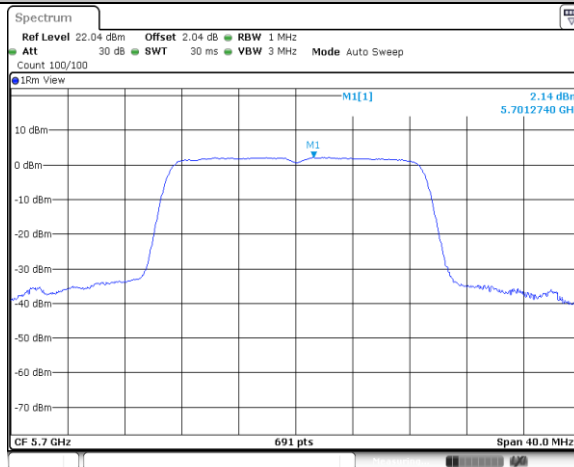
Date: 2 NOV 2023 10:13:39

11N20SISO_Ant1_5580



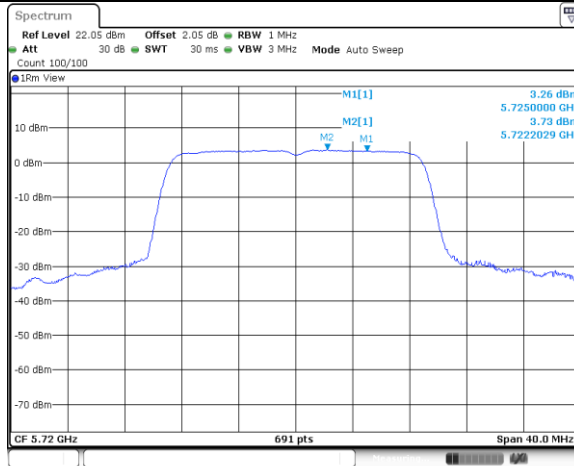
Date: 2 NOV 2023 10:15:38

11N20SISO_Ant1_5700



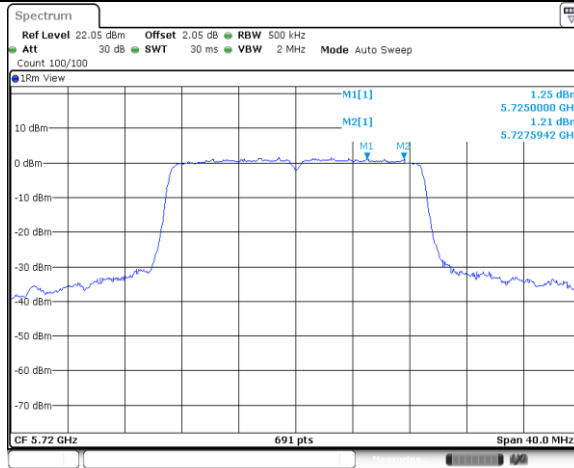
Date: 2 NOV 2023 10:17:17

11N20SISO_Ant1_5720_UNII-2C



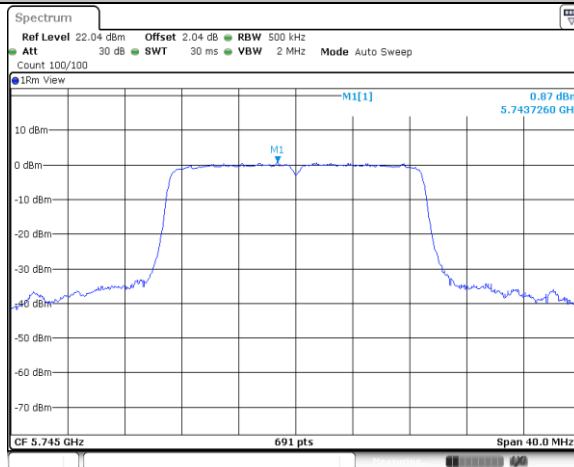
Date: 2 NOV 2023 10:19:09

11N20SISO_Ant1_5720_UNII-3



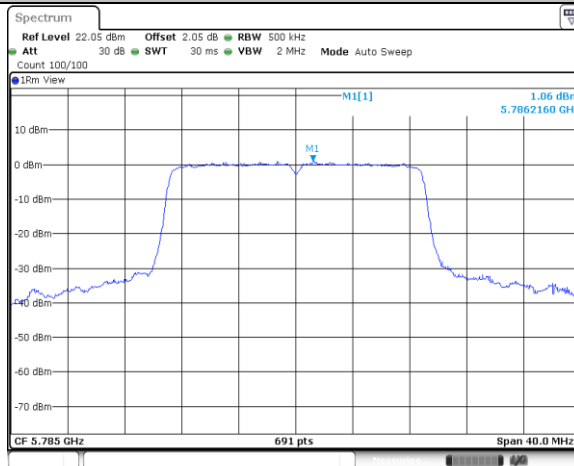
Date: 2 NOV 2023 10:19:17

11N20SISO_Ant1_5745



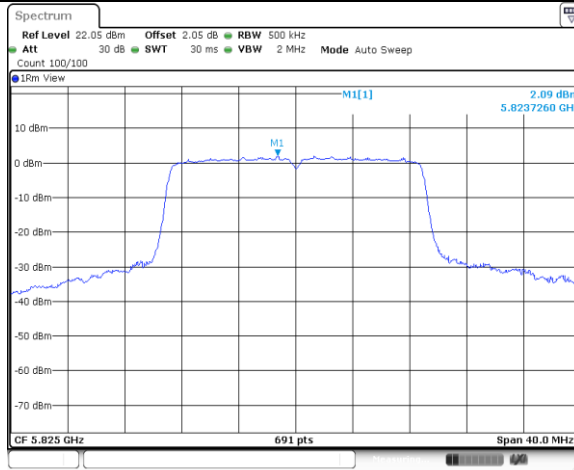
Date: 2 NOV 2023 10:21:05

11N20SISO_Ant1_5785



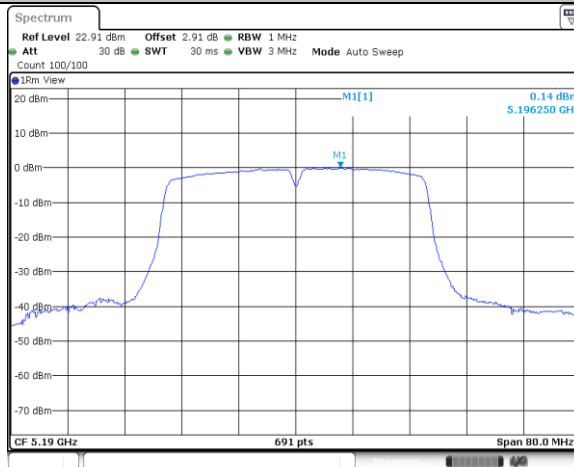
Date: 2 NOV 2023 10:23:07

11N20SISO_Ant1_5825



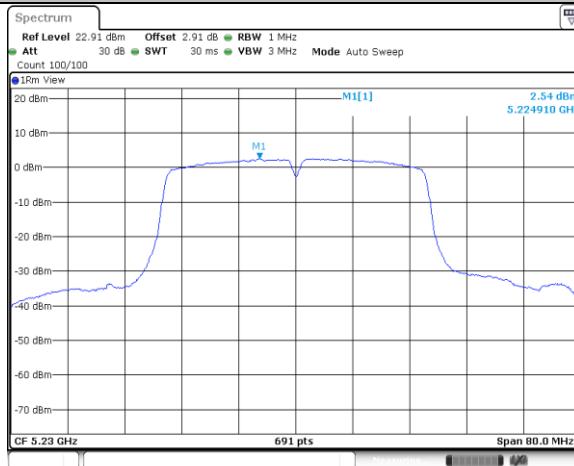
Date: 2 NOV 2023 10:25:45

11N40SISO_Ant1_5190



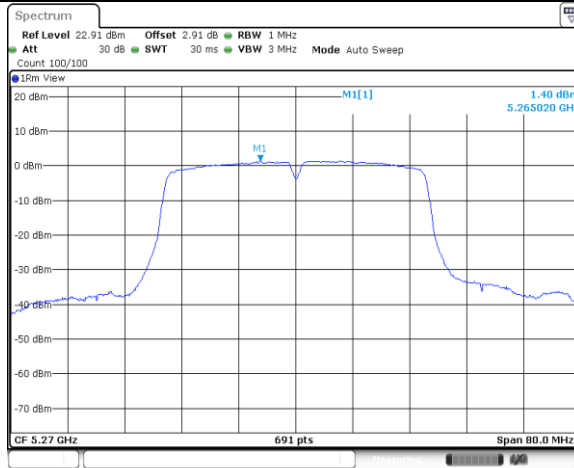
Date: 2 NOV 2023 10:28:13

11N40SISO_Ant1_5230



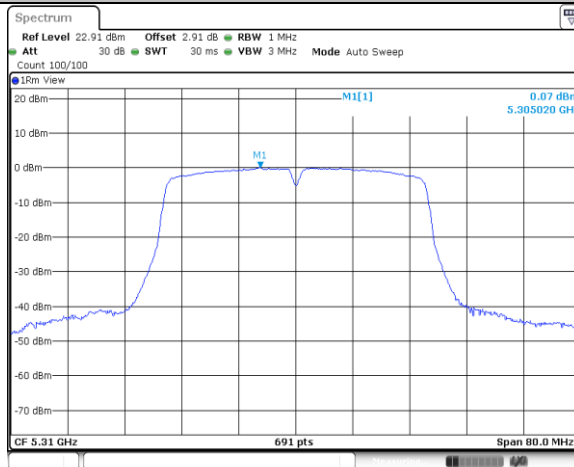
Date: 2 NOV 2023 10:30:08

11N40SISO_Ant1_5270



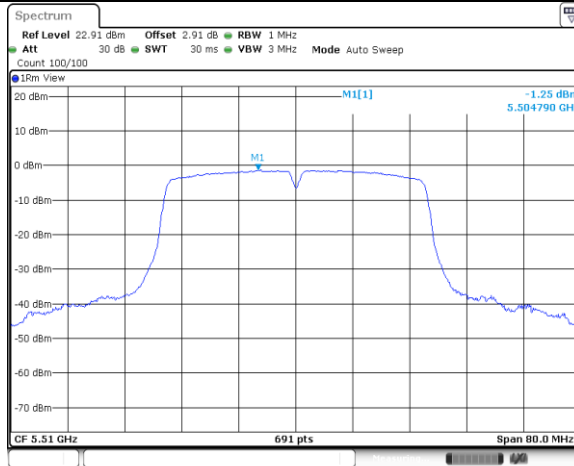
Date: 2 NOV 2023 10:31:37

11N40SISO_Ant1_5310



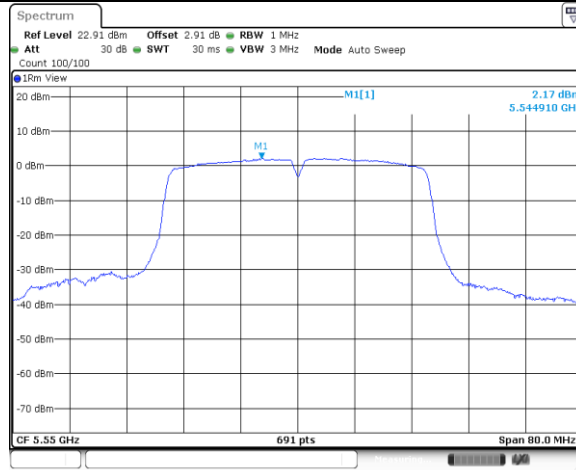
Date: 2 NOV 2023 10:33:16

11N40SISO_Ant1_5510

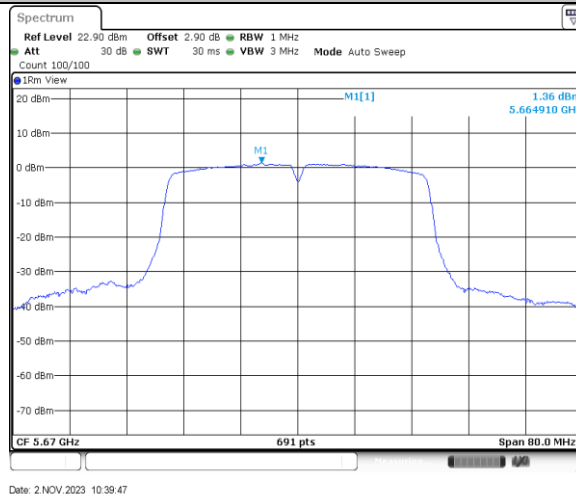


Date: 2 NOV 2023 10:35:27

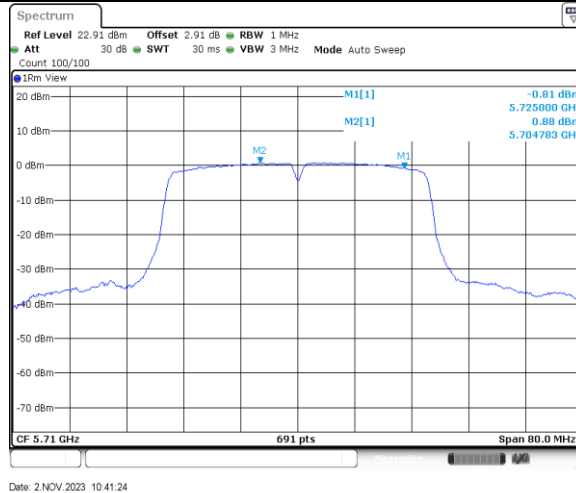
11N40SISO_Ant1_5550



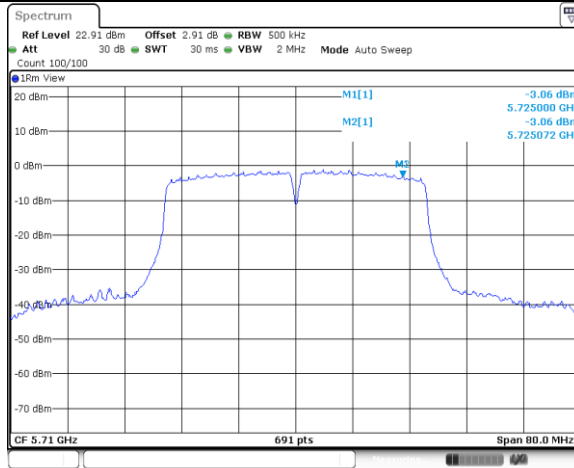
11N40SISO_Ant1_5670



11N40SISO_Ant1_5710_UNII-2C

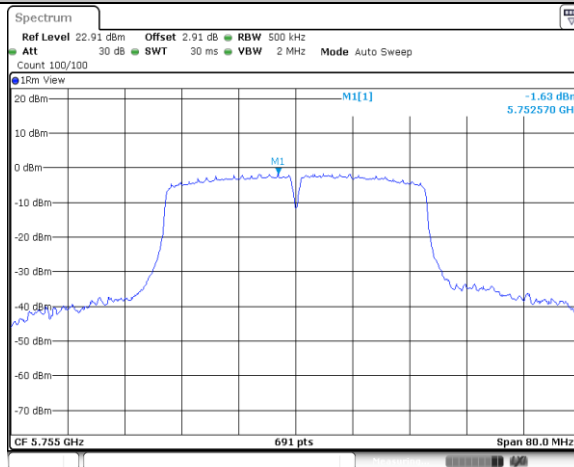


11N40SISO_Ant1_5710_UNII-3



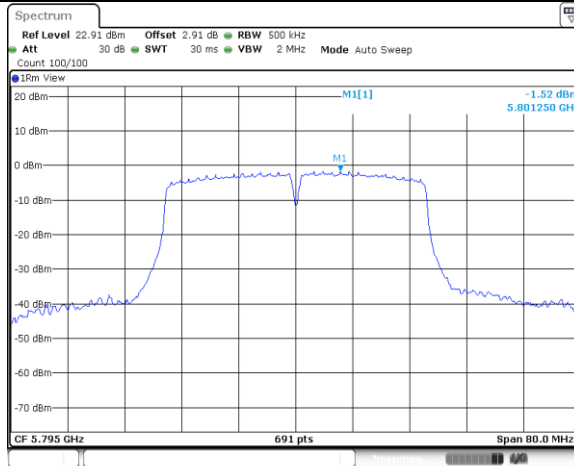
Date: 2 NOV 2023 10:41:32

11N40SISO_Ant1_5755



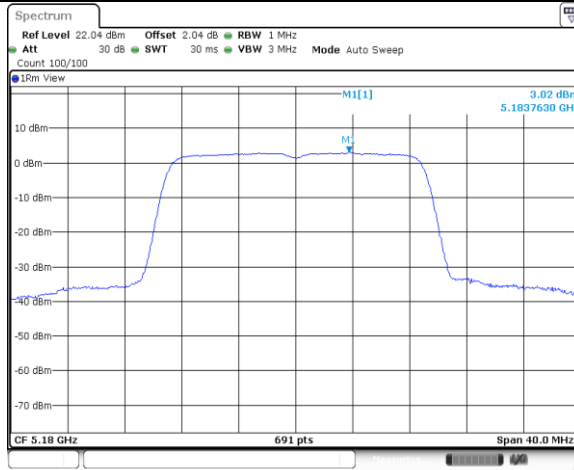
Date: 2 NOV 2023 10:43:19

11N40SISO_Ant1_5795



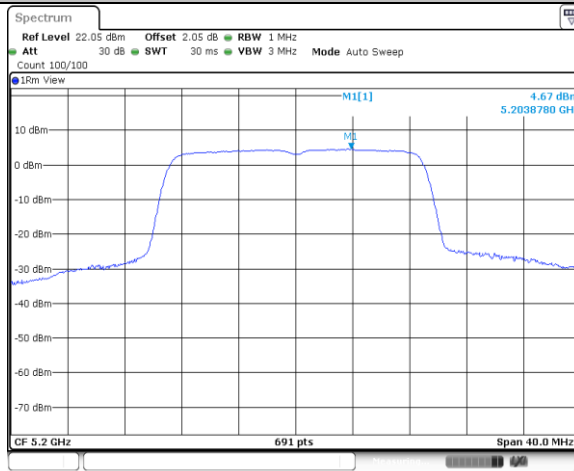
Date: 2 NOV 2023 10:45:08

11AC20SISO_Ant1_5180



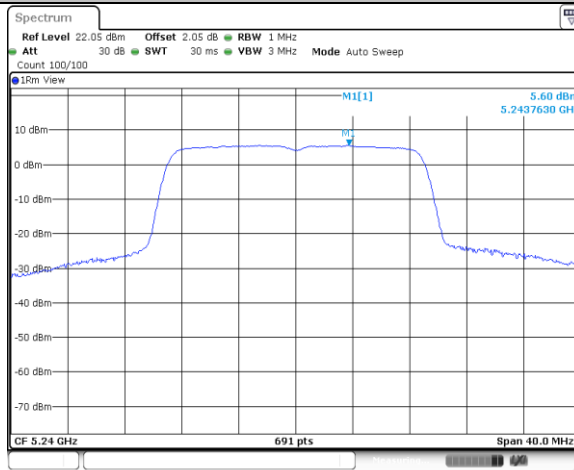
Date: 2 NOV 2023 10:46:46

11AC20SISO_Ant1_5200



Date: 2 NOV 2023 10:49:58

11AC20SISO_Ant1_5240



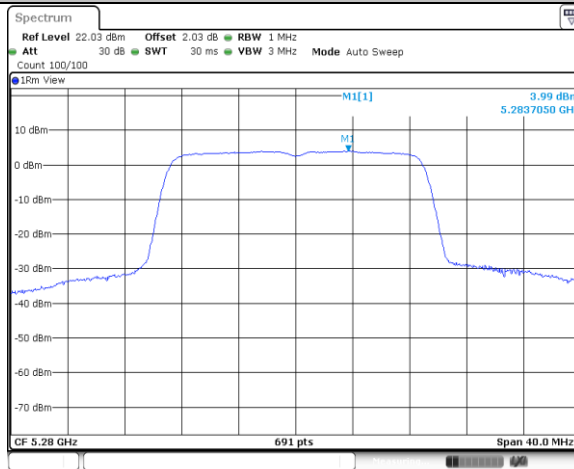
Date: 2 NOV 2023 12:29:41

11AC20SISO_Ant1_5260



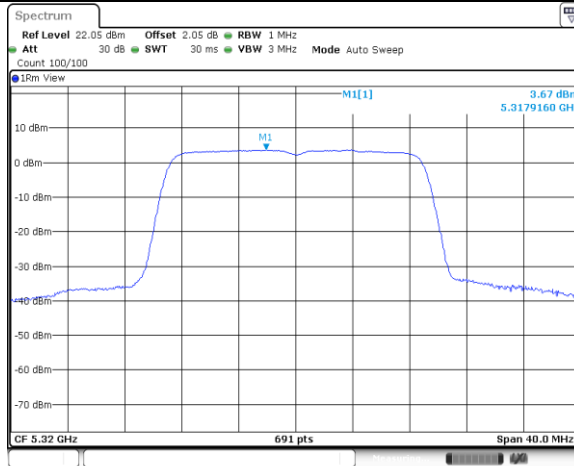
Date: 2 NOV 2023 12:31:04

11AC20SISO_Ant1_5280



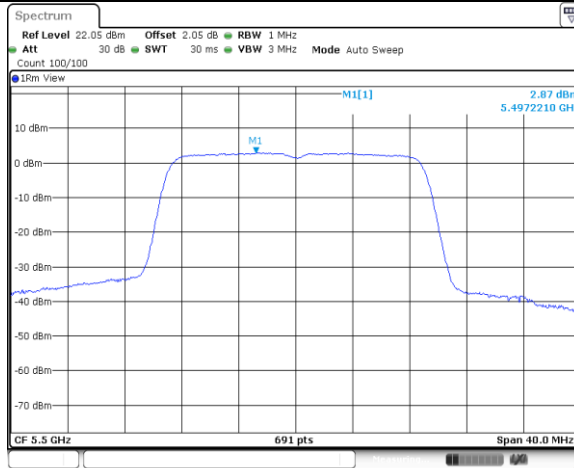
Date: 2 NOV 2023 12:33:12

11AC20SISO_Ant1_5320



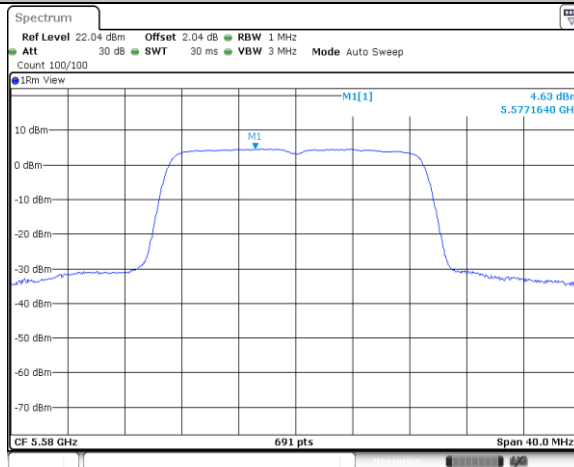
Date: 2 NOV 2023 12:35:17

11AC20SISO_Ant1_5500



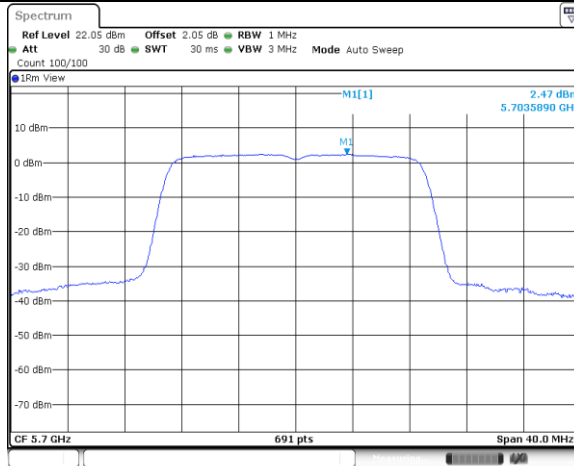
Date: 2 NOV 2023 12:37:40

11AC20SISO_Ant1_5580



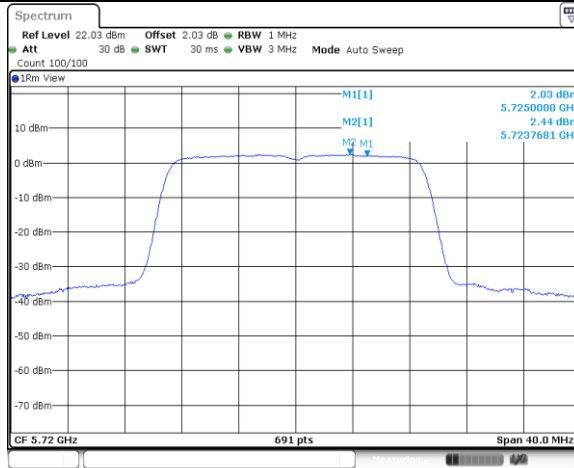
Date: 2 NOV 2023 12:39:09

11AC20SISO_Ant1_5700



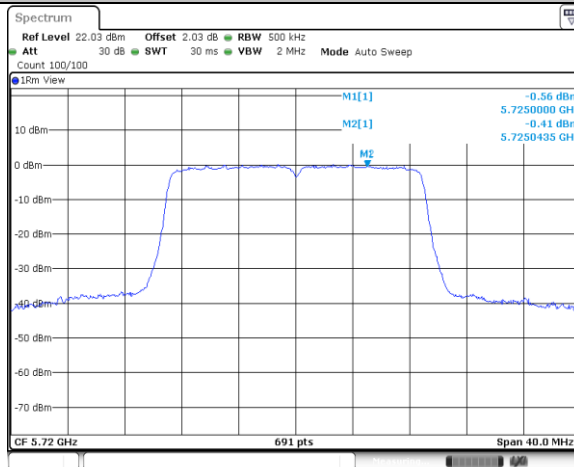
Date: 2 NOV 2023 12:41:17

11AC20SISO_Ant1_5720_UNII-2C



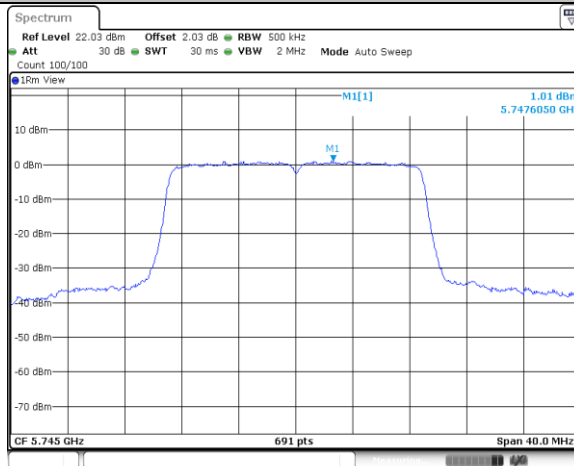
Date: 2 NOV 2023 17:03:07

11AC20SISO_Ant1_5720_UNII-3



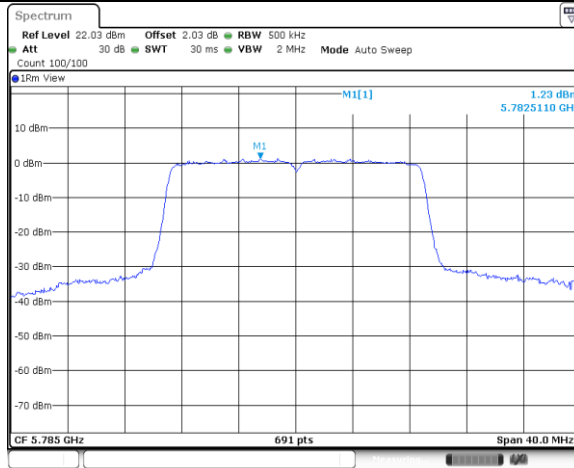
Date: 2 NOV 2023 17:03:16

11AC20SISO_Ant1_5745



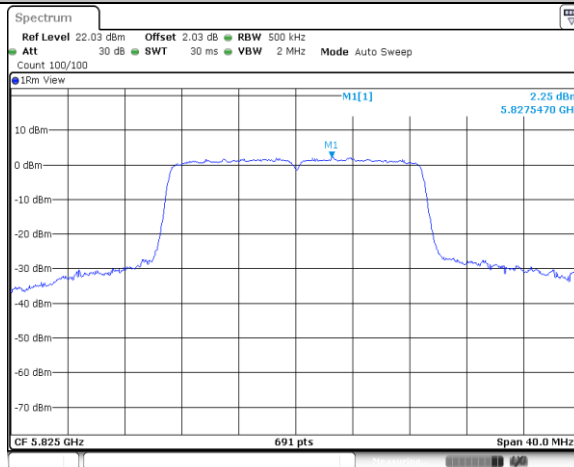
Date: 2 NOV 2023 17:05:39

11AC20SISO_Ant1_5785



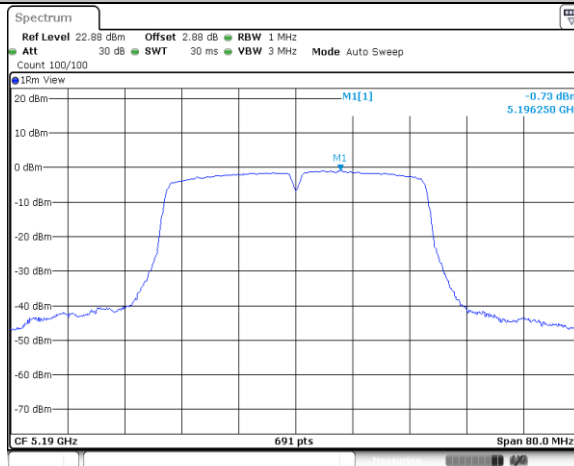
Date: 2 NOV 2023 17:09:02

11AC20SISO_Ant1_5825



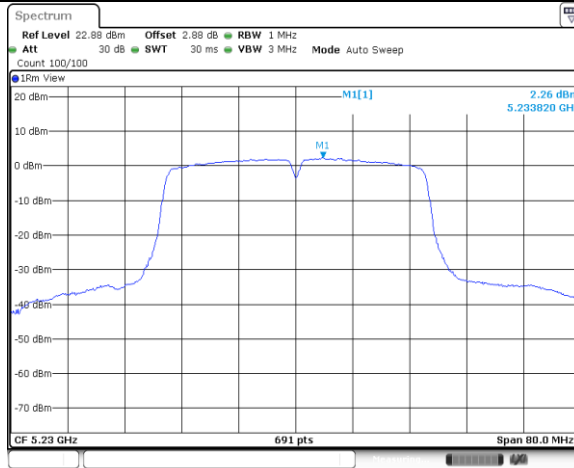
Date: 2 NOV 2023 17:14:08

11AC40SISO_Ant1_5190



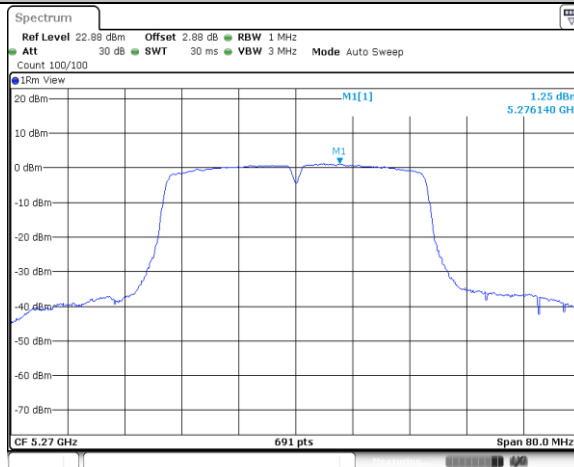
Date: 2 NOV 2023 17:16:17

11AC40SISO_Ant1_5230



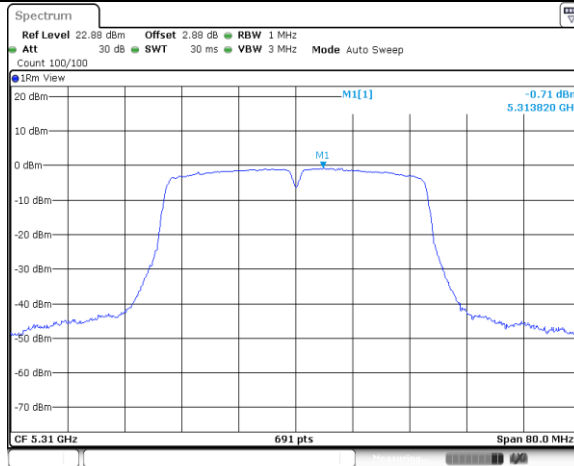
Date: 2 NOV 2023 17:20:54

11AC40SISO_Ant1_5270



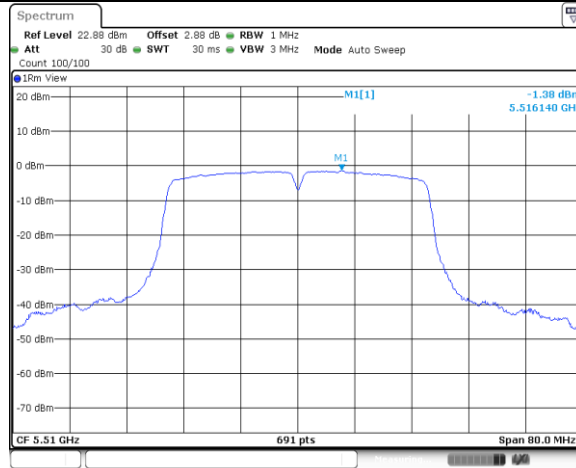
Date: 2 NOV 2023 17:23:06

11AC40SISO_Ant1_5310



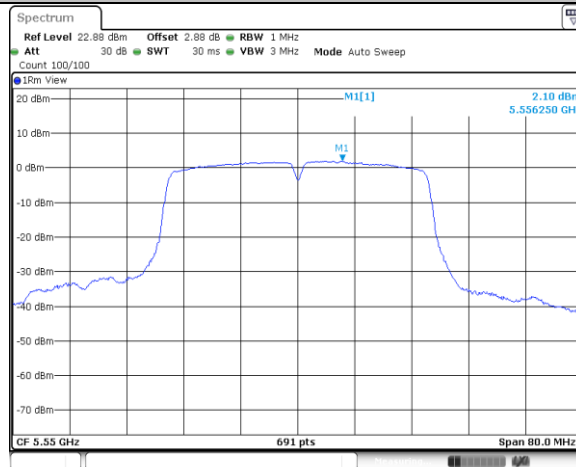
Date: 2 NOV 2023 17:25:12

11AC40SISO_Ant1_5510



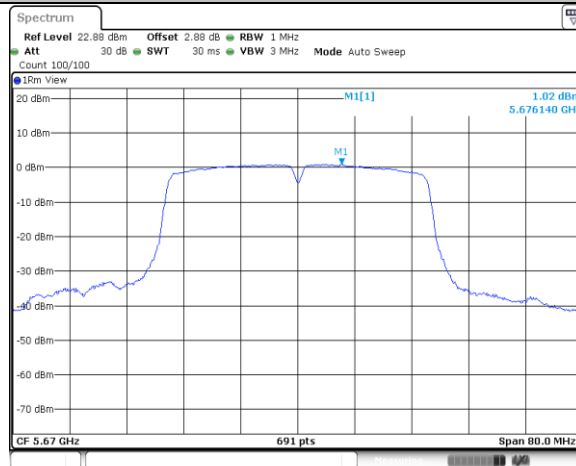
Date: 2 NOV 2023 17:27:09

11AC40SISO_Ant1_5550



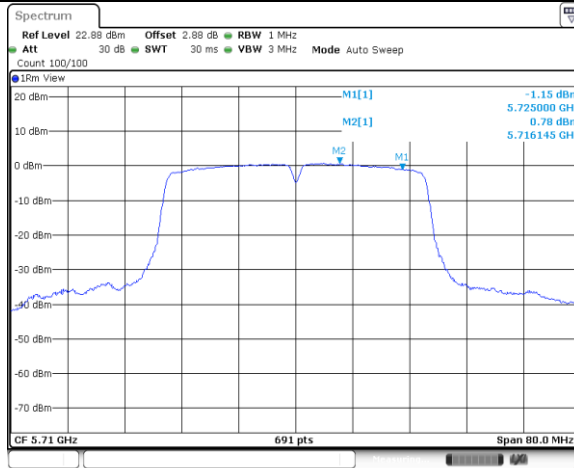
Date: 2 NOV 2023 17:29:36

11AC40SISO_Ant1_5670



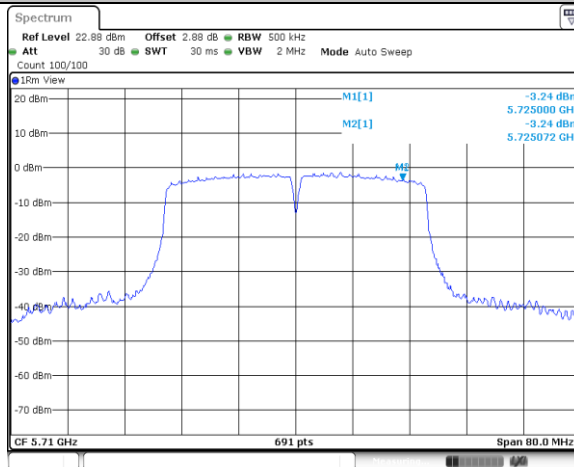
Date: 2 NOV 2023 17:31:28

11AC40SISO_Ant1_5710_UNII-2C



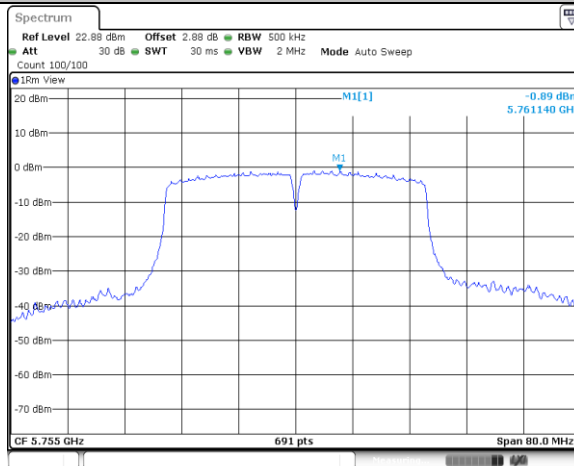
Date: 2 NOV 2023 17:33:52

11AC40SISO_Ant1_5710_UNII-3



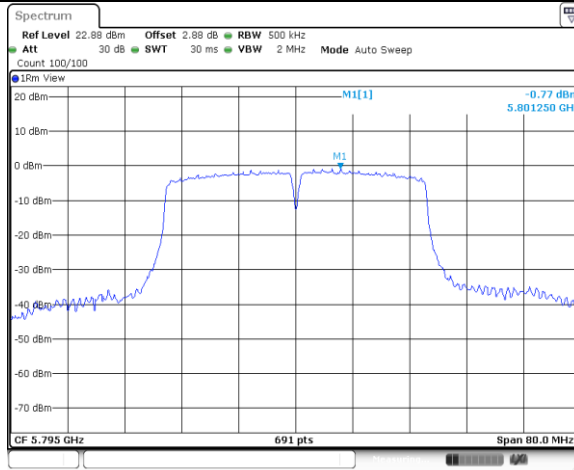
Date: 2 NOV 2023 17:34:01

11AC40SISO_Ant1_5755

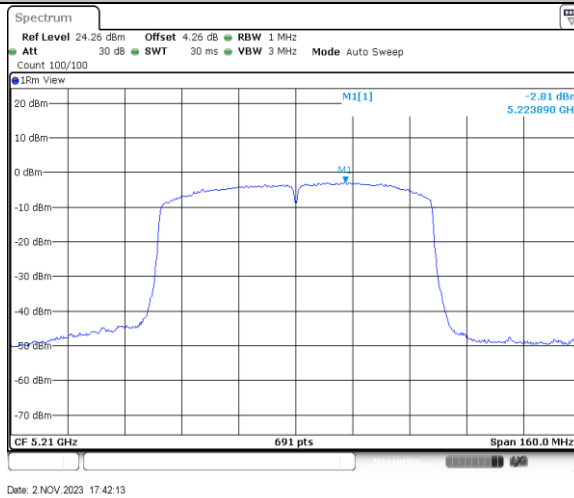


Date: 2 NOV 2023 17:36:42

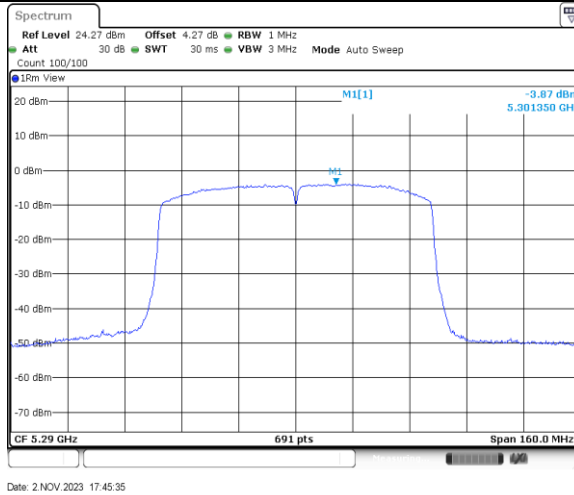
11AC40SISO_Ant1_5795



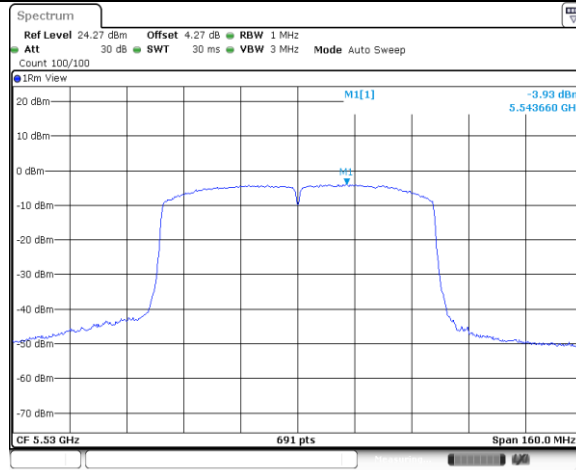
11AC80SISO_Ant1_5210



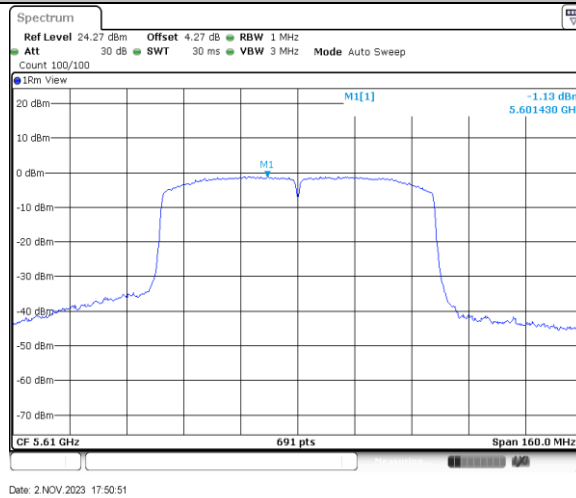
11AC80SISO_Ant1_5290



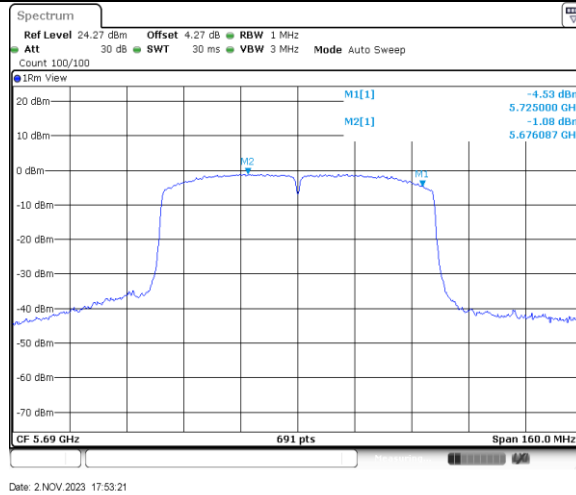
11AC80SISO_Ant1_5530



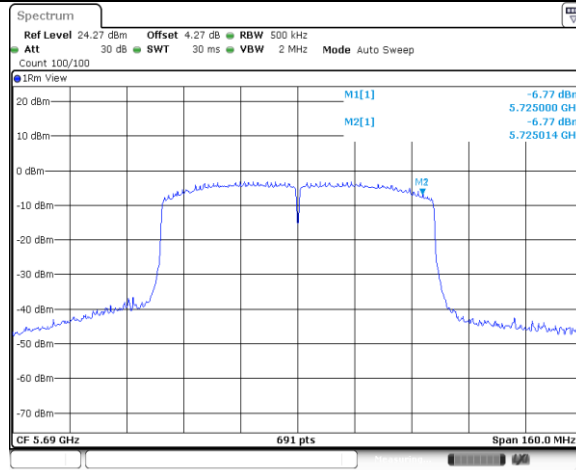
11AC80SISO_Ant1_5610



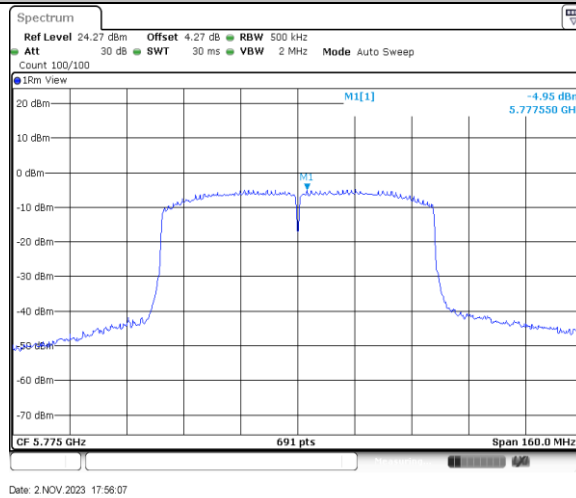
11AC80SISO_Ant1_5690_UNII-2C



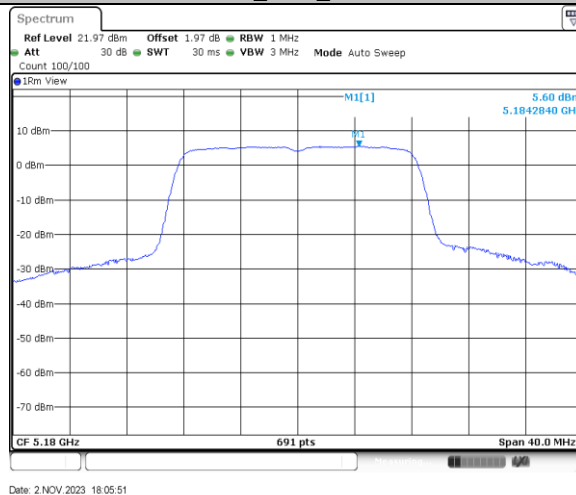
11AC80SISO_Ant1_5690_UNII-3



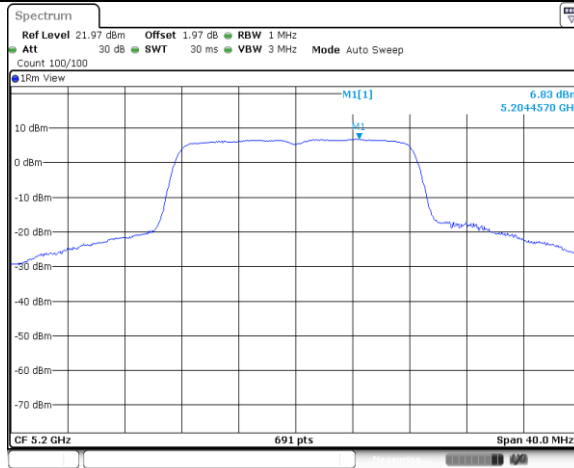
11AC80SISO_Ant1_5775



11A_Ant2_5180

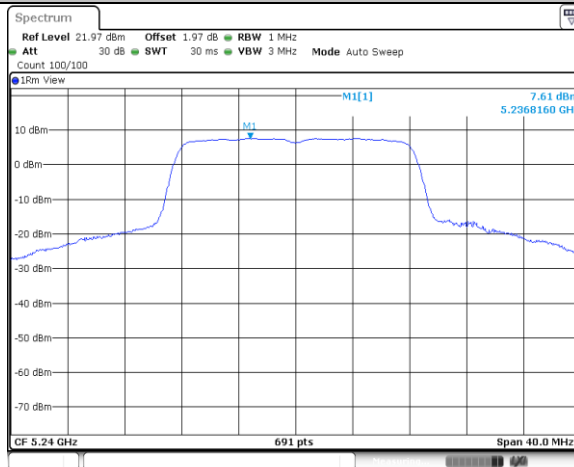


11A_Ant2_5200



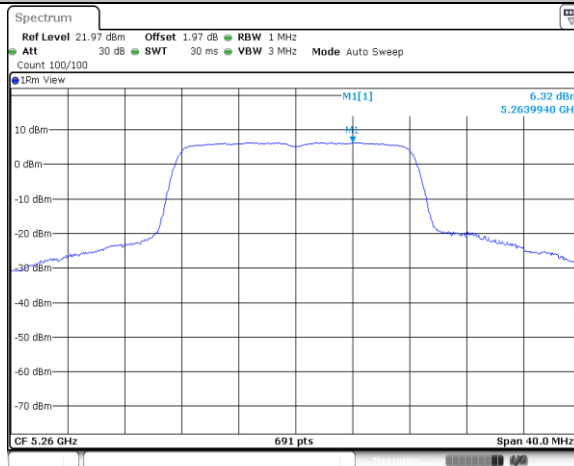
Date: 2 NOV 2023 18:08:38

11A_Ant2_5240



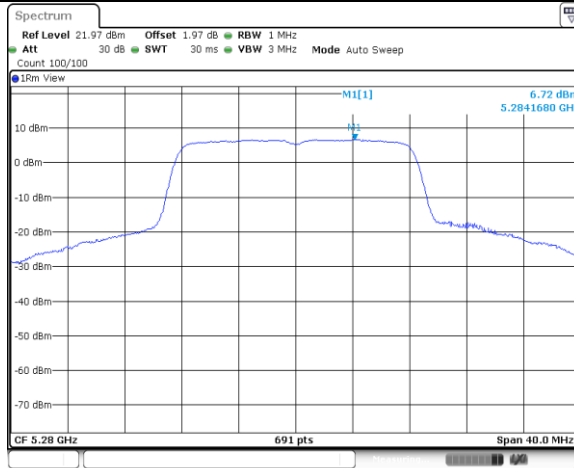
Date: 2 NOV 2023 18:10:22

11A_Ant2_5260



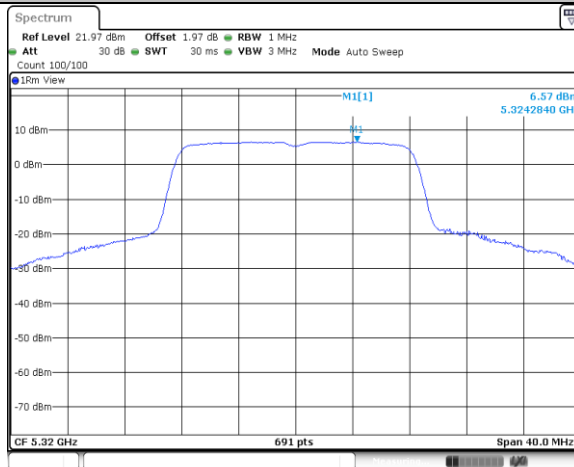
Date: 2 NOV 2023 18:12:30

11A_Ant2_5280



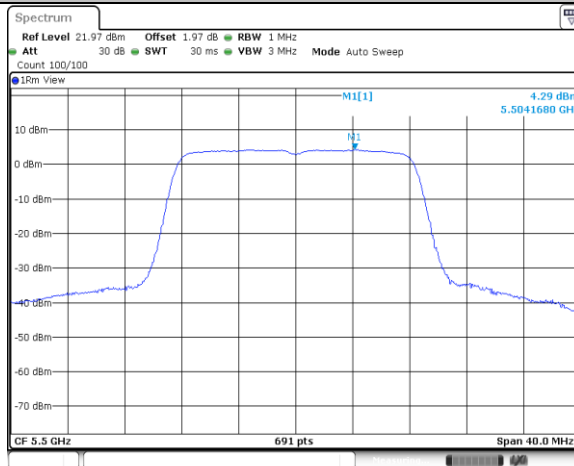
Date: 2 NOV 2023 18:15:51

11A_Ant2_5320



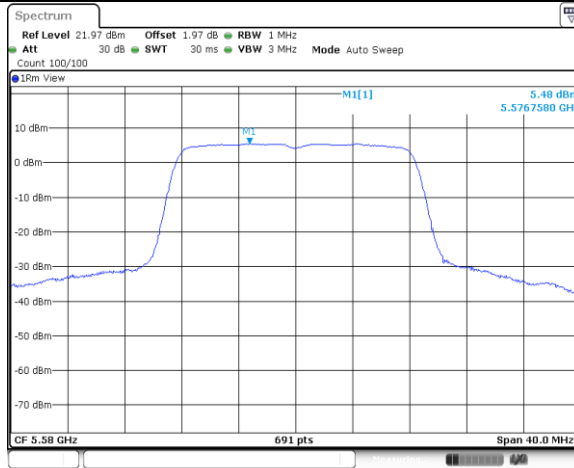
Date: 2 NOV 2023 20:00:46

11A_Ant2_5500



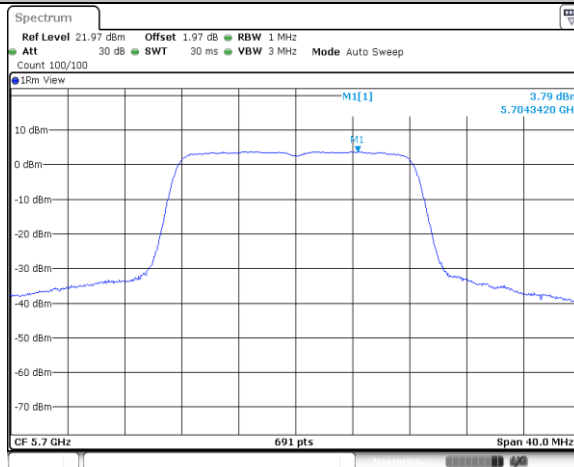
Date: 2 NOV 2023 18:21:20

11A_Ant2_5580



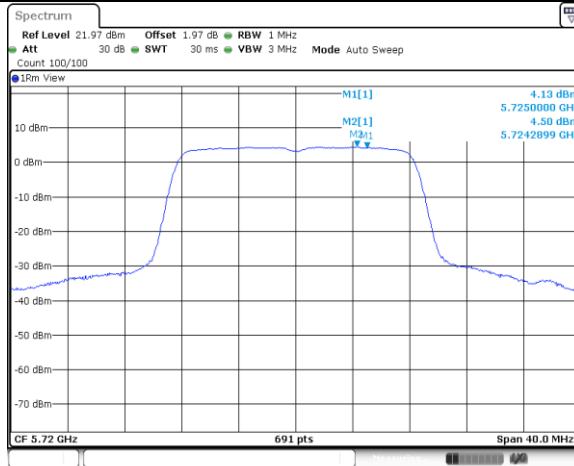
Date: 2 NOV 2023 18:23:28

11A_Ant2_5700



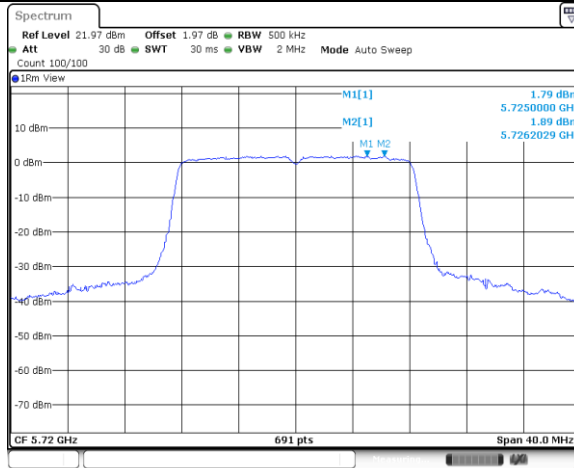
Date: 2 NOV 2023 18:26:01

11A_Ant2_5720_UNII-2C



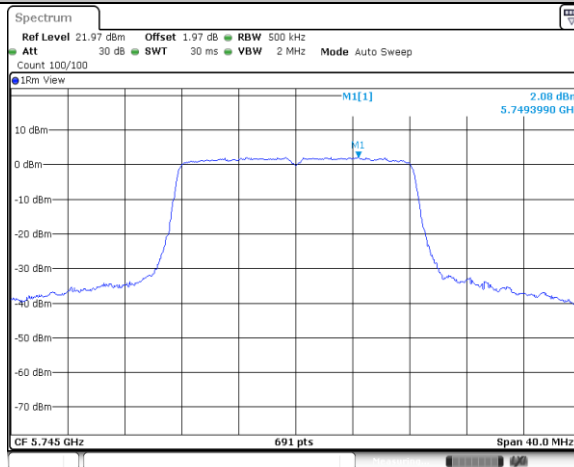
Date: 2 NOV 2023 20:06:02

11A_Ant2_5720_UNII-3



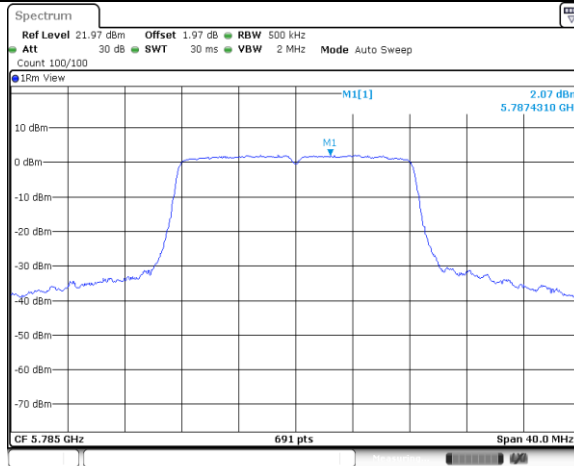
Date: 2 NOV 2023 20:06:11

11A_Ant2_5745



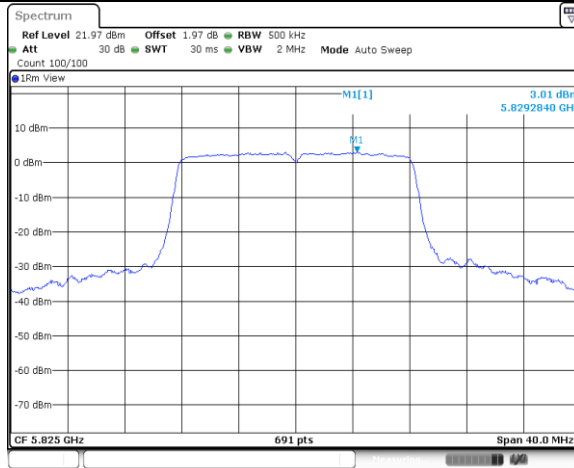
Date: 2 NOV 2023 20:08:59

11A_Ant2_5785



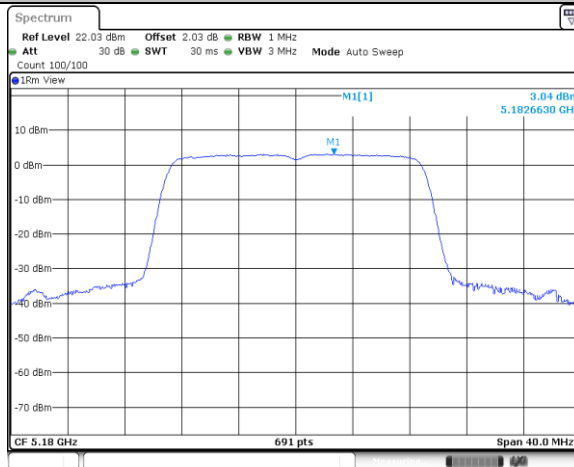
Date: 2 NOV 2023 20:11:27

11A_Ant2_5825



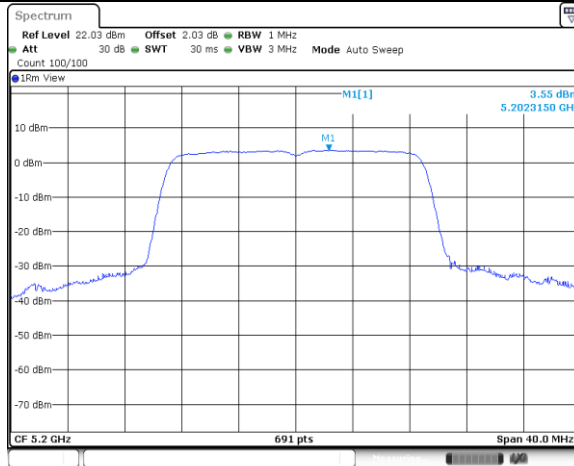
Date: 2 NOV 2023 20:13:36

11N20SISO_Ant2_5180



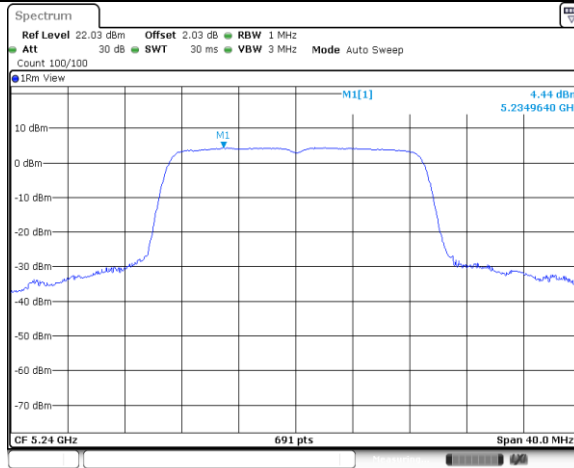
Date: 2 NOV 2023 20:16:07

11N20SISO_Ant2_5200



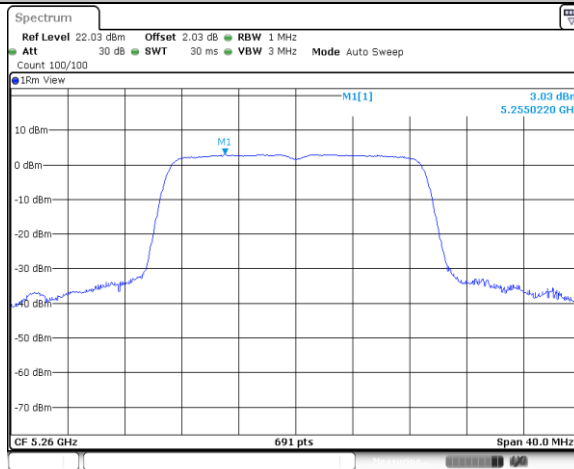
Date: 2 NOV 2023 20:18:59

11N20SISO_Ant2_5240



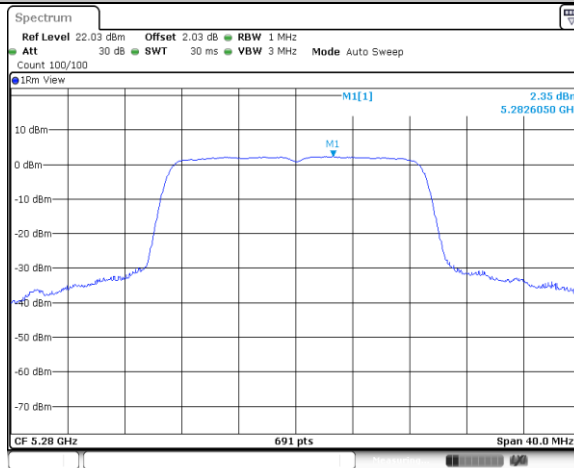
Date: 2 NOV 2023 20 21:04

11N20SISO_Ant2_5260



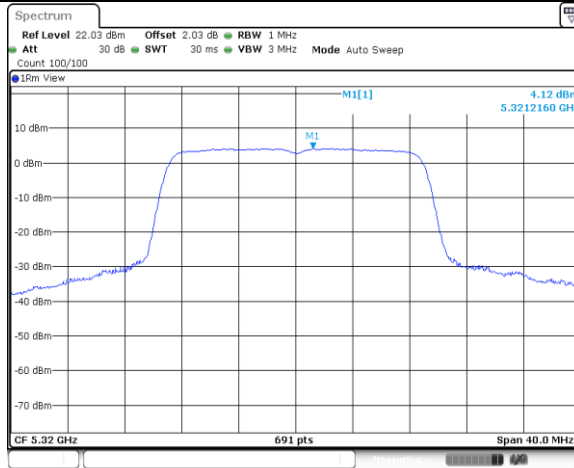
Date: 2 NOV 2023 20 23:39

11N20SISO_Ant2_5280



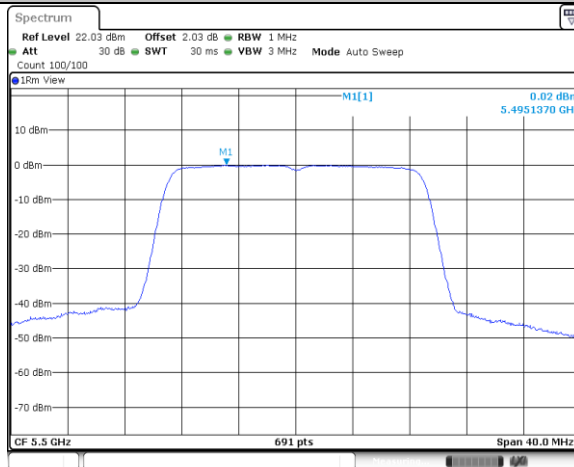
Date: 2 NOV 2023 20 25:24

11N20SISO_Ant2_5320



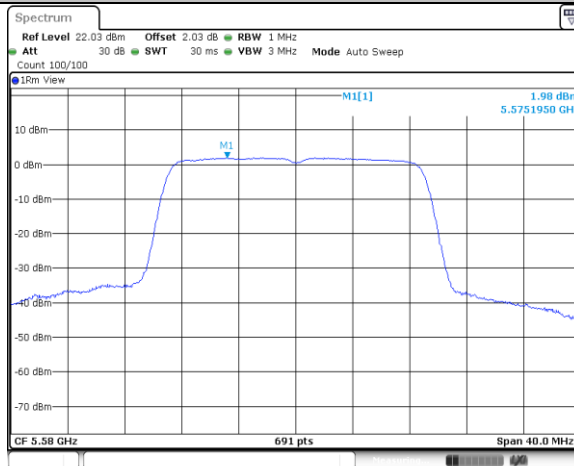
Date: 2 NOV 2023 20:27:12

11N20SISO_Ant2_5500



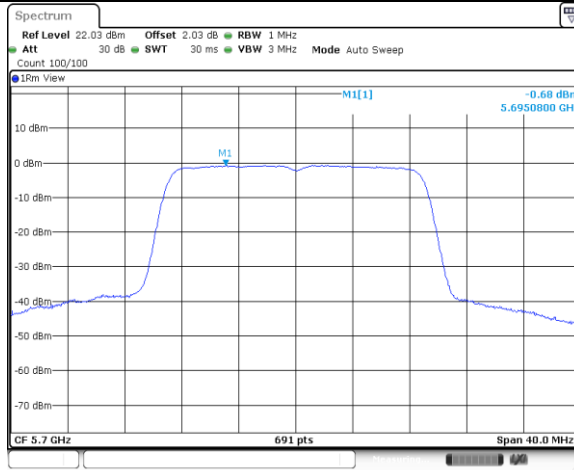
Date: 2 NOV 2023 21:05:09

11N20SISO_Ant2_5580



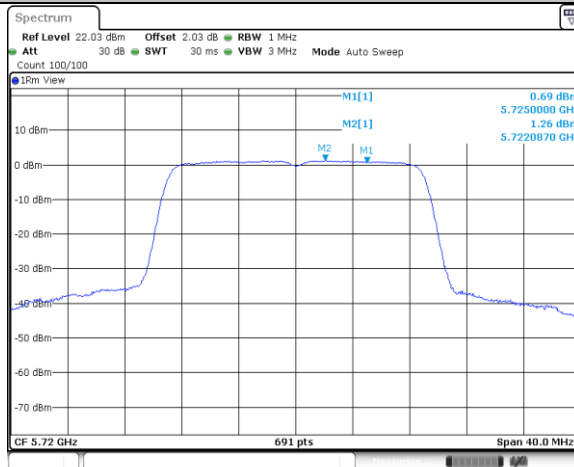
Date: 2 NOV 2023 21:07:20

11N20SISO_Ant2_5700



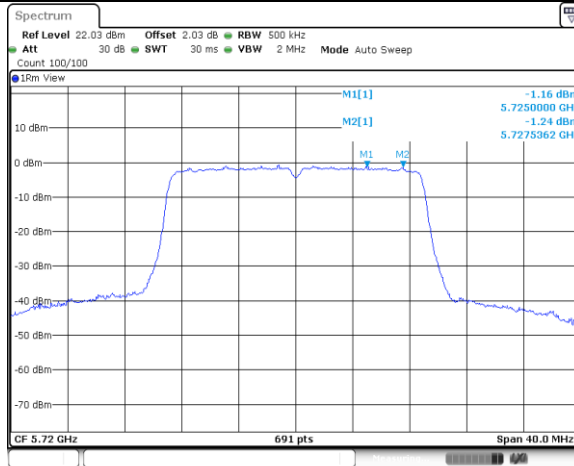
Date: 2 NOV 2023 21:09:14

11N20SISO_Ant2_5720_UNII-2C



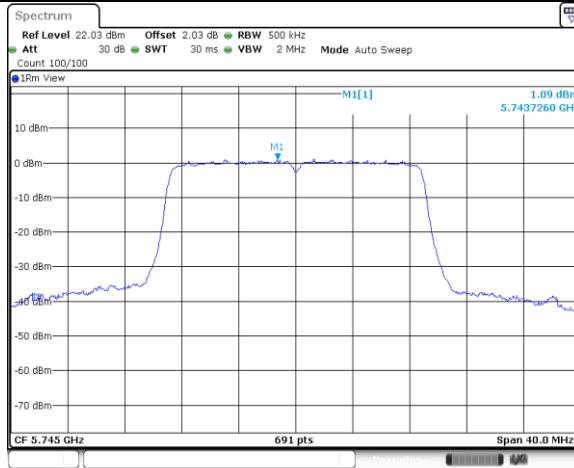
Date: 2 NOV 2023 21:11:42

11N20SISO_Ant2_5720_UNII-3



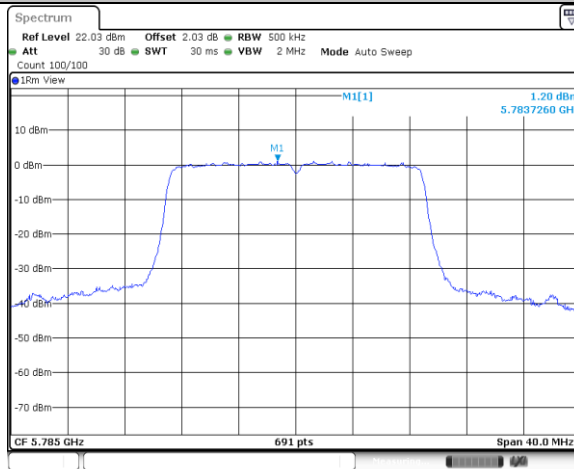
Date: 2 NOV 2023 21:11:50

11N20SISO_Ant2_5745



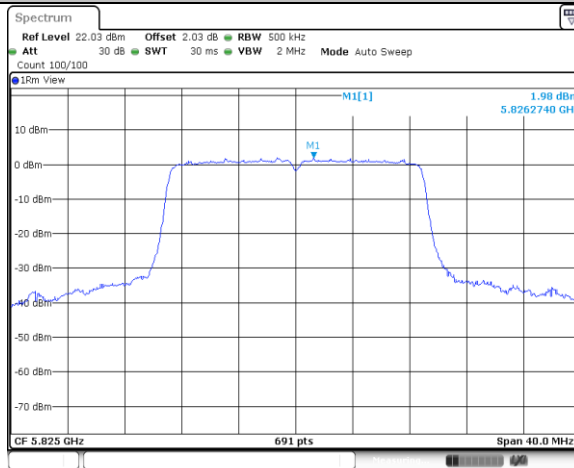
Date: 2 NOV 2023 21:14:47

11N20SISO_Ant2_5785



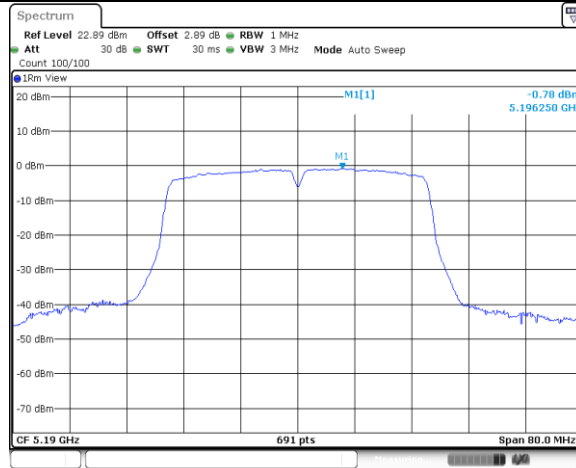
Date: 2 NOV 2023 21:17:41

11N20SISO_Ant2_5825



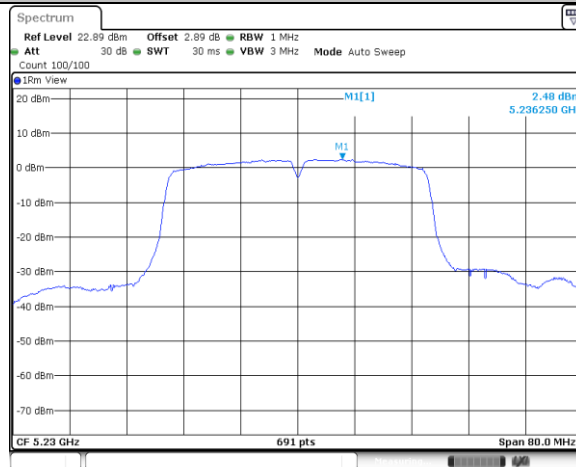
Date: 2 NOV 2023 21:21:04

11N40SISO_Ant2_5190



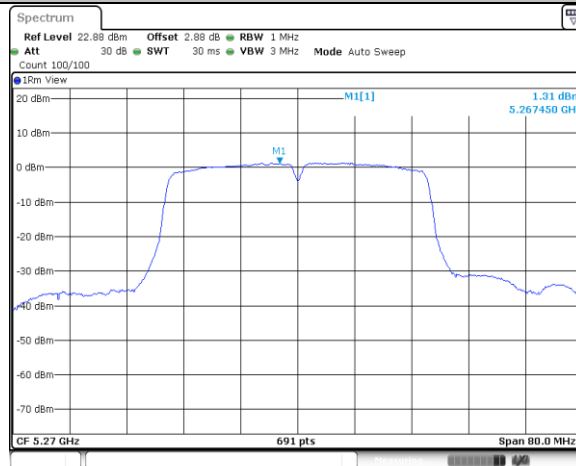
Date: 2 NOV 2023 21:23:36

11N40SISO_Ant2_5230



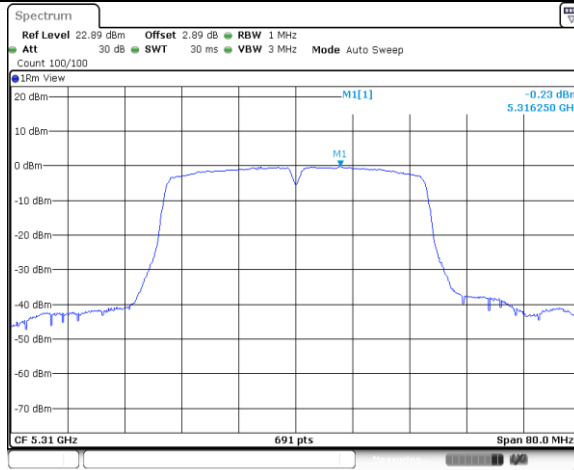
Date: 2 NOV 2023 21:25:48

11N40SISO_Ant2_5270



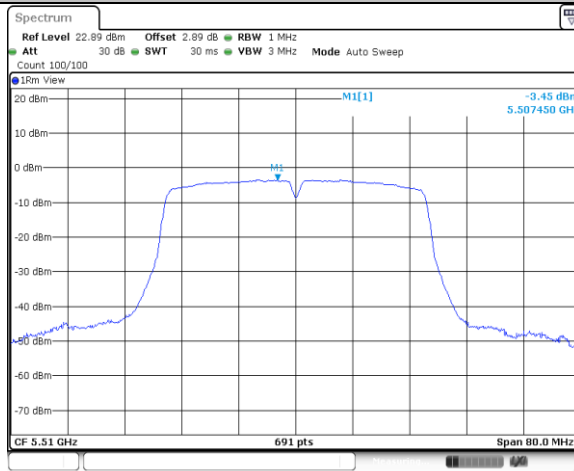
Date: 2 NOV 2023 21:28:33

11N40SISO_Ant2_5310



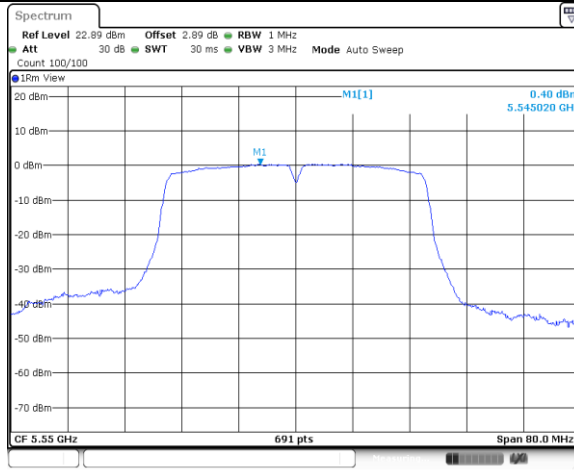
Date: 2 NOV 2023 21:30:56

11N40SISO_Ant2_5510



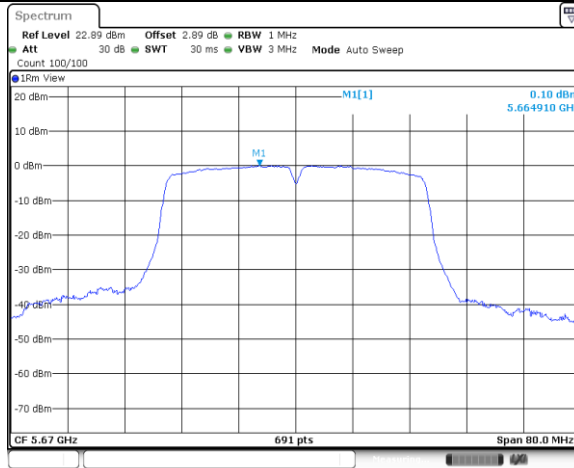
Date: 2 NOV 2023 21:33:01

11N40SISO_Ant2_5550



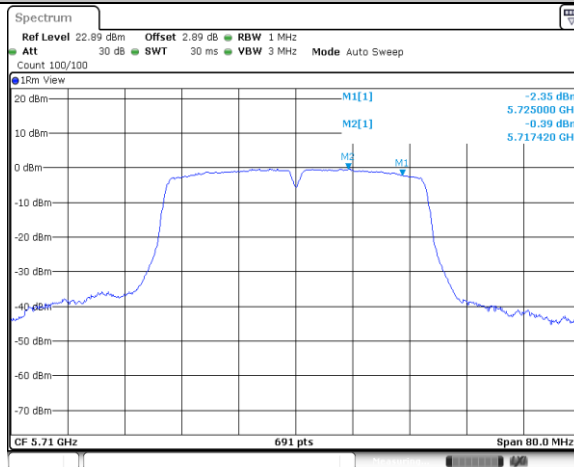
Date: 2 NOV 2023 21:37:41

11N40SISO_Ant2_5670



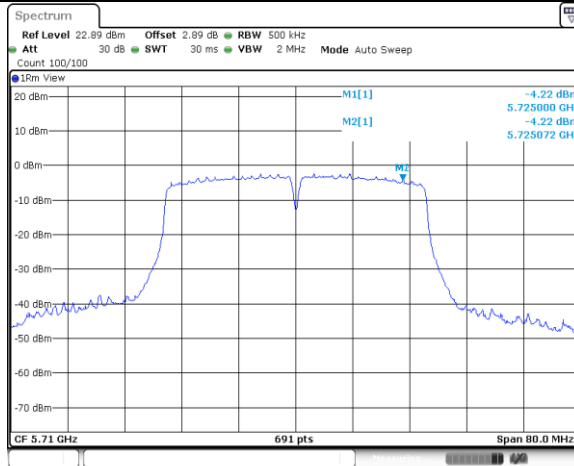
Date: 2 NOV 2023 22:01:51

11N40SISO_Ant2_5710_UNII-2C



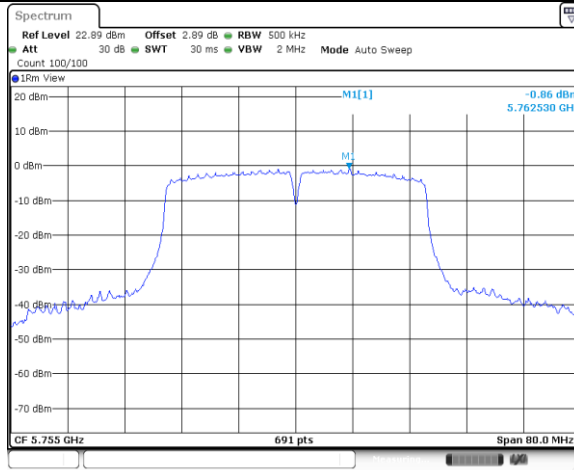
Date: 2 NOV 2023 22:04:16

11N40SISO_Ant2_5710_UNII-3



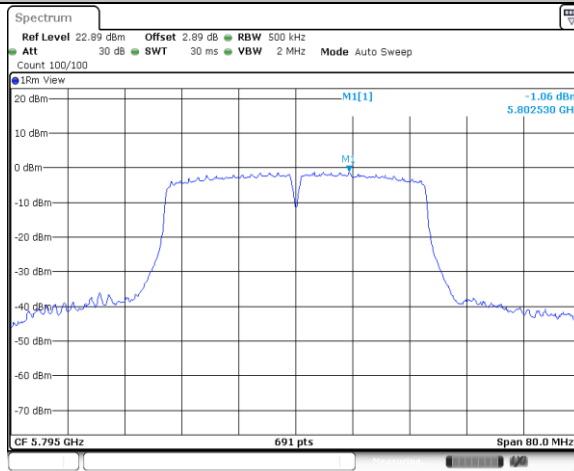
Date: 2 NOV 2023 22:04:24

11N40SISO_Ant2_5755



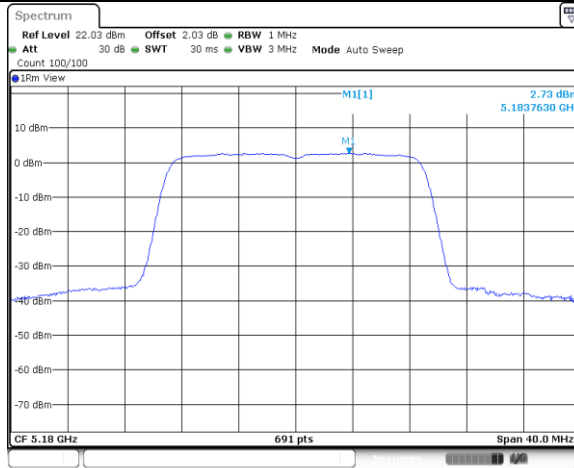
Date: 2 NOV 2023 22:07:01

11N40SISO_Ant2_5795



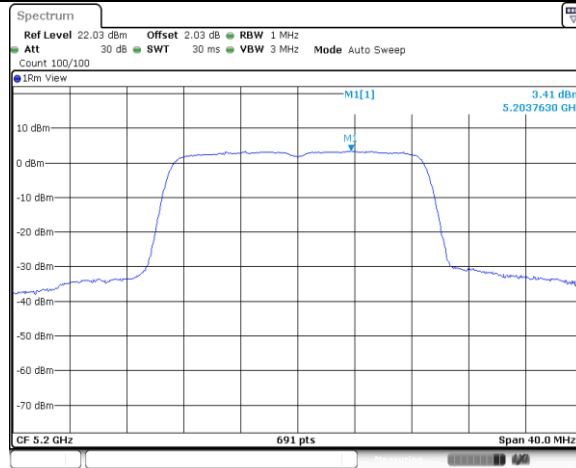
Date: 2 NOV 2023 22:09:43

11AC20SISO_Ant2_5180



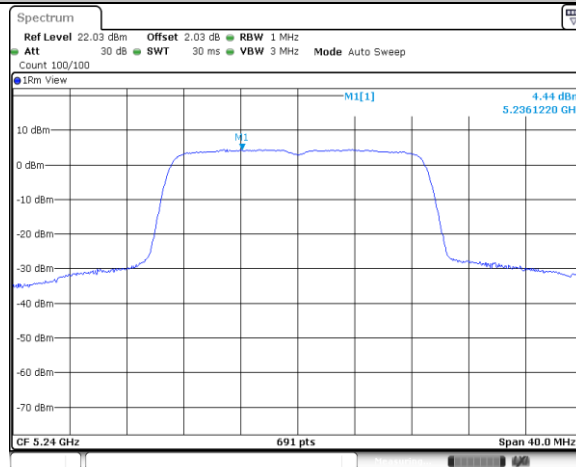
Date: 2 NOV 2023 22:11:48

11AC20SISO_Ant2_5200



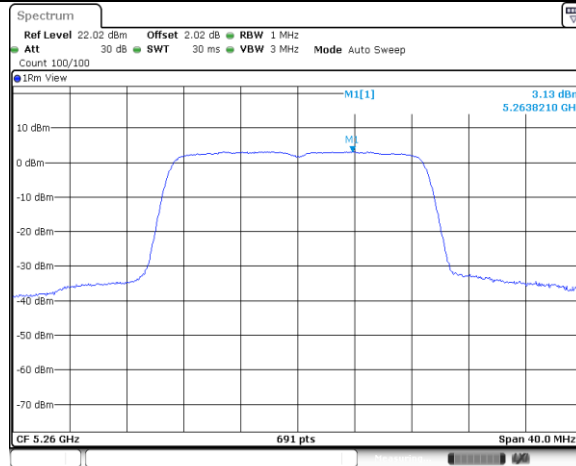
Date: 2 NOV 2023 22:14:07

11AC20SISO_Ant2_5240



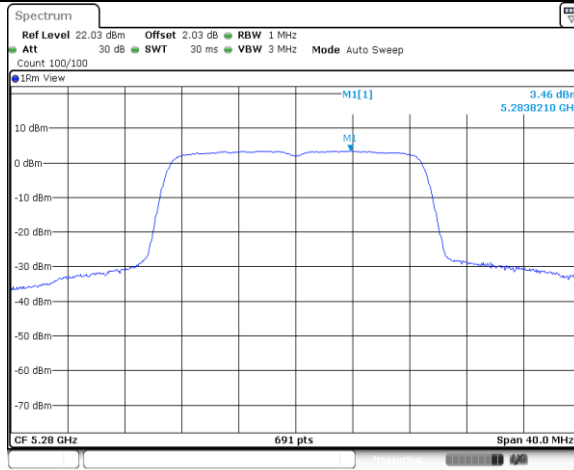
Date: 2 NOV 2023 22:16:47

11AC20SISO_Ant2_5260



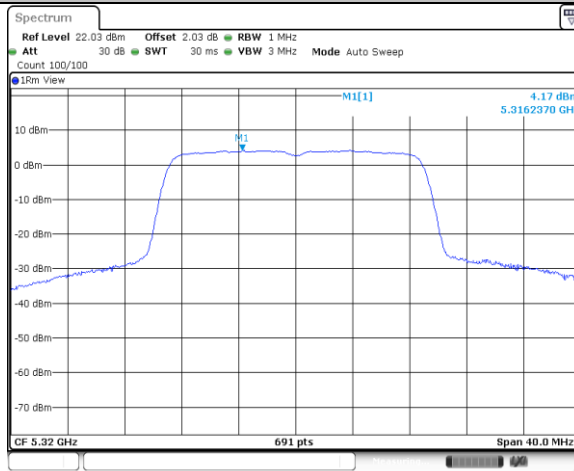
Date: 2 NOV 2023 22:18:26

11AC20SISO_Ant2_5280



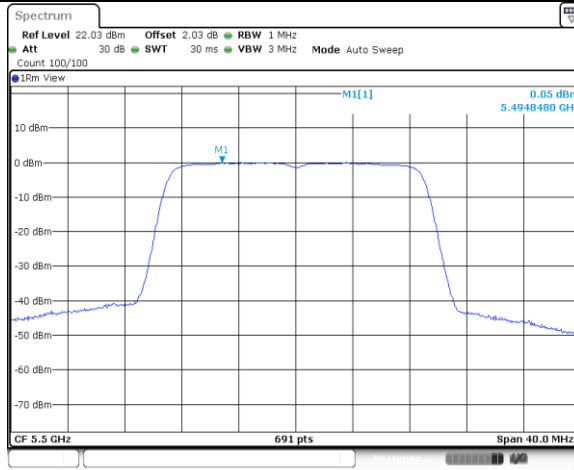
Date: 2 NOV 2023 22:20:59

11AC20SISO_Ant2_5320



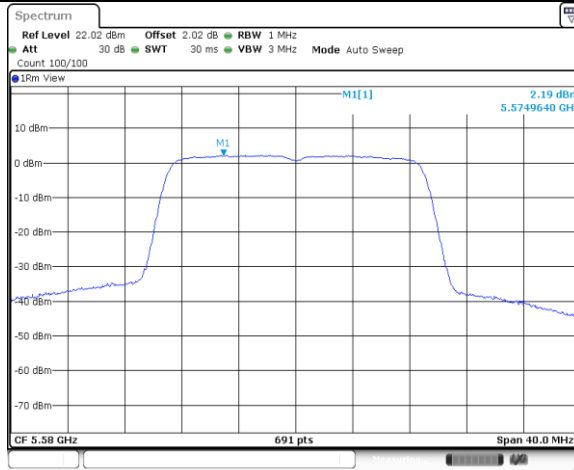
Date: 2 NOV 2023 22:23:10

11AC20SISO_Ant2_5500



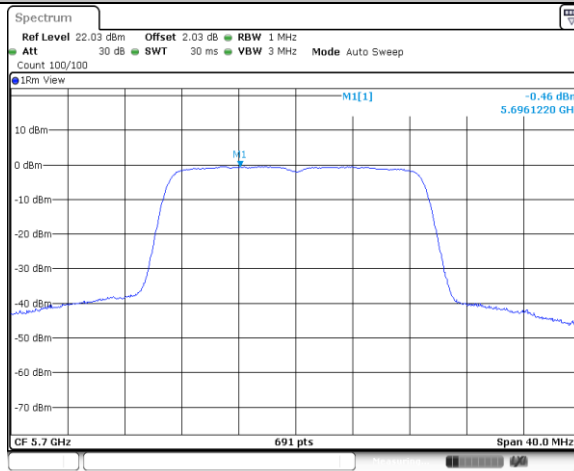
Date: 2 NOV 2023 22:25:29

11AC20SISO_Ant2_5580



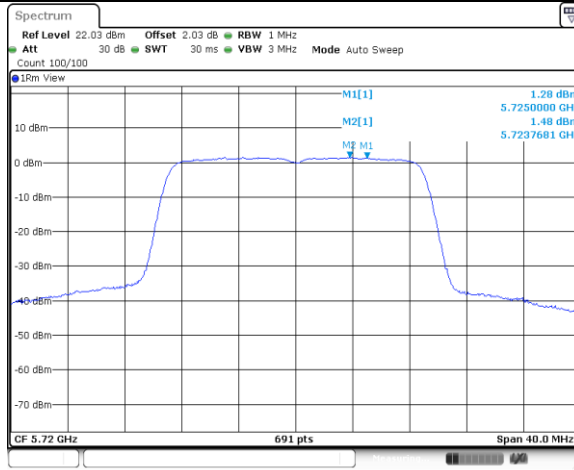
Date: 2 NOV 2023 22:28:10

11AC20SISO_Ant2_5700



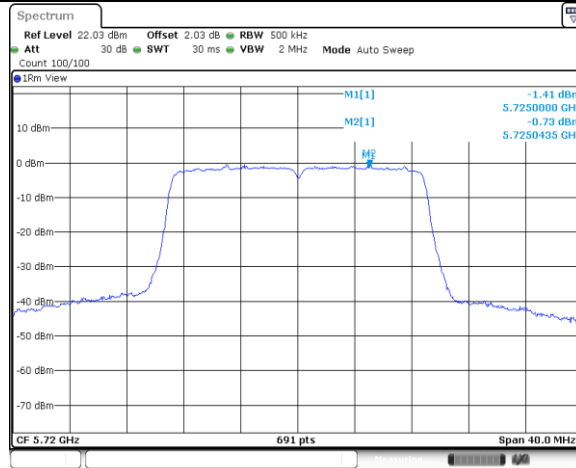
Date: 2 NOV 2023 22:30:24

11AC20SISO_Ant2_5720_UNII-2C



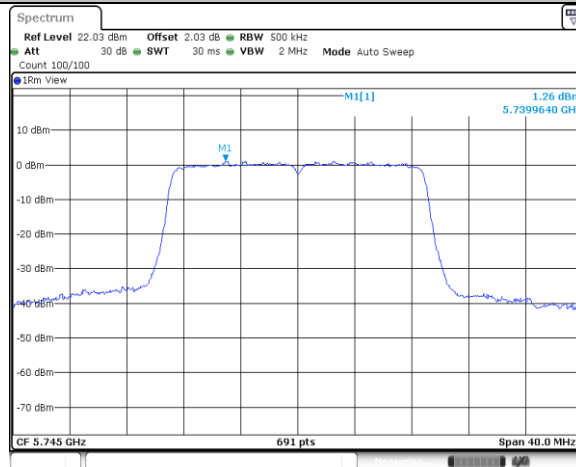
Date: 2 NOV 2023 22:32:28

11AC20SISO_Ant2_5720_UNII-3



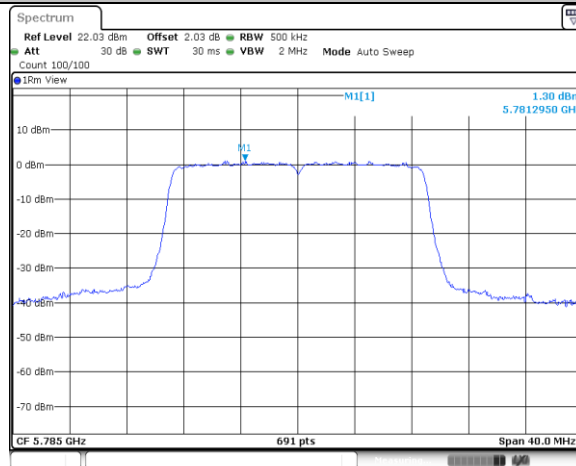
Date: 2 NOV 2023 22:32:36

11AC20SISO_Ant2_5745



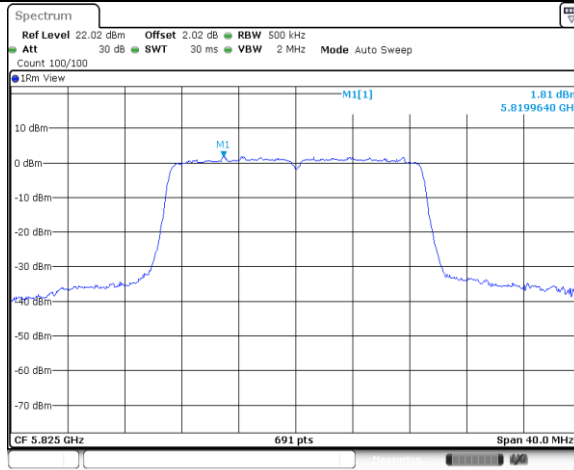
Date: 2 NOV 2023 22:35:11

11AC20SISO_Ant2_5785



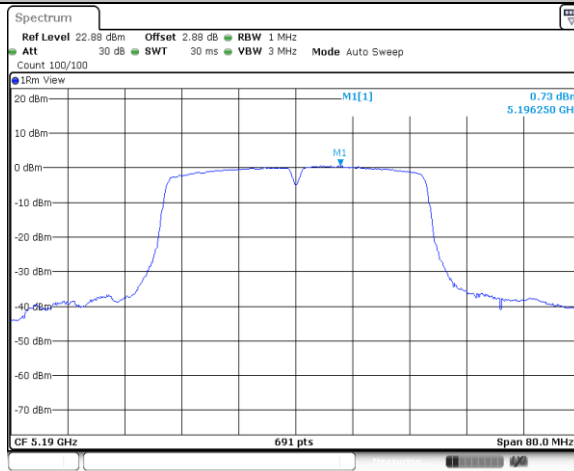
Date: 2 NOV 2023 22:37:25

11AC20SISO_Ant2_5825



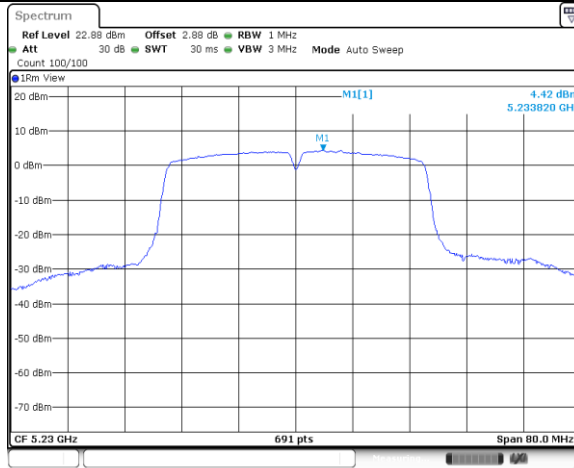
Date: 2 NOV 2023 22:39:46

11AC40SISO_Ant2_5190



Date: 3 NOV 2023 09:35:36

11AC40SISO_Ant2_5230



Date: 3 NOV 2023 09:39:14

11AC40SISO_Ant2_5270