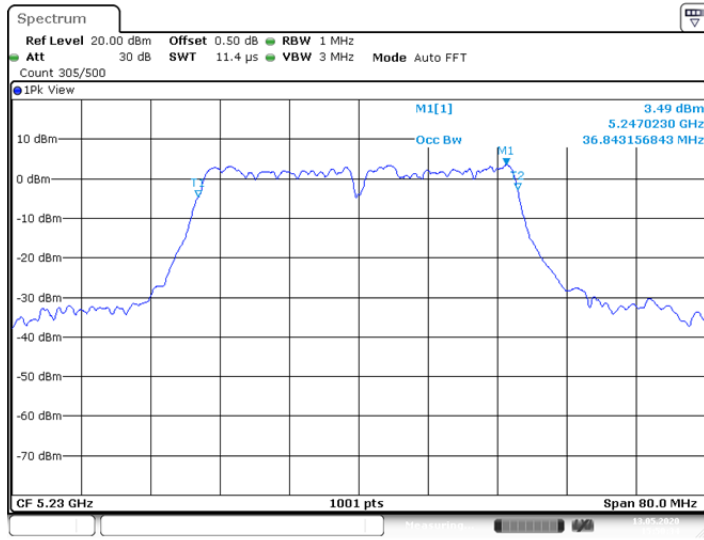
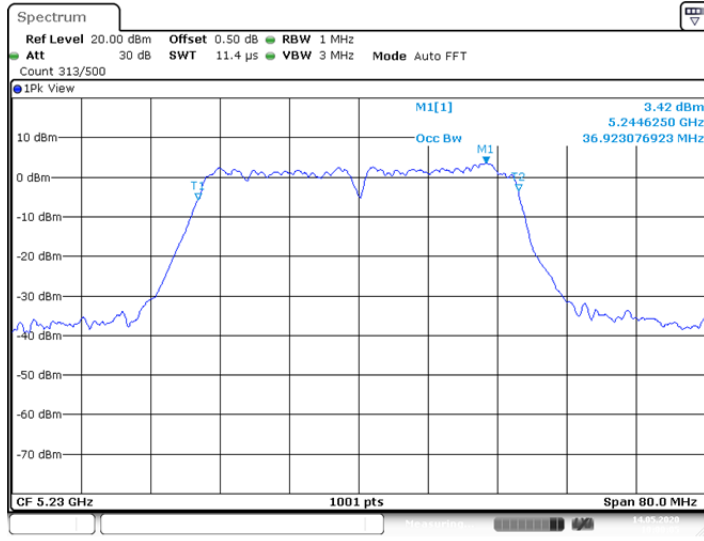


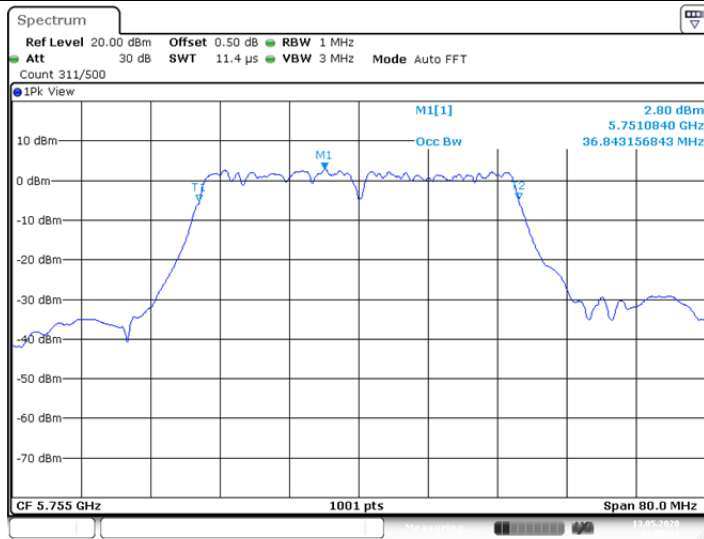
11AC40SISO\_Ant1\_5230



11AC40SISO\_Ant2\_5230

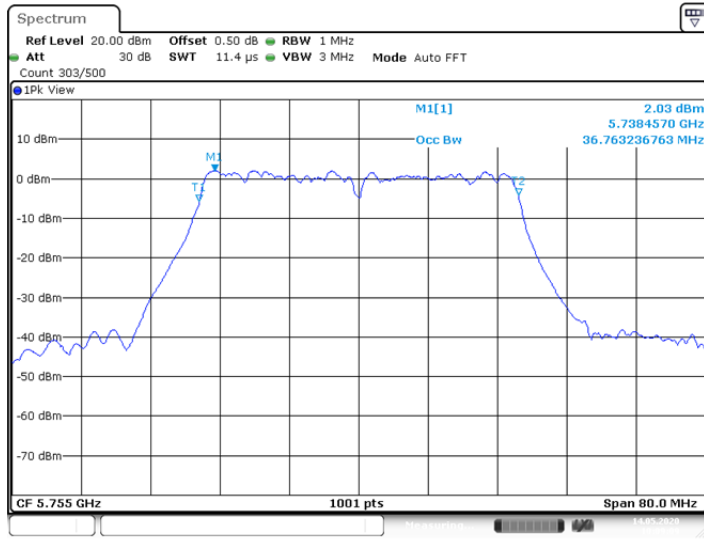


11AC40SISO\_Ant1\_5755



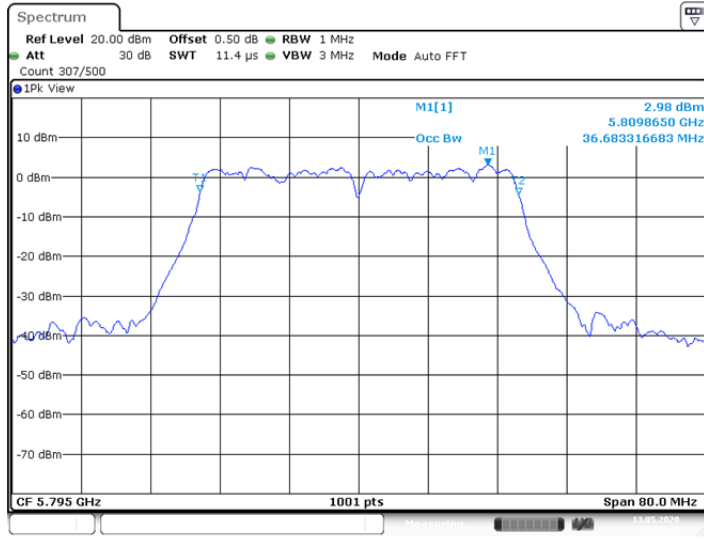
Date: 13.MAY.2020 16:00:21

11AC40SISO\_Ant2\_5755



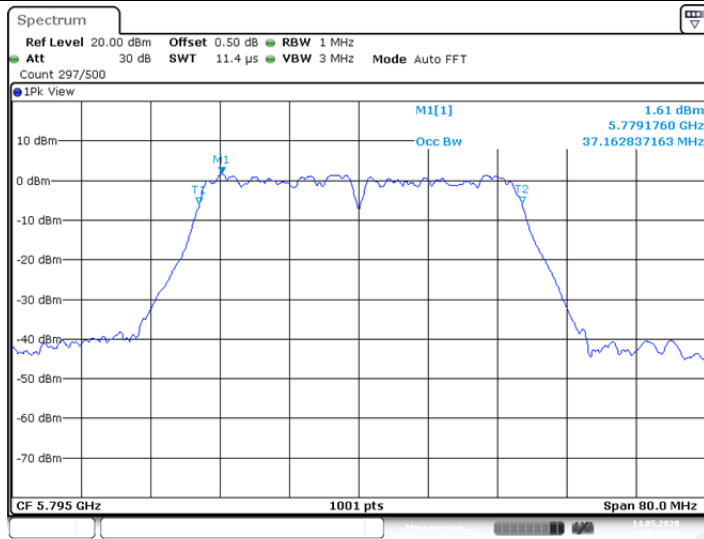
Date: 14.MAY.2020 10:09:09

11AC40SISO\_Ant1\_5795



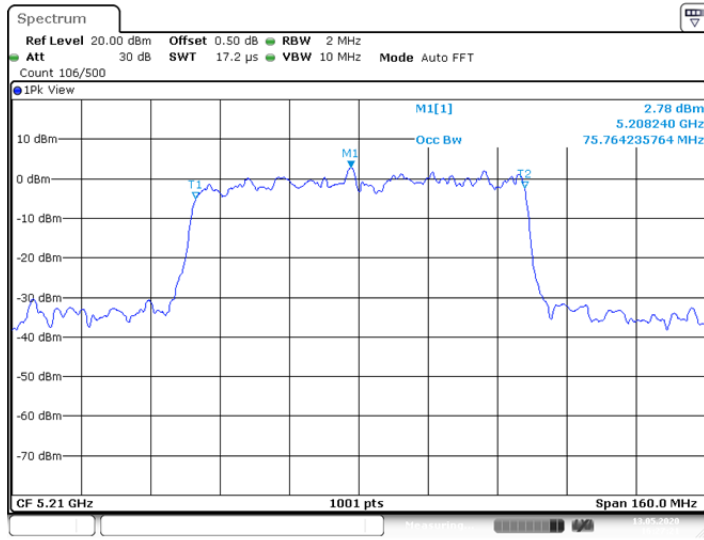
Date: 13.MAY.2020 16:05:46

11AC40SISO\_Ant2\_5795



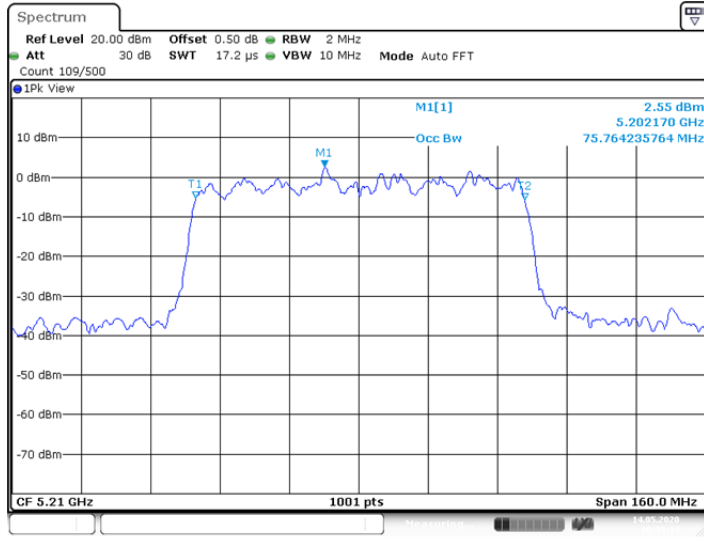
Date: 14.MAY.2020 10:13:41

11AC80SISO\_Ant1\_5210



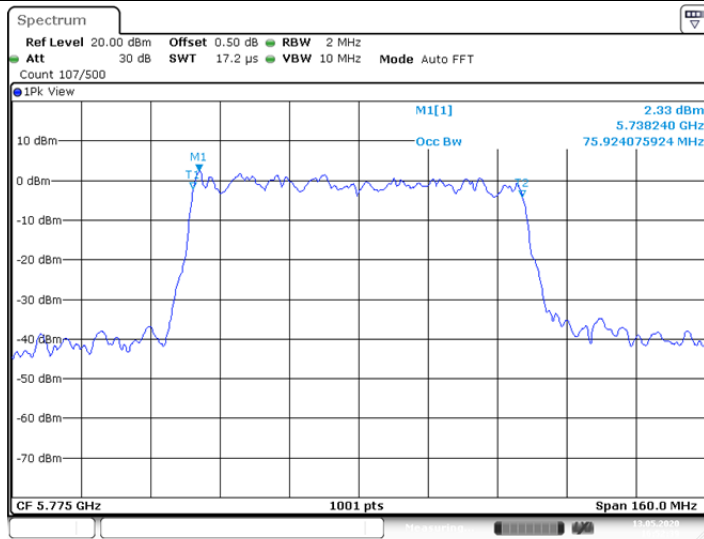
Date: 13.MAY.2020 16:27:21

11AC80SISO\_Ant2\_5210

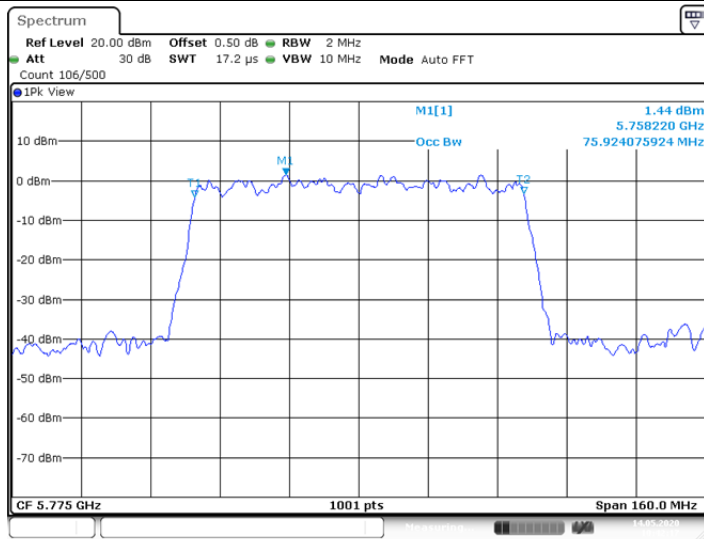


Date: 14.MAY.2020 10:39:14

11AC80SISO\_Ant1\_5775



11AC80SISO\_Ant2\_5775



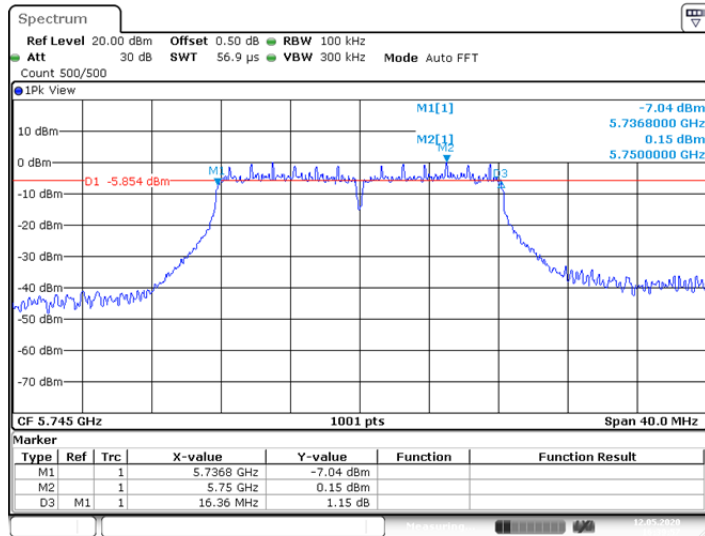
## Appendix A3: Min emission bandwidth

### Test Result

Test Mode	Antenna	Channel	6db EBW [MHz]	F <sub>L</sub> [MHz]	F <sub>H</sub> [MHz]	Limit [MHz]	Verdict
11A	Ant1	5745	16.360	5736.800	5753.160	0.5	PASS
	Ant2	5745	16.400	5736.800	5753.200	0.5	PASS
	Ant1	5785	16.400	5776.800	5793.200	0.5	PASS
	Ant2	5785	16.400	5776.800	5793.200	0.5	PASS
	Ant1	5825	16.400	5816.800	5833.200	0.5	PASS
	Ant2	5825	16.400	5816.800	5833.200	0.5	PASS
11N20SISO	Ant1	5745	17.160	5736.400	5753.560	0.5	PASS
	Ant2	5745	17.160	5736.400	5753.560	0.5	PASS
	Ant1	5785	17.160	5776.400	5793.560	0.5	PASS
	Ant2	5785	17.040	5776.400	5793.440	0.5	PASS
	Ant1	5825	17.120	5816.400	5833.520	0.5	PASS
	Ant2	5825	17.160	5816.400	5833.560	0.5	PASS
11N40SISO	Ant1	5755	36.000	5737.000	5773.000	0.5	PASS
	Ant2	5755	36.480	5736.760	5773.240	0.5	PASS
	Ant1	5795	36.080	5776.760	5812.840	0.5	PASS
	Ant2	5795	36.240	5776.760	5813.000	0.5	PASS
11AC20SISO	Ant1	5745	17.640	5736.160	5753.800	0.5	PASS
	Ant2	5745	17.160	5736.400	5753.560	0.5	PASS
	Ant1	5785	17.040	5776.400	5793.440	0.5	PASS
	Ant2	5785	17.160	5776.400	5793.560	0.5	PASS
	Ant1	5825	17.040	5816.400	5833.440	0.5	PASS
	Ant2	5825	17.160	5816.400	5833.560	0.5	PASS
11AC40SISO	Ant1	5755	36.480	5736.760	5773.240	0.5	PASS
	Ant2	5755	36.480	5736.760	5773.240	0.5	PASS
	Ant1	5795	36.240	5776.760	5813.000	0.5	PASS
	Ant2	5795	36.240	5776.760	5813.000	0.5	PASS
11AC80SISO	Ant1	5775	75.520	5737.240	5812.760	0.5	PASS
	Ant2	5775	75.520	5737.240	5812.760	0.5	PASS

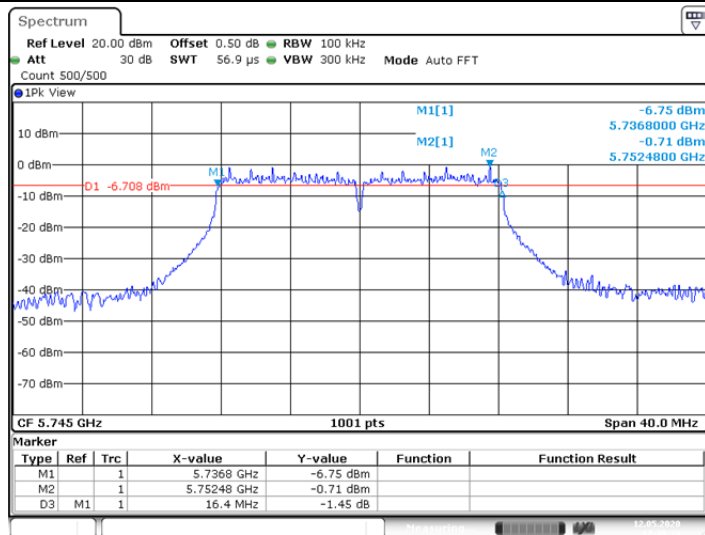
# Test Graphs

## 11A\_Ant1\_5745



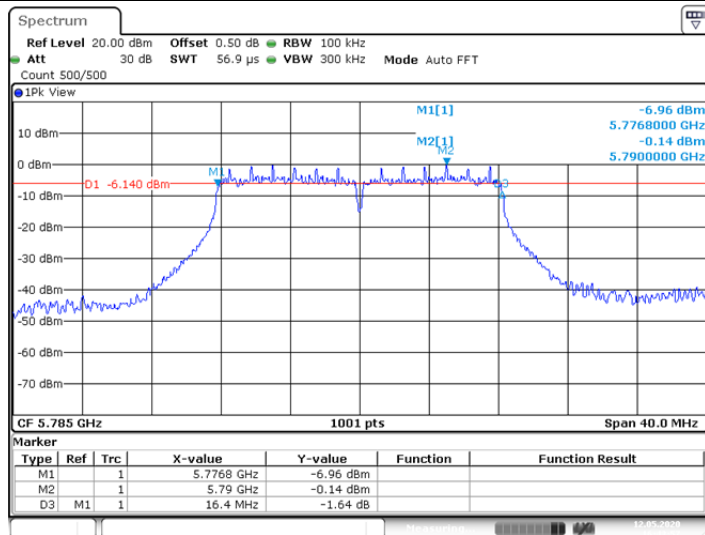
Date: 12.MAY.2020 16:39:57

## 11A\_Ant2\_5745



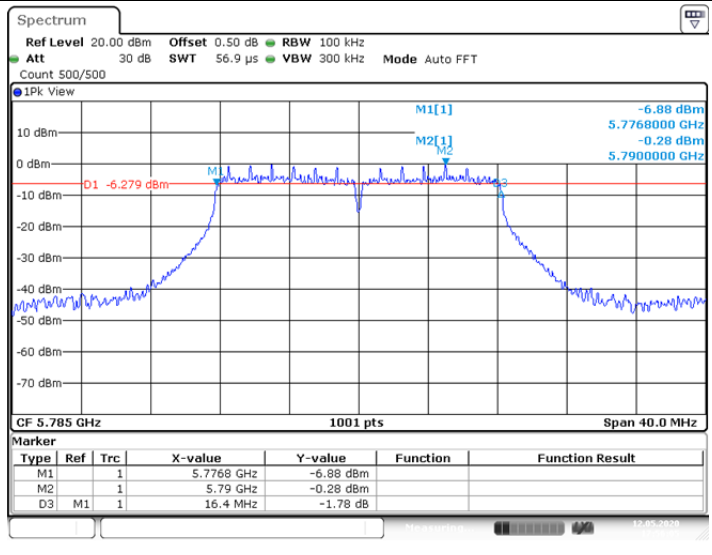
Date: 12.MAY.2020 17:49:39

## 11A\_Ant1\_5785

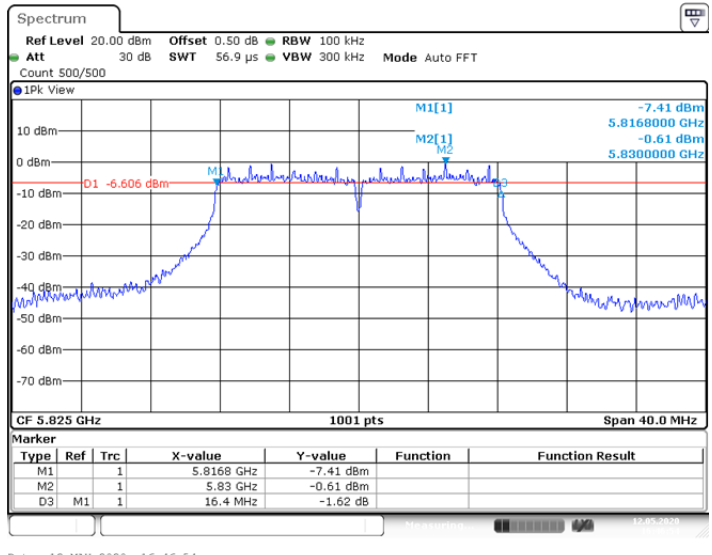


Date: 12.MAY.2020 16:43:57

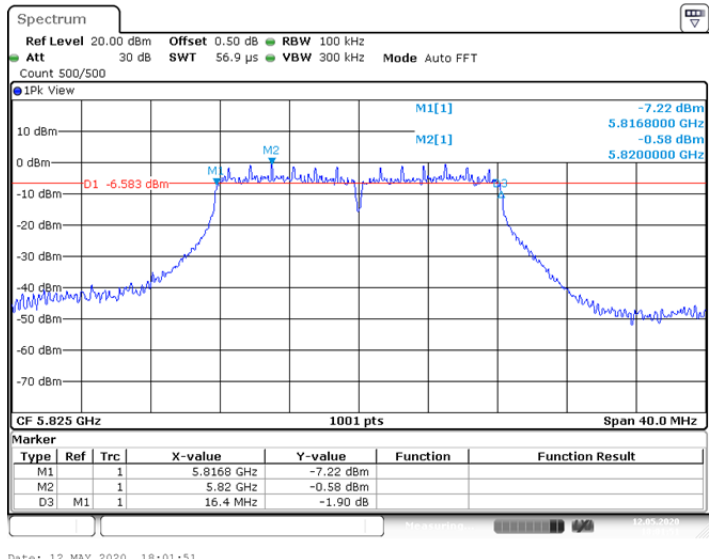
## 11A\_Ant2\_5785



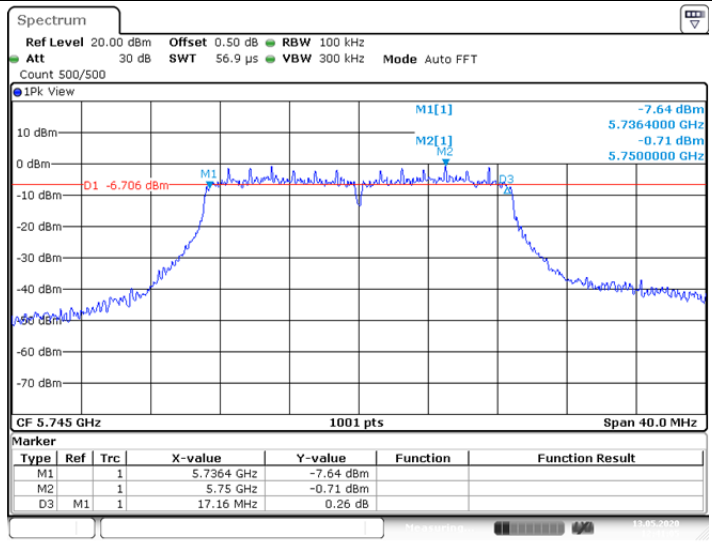
### 11A\_Ant1\_5825



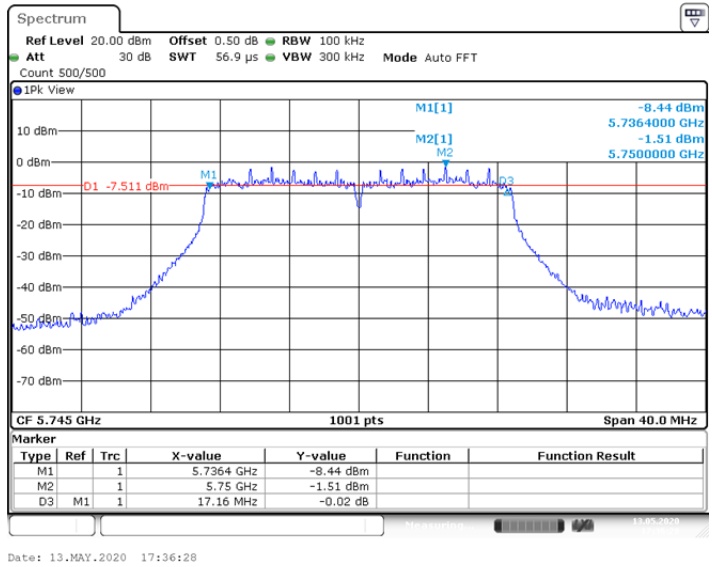
### 11A\_Ant2\_5825



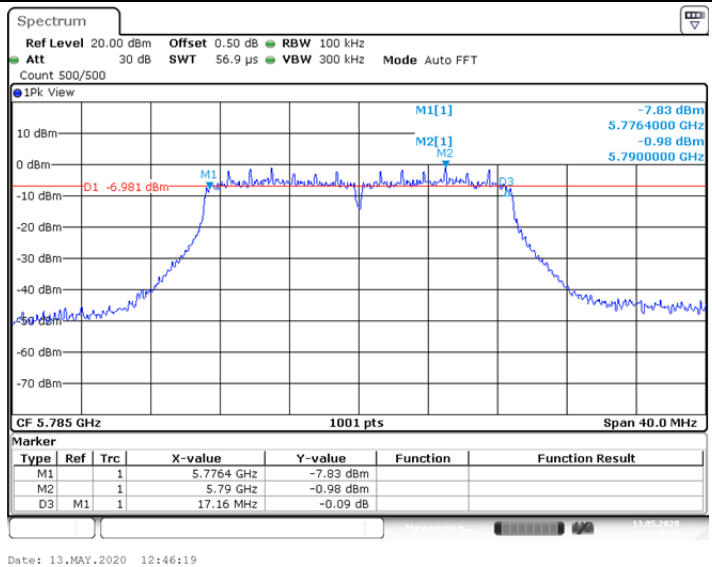
### 11N20SISO\_Ant1\_5745



11N20SISO\_Ant2\_5745

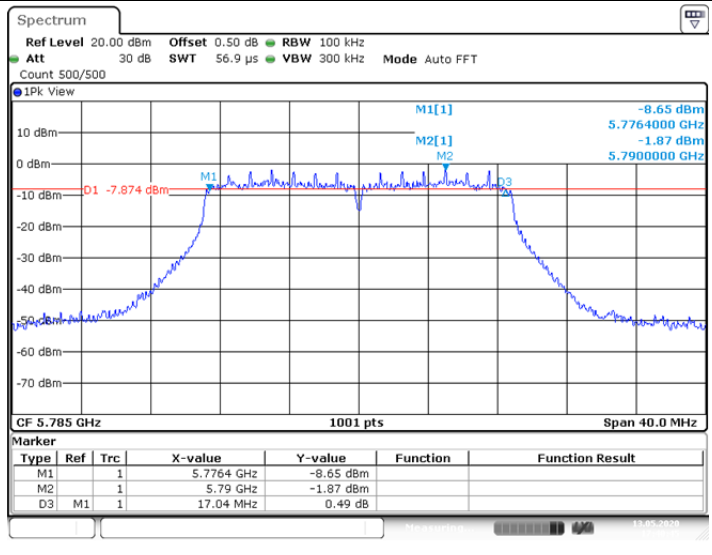


11N20SISO\_Ant1\_5785

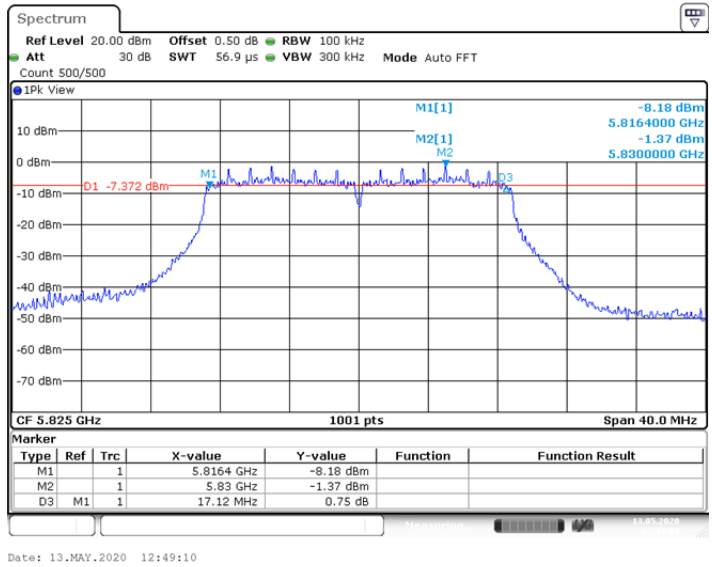


11N20SISO\_Ant2\_5785

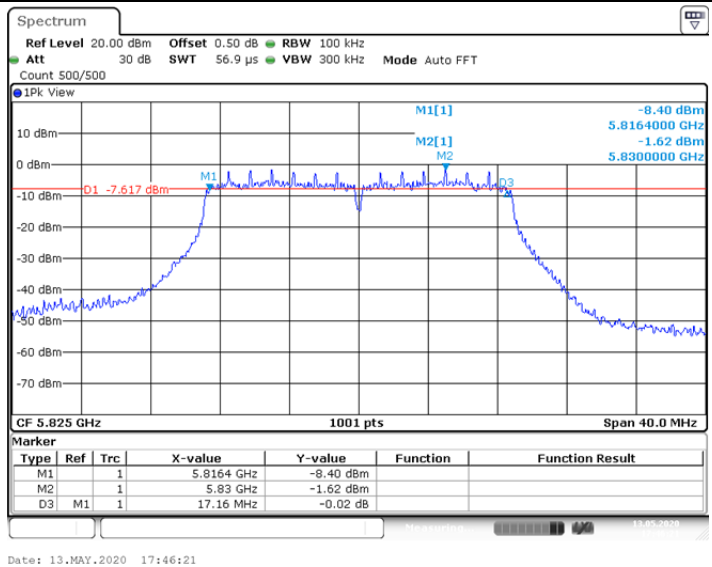




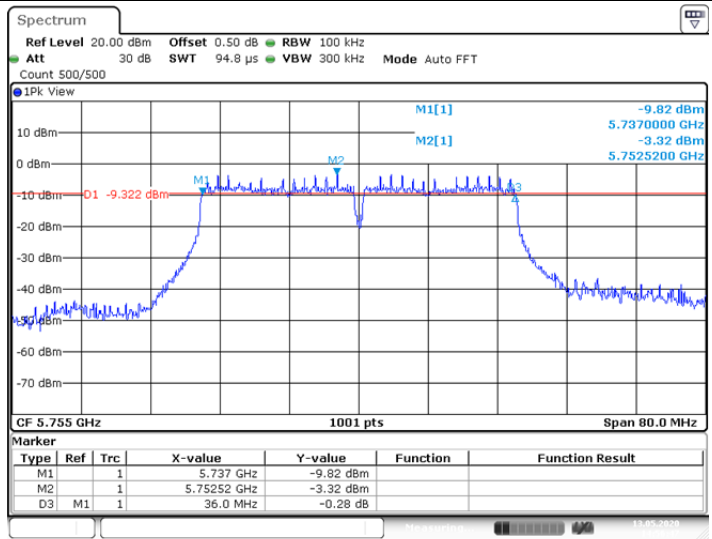
### 11N20SISO\_Ant1\_5825



### 11N20SISO\_Ant2\_5825

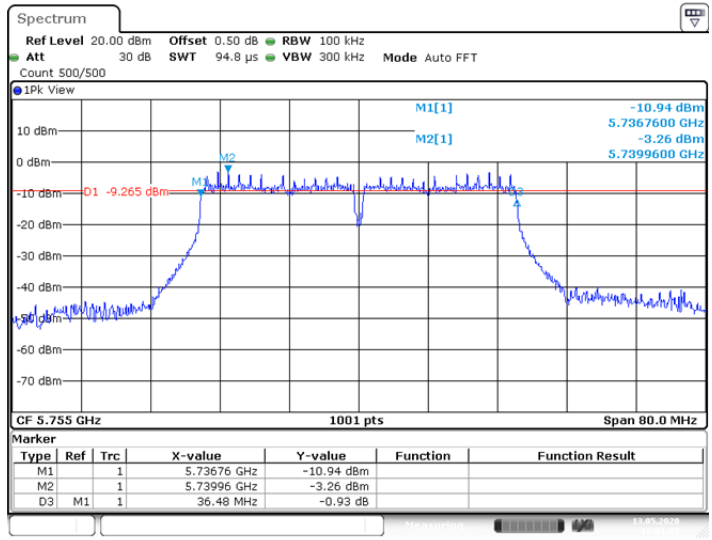


### 11N40SISO\_Ant1\_5755



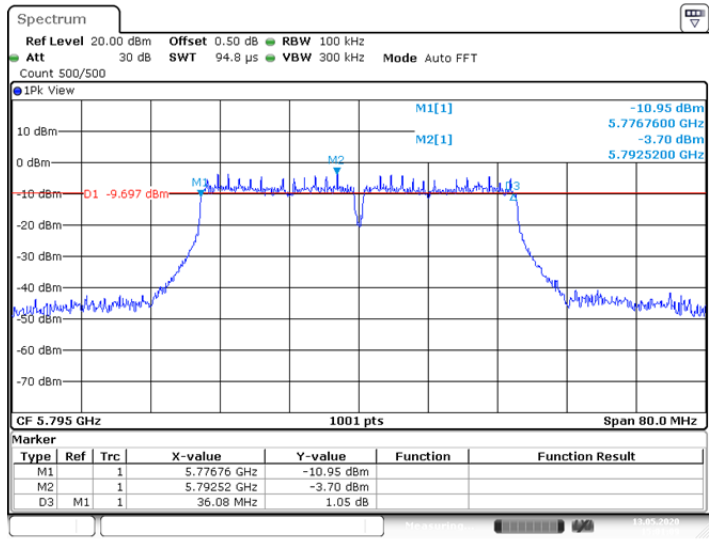
Date: 13.MAY.2020 14:56:47

### 11N40SISO\_Ant2\_5755



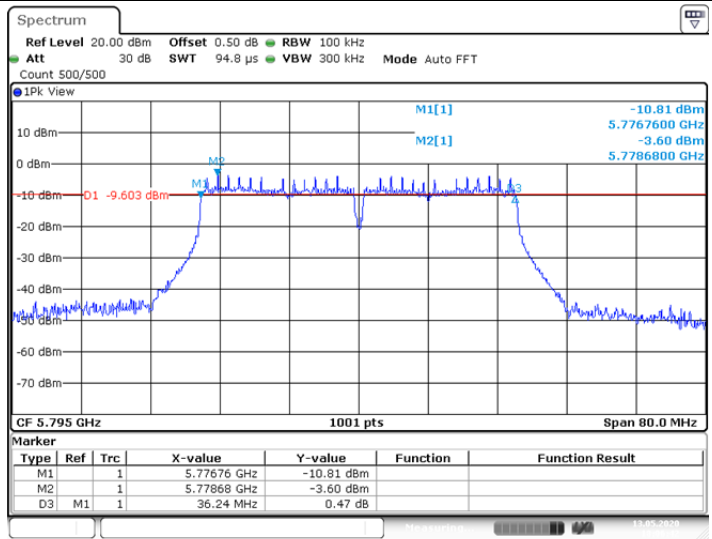
Date: 13.MAY.2020 18:01:07

### 11N40SISO\_Ant1\_5795

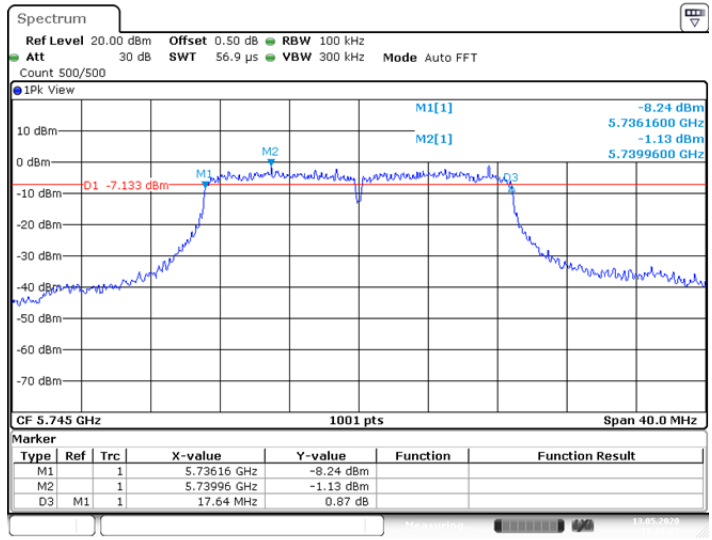


Date: 13.MAY.2020 15:01:09

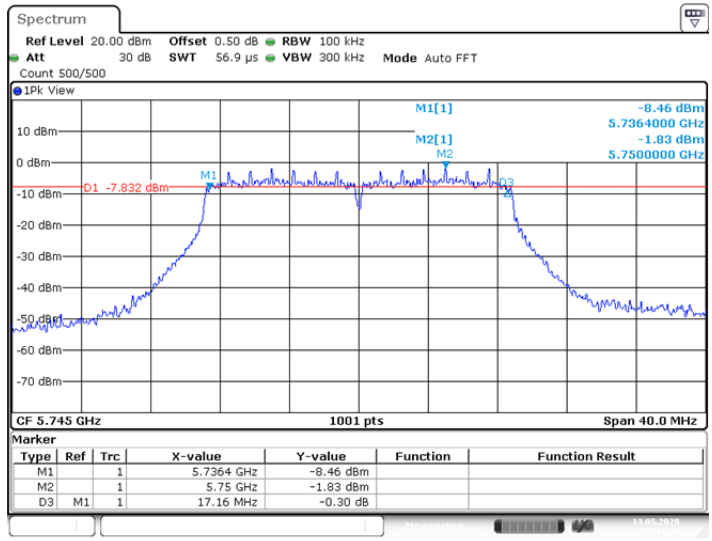
### 11N40SISO\_Ant2\_5795



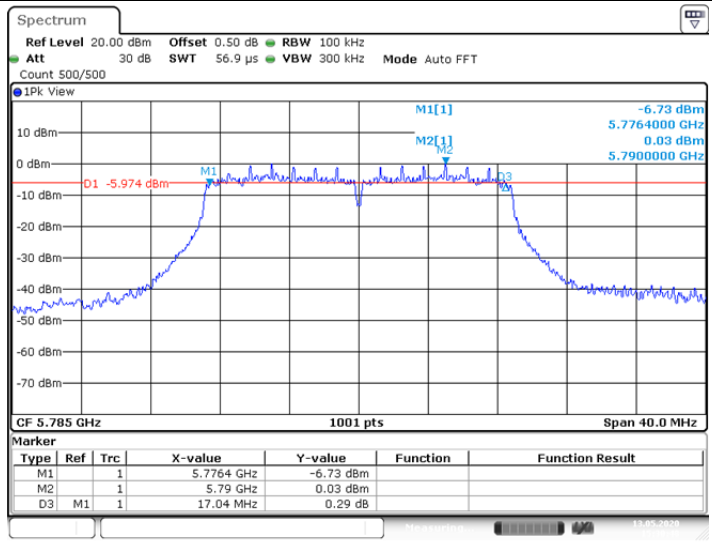
### 11AC20SISO\_Ant1\_5745



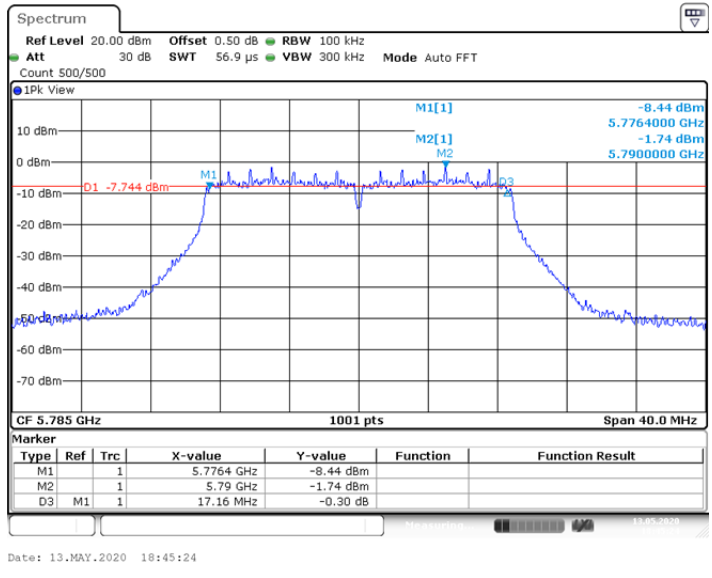
### 11AC20SISO\_Ant2\_5745



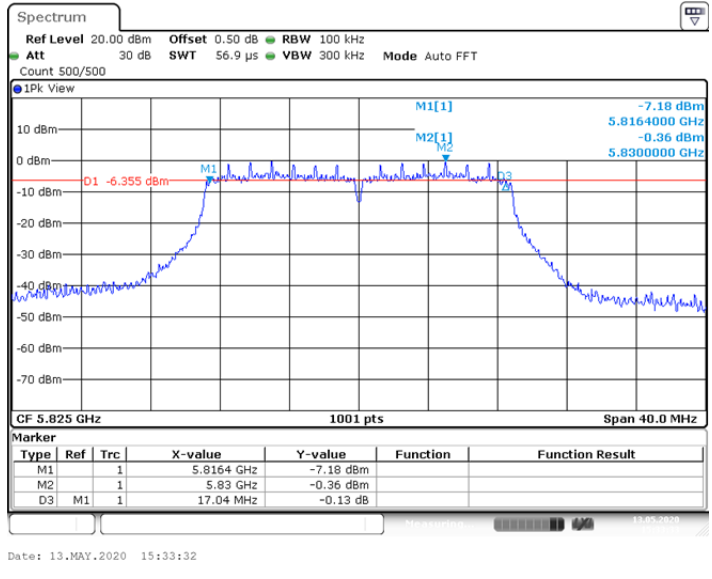
### 11AC20SISO\_Ant1\_5785



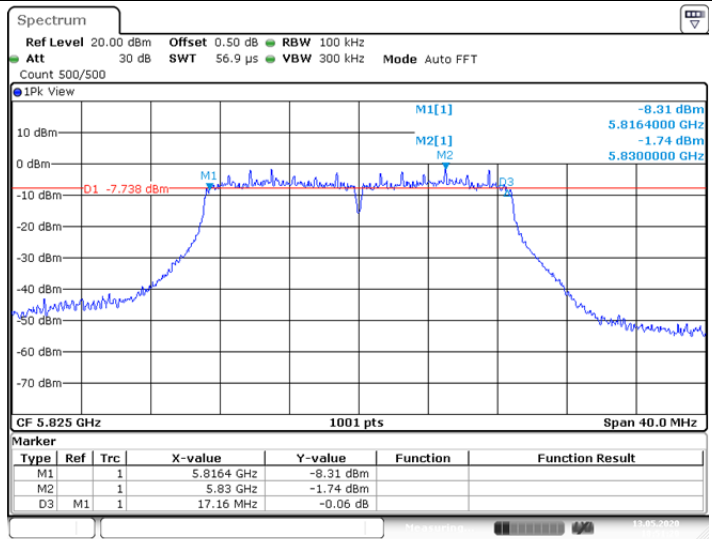
11AC20SISO\_Ant2\_5785



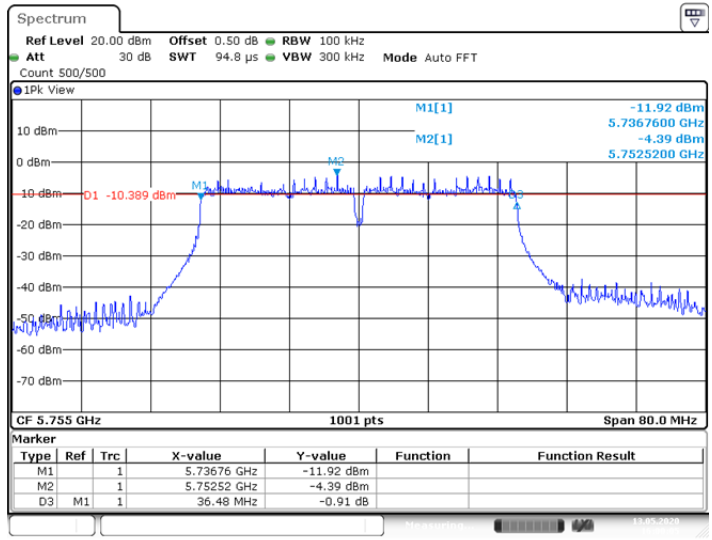
11AC20SISO\_Ant1\_5825



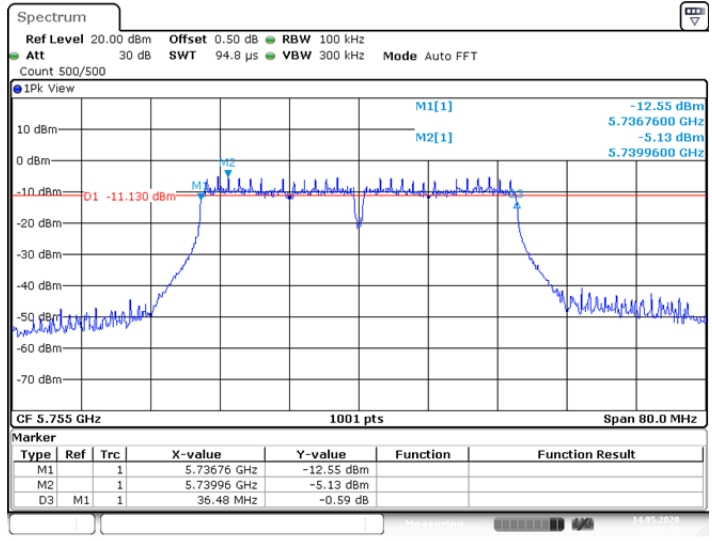
11AC20SISO\_Ant2\_5825



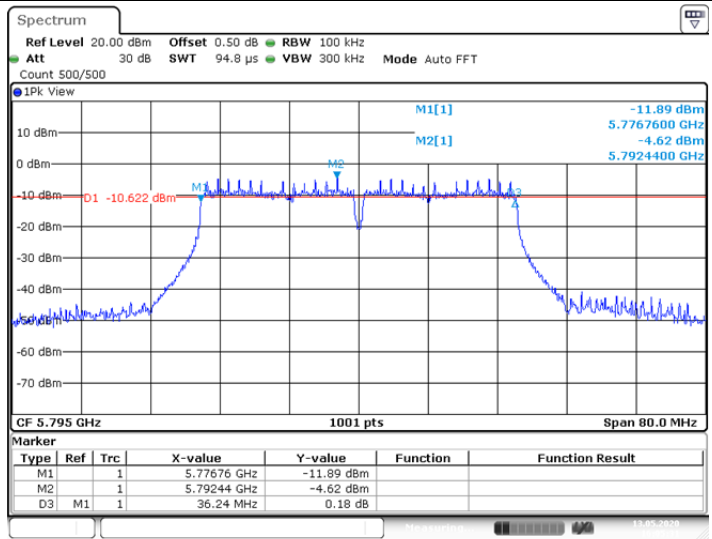
11AC40SISO\_Ant1\_5755



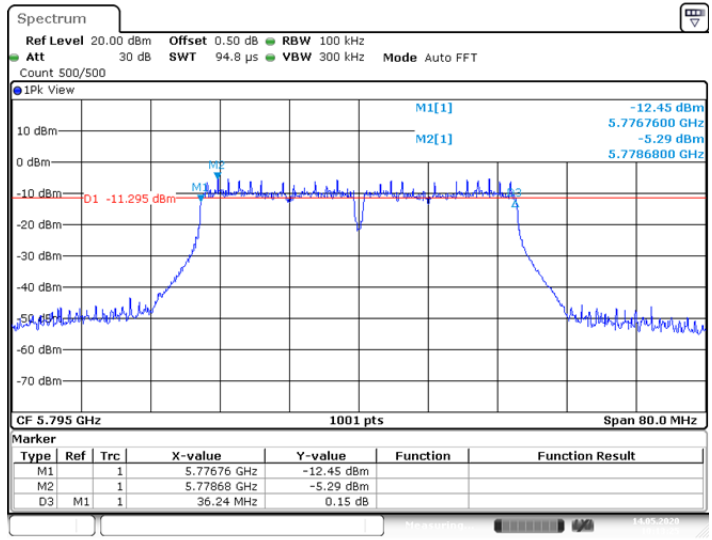
11AC40SISO\_Ant2\_5755



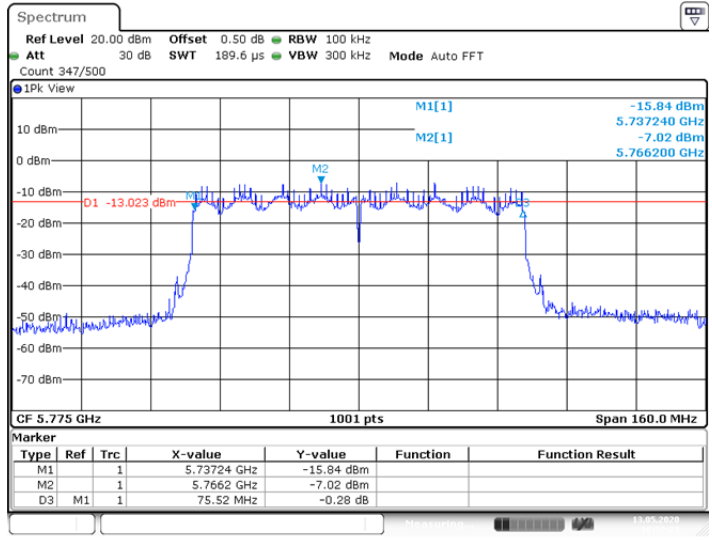
11AC40SISO\_Ant1\_5795



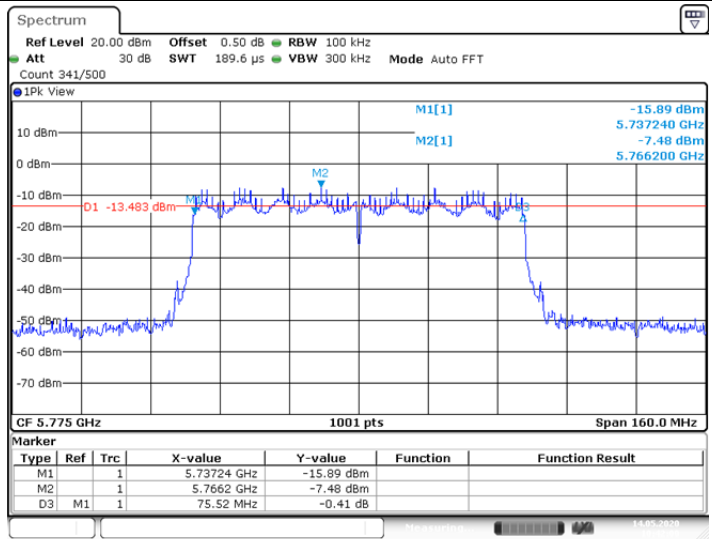
11AC40SISO\_Ant2\_5795



11AC80SISO\_Ant1\_5775



11AC80SISO\_Ant2\_5775



Date: 14.MAY.2020 10:42:00

## Appendix B: Maximum conducted output power

### Test Result

Test Mode	Antenna	Channel	Result [dBm]	Limit [dBm]	Verdict
11A	Ant1	5180	16.35	<=30	PASS
	Ant2	5180	15.10	<=30	PASS
	Ant1	5200	16.63	<=30	PASS
	Ant2	5200	15.37	<=30	PASS
	Ant1	5240	16.43	<=30	PASS
	Ant2	5240	15.81	<=30	PASS
	Ant1	5745	15.60	<=30	PASS
	Ant2	5745	15.67	<=30	PASS
	Ant1	5785	15.43	<=30	PASS
	Ant2	5785	15.38	<=30	PASS
	Ant1	5825	15.12	<=30	PASS
	Ant2	5825	15.17	<=30	PASS
11N20SISO	Ant1	5180	15.67	<=30	PASS
	Ant2	5180	14.31	<=30	PASS
	Ant1	5200	14.92	<=30	PASS
	Ant2	5200	14.33	<=30	PASS
	Ant1	5240	15.74	<=30	PASS
	Ant2	5240	14.24	<=30	PASS
	Ant1	5745	14.78	<=30	PASS
	Ant2	5745	13.94	<=30	PASS
	Ant1	5785	14.40	<=30	PASS
	Ant2	5785	13.79	<=30	PASS
	Ant1	5825	14.01	<=30	PASS
	Ant2	5825	14.14	<=30	PASS
11N40SISO	Ant1	5190	13.37	<=30	PASS
	Ant2	5190	13.40	<=30	PASS
	Ant1	5230	13.92	<=30	PASS
	Ant2	5230	14.32	<=30	PASS
	Ant1	5755	15.10	<=30	PASS
	Ant2	5755	15.36	<=30	PASS
	Ant1	5795	14.67	<=30	PASS
	Ant2	5795	15.02	<=30	PASS
11AC20SISO	Ant1	5180	15.42	<=30	PASS
	Ant2	5180	13.85	<=30	PASS
	Ant1	5200	15.87	<=30	PASS
	Ant2	5200	14.30	<=30	PASS
	Ant1	5240	15.74	<=30	PASS
	Ant2	5240	14.16	<=30	PASS
	Ant1	5745	15.78	<=30	PASS
	Ant2	5745	14.00	<=30	PASS
	Ant1	5785	15.42	<=30	PASS



	Ant2	5785	13.81	<=30	PASS
	Ant1	5825	15.04	<=30	PASS
	Ant2	5825	14.12	<=30	PASS
11AC40SISO	Ant1	5190	14.00	<=30	PASS
	Ant2	5190	13.49	<=30	PASS
	Ant1	5230	14.34	<=30	PASS
	Ant2	5230	14.28	<=30	PASS
	Ant1	5755	14.14	<=30	PASS
	Ant2	5755	13.83	<=30	PASS
	Ant1	5795	13.83	<=30	PASS
	Ant2	5795	13.51	<=30	PASS
11AC80SISO	Ant1	5210	12.80	<=30	PASS
	Ant2	5210	12.35	<=30	PASS
	Ant1	5775	13.29	<=30	PASS
	Ant2	5775	13.19	<=30	PASS
11N20MIMO	Ant1 + Ant2	5180	18.10	<=28.59	PASS
		5200	17.60	<=28.59	PASS
		5240	18.10	<=28.59	PASS
		5745	17.40	<=28.59	PASS
		5785	17.10	<=28.59	PASS
		5825	17.10	<=28.59	PASS
11N40MIMO	Ant1 + Ant2	5190	16.40	<=28.59	PASS
		5230	17.10	<=28.59	PASS
		5755	18.20	<=28.59	PASS
		5795	17.90	<=28.59	PASS
11AC20MIMO	Ant1 + Ant2	5180	17.70	<=28.59	PASS
		5200	18.20	<=28.59	PASS
		5240	18.00	<=28.59	PASS
		5745	18.00	<=28.59	PASS
		5785	17.70	<=28.59	PASS
		5825	17.60	<=28.59	PASS
11AC40MIMO	Ant1 + Ant2	5190	16.80	<=28.59	PASS
		5230	17.30	<=28.59	PASS
		5755	17.00	<=28.59	PASS
		5795	16.70	<=28.59	PASS
11AC80MIMO	Ant1 + Ant2	5210	15.60	<=28.59	PASS
		5775	16.30	<=28.59	PASS

Note: Test results increased RF cable loss by 0.5dB.

$$MIMO = (Ant1 + Ant2)/2$$

$$\text{The MIMO Directional Gain} = 7.41\text{dBi} > 6\text{dBi. So } P_{out} = P_{limit} - (G_{TX} - 6) = 30 - 1.41 = 28.59\text{dBm}$$

## Appendix C: Maximum power spectral density

### Test Result

Test Mode	Antenna	Channel	Result [dBm/MHz]	Limit [dBm/MHz]	Verdict
11A	Ant1	5180	8.48	<=17	PASS
	Ant2	5180	6.49	<=17	PASS
	Ant1	5200	8.28	<=17	PASS
	Ant2	5200	7.16	<=17	PASS
	Ant1	5240	8.21	<=17	PASS
	Ant2	5240	8.08	<=17	PASS
	Ant1	5745	3.77	<=30	PASS
	Ant2	5745	4.23	<=30	PASS
	Ant1	5785	3.71	<=30	PASS
	Ant2	5785	3.69	<=30	PASS
	Ant1	5825	3.59	<=30	PASS
	Ant2	5825	3.93	<=30	PASS
11N20SISO	Ant1	5180	7.18	<=17	PASS
	Ant2	5180	5.93	<=17	PASS
	Ant1	5200	6.79	<=17	PASS
	Ant2	5200	6.55	<=17	PASS
	Ant1	5240	8.19	<=17	PASS
	Ant2	5240	6.62	<=17	PASS
	Ant1	5745	2.66	<=30	PASS
	Ant2	5745	1.65	<=30	PASS
	Ant1	5785	2.88	<=30	PASS
	Ant2	5785	3.15	<=30	PASS
	Ant1	5825	1.93	<=30	PASS
	Ant2	5825	1.96	<=30	PASS
11N40SISO	Ant1	5190	2.5	<=17	PASS
	Ant2	5190	2.58	<=17	PASS
	Ant1	5230	3.37	<=17	PASS
	Ant2	5230	2.79	<=17	PASS
	Ant1	5755	0.24	<=30	PASS
	Ant2	5755	0.8	<=30	PASS
	Ant1	5795	-0.62	<=30	PASS
	Ant2	5795	-0.06	<=30	PASS
11AC20SISO	Ant1	5180	7.12	<=17	PASS
	Ant2	5180	5.48	<=17	PASS
	Ant1	5200	7.89	<=17	PASS
	Ant2	5200	5.58	<=17	PASS
	Ant1	5240	8.23	<=17	PASS
	Ant2	5240	5.91	<=17	PASS
	Ant1	5745	3.63	<=30	PASS
	Ant2	5745	3.64	<=30	PASS
	Ant1	5785	3.85	<=30	PASS

	Ant2	5785	3.12	<=30	PASS
	Ant1	5825	4.30	<=30	PASS
	Ant2	5825	2.16	<=30	PASS
11AC40SISO	Ant1	5190	3.28	<=17	PASS
	Ant2	5190	2.73	<=17	PASS
	Ant1	5230	3.49	<=17	PASS
	Ant2	5230	3.65	<=17	PASS
	Ant1	5755	-0.43	<=30	PASS
	Ant2	5755	-1.55	<=30	PASS
	Ant1	5795	-1.06	<=30	PASS
	Ant2	5795	-1.91	<=30	PASS
11AC80SISO	Ant1	5210	0.32	<=17	PASS
	Ant2	5210	-0.67	<=17	PASS
	Ant1	5775	-3.82	<=30	PASS
	Ant2	5775	-4.51	<=30	PASS
11N20MIMO	Ant1 + Ant2	5180	9.61	<=15.59	PASS
		5200	9.68	<=15.59	PASS
		5240	10.49	<=15.59	PASS
		5745	5.19	<=28.59	PASS
		5785	6.03	<=28.59	PASS
		5825	4.96	<=28.59	PASS
11N40MIMO	Ant1 + Ant2	5190	5.55	<=15.59	PASS
		5230	6.10	<=15.59	PASS
		5755	3.54	<=28.59	PASS
		5795	2.68	<=28.59	PASS
11AC20MIMO	Ant1 + Ant2	5180	9.39	<=15.59	PASS
		5200	9.90	<=15.59	PASS
		5240	10.23	<=15.59	PASS
		5745	6.65	<=28.59	PASS
		5785	6.51	<=28.59	PASS
		5825	6.37	<=28.59	PASS
11AC40MIMO	Ant1 + Ant2	5190	6.02	<=15.59	PASS
		5230	6.58	<=15.59	PASS
		5755	2.06	<=28.59	PASS
		5795	1.55	<=28.59	PASS
11AC80MIMO	Ant1 + Ant2	5210	2.86	<=15.59	PASS
		5775	-1.14	<=28.59	PASS

Note: 1. The Result and Limit Unit is dBm/500 kHz in the band 5.725–5.85 GHz.

2. The Duty Cycle Factor and RBW Factor is compensated in the graph.

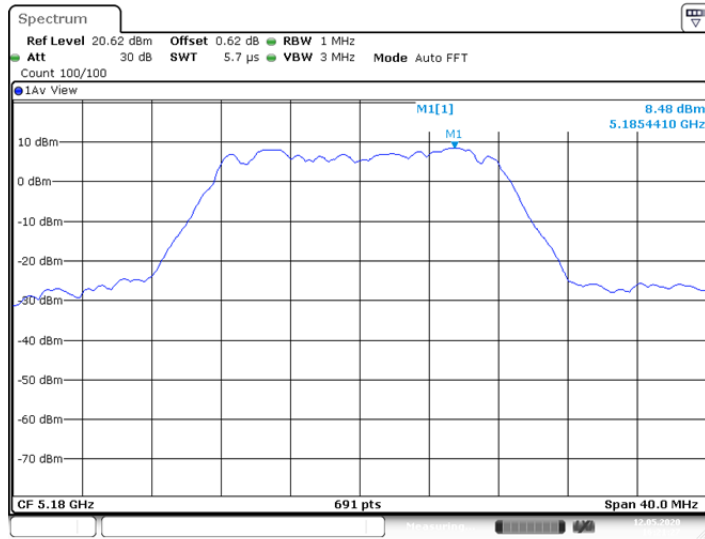
3. MIMO= (Ant1 + Ant2)/2

4. The MIMO Directional Gain=7.41dBi >6dBi. So Band 1 Pout = $P_{limit}-(G_{TX}-6)$ ]=17-1.41=15.59dBm

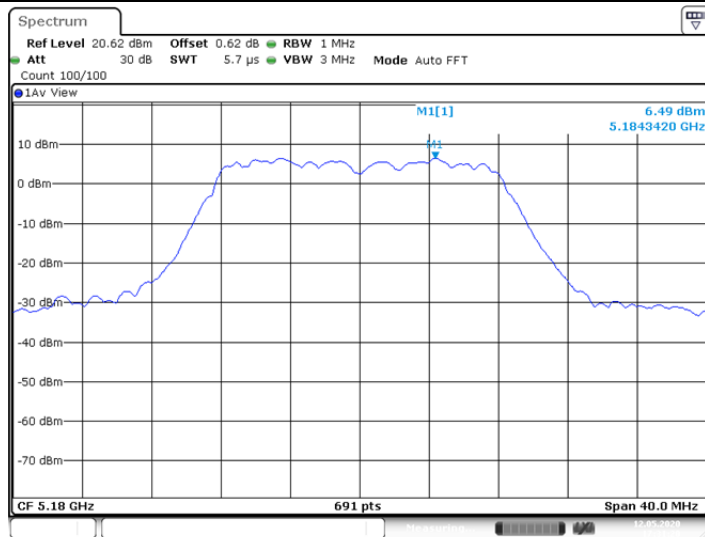
So Band 4 Pout = $P_{limit}-(G_{TX}-6)$ ]=30-1.41=28.59dBm

# Test Graphs

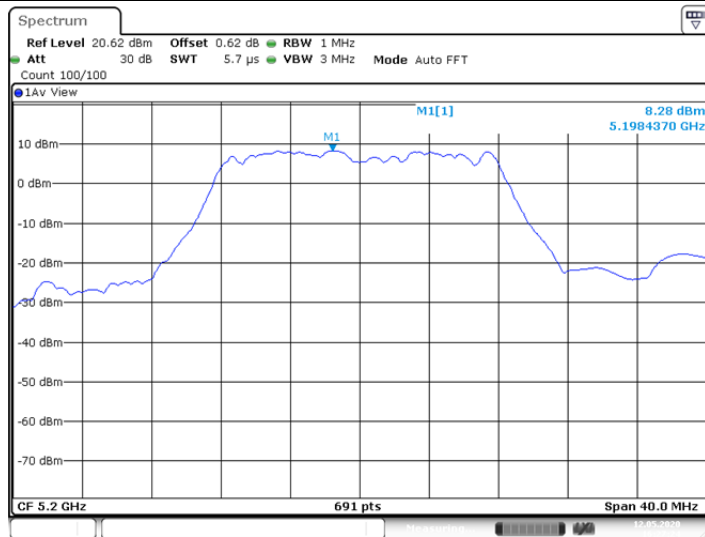
## 11A\_Ant1\_5180



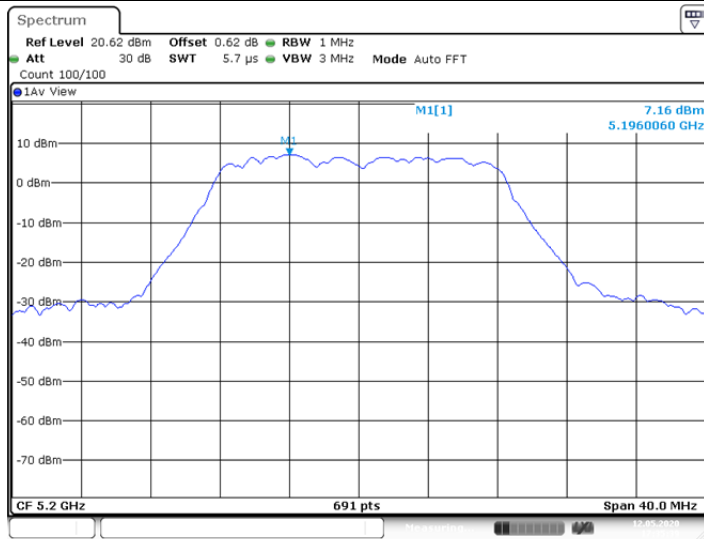
## 11A\_Ant2\_5180



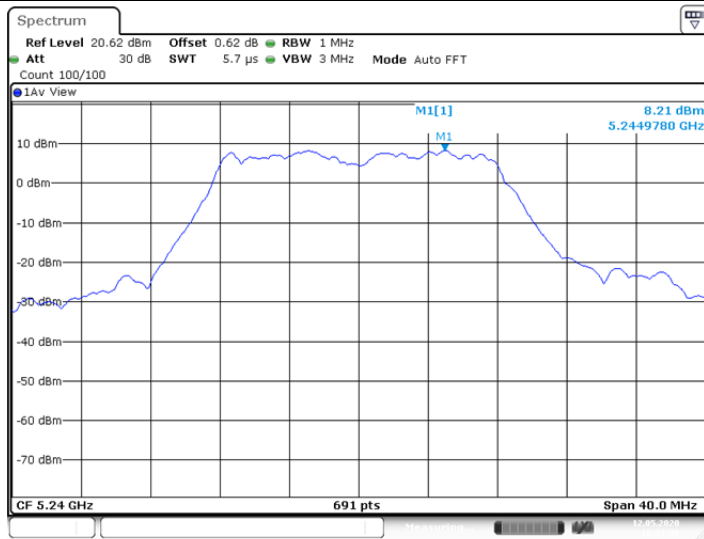
## 11A\_Ant1\_5200



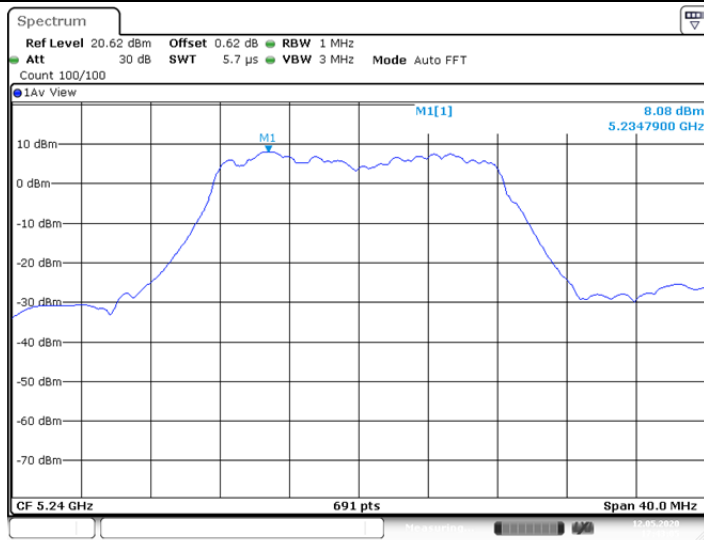
## 11A\_Ant2\_5200



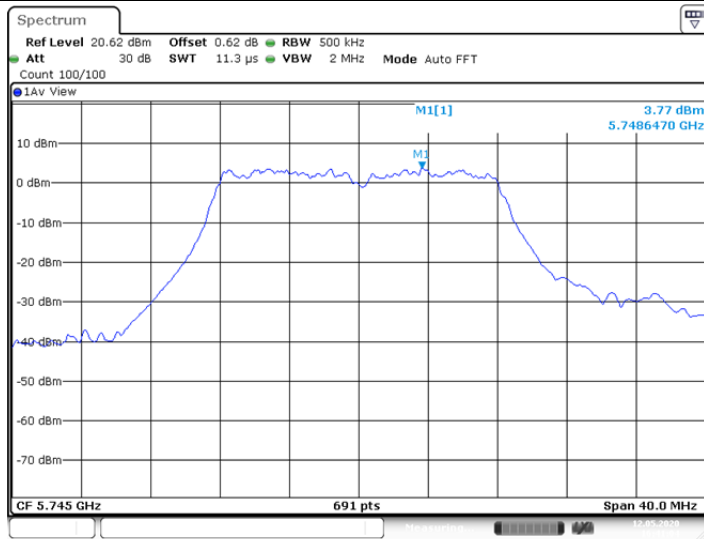
11A\_Ant1\_5240



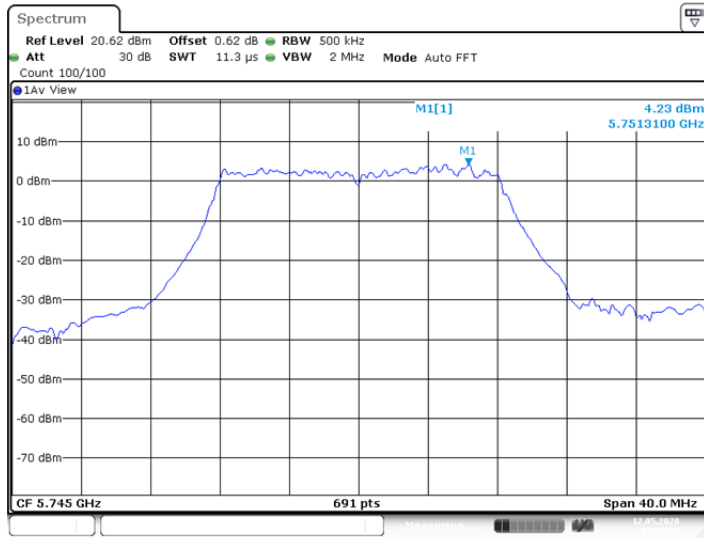
11A\_Ant2\_5240



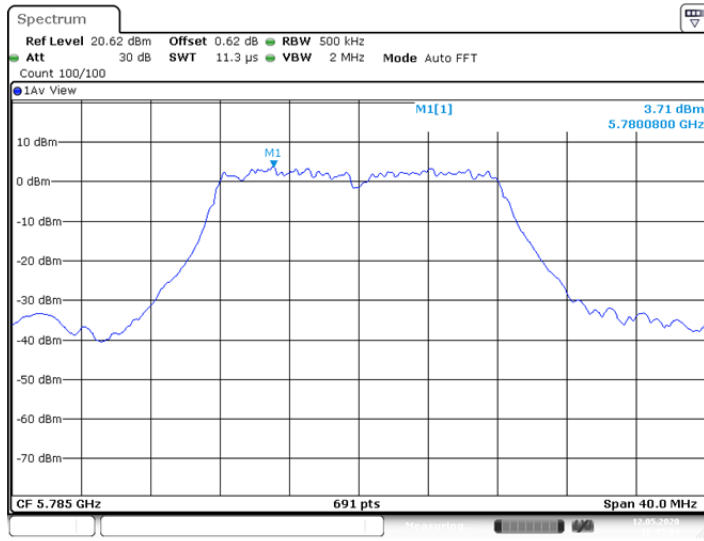
11A\_Ant1\_5745



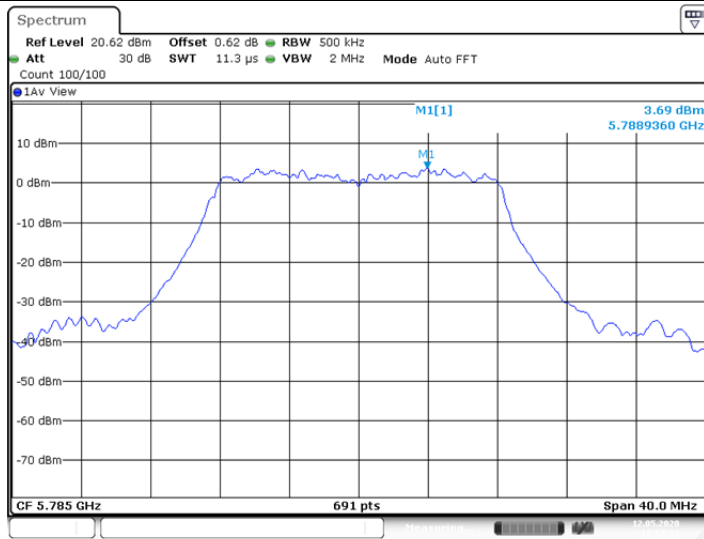
11A\_Ant2\_5745



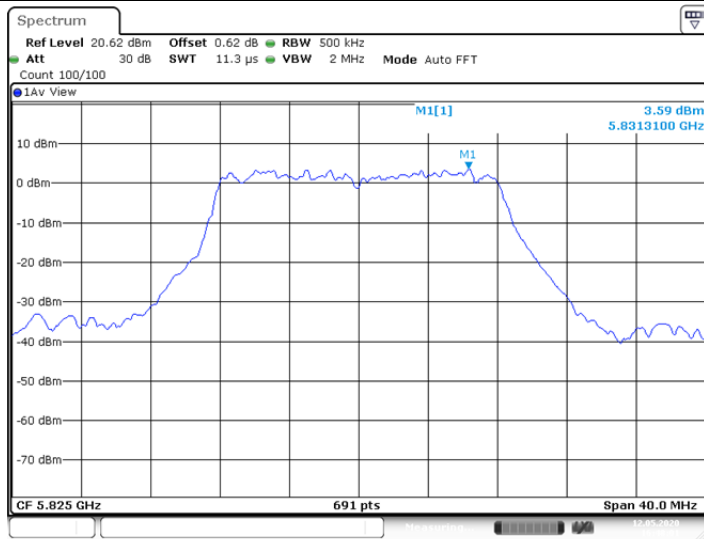
11A\_Ant1\_5785



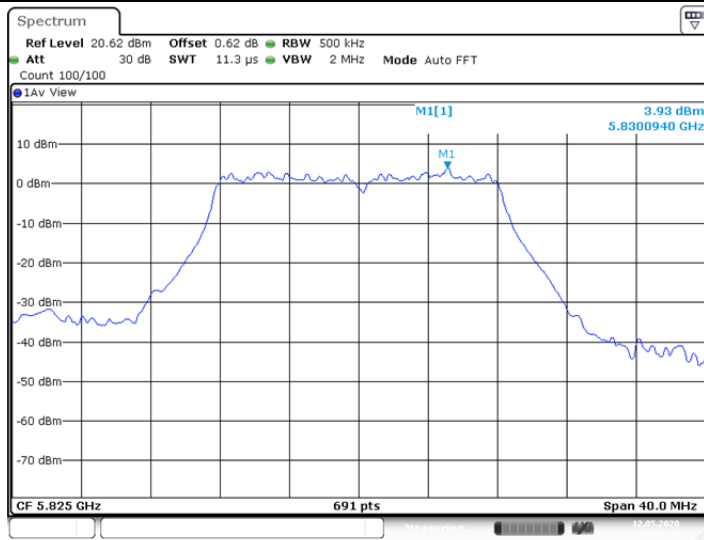
11A\_Ant2\_5785



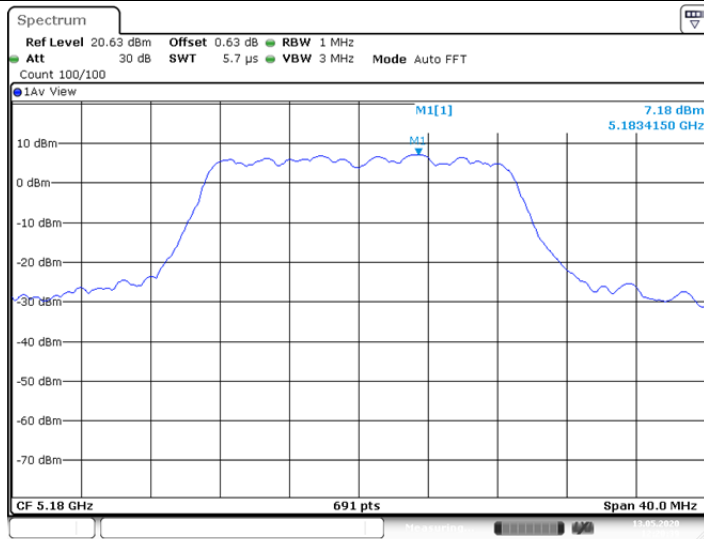
11A\_Ant1\_5825



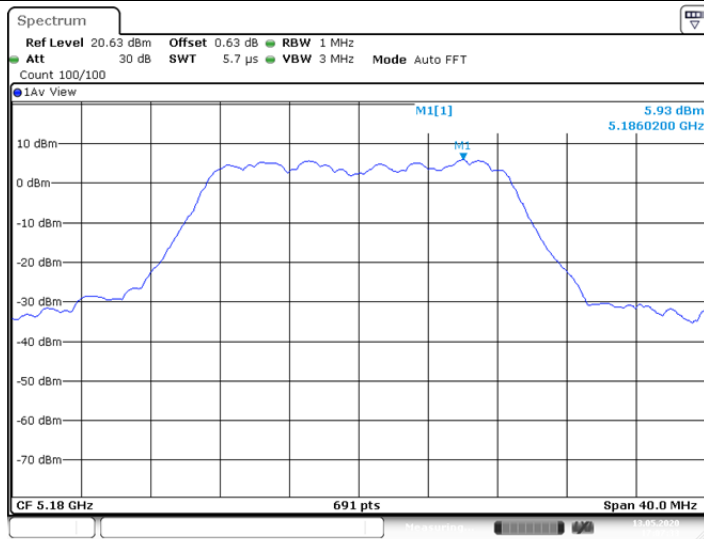
11A\_Ant2\_5825



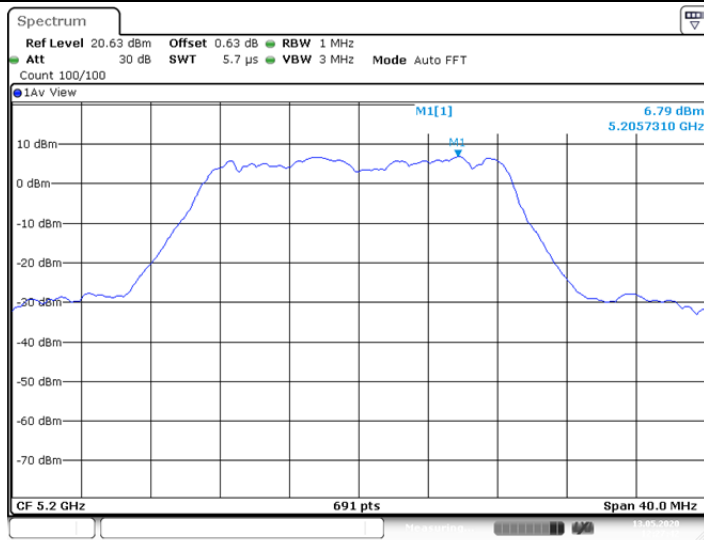
11N20SISO\_Ant1\_5180



11N20SISO\_Ant2\_5180

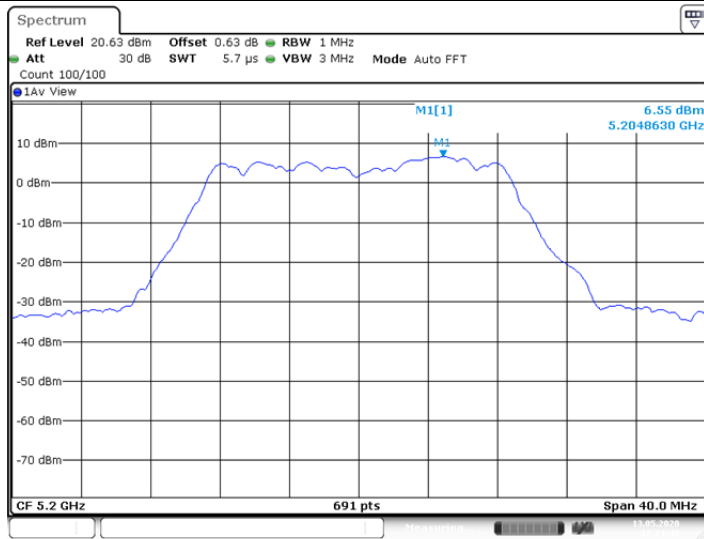


11N20SISO\_Ant1\_5200

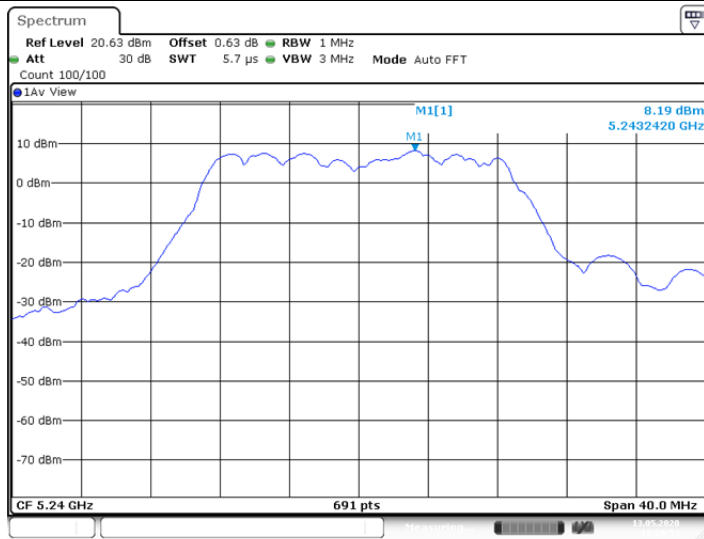


11N20SISO\_Ant2\_5200

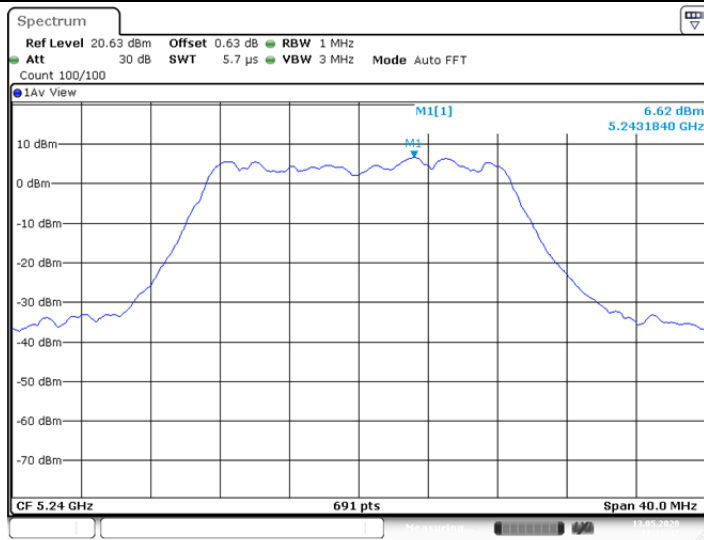




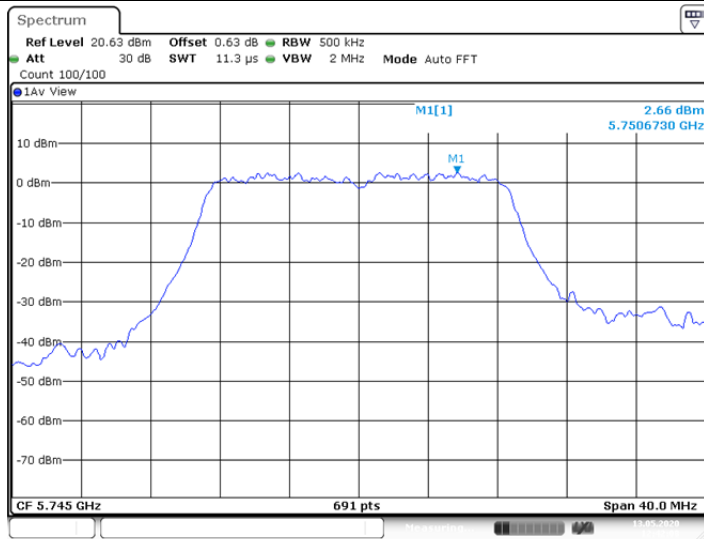
11N20SISO\_Ant1\_5240



11N20SISO\_Ant2\_5240

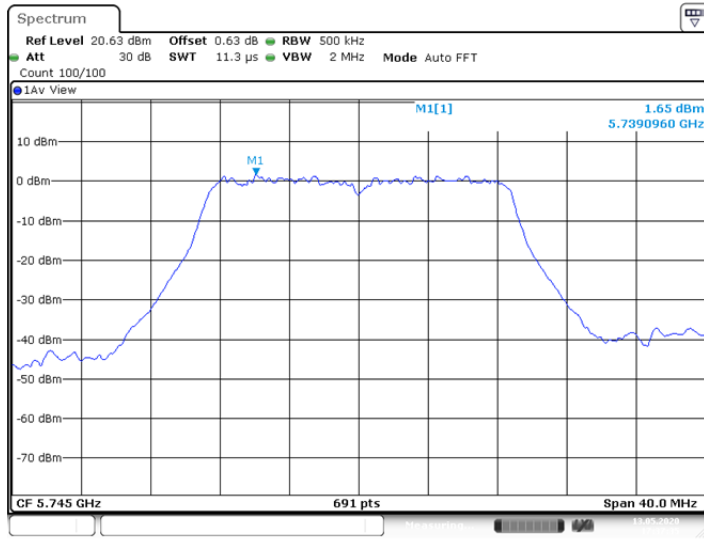


11N20SISO\_Ant1\_5745



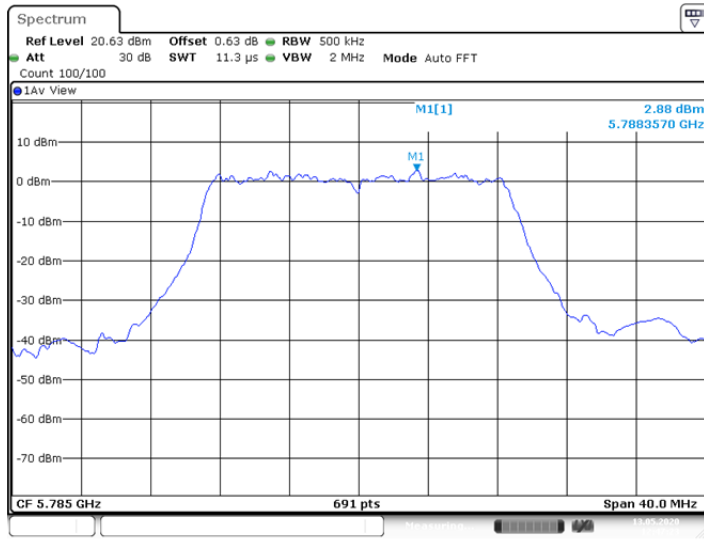
Date: 13.MAY.2020 12:42:07

11N20SISO\_Ant2\_5745



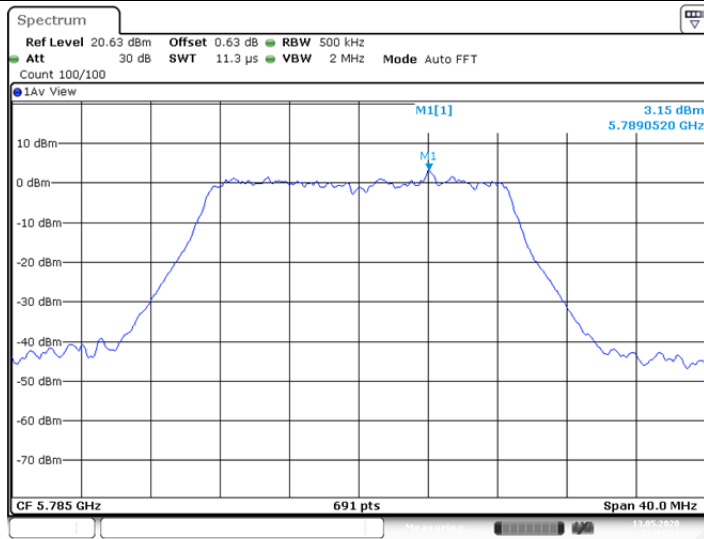
Date: 13.MAY.2020 17:37:35

11N20SISO\_Ant1\_5785

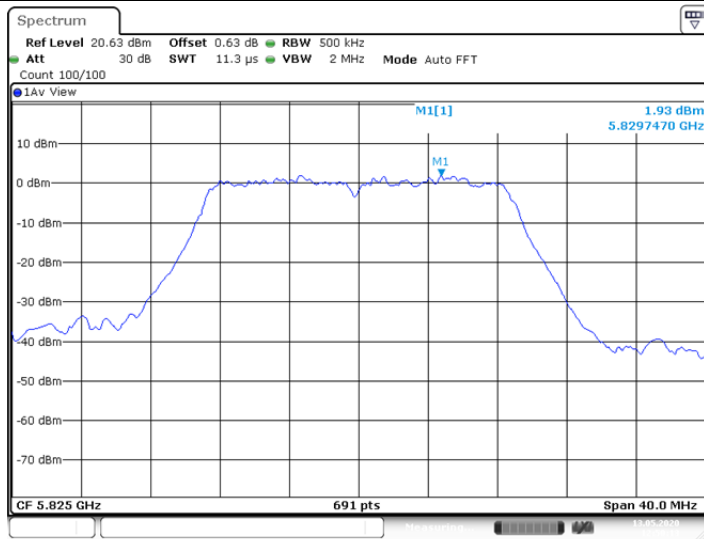


Date: 13.MAY.2020 12:47:22

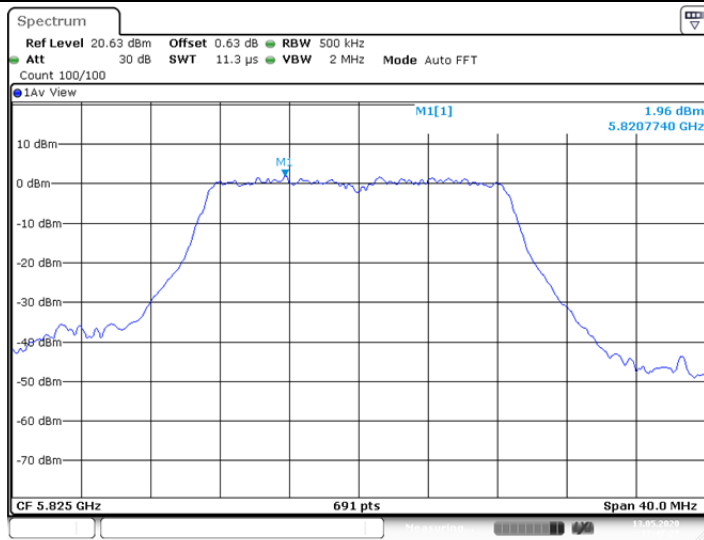
11N20SISO\_Ant2\_5785



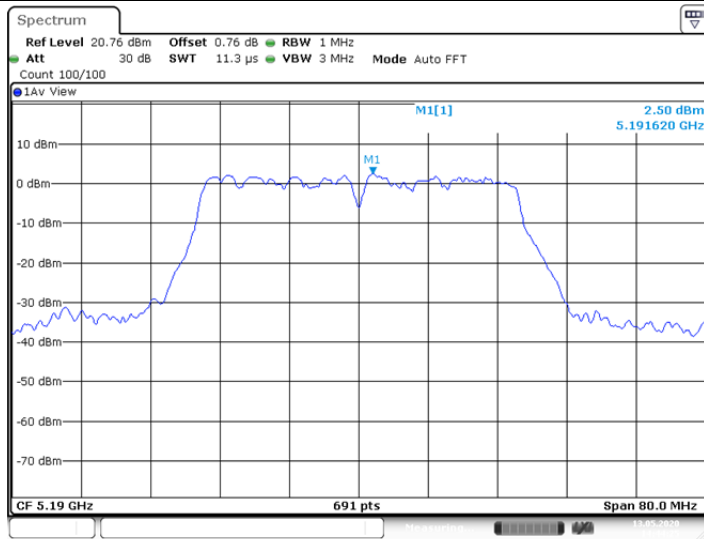
11N20SISO\_Ant1\_5825



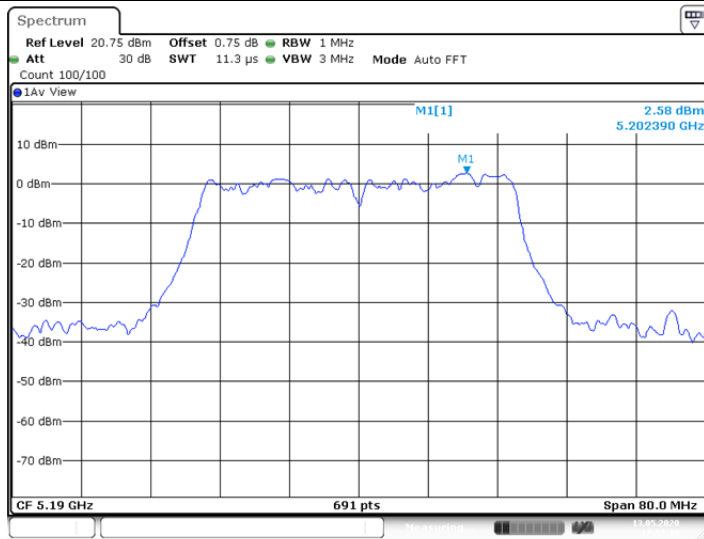
11N20SISO\_Ant2\_5825



11N40SISO\_Ant1\_5190



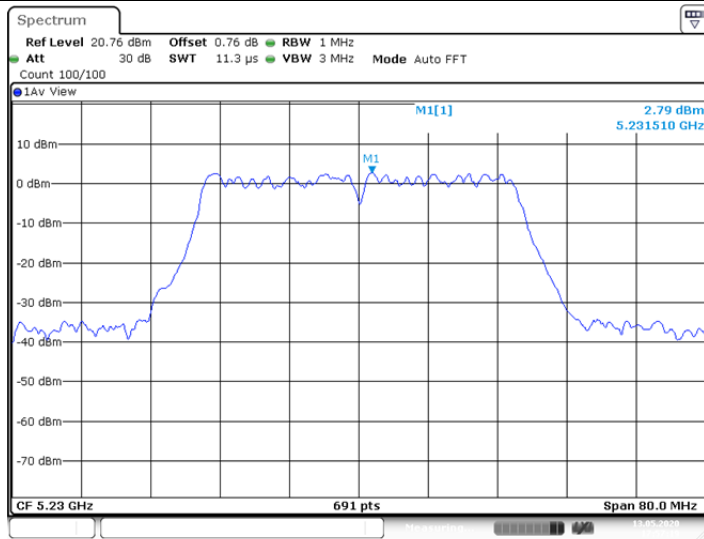
11N40SISO\_Ant2\_5190



11N40SISO\_Ant1\_5230

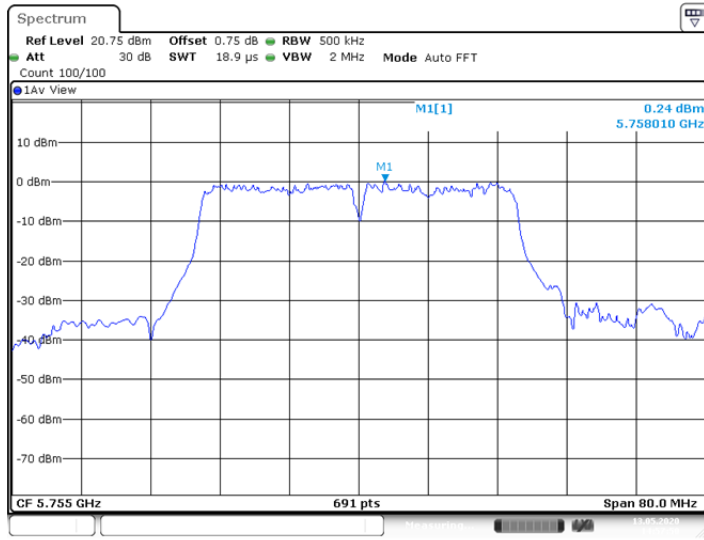


11N40SISO\_Ant2\_5230



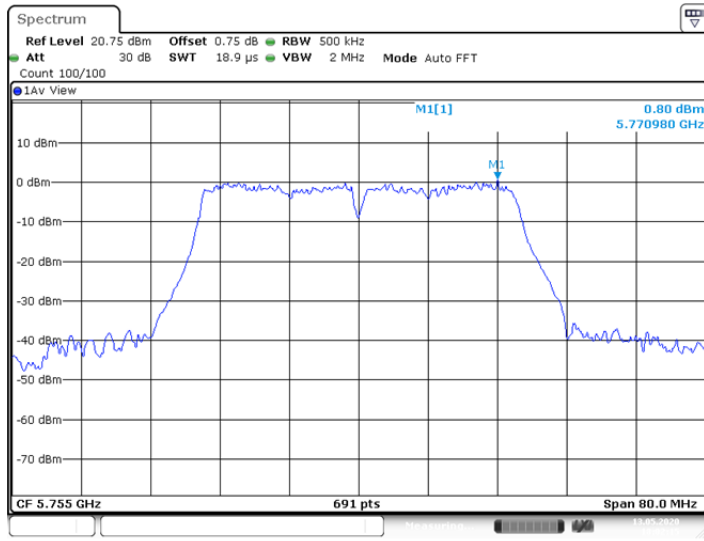
Date: 13.MAY.2020 17:57:19

11N40SISO\_Ant1\_5755



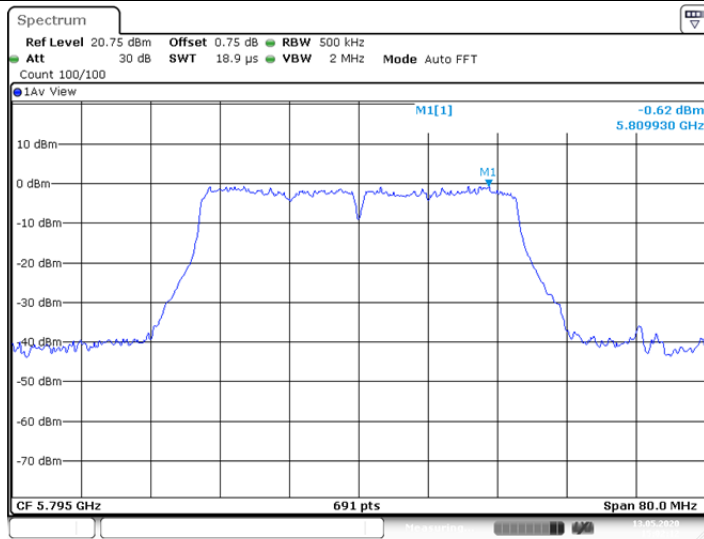
Date: 13.MAY.2020 14:57:50

11N40SISO\_Ant2\_5755

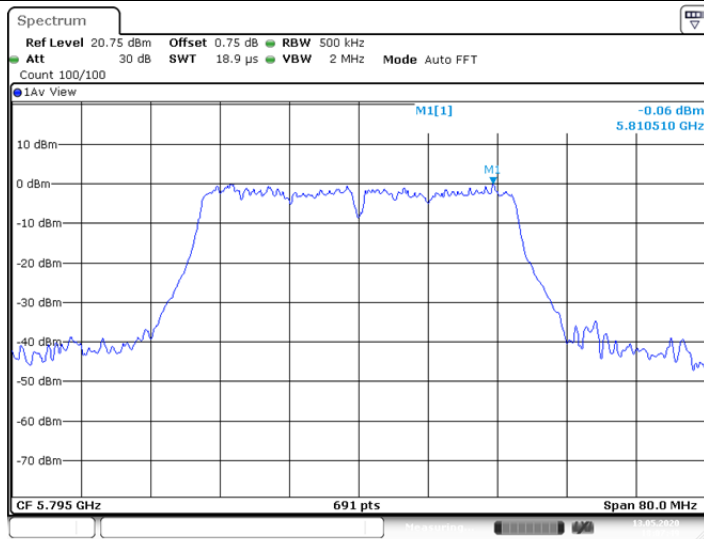


Date: 13.MAY.2020 18:02:15

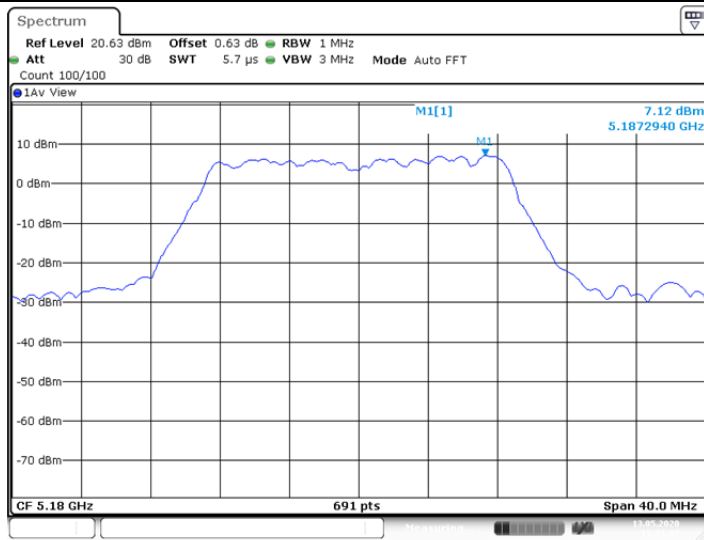
11N40SISO\_Ant1\_5795



11N40SISO\_Ant2\_5795



11AC20SISO\_Ant1\_5180



11AC20SISO\_Ant2\_5180