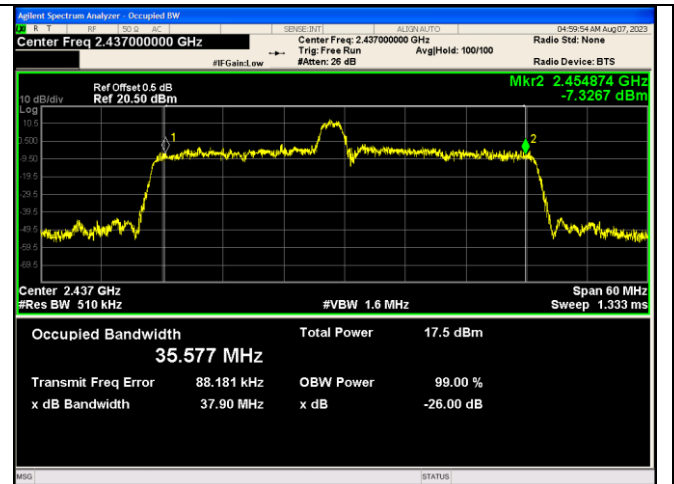
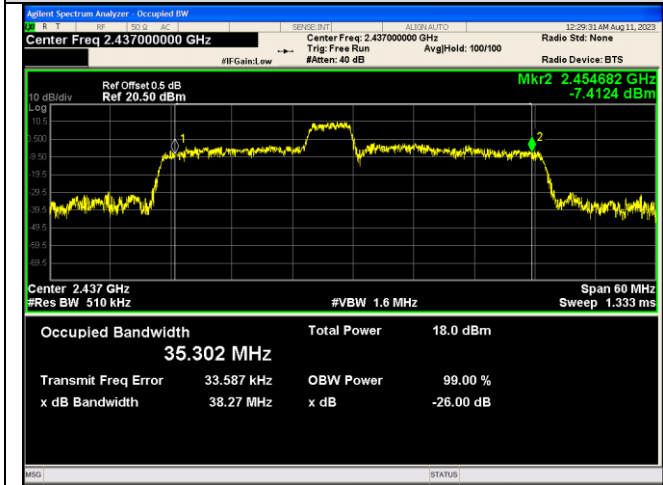


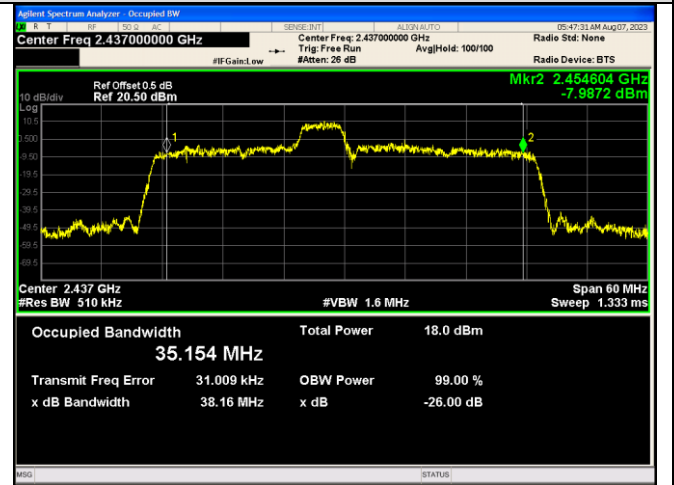
IEEE 802.11ax_Channel 6_40MHz_Antenna 0_RU&Index 26RU8



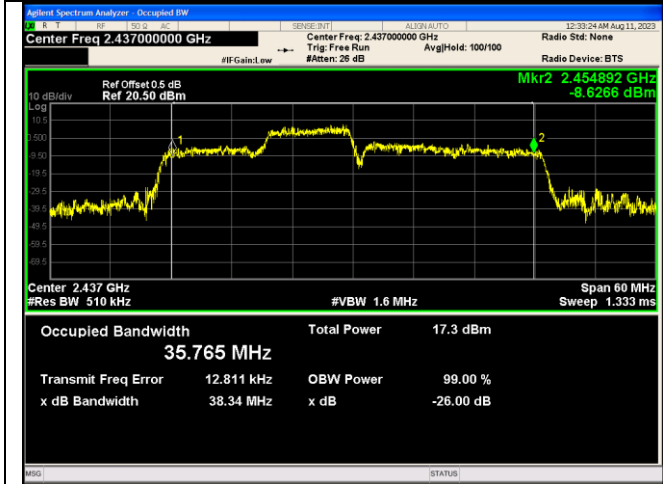
IEEE 802.11ax_Channel 6_40MHz_Antenna 1_RU&Index 26RU8



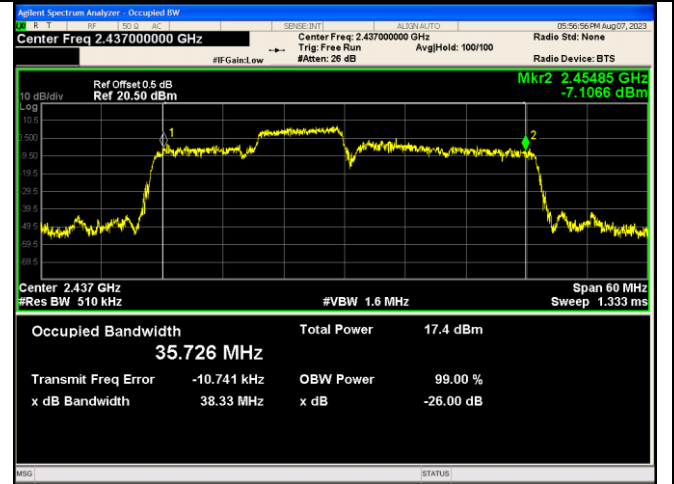
IEEE 802.11ax_Channel 6_40MHz_Antenna 0_RU&Index 52RU40



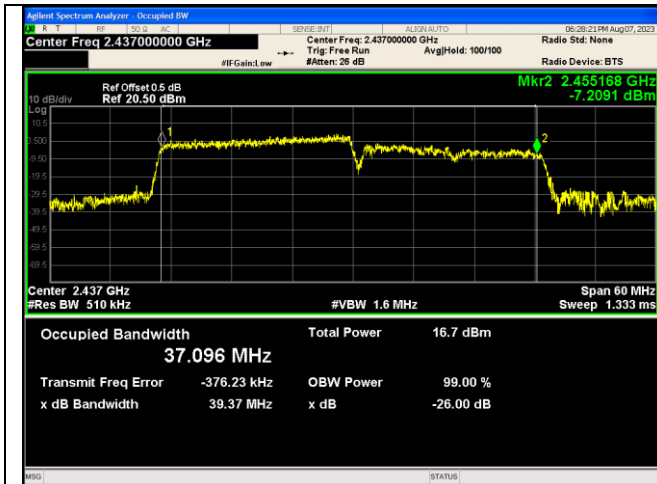
IEEE 802.11ax_Channel 6_40MHz_Antenna 1_RU&Index 52RU40



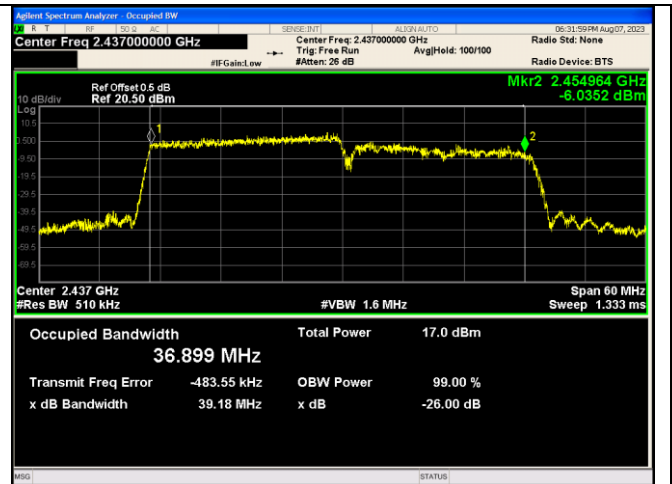
IEEE 802.11ax_Channel 6_40MHz_Antenna 0_RU&Index 106RU54



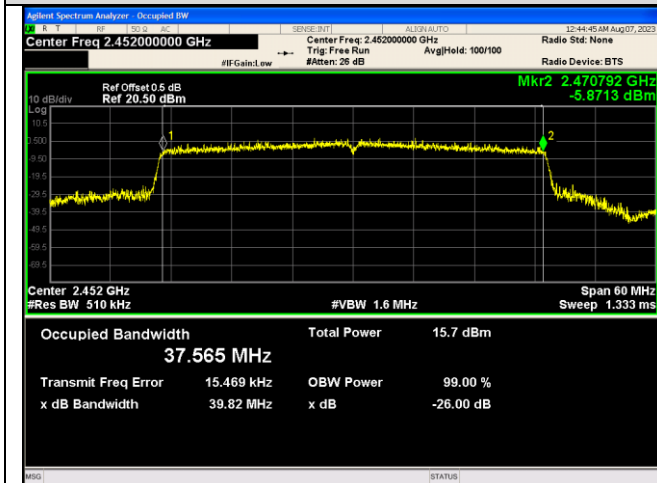
IEEE 802.11ax_Channel 6_40MHz_Antenna 1_RU&Index 106RU54



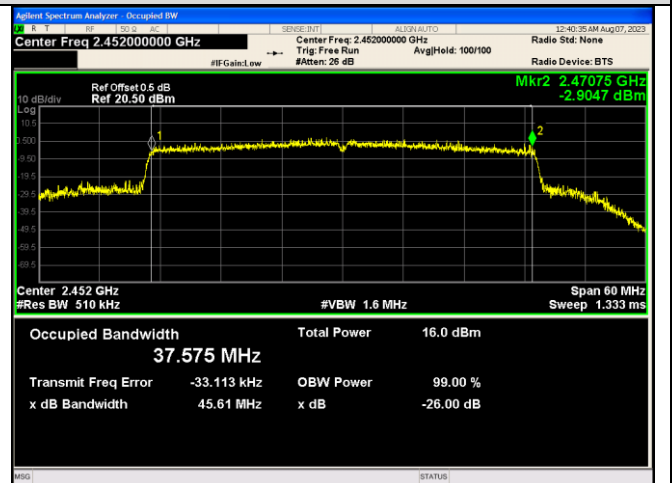
IEEE 802.11ax_Channel 6_40MHz_Antenna 0_RU&Index 242RU61



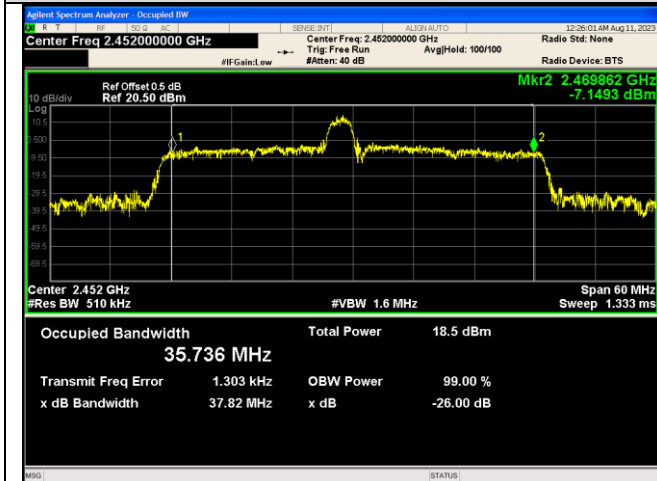
IEEE 802.11ax_Channel 6_40MHz_Antenna 1_RU&Index 242RU61



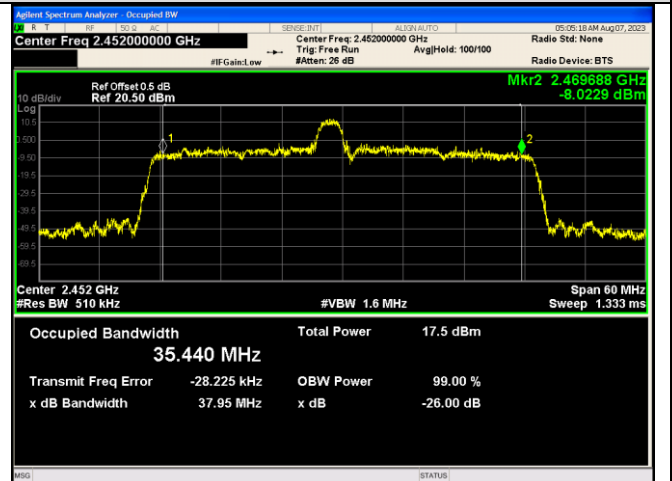
IEEE 802.11ax_Channel 9_40MHz_Antenna 0_RU&Index 484RU65



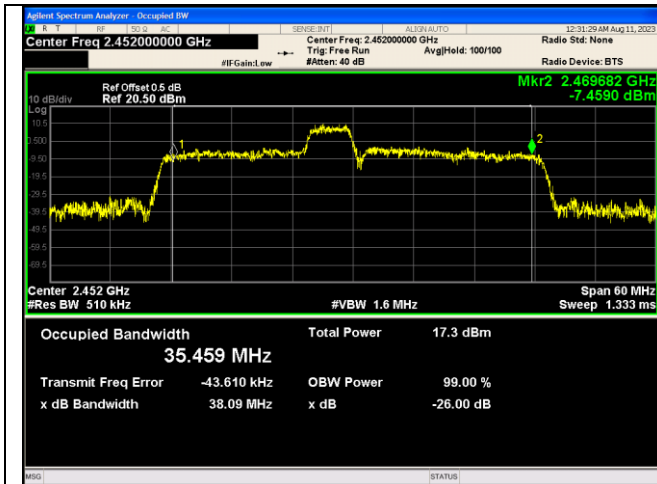
IEEE 802.11ax_Channel 9_40MHz_Antenna 1_RU&Index 484RU65



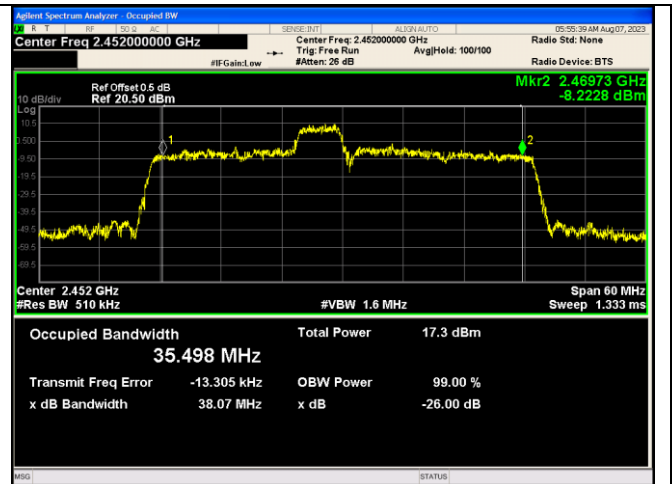
IEEE 802.11ax_Channel 9_40MHz_Antenna 0_RU&Index 26RU8



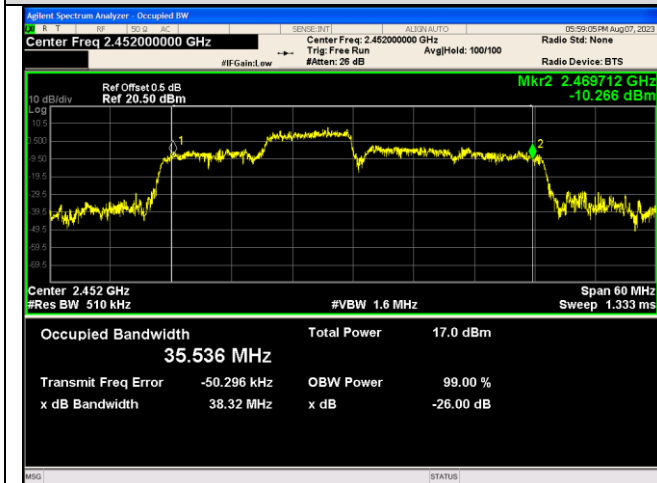
IEEE 802.11ax_Channel 9_40MHz_Antenna 1_RU&Index 26RU8



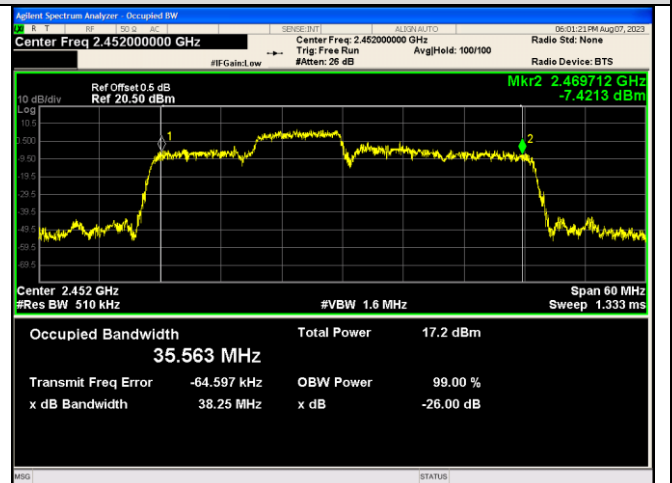
IEEE 802.11ax_Channel 9_40MHz_Antenna 0_RU&Index 52RU40



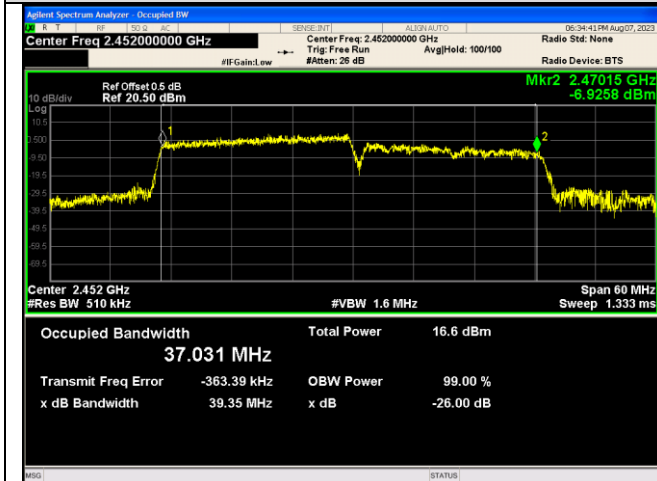
IEEE 802.11ax_Channel 9_40MHz_Antenna 1_RU&Index 52RU40



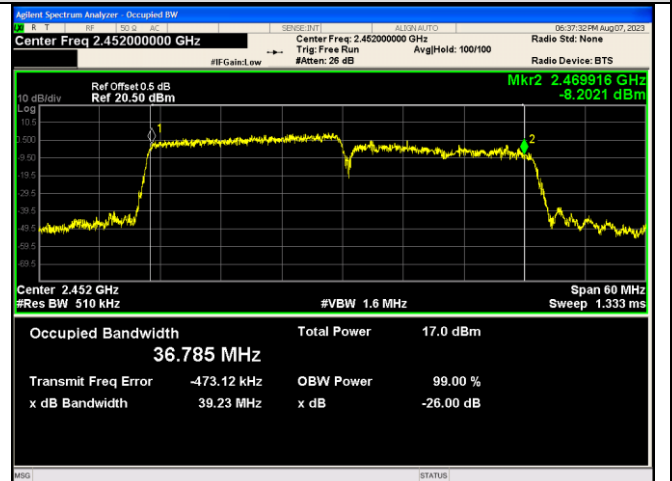
IEEE 802.11ax_Channel 9_40MHz_Antenna 0_RU&Index 106RU54



IEEE 802.11ax_Channel 9_40MHz_Antenna 1_RU&Index 106RU54



IEEE 802.11ax_Channel 9_40MHz_Antenna 0_RU&Index 242RU61



IEEE 802.11ax_Channel 9_40MHz_Antenna 1_RU&Index 242RU61



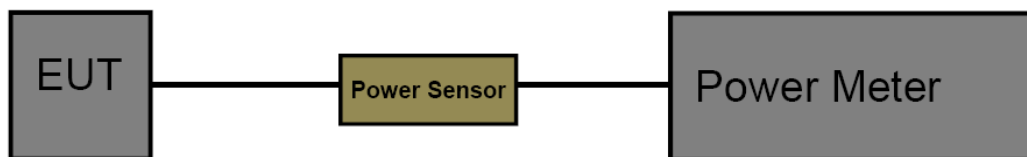
3.6. Output Power

Limit

FCC CFR Title 47 Part 15 Subpart C Section 15.247 (b)(3)

Section	Test Item	Limit	Frequency Range(MHz)
CFR 47 FCC 15.247(b)(3)	Maximum conducted output power	1 Watt or 30dBm	2400~2483.5

Test Configuration



Test Procedure

1. The maximum conducted output power may be measured using a broadband RF power meter.
2. Power measurements were performed only when the EUT was transmitting at its maximum power control level using a broadband power meter with a pulse sensor.
3. The power meter implemented triggering and gating capabilities which were set up such that power measurements were recorded only during the ON time of the transmitter.
4. Record the measurement data.

Test Mode

Please refer to the clause 2.4

Test Result



Mode	Channel	Ant. 0 (dBm)	Ant. 1 (dBm)	Total (dBm)	Limit (dBm)	Result
IEEE 802.11b	1	13.1	12.53	N/A	30	PASS
	6	13.03	13.05	N/A	30	PASS
	11	13.44	12.28	N/A	30	PASS
IEEE 802.11g	1	11.65	11.99	N/A	30	PASS
	6	11.47	12.48	N/A	30	PASS
	11	11.89	11.82	N/A	30	PASS
IEEE 802.11n_20	1	11.03	10.67	13.86	27.68	PASS
	6	10.96	11.11	14.05	27.68	PASS
	11	11.47	10.46	14.0	27.68	PASS
IEEE 802.11n_40	3	9.38	9.16	12.28	27.68	PASS
	6	9.42	9.74	12.59	27.68	PASS
	9	9.57	9.87	12.73	27.68	PASS

Mode	Channel	RU & Index	Ant. 0 (dBm)	Ant. 1 (dBm)	Total (dBm)	Limit (dBm)	Result	
IEEE 802.11ax_20	1	242RU61	11.04	10.66	13.86	27.68	PASS	
		26RU0	9.27	9.14	12.22	27.68	PASS	
		26RU4	10.5	10.47	13.5	27.68	PASS	
		26RU8	10.56	10.34	13.46	27.68	PASS	
		52RU37	10.29	10.14	13.23	27.68	PASS	
		52RU38	10.64	10.37	13.52	27.68	PASS	
		52RU40	10.29	10.09	13.2	27.68	PASS	
		106RU53	9.9	9.7	12.81	27.68	PASS	
		106RU54	10.41	10.0	13.22	27.68	PASS	
		6	242RU61	10.93	11.18	14.07	27.68	PASS
			26RU0	10.58	10.74	13.67	27.68	PASS
			26RU4	10.82	10.97	13.91	27.68	PASS
	26RU8		10.43	10.6	13.53	27.68	PASS	
	52RU37		10.21	10.5	13.37	27.68	PASS	
	52RU38		10.61	10.66	13.65	27.68	PASS	
	11	52RU40	10.19	10.42	13.32	27.68	PASS	
		106RU53	9.86	10.12	13.0	27.68	PASS	
		106RU54	10.17	10.44	13.32	27.68	PASS	
		242RU61	11.42	10.55	14.02	27.68	PASS	
		26RU0	11.13	10.33	13.76	27.68	PASS	
		26RU4	11.54	10.3	13.97	27.68	PASS	
	IEEE 802.11ax_40	3	26RU8	9.8	8.64	12.27	27.68	PASS
			52RU37	10.71	9.96	13.36	27.68	PASS
			52RU38	10.94	10.18	13.59	27.68	PASS
52RU40			10.75	9.8	13.31	27.68	PASS	
106RU53			10.31	9.54	12.95	27.68	PASS	
106RU54			10.67	9.79	13.26	27.68	PASS	
6			484RU65	9.96	9.92	12.95	27.68	PASS
			26RU0	6.63	6.93	9.79	27.68	PASS
			26RU8	9.66	9.77	12.73	27.68	PASS
			26RU17	9.5	9.49	12.51	27.68	PASS
			52RU37	7.62	7.33	10.49	27.68	PASS
			52RU40	10.02	9.53	12.79	27.68	PASS
		52RU44	9.91	9.52	12.73	27.68	PASS	
		106RU53	7.99	7.83	10.92	27.68	PASS	
		106RU54	9.51	9.38	12.46	27.68	PASS	
		106RU56	9.61	9.0	12.33	27.68	PASS	
		242RU61	9.67	9.3	12.5	27.68	PASS	
		242RU62	9.93	9.71	12.83	27.68	PASS	
6		484RU65	9.94	10.28	13.12	27.68	PASS	
		26RU0	9.18	9.66	12.44	27.68	PASS	
		26RU8	10.02	10.02	13.03	27.68	PASS	
		26RU17	9.15	9.89	12.55	27.68	PASS	
		52RU37	9.79	10.13	12.97	27.68	PASS	
		52RU40	9.92	10.27	13.11	27.68	PASS	
	52RU44	9.49	10.38	12.97	27.68	PASS		
	106RU53	9.63	10.12	12.89	27.68	PASS		
106RU54	9.53	9.98	12.77	27.68	PASS			

CTC Laboratories, Inc.

1-2/F., Building 2, Jiaquan Building, Guanlan High-Tech Park, Shenzhen, Guangdong, China

Tel.: (86)755-27521059

Fax: (86)755-27521011

Http://www.sz-ctc.org.cn

中国国家认证认可监督管理委员会
Certification and Accreditation Administration of the People's Republic of ChinaFor anti-fake verification, please visit the official website of Certification and Accreditation Administration of the People's Republic of China : yz.cnca.cn



		106RU56	9.6	9.84	12.73	27.68	PASS
		242RU61	9.39	9.83	12.63	27.68	PASS
		242RU62	9.87	10.09	12.99	27.68	PASS
	9	484RU65	9.82	10.41	13.14	27.68	PASS
		26RU0	10.01	9.1	12.59	27.68	PASS
		26RU8	9.51	9.91	12.72	27.68	PASS
		26RU17	7.27	7.3	10.3	27.68	PASS
		52RU37	9.91	10.28	13.11	27.68	PASS
		52RU40	9.49	9.89	12.7	27.68	PASS
		52RU44	7.71	8.16	10.95	27.68	PASS
		106RU53	9.66	10.1	12.9	27.68	PASS
		106RU54	9.57	9.72	12.66	27.68	PASS
		106RU56	8.73	9.02	11.89	27.68	PASS
		242RU61	9.39	9.75	12.58	27.68	PASS
		242RU62	9.86	9.97	12.93	27.68	PASS

Note:

1. Test results increased RF cable loss by 0.5dB.

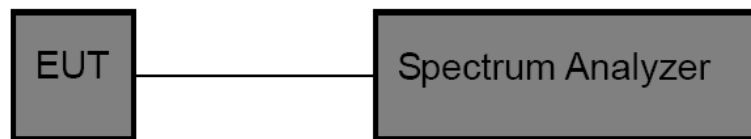
3.7. Power Spectral Density

Limit

FCC CFR Title 47 Part 15 Subpart C Section 15.247 (e)

Test Item	Limit	Frequency Range(MHz)
Power Spectral Density	8dBm (in any 3 kHz)	2400~2483.5

Test Configuration



Test Procedure

1. The EUT was directly connected to the spectrum analyzer and antenna output port as show in the block diagram above.
2. The EUT was directly connected to the Spectrum Analyzer and antenna output port as show in the block diagram above. The measurement according to section 10.2 of KDB 558074 D01 DTS Meas Guidance v05r02.
3. Spectrum Setting:
Set analyzer center frequency to DTS channel center frequency.
Set the span to 1.5 times the DTS bandwidth.
Set the RBW to: 3 kHz
Set the VBW to: 10 kHz
Detector: peak
Sweep time: auto
Allow trace to fully stabilize. Then use the peak marker function to determine the maximum amplitude level.

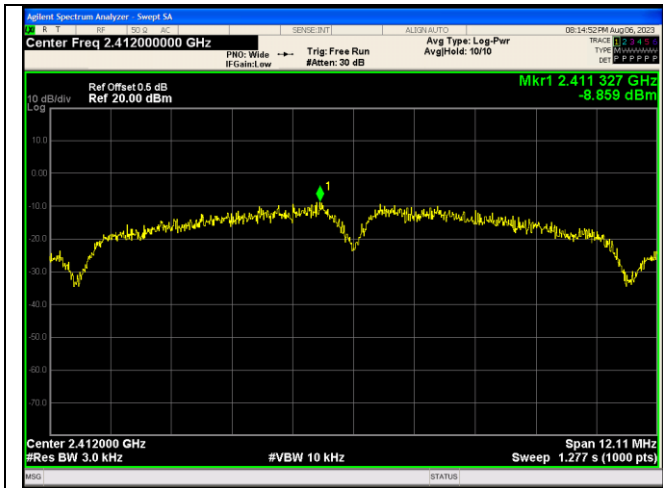
Test Mode

Please refer to the clause 2.4

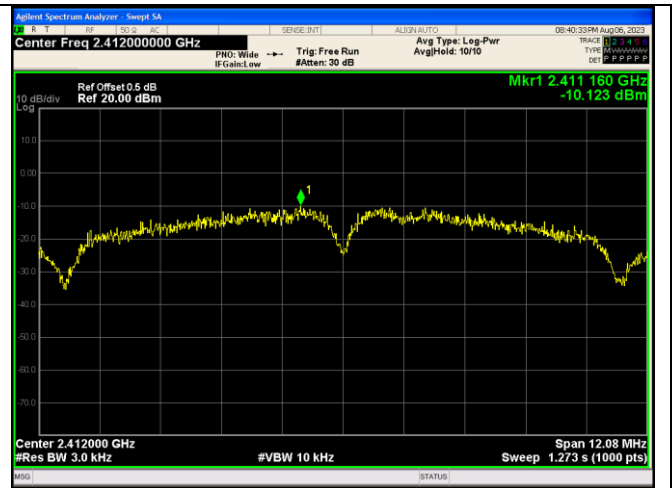
**Test Result**

Mode	Channel	PSD (dBm/3kHz) Ant. 0	PSD (dBm/3kHz) Ant. 1	Total PSD (dBm/3kHz)	Limit (dBm/3kHz)	Result
IEEE 802.11b	1	-8.859	-10.123	N/A	8	PASS
	6	-8.794	-8.685	N/A	8	PASS
	11	-9.393	-10.117	N/A	8	PASS
IEEE 802.11g	1	-13.123	-12.714	N/A	8	PASS
	6	-13.452	-11.403	N/A	8	PASS
	11	-13.569	-13.091	N/A	8	PASS
IEEE 802.11n_20	1	-14.202	-14.577	-11.38	5.68	PASS
	6	-12.814	-13.649	-10.2	5.68	PASS
	11	-12.076	-14.393	-10.07	5.68	PASS
IEEE 802.11n_40	3	-18.391	-18.572	-15.47	5.68	PASS
	6	-18.868	-18.791	-15.82	5.68	PASS
	9	-18.563	-18.571	-15.56	5.68	PASS

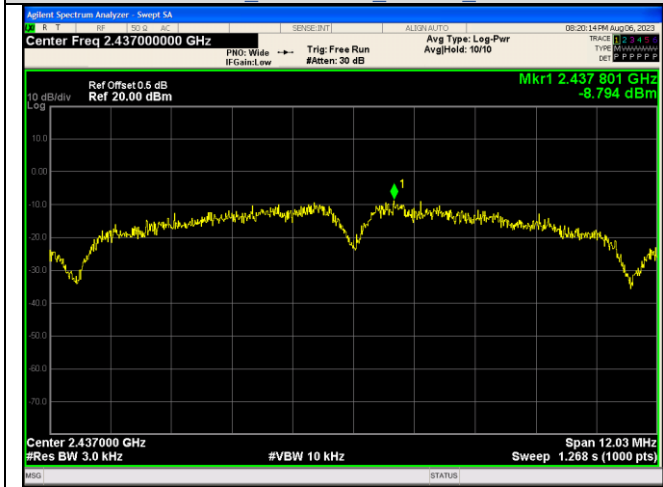
Mode	Channel	RU & Index	PSD (dBm/3kHz) Ant. 0	PSD (dBm/3kHz) Ant. 1	Total PSD (dBm/3kHz)	Limit (dBm/3kHz)	Result
IEEE 802.11ax_20	1	242RU61	-13.871	-15.182	-11.47	5.68	PASS
		26RU4	-8.032	-7.351	-4.67	5.68	PASS
		52RU38	-10.545	-10.845	-7.68	5.68	PASS
		106RU53	-13.703	-13.560	-10.62	5.68	PASS
	6	242RU61	-14.639	-15.044	-11.83	5.68	PASS
		26RU4	-8.036	-7.709	-4.86	5.68	PASS
		52RU38	-10.396	-10.431	-7.4	5.68	PASS
		106RU53	-12.884	-13.301	-10.08	5.68	PASS
	11	242RU61	-14.965	-14.769	-11.86	5.68	PASS
		26RU4	-7.000	-9.010	-4.88	5.68	PASS
		52RU38	-9.926	-9.798	-6.85	5.68	PASS
		106RU53	-12.974	-14.988	-10.85	5.68	PASS
IEEE 802.11ax_40	3	484RU65	-18.027	-18.241	-15.12	5.68	PASS
		26RU8	-9.342	-8.541	-5.91	5.68	PASS
		52RU40	-11.100	-11.101	-8.09	5.68	PASS
		106RU54	-14.389	-14.452	-11.41	5.68	PASS
		242RU61	-16.918	-16.324	-13.6	5.68	PASS
	6	484RU65	-18.932	-17.246	-15.0	5.68	PASS
		26RU8	-8.677	-7.781	-5.2	5.68	PASS
		52RU40	-11.757	-10.570	-8.11	5.68	PASS
		106RU54	-14.672	-14.424	-11.54	5.68	PASS
	9	242RU61	-16.902	-16.653	-13.77	5.68	PASS
		484RU65	-19.030	-18.585	-15.79	5.68	PASS
		26RU8	-9.400	-9.085	-6.23	5.68	PASS
52RU40		-11.837	-11.943	-8.88	5.68	PASS	
106RU54		-14.707	-14.569	-11.63	5.68	PASS	
		242RU61	-17.399	-17.267	-14.32	5.68	PASS



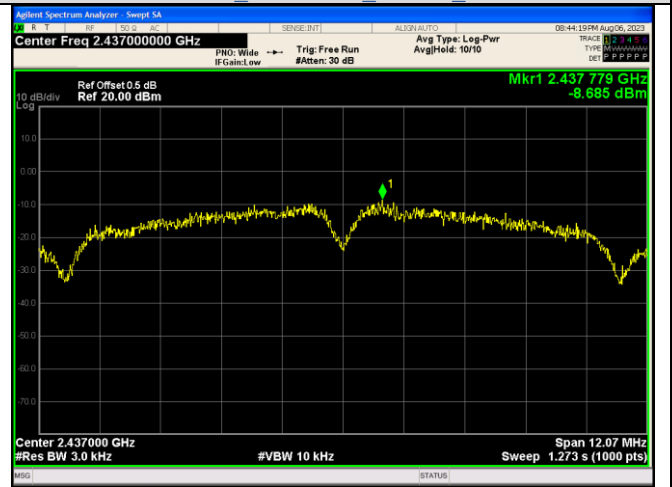
IEEE 802.11b Channel 1 20MHz Antenna 0



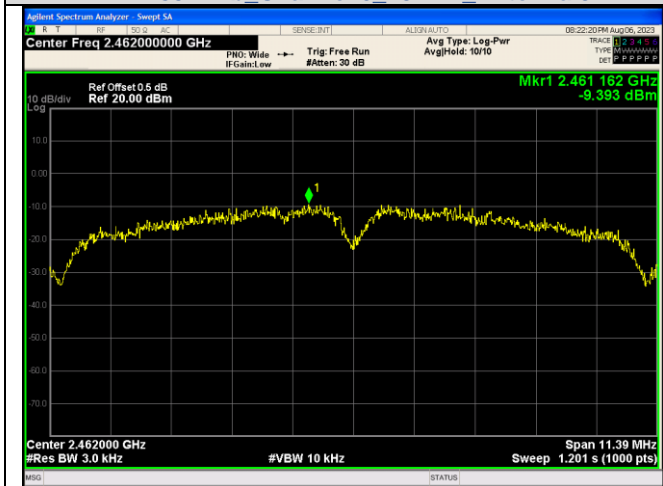
IEEE 802.11b Channel 1 20MHz Antenna 1



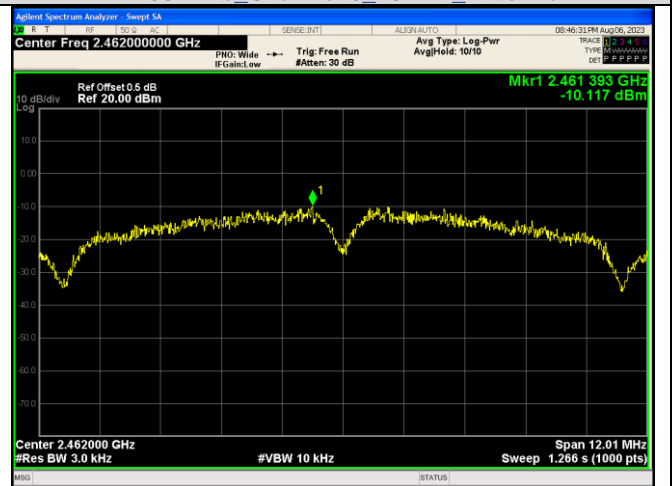
IEEE 802.11b Channel 6 20MHz Antenna 0



IEEE 802.11b Channel 6 20MHz Antenna 1



IEEE 802.11b Channel 11 20MHz Antenna 0



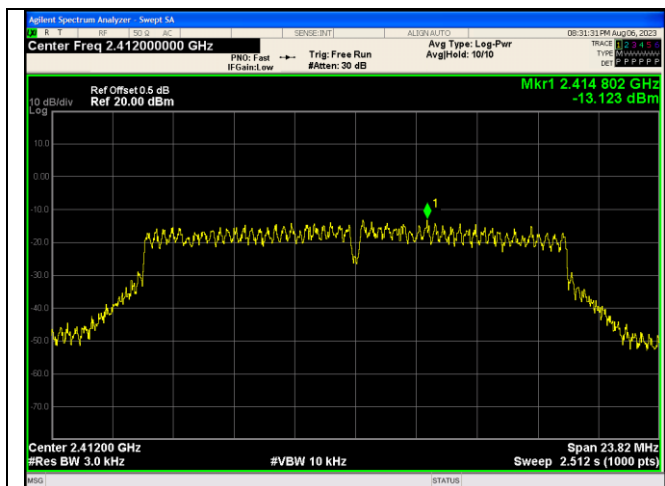
IEEE 802.11b Channel 11 20MHz Antenna 1

CTC Laboratories, Inc.

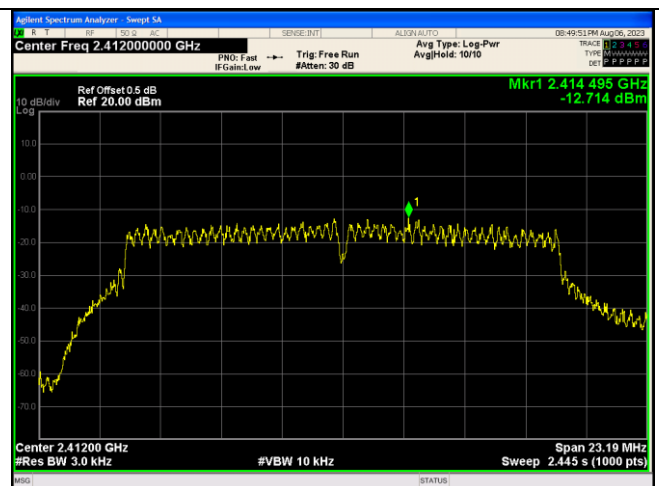
1-2/F., Building 2, Jiaquan Building, Guanlan High-Tech Park, Shenzhen, Guangdong, China
 Tel.: (86)755-27521059 Fax: (86)755-27521011 Http://www.sz-ctc.org.cn



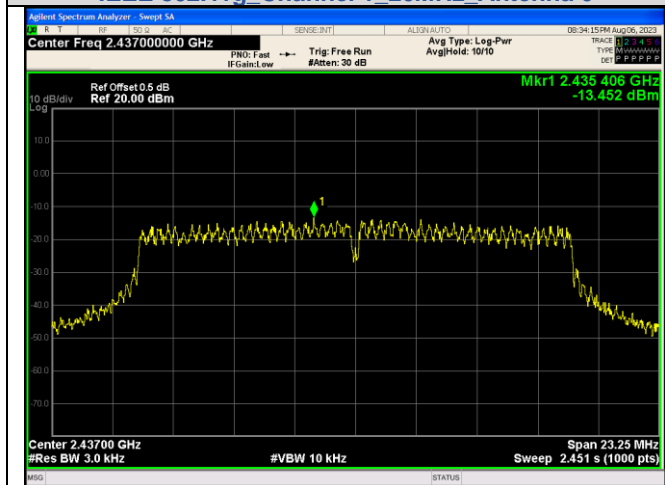
For anti-fake verification, please visit the official website of Certification and Accreditation Administration of the People's Republic of China : yz.cnca.cn



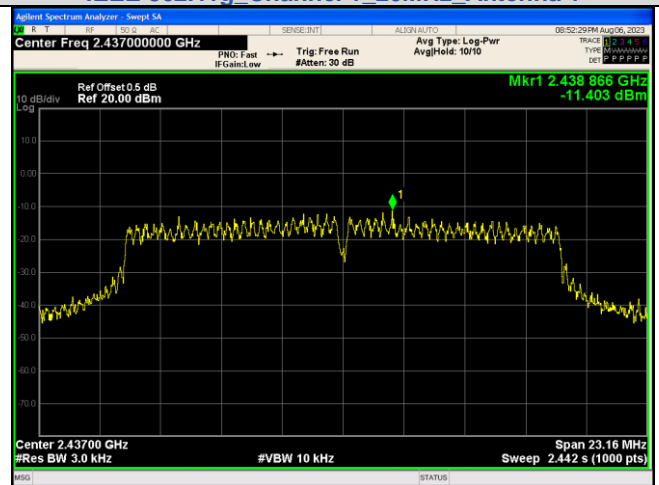
IEEE 802.11g Channel 1 20MHz Antenna 0



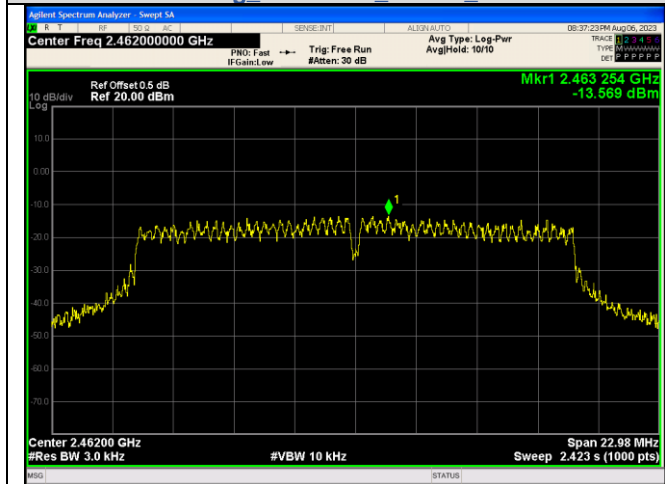
IEEE 802.11g Channel 1 20MHz Antenna 1



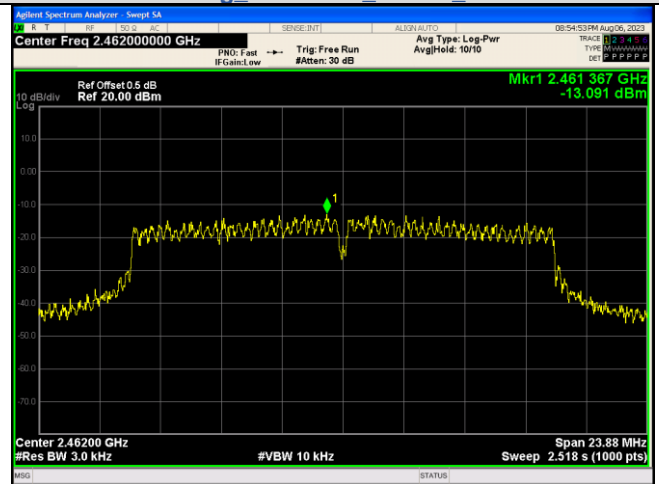
IEEE 802.11g Channel 6 20MHz Antenna 0



IEEE 802.11g Channel 6 20MHz Antenna 1



IEEE 802.11g Channel 11 20MHz Antenna 0



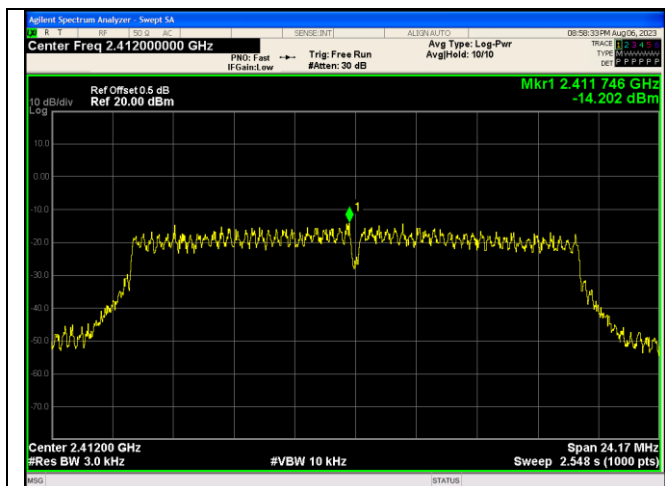
IEEE 802.11g Channel 11 20MHz Antenna 1

CTC Laboratories, Inc.

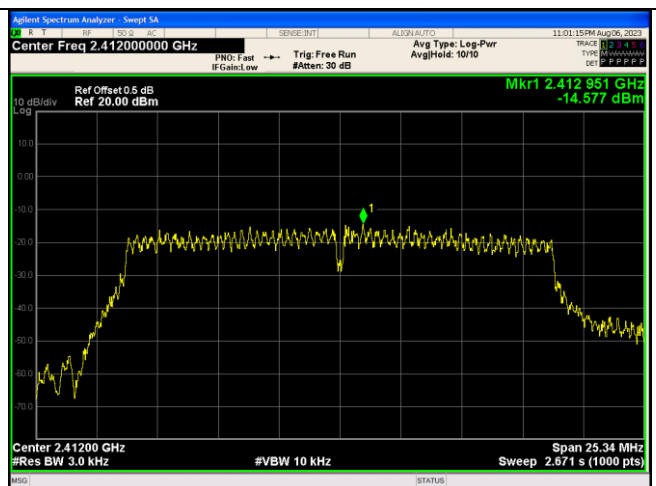
1-2/F., Building 2, Jiaquan Building, Guanlan High-Tech Park, Shenzhen, Guangdong, China
 Tel.: (86)755-27521059 Fax: (86)755-27521011 Http://www.sz-ctc.org.cn



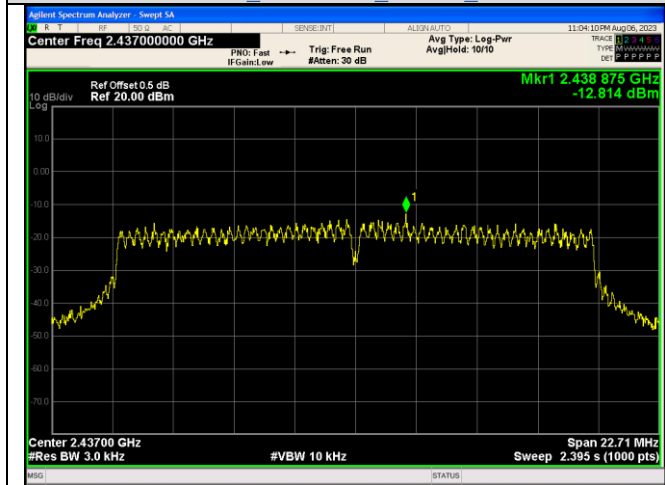
For anti-fake verification, please visit the official website of Certification and Accreditation Administration of the People's Republic of China : yz.cnca.cn



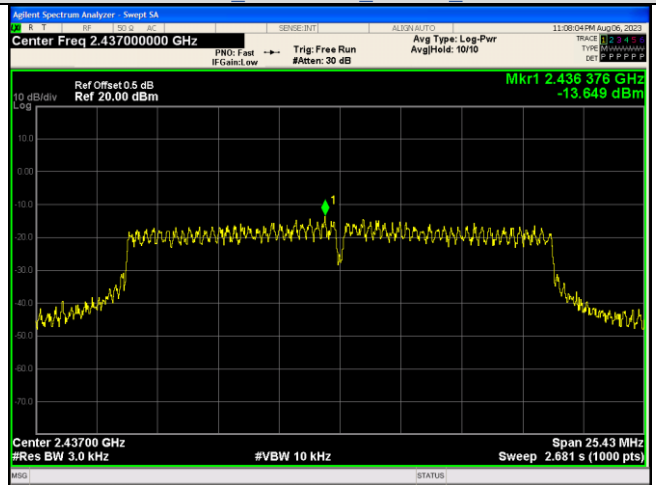
IEEE 802.11n Channel 1 20MHz Antenna 0



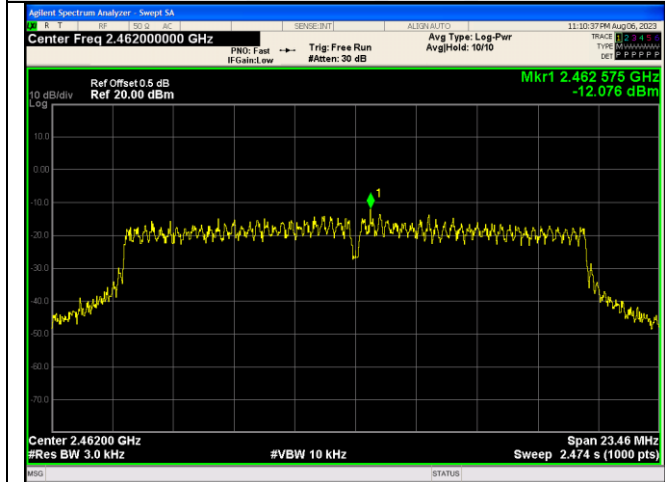
IEEE 802.11n Channel 1 20MHz Antenna 1



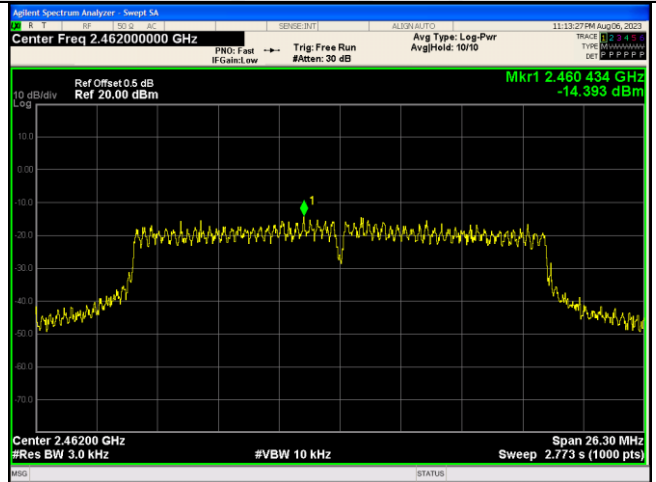
IEEE 802.11n Channel 6 20MHz Antenna 0



IEEE 802.11n Channel 6 20MHz Antenna 1



IEEE 802.11n Channel 11 20MHz Antenna 0



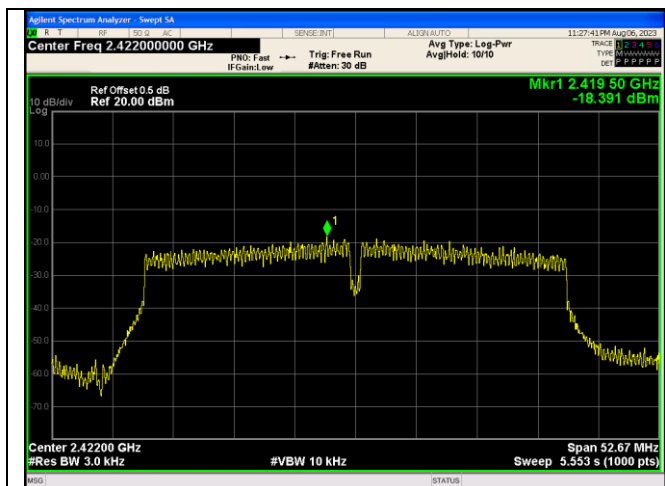
IEEE 802.11n Channel 11 20MHz Antenna 1

CTC Laboratories, Inc.

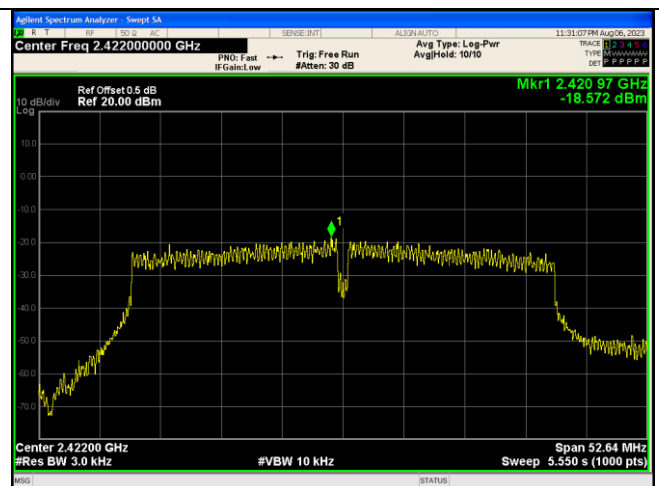
1-2/F., Building 2, Jiaquan Building, Guanlan High-Tech Park, Shenzhen, Guangdong, China
 Tel.: (86)755-27521059 Fax: (86)755-27521011 Http://www.sz-ctc.org.cn



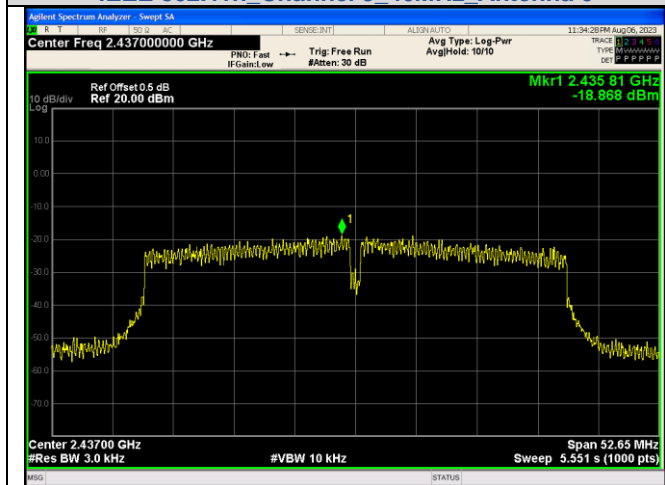
For anti-fake verification, please visit the official website of Certification and Accreditation Administration of the People's Republic of China : yz.cnca.cn



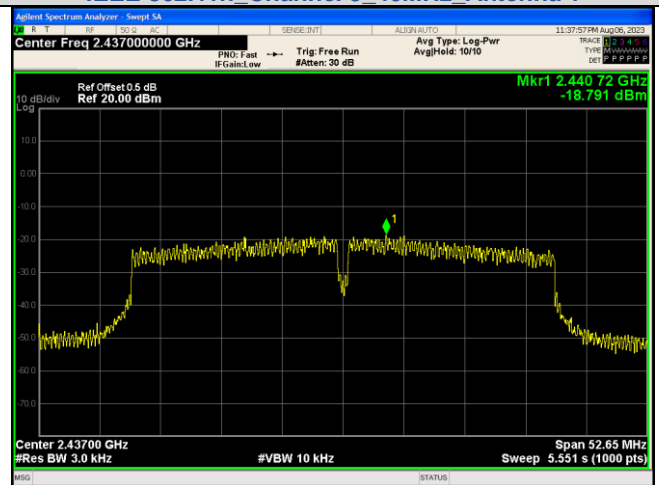
IEEE 802.11n Channel 3 40MHz Antenna 0



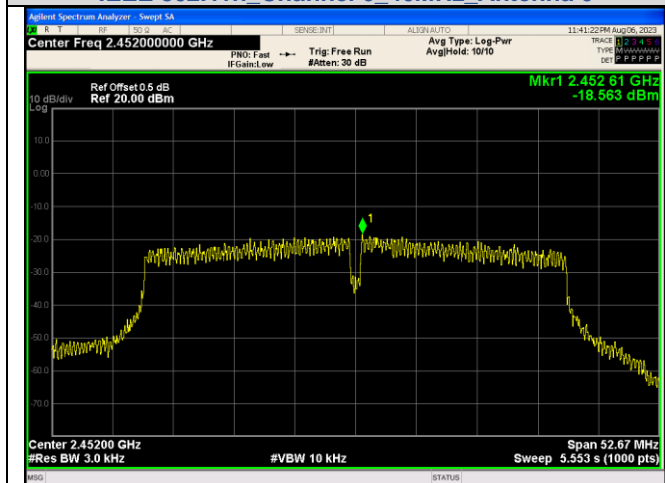
IEEE 802.11n Channel 3 40MHz Antenna 1



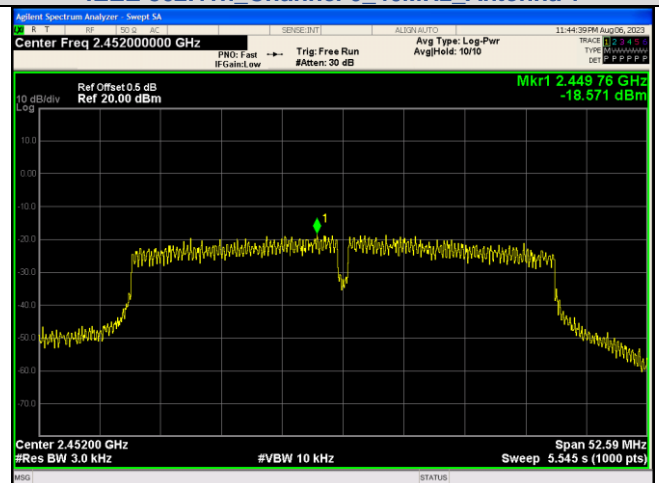
IEEE 802.11n Channel 6 40MHz Antenna 0



IEEE 802.11n Channel 6 40MHz Antenna 1



IEEE 802.11n Channel 9 40MHz Antenna 0



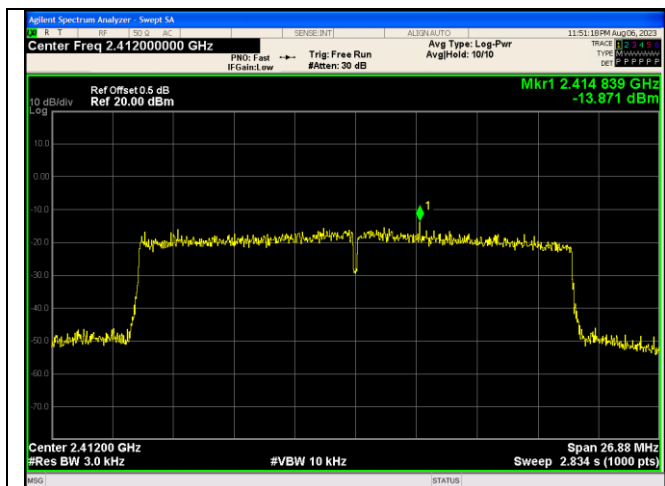
IEEE 802.11n Channel 9 40MHz Antenna 1

CTC Laboratories, Inc.

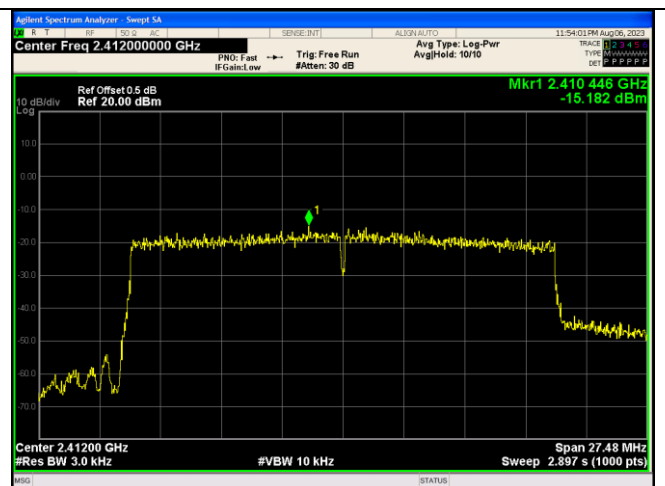
1-2/F., Building 2, Jiaquan Building, Guanlan High-Tech Park, Shenzhen, Guangdong, China
 Tel.: (86)755-27521059 Fax: (86)755-27521011 Http://www.sz-ctc.org.cn



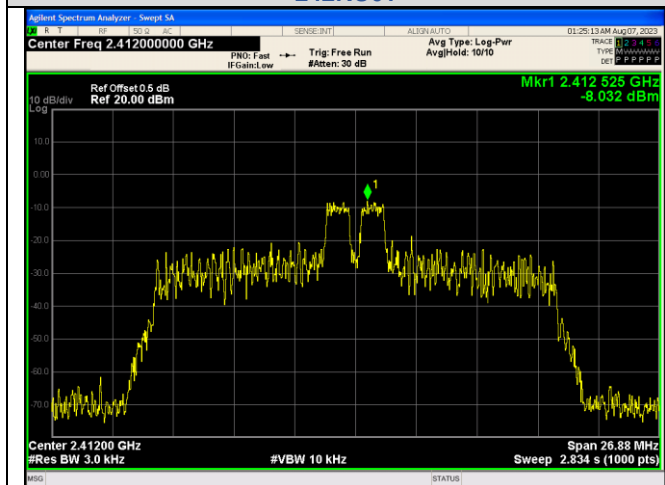
For anti-fake verification, please visit the official website of Certification and Accreditation Administration of the People's Republic of China : yz.cnca.cn



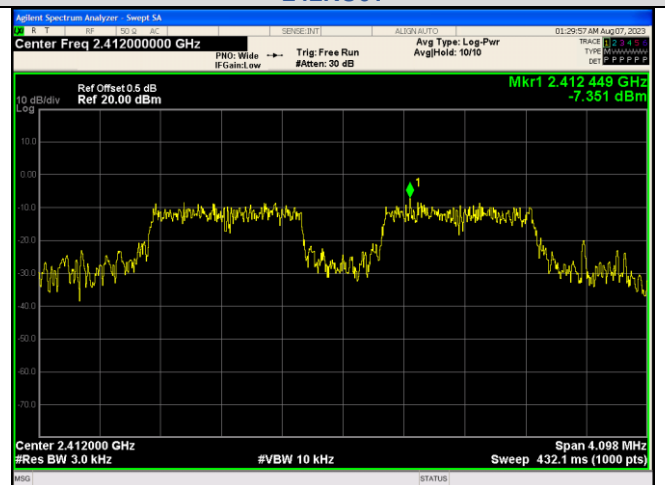
IEEE 802.11ax_Channel 1_20MHz_Antenna 0_RU&Index 242RU61



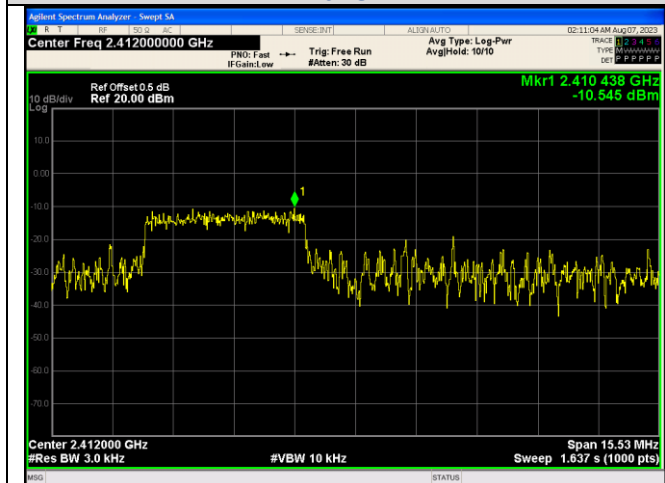
IEEE 802.11ax_Channel 1_20MHz_Antenna 1_RU&Index 242RU61



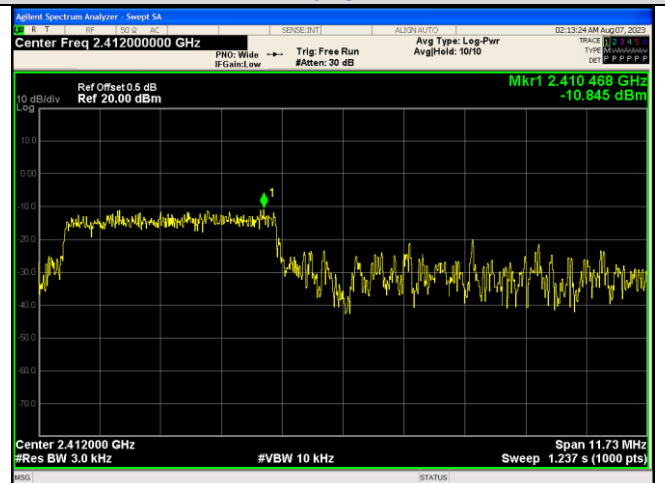
IEEE 802.11ax_Channel 1_20MHz_Antenna 0_RU&Index 26RU4



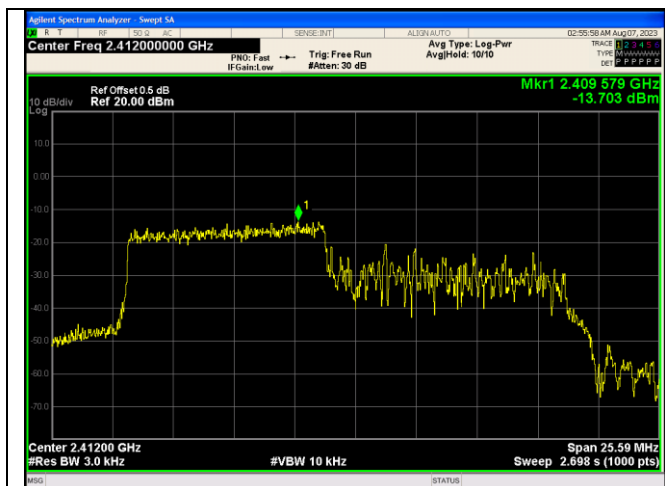
IEEE 802.11ax_Channel 1_20MHz_Antenna 1_RU&Index 26RU4



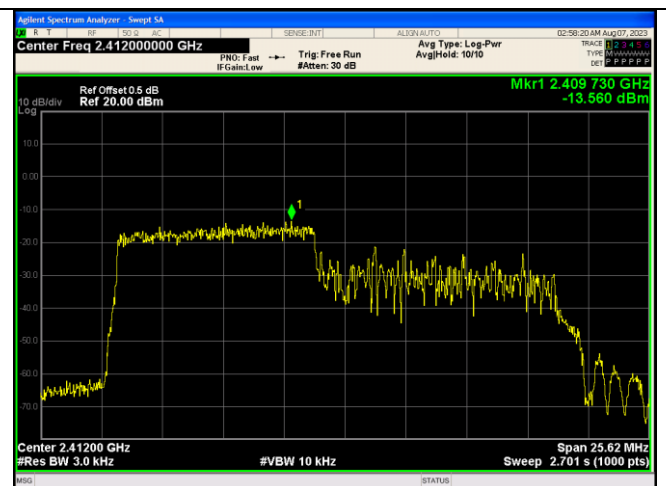
IEEE 802.11ax_Channel 1_20MHz_Antenna 0_RU&Index 52RU38



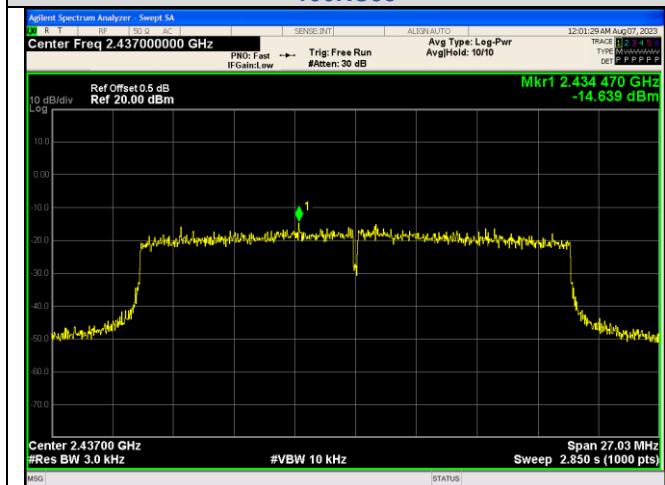
IEEE 802.11ax_Channel 1_20MHz_Antenna 1_RU&Index 52RU38



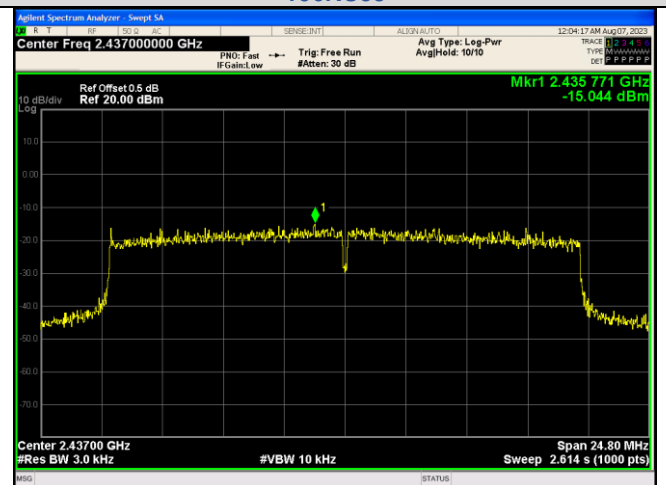
IEEE 802.11ax_Channel 1_20MHz_Antenna 0_RU&Index 106RU53



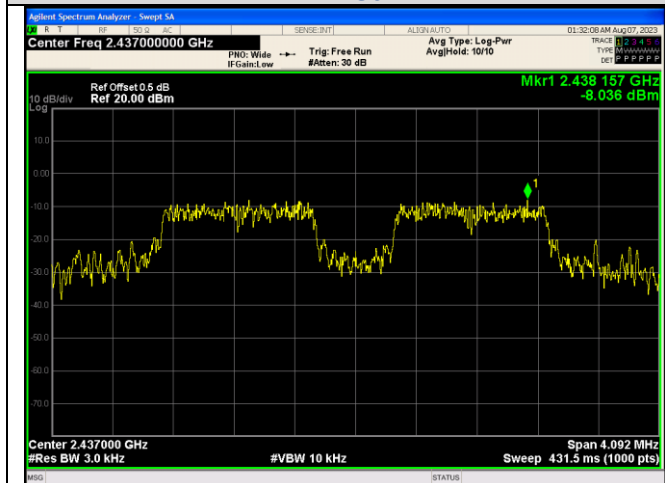
IEEE 802.11ax_Channel 1_20MHz_Antenna 1_RU&Index 106RU53



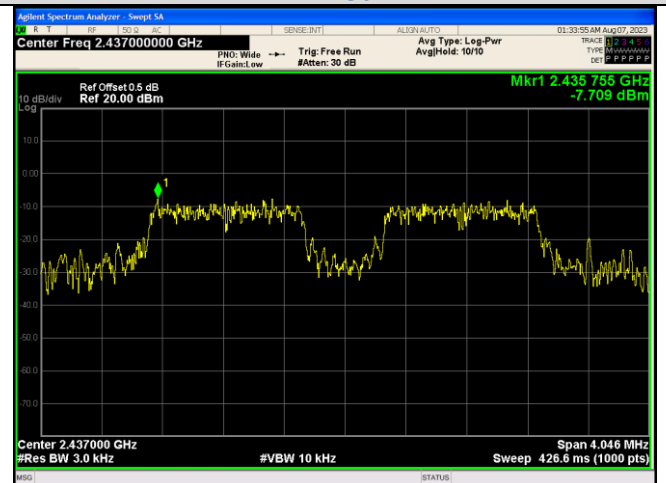
IEEE 802.11ax_Channel 6_20MHz_Antenna 0_RU&Index 242RU61



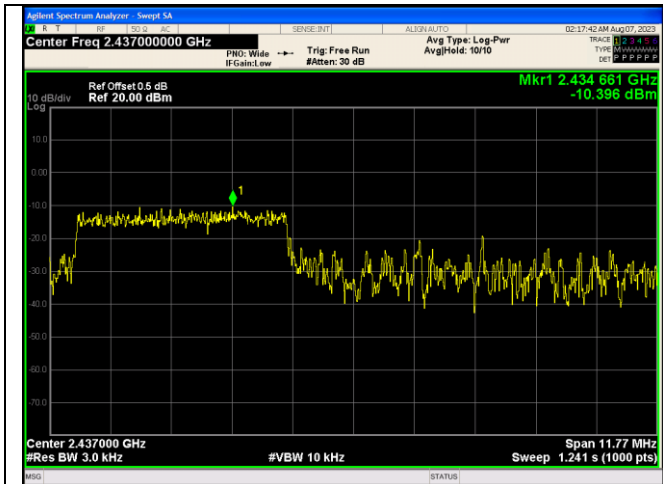
IEEE 802.11ax_Channel 6_20MHz_Antenna 1_RU&Index 242RU61



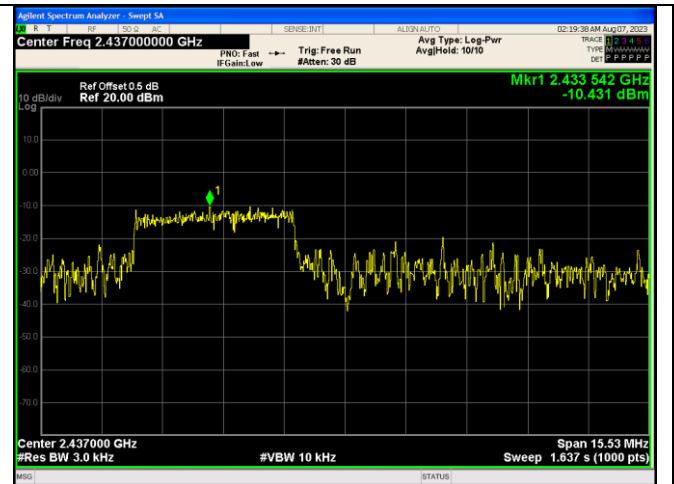
IEEE 802.11ax_Channel 6_20MHz_Antenna 0_RU&Index 26RU4



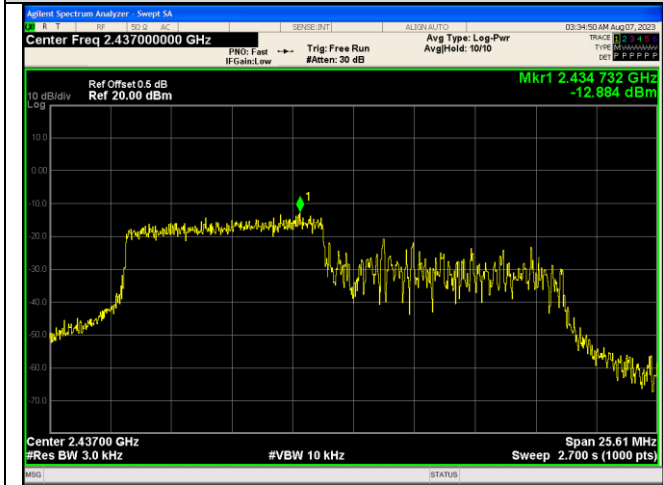
IEEE 802.11ax_Channel 6_20MHz_Antenna 1_RU&Index 26RU4



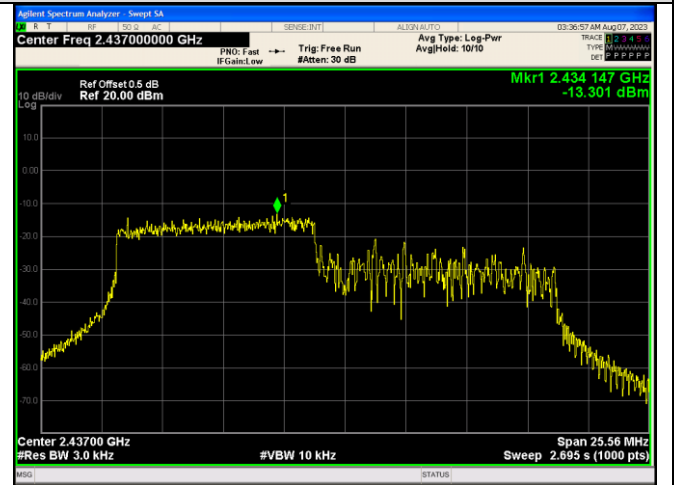
IEEE 802.11ax_Channel 6_20MHz_Antenna 0_RU&Index 52RU38



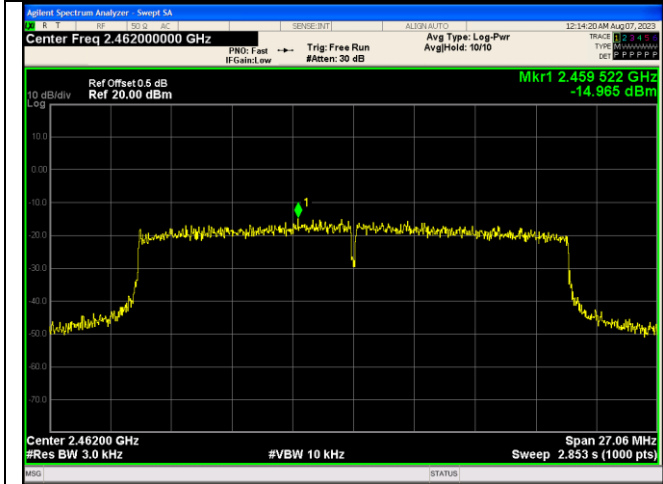
IEEE 802.11ax_Channel 6_20MHz_Antenna 1_RU&Index 52RU38



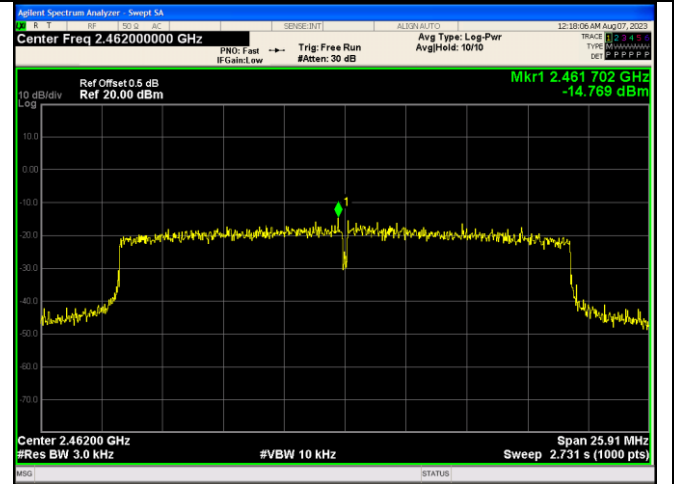
IEEE 802.11ax_Channel 6_20MHz_Antenna 0_RU&Index 106RU53



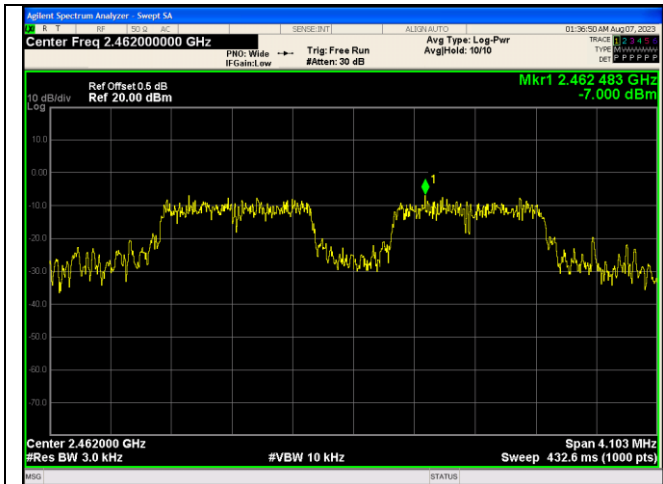
IEEE 802.11ax_Channel 6_20MHz_Antenna 1_RU&Index 106RU53



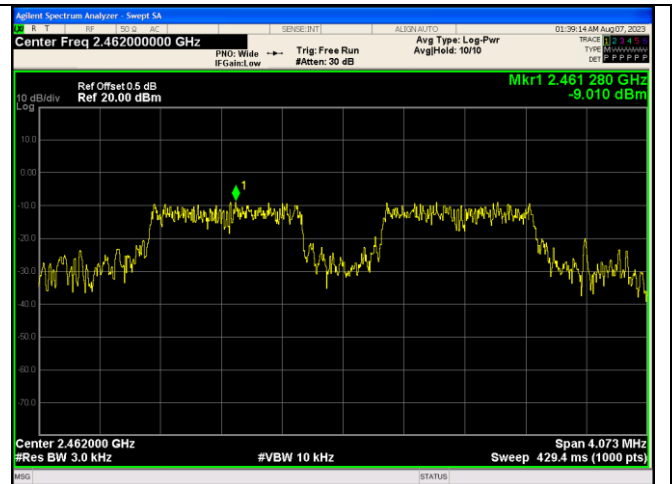
IEEE 802.11ax_Channel 11_20MHz_Antenna 0_RU&Index 242RU61



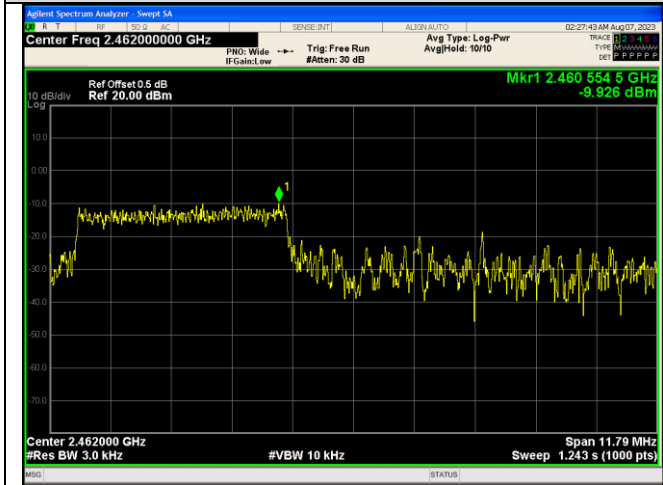
IEEE 802.11ax_Channel 11_20MHz_Antenna 1_RU&Index 242RU61



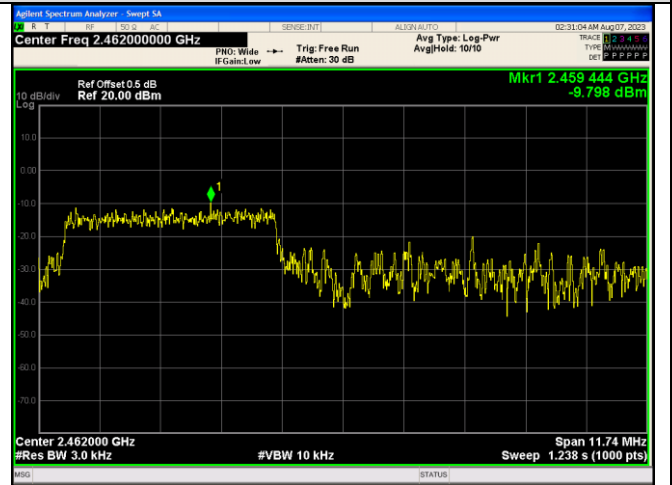
IEEE 802.11ax_Channel 11_20MHz_Antenna 0_RU&Index 26RU4



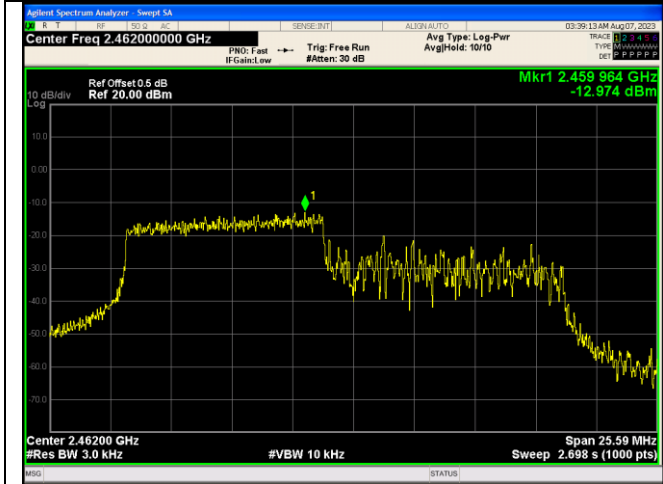
IEEE 802.11ax_Channel 11_20MHz_Antenna 1_RU&Index 26RU4



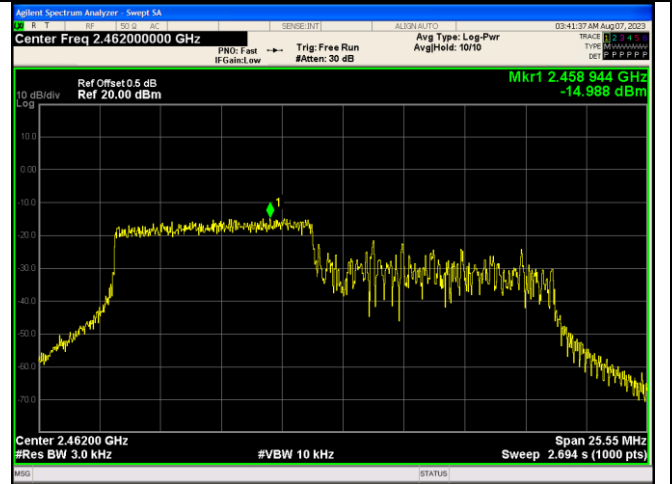
IEEE 802.11ax_Channel 11_20MHz_Antenna 0_RU&Index 52RU38



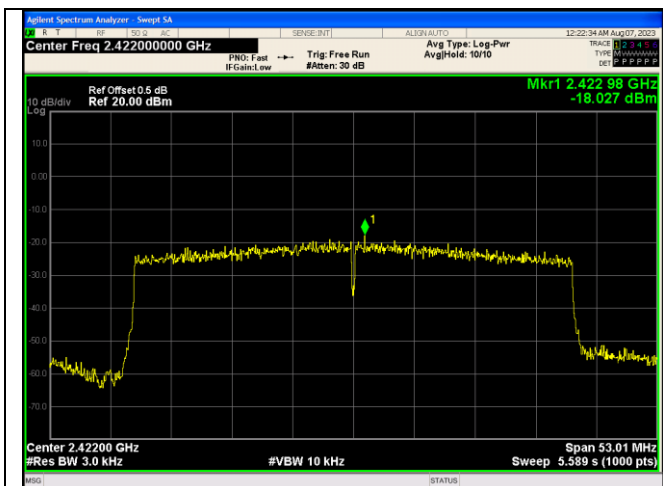
IEEE 802.11ax_Channel 11_20MHz_Antenna 1_RU&Index 52RU38



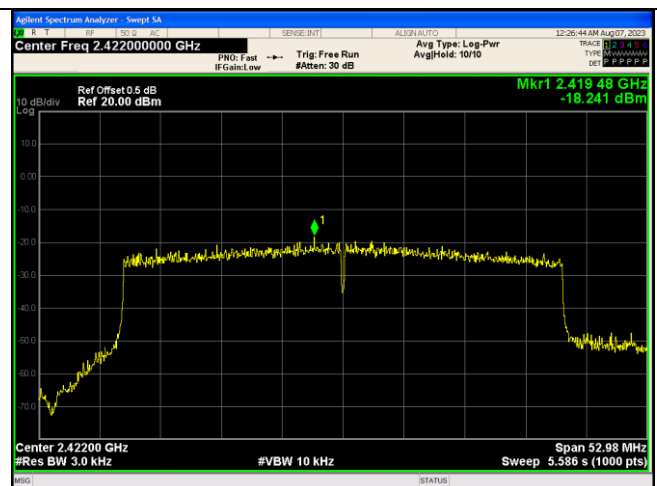
IEEE 802.11ax_Channel 11_20MHz_Antenna 0_RU&Index 106RU53



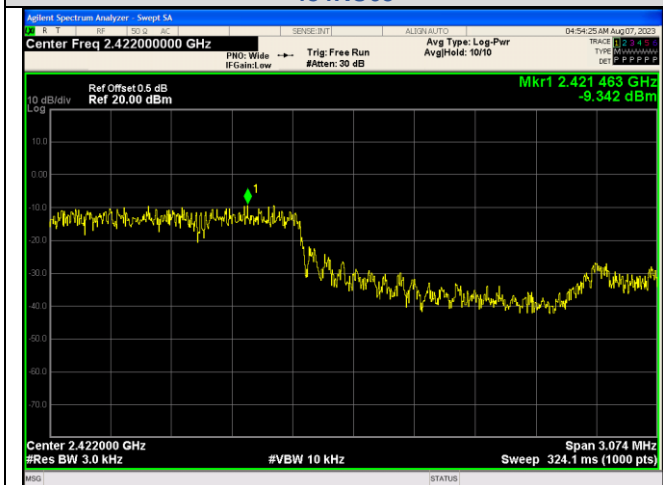
IEEE 802.11ax_Channel 11_20MHz_Antenna 1_RU&Index 106RU53



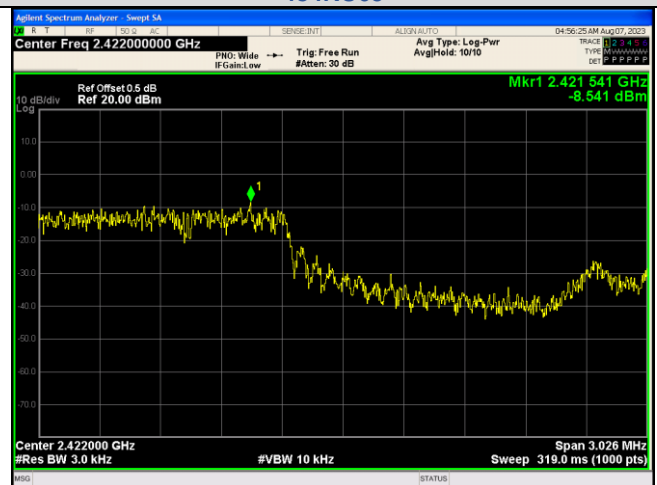
IEEE 802.11ax_Channel 3_40MHz_Antenna 0_RU&Index 484RU65



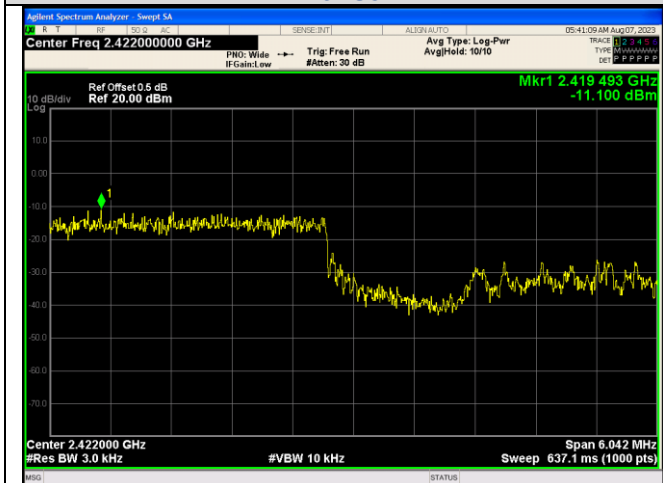
IEEE 802.11ax_Channel 3_40MHz_Antenna 1_RU&Index 484RU65



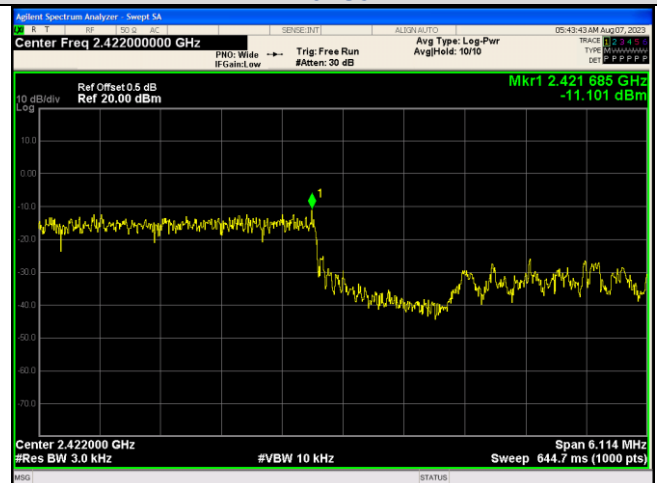
IEEE 802.11ax_Channel 3_40MHz_Antenna 0_RU&Index 26RU8



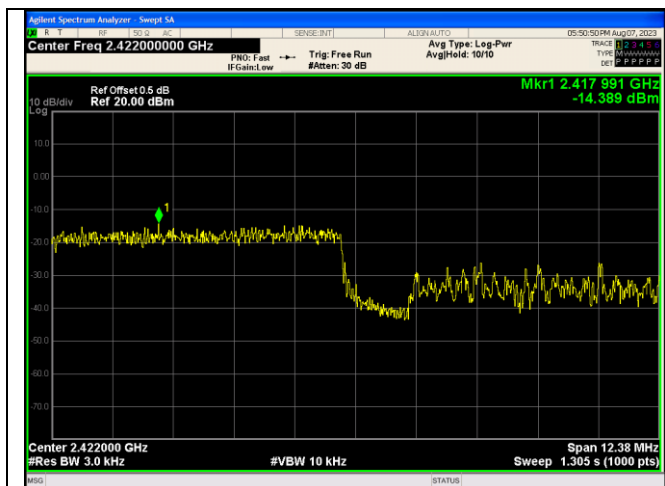
IEEE 802.11ax_Channel 3_40MHz_Antenna 1_RU&Index 26RU8



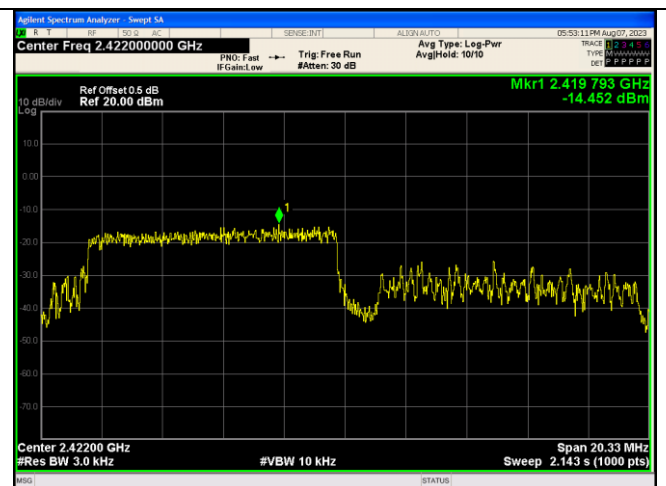
IEEE 802.11ax_Channel 3_40MHz_Antenna 0_RU&Index 52RU40



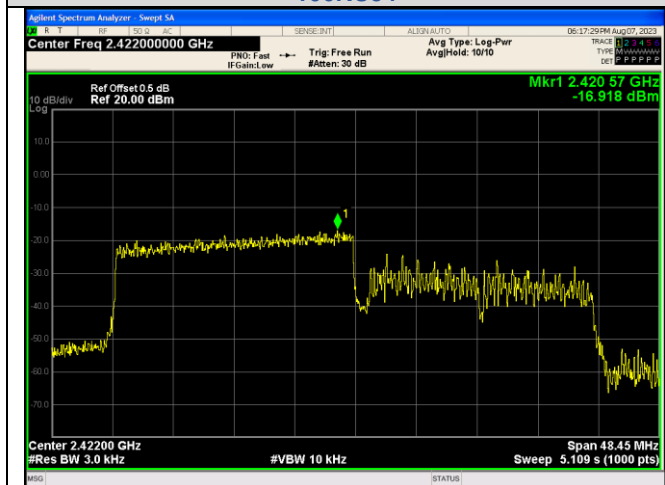
IEEE 802.11ax_Channel 3_40MHz_Antenna 1_RU&Index 52RU40



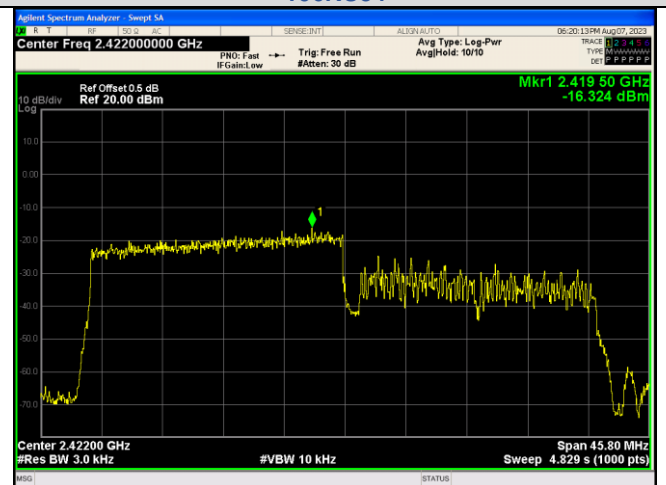
IEEE 802.11ax_Channel 3_40MHz_Antenna 0_RU&Index 106RU54



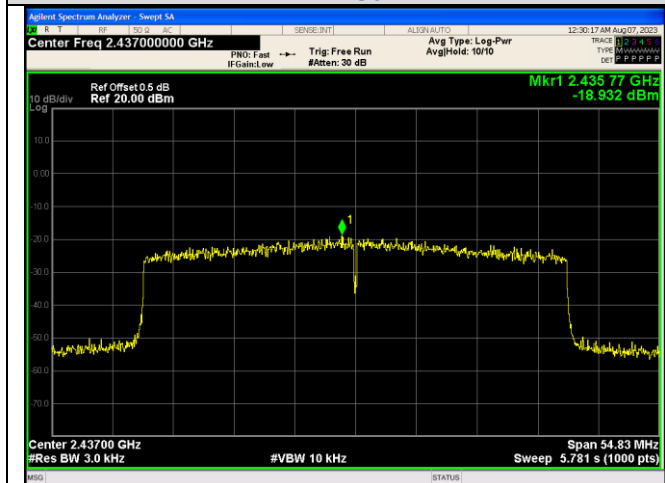
IEEE 802.11ax_Channel 3_40MHz_Antenna 1_RU&Index 106RU54



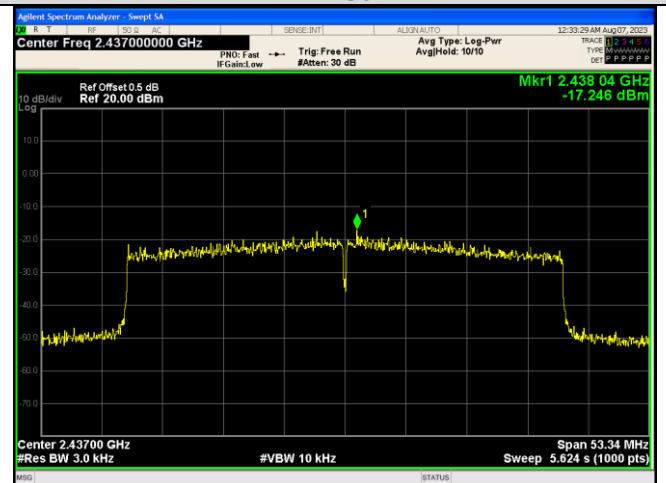
IEEE 802.11ax_Channel 3_40MHz_Antenna 0_RU&Index 242RU61



IEEE 802.11ax_Channel 3_40MHz_Antenna 1_RU&Index 242RU61



IEEE 802.11ax_Channel 6_40MHz_Antenna 0_RU&Index 484RU65



IEEE 802.11ax_Channel 6_40MHz_Antenna 1_RU&Index 484RU65