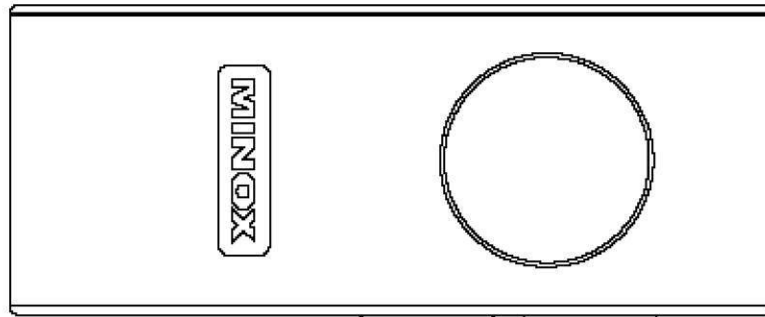


How to use the remote control

The remote can release the shutter of the DCM within the range of two meters.

Capturing image

Press the big round button at the front with the camera symbol to capture image.

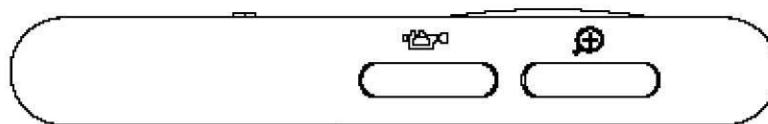


Capturing video

Press the MODUS P/V button to start capturing video and press this button again to stop capturing.

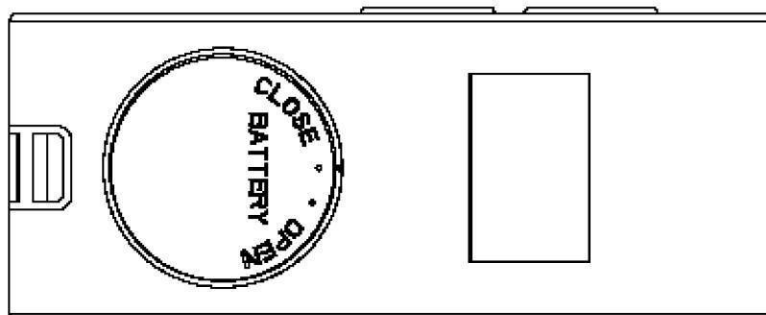
Zooming in/out

Press the Zoom button to zoom in/out.



Insert & change battery

Follow the direction on a battery compartment cover to open. Take a new CR2032 battery and place it in the battery compartment. Pay attention to the correct pole alignment +/- . Close and lock the battery compartment cover.



FCC Information

This device complies with Part 15 of the FCC Rules. Operation is subject to the following two conditions:

- (1) This Device may not cause harmful interface, and
- (2) This device must accept any interference received, including interference that may cause undesired operation.

Note: This equipment has been tested and found to comply with the limits for CLASS B digital device, pursuant to Part 15 of FCC Rules. These limits are designed to provide reasonable protection against harmful interference when the equipment is operated in a commercial environment. This equipment generates, uses and can radiate radio frequency energy and, if not installed and used in accordance with the instructions, may cause harmful interference to radio communications. However, there is no guarantee that interference will not occur in a particular installation. If this equipment does cause harmful interference to radio or television reception, which can be determined by turning the equipment off and on, the user is encouraged to try correct the interference by one or more of the following measures:

- 1.1. Reorient or relocate the receiving antenna.
- 1.2. Increase the separation between the equipment and receiver.
- 1.3. Connect the equipment into an outlet on a circuit different from that to which receiver is connected.
- 1.4. Consult the dealer or experienced radio/TV technician for help.

WARNING

Changes or modifications not expressly approved by the manufacturer could void the user's authority to operate the equipment.

Battery

Caution: Replace only with the same or equivalent type. Danger of explosion if battery is incorrectly replaced.

Warning – Do not expose the batteries to excessive heat such as sunshine, fire or the like.

Meaning of WEEE symbol



■ This symbol indicating separate collection for electrical and electronic equipment.