



**CENTRE OF TESTING SERVICE  
INTERNATIONAL**

**OPERATE ACCORDING TO ISO/IEC 17025**

# **FCC/IC ID TEST REPORT**

**TEST REPORT NUMBER : CGZ3110825-00700-E**



**CENTRE OF TESTING SERVICE CO., LTD.**

Building F, Dachuang industrial park, No.379, Zhongshan Dadao,  
Guangzhou, China.



<b>TEST REPORT For FCC ID</b>  <b>47 CFR PART 15 OCT, 2010</b> <b>RSS-210 Issue 8</b>	
<b>Report Reference No.</b> .....	CGZ3110825-00700-E
<b>Date of issue</b> .....	2 Aug~11 Aug 2011
<b>Testing Laboratory Name</b> .....	<b>CETRE OF TESTING SERVICE CO., LTD.</b>
<b>Address</b> .....	Building F, Dachuang industrial park, No.379, Zhongshan Dadao, Guangzhou, China.
<b>Testing location/ procedure</b> .....	Full application of Harmonised standards <input checked="" type="checkbox"/> Partial application of Harmonised standards <input type="checkbox"/> Other standard testing method <input type="checkbox"/>
<b>Applicant's name</b> .....	Datel Design & Development, Inc
<b>Address</b> .....	33 N . Garden Avenue, Suite 900, Clearwater, FL 33755
<b>Test specification</b> .....	
<b>Standard</b> .....	<b>47 CFR PART 15 OCT, 2010, RSS-210 Issue 8, RSS-Gen Issue 3</b>
<b>Test Report Form No.</b> .....	CTSEMC-1.0
<b>TRF Originator</b> .....	CENTRE OF TESTING SERVICE CO., LTD
<b>Master TRF</b> .....	Dated 2009-01
<b>CENTRE OF TESTING SERVICE CO., LTD. All rights reserved.</b>  This publication may be reproduced in whole or in part for non-commercial purposes as long as the CENTRE OF TESTING SERVICE CO., LTD is acknowledged as copyright owner and source of the material. CENTRE OF TESTING SERVICE CO., LTD takes no responsibility for and will not assume liability for damages resulting from the reader's interpretation of the reproduced material due to its placement and context.	
<b>Test item description</b> .....	Game Talk Pro-2™ Wireless
<b>Trade Mark</b> .....	DATEL
<b>Manufacturer</b> .....	Datel Design & Development, Inc
<b>Model/Type reference</b> .....	AS183
<b>Ratings</b> .....	DC 3.7V by battery
<b>Operating Frequency</b> .....	2402MMHz ~2482.00MHz/ GFSK
<b>Result</b> .....	<b>Positive</b>

**Compiled by:**

Violet Lee / File administrators

**Supervised by:**

Tom Xiao / Technique principal

**Approved by:**

Vincent yao / Manager

Copyright of this report is owned by Centre of Testing Service and may not be reproduced other than in full except with the written approval of the issuing Company.

**CENTRE OF TESTING SERVICE CO., LTD.**

Building F, Dachuang industrial park, No.379, Zhongshan Dadao, Guangzhou, China

Tel: +86-20-85543113 (32 lines)

Fax: +86-20-38780406

Complaint line: +86-20-85533471

E-mail: cts@cts-lab.com.cn

See Reverse For Terms And Conditions of Service



**FCC ID -- TEST REPORT**

<b>Test Report No. :</b> CGZ3110722-00585&00583-E	<u>12 Aug 2011</u> Date of issue
---	-------------------------------------

Type / Model.....	AS183
EUT.....	Game Talk Pro-2™ Wireless
<b>Applicant.....</b>	Datel Design & Development, Inc.
Address.....	33 N. Garden Avenue Suite 900 Clearwater, FL 33755 United States.
Telephone.....	+(727) 431-0651
Fax.....	/
Contact.....	Kenneth Tarolla
<b>Manufacturer.....</b>	DATEL DIRECT LIMITED
Address.....	Stafford Road,Stone,staffordshire,UK,ST15,0DG
Telephone.....	/
Fax.....	/
Contact.....	Emma.murray
<b>Test report holder.....</b>	Datel Design & Development, Inc.
Address.....	33 N. Garden Avenue Suite 900 Clearwater, FL 33755 United States.
Telephone.....	+(727) 431-0651
Fax.....	/
Contact.....	Kenneth Tarolla

**Test Result** according to the standards on page 3: **Positive**

The test report merely corresponds to the test sample.  
It is not permitted to copy extracts of these test result without the written permission of the test laboratory.

Copyright of this report is owned by Centre of Testing Service and may not be reproduced other than in full except with the written approval of the issuing Company.



**TABLE OF CONTENTS**

<b>Description</b>	<b>Page</b>
<b>1.TEST STANDARDS</b> .....	<b>5</b>
<b>2.SUMMARY</b> .....	<b>5</b>
<b>2.1 GENERAL REMARKS</b> .....	<b>5</b>
<b>2.2 FINAL ASSESSMENT</b> .....	<b>5</b>
<b>3.EQUIPMENT UNDER TEST</b> .....	<b>5</b>
<b>3.1 POWER SUPPLY SYSTEM UTILISED</b> .....	<b>5</b>
<b>3.2 SHORT DESCRIPTION OF THE EQUIPMENT UNDER TEST (EUT)</b> .....	<b>5</b>
<b>3.3 EUT OPERATION MODE</b> .....	<b>5</b>
<b>3.4 EUT CONFIGURATION</b> .....	<b>6</b>
<b>4.TEST ENVIRONMENT</b> .....	<b>7</b>
<b>4.1 ADDRESS OF THE TEST LABORATORY</b> .....	<b>7</b>
<b>4.2 TEST FACILITY</b> .....	<b>7</b>
<b>4.3 ENVIRONMENTAL CONDITIONS</b> .....	<b>7</b>
<b>4.4 DEFINITIONS OF SYMBOLS USED IN THIS TEST REPORT</b> .....	<b>7</b>
<b>4.5 STATEMENT OF THE MEASUREMENT UNCERTAINTY</b> .....	<b>7</b>
<b>4.6 MEASUREMENT UNCERTAINTY</b> .....	<b>8</b>
<b>5.SUMMARY OF STANDARDS AND RESULTS</b> .....	<b>8</b>
<b>5.1.DESCRPTION OF STANDARDS AND RESULTS</b> .....	<b>8</b>
<b>6.POWER LINE CONDUCTED EMISSION TEST</b> .....	<b>9</b>
<b>6.1.TEST EQUIPMENT</b> .....	<b>9</b>
<b>6.2. BLOCK DIAGRAM OF TEST SETUP</b> .....	<b>9</b>
<b>6.3. POWER LINE CONDUCTED EMISSION TEST LIMITS</b> .....	<b>9</b>
<b>6.4.TEST PROCEDURE</b> .....	<b>9</b>
<b>6.5. POWER LINE CONDUCTED EMISSION TEST RESULTS</b> .....	<b>9</b>
<b>7.RADIATED DISTURBANCE (ELECTRIC FIELD)</b> .....	<b>12</b>
<b>7.1.TEST EQUIPMENT</b> .....	<b>12</b>
<b>7.2.BLOCK DIAGRAM OF TEST SETUP</b> .....	<b>12</b>
<b>7.3.RADIATED EMISSION LIMIT :</b> .....	<b>13</b>
<b>7.4.TEST PROCEDURE</b> .....	<b>14</b>
<b>7.5.RADIATED EMISSION TEST RESULTS</b> .....	<b>14</b>
<b>8. RECEIVER SPURIOUS EMISSION (ELECTRIC FIELD)</b> .....	<b>24</b>
<b>8.1.TEST EQUIPMENT</b> .....	<b>24</b>
<b>8.2.BLOCK DIAGRAM OF TEST SETUP</b> .....	<b>24</b>
<b>8.3. RECEIVER SPURIOUS EMISSION LIMIT STANDARD:</b> .....	<b>25</b>

Copyright of this report is owned by Centre of Testing Service and may not be reproduced other than in full except with the written approval of the issuing Company.

**CENTRE OF TESTING SERVICE CO., LTD.**

Building F, Dachuang industrial park, No.379, Zhongshan Dadao, Guangzhou, China

Tel: +86-20-85543113 (32 lines)

Fax: +86-20-38780406

Complaint line: +86-20-85533471

E-mail: cts@cts-lab.com.cn

See Reverse For Terms And Conditions of Service



---

8.4. TEST PROCEDURE .....	25
8.5. RECEIVER SPURIOUS EMISSION TEST RESULTS .....	26
<b>9. BAND EDGE COMPLIANCE TEST.....</b>	<b>33</b>
9.1. TEST EQUIPMENT.....	33
9.2. TEST INFORMATION.....	33
9.3. TEST PROCEDURE.....	33
9.4. TEST RESULTS .....	33
<b>10. 99% BANDWIDTH .....</b>	<b>38</b>
10.1 TEST PROCEDURE.....	38
10.2. TEST EQUIPMENT.....	38
10.3. TEST INFORMATION.....	38
10.4. TEST RESULTS .....	38
<b>11. DEVIATION TO TEST SPECIFICATIONS .....</b>	<b>40</b>

Copyright of this report is owned by Centre of Testing Service and may not be reproduced other than in full except with the written approval of the issuing Company.

**CENTRE OF TESTING SERVICE CO., LTD.**

Building F, Dachuang industrial park, No.379, Zhongshan Dadao, Guangzhou, China

Tel: +86-20-85543113 (32 lines)

Fax: +86-20-38780406

Complaint line: +86-20-85533471

E-mail: cts@cts-lab.com.cn

See Reverse For Terms And Conditions of Service



## 1. TEST STANDARDS

The tests were performed according to following standards:

- 47 CFR PART 15 OCT, 2010
- RSS-210 Issue 8
- RSS-Gen Issue 3
- ANSI C63.4-2009

## 2. SUMMARY

### 2.1 GENERAL REMARKS

Date of receipt of test sample	11 Jul 2011
Testing commenced on	02 Aug 2011
Testing concluded on	11 Aug 2011

### 2.2 FINAL ASSESSMENT

The FCC requirements pertaining to the technical standards and tested operation modes are

- - fulfilled.
- - **not** fulfilled.

The equipment under test

- - fulfils the FCC requirements cited on page 3.
- - **does not** fulfil the FCC requirements cited on page 3.

## 3. EQUIPMENT UNDER TEST

### 3.1 Power supply system utilised

Power supply voltage : ■ DC 3.7V For TX, AC 120V For RX(XBOX)

### 3.2 Short description of the Equipment under Test (EUT)

Number of tested samples: 1

Serial number: Prototype

### 3.3 EUT operation mode

The equipment under test was operated during the measurement under the following conditions:

- - Standby
- TX- Y position
- TX- Z position
- TX- X position
- RX Normal link

Operation mode 1: TX-X Position Low (2402MHz) , TX-X Position Middle (2442MHz) ,  
TX-X Position High (2482MHz)

Operation mode 2: RX Normal Link

Note: TX -X position and RX Normal Link of EUT is the worst case, so only these test results be recorded in the test report.

Copyright of this report is owned by Centre of Testing Service and may not be reproduced other than in full except with the written approval of the issuing Company.

#### CENTRE OF TESTING SERVICE CO., LTD.

Building F, Dachuang industrial park, No.379, Zhongshan Dadao, Guangzhou, China

Tel: +86-20-85543113 (32 lines)

Fax: +86-20-38780406

Complaint line: +86-20-85533471

E-mail: cts@cts-lab.com.cn

See Reverse For Terms And Conditions of Service



### 3.4 EUT configuration

#### 3.4.1. Description of configuration (EUT)

Description	:	Game Talk Pro-2™ Wireless
Model Number	:	AS183
Operation frequency	:	2402~ 2482 MHz ISM Band
Radio Technology	:	GFSK
Modulation Technology	:	GFSK modulation
Antenna	:	Integral antenna, met requirement of FCC 15.203

#### 3.4.2. Tested Supporting System Details

N/A



## 4. TEST ENVIRONMENT

### 4.1 Address of the test laboratory

Building F, Dachuang industrial park, No.379, Zhongshan Dadao, Guangzhou, China

Tel: +86-20-85543113 (32 lines)

Fax: +86-20-38780406

### 4.2 Test facility

The test facility is recognized, certified, or accredited by the following organizations:

#### **CNAS-Lab Code: L3394**

CENTRE OF TESTING SERVICE CO., LTD has been assessed and proved to be in compliance with CNAS-CL01: 2006 Accreditation Criteria for Testing and Calibration Laboratories (identical to ISO/IEC 17025: 2005 General Requirements) for the Competence of Testing and Calibration Laboratories.

#### **IC-Registration No.: 8374A**

The 3m Alternate Test Site of CENTRE OF TESTING SERVICE CO., LTD has been registered by Certification and Engineering Bureau of Industry Canada for the performance of radiated measurements with Registration No. 8374A on June 6, 2011.

#### **FCC-Registration No.: 971995**

CENTRE OF TESTING SERVICE CO., LTD, EMC Laboratory has been registered and fully described in a report filed with the FCC (Federal Communications Commission). The acceptance letter from the FCC is maintained in our files. Registration No.791995, July 21, 2009.

### 4.3 Environmental conditions

During the measurement the environmental conditions were within the listed ranges:

Temperature:	15~35 ° C
Humidity:	25~75 %
Atmospheric pressure:	86~106 kPa

### 4.4 Definitions of symbols used in this test report

- - The black square indicates that the listed condition, standard or equipment is applicable for this report.
- - The empty square indicates that the listed condition, standard or equipment is **not** applicable for this report.

### 4.5 Statement of the measurement uncertainty

The data and results referenced in this document are true and accurate. The reader is cautioned that there may be errors within the calibration limits of the equipment and facilities. The measurement uncertainty was calculated for all measurements listed in this test report acc. to CISPR 16 - 4 "Specification for radio disturbance and immunity measuring apparatus and methods – Part 4: Uncertainty in EMC Measurements" and is documented in the CTS quality system acc. to DIN EN ISO/IEC 17025. Furthermore, component and process variability of devices similar to that tested may result in additional deviation. The manufacturer has the sole responsibility of continued compliance of the device.





#### 4.6 Measurement Uncertainty

Test Item	Frequency Range	Uncertainty	Note
Conduction disturbance	150kHz~30MHz	±1.22dB	(1)
Power disturbance	30MHz~300MHz	±1.38dB	(1)
Radiation emission (3m)	30MHz~300MHz	±3.14dB	(1)
	300MHz~1000MHz	±3.18dB	(1)

(1).This uncertainty represents an expanded uncertainty expressed at approximately the 95% confidence level using a coverage factor of k=2.

### 5. Summary of standards and results

#### 5.1. Description of Standards and Results

The EUT have been tested according to the applicable standards as referenced below.

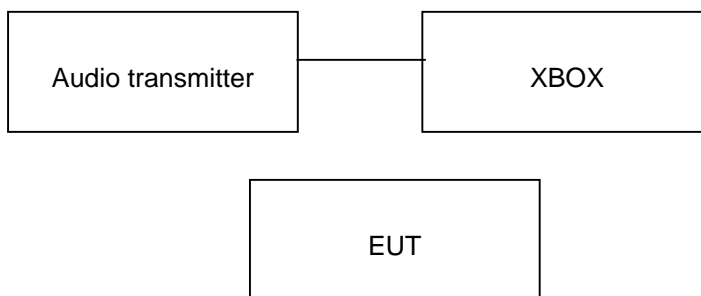
EMISSION		
Description of Test Item	Standard	Results
Conducted Emission Test	RSS-Gen:7.2.4 FCC Part 15 : 15.207 ANSI C63.4-2009	PASSED
Radiated Emission Test	RSS-Gen:7.2 RSS-210 A2.9 FCC Part 15 C: 15.249 FCC Part 15 : 109 ANSI C63.4-2009	PASSED
Receiver Spurious Emission	RSS-Gen:7.2 RSS-210 A2.9 FCC Part 15 C: 15.249 FCC Part 15 : 109 ANSI C63.4-2009	PASSED
Band Edge Compliance Test	RSS-210 Annex 8 FCC Part 15 C: 15.249 ANSI C63.4-2009	PASSED
99% Bandwidth	RSS-210 Annex 8 RSS-Gen 4.6.1	PASSED
N/A is an abbreviation for Not Applicable.		

## 6. Power Line Conducted Emission Test

### 6.1. Test Equipment

Conducted Disturbance					
Item	Test Equipment	Manufacturer	Model No.	Serial No.	Last Cal.
1	EMI Test Receiver	ROHDE & SCHWARZ	ESHS10	842884/012	2010/12
2	Artificial Mains	ROHDE & SCHWARZ	ESH3-Z5	832479/025	2010/12
3	Artificial Mains	ROHDE & SCHWARZ	ESH3-Z5	832479/026	2010/12
4	Pulse Limiter	ROHDE & SCHWARZ	ESHSZ2	100301	2010/12
5	EMI Test Software	ROHDE & SCHWARZ	ESK1	N/A	2010/12

### 6.2. Block Diagram of Test Setup



(EUT: Game Talk Pro-2™ Wireless)

### 6.3. Power Line Conducted Emission Test Limits

Standard:RSS-Gen:7.2.4,FCC Part 15 : 15.207,ANSI C63.4-2009

Frequency	Maximum RF Line Voltage	
	Quasi-Peak Level dB(μV)	Average Level dB(μV)
150kHz ~ 500kHz	66 ~ 56*	56 ~ 46*
500kHz ~ 5MHz	56	46
5MHz ~ 30MHz	60	50

Notes: 1. \* Decreasing linearly with logarithm of frequency.  
 2. The lower limit shall apply at the transition frequencies.

### 6.4. Test Procedure

The XBOX Power connected to the power mains through a line impedance stabilization network (L.I.S.N.#2). This provides a 50 ohm coupling impedance for the EUT. Please refer the block diagram of the test setup and photographs. The other peripheral devices power cord connected to the power mains through a line impedance stabilization network (L.I.S.N.#1). Power on the PC and let it work normally, we use a keyboard test soft ware, let EUT working in test mode, then test it. Both sides of AC line are checked to find out the maximum conducted emission. In order to find the maximum emission levels, the relative positions of equipment and all of the interface cables shall be changed according to FCC Part 15C on Conducted Emission Test.

### 6.5. Power Line Conducted Emission Test Results

**Passed  
 Test Result**

Copyright of this report is owned by Centre of Testing Service and may not be reproduced other than in full except with the written approval of the issuing Company.

**CENTRE OF TESTING SERVICE CO., LTD.**

Building F, Dachuang industrial park, No.379, Zhongshan Dadao, Guangzhou, China

Tel: +86-20-85543113 (32 lines)

Fax: +86-20-38780406

Complaint line: +86-20-85533471

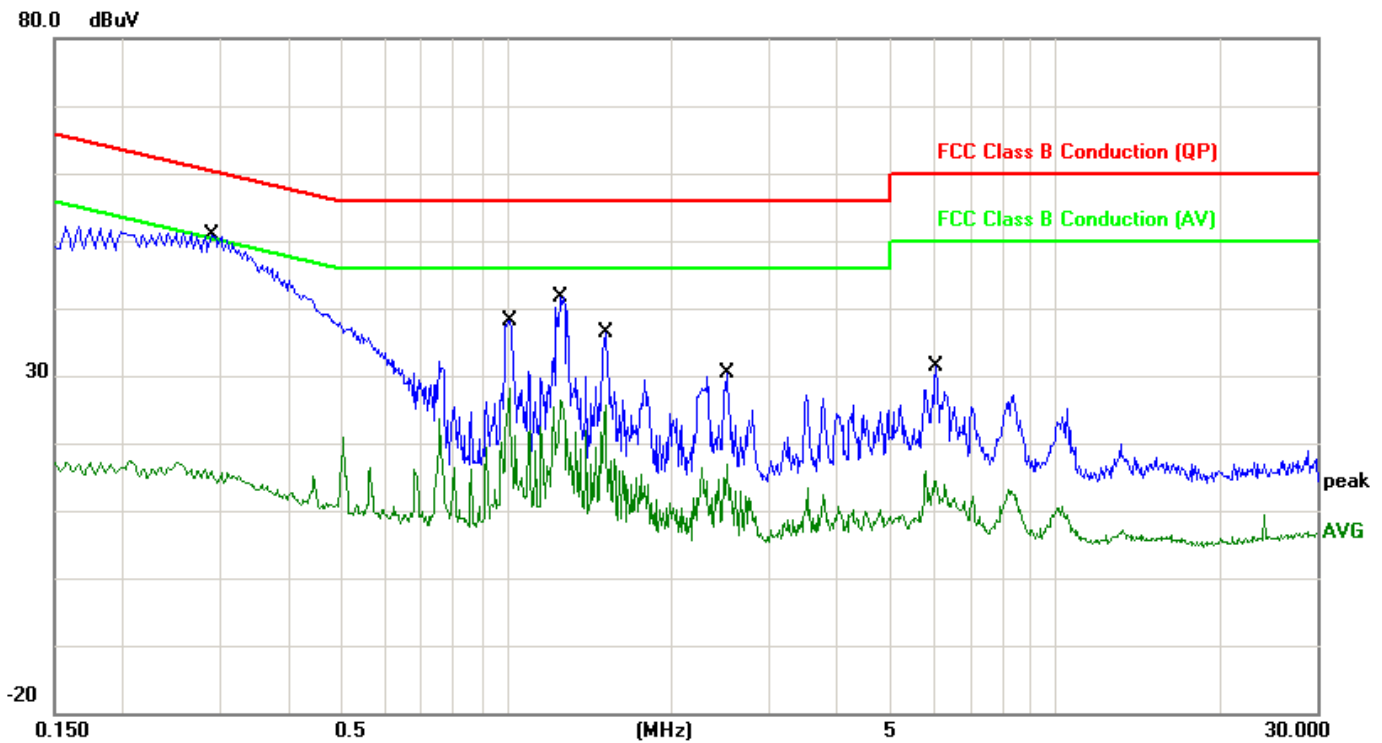
E-mail: cts@cts-lab.com.cn

See Reverse For Terms And Conditions of Service



Channel:	RX Normal Link Mode	Result:	<input checked="" type="checkbox"/> - passed
Test point:	L1		<input type="checkbox"/> - not passed
Frequency range:	0.15MHz~30MHz		

EUT	Game Talk Pro-2™ Wireless
Firm Name	Datel Design & Development, Inc
Operating Condition	DC 3.7V for TX AC 120V for RX
Test Condition	Ambient Temperature: 25°C Humidity: 56%
Test Date:	02 Aug~11 Aug 2011
Operator	Peter
MODEL NO	AS183



No.	Frequency (MHz)	Factor (dB)	Reading (dBuV)	Level (dBuV)	Limit (dBuV)	Margin (dB)	Detector
1	0.2900	9.99	32.97	42.96	60.52	-17.56	QP
2	0.2900	9.99	5.28	15.27	50.52	-35.25	AVG
3	1.0140	10.12	25.86	35.98	56.00	-20.02	QP
4	1.0140	10.12	15.47	25.59	46.00	-20.41	AVG
5	1.2500	10.11	28.73	38.84	56.00	-17.16	QP
6	1.2500	10.11	15.42	25.53	46.00	-20.47	AVG
7	1.5140	10.10	23.49	33.59	56.00	-22.41	QP
8	1.5140	10.10	12.63	22.73	46.00	-23.27	AVG
9	2.5260	10.05	17.97	28.02	56.00	-27.98	QP
10	2.5260	10.05	6.70	16.75	46.00	-29.25	AVG
11	6.0660	10.12	13.60	23.72	60.00	-36.28	QP
12	6.0660	10.12	2.94	13.06	50.00	-36.94	AVG

Copyright of this report is owned by Centre of Testing Service and may not be reproduced other than in full except with the written approval of the issuing Company.

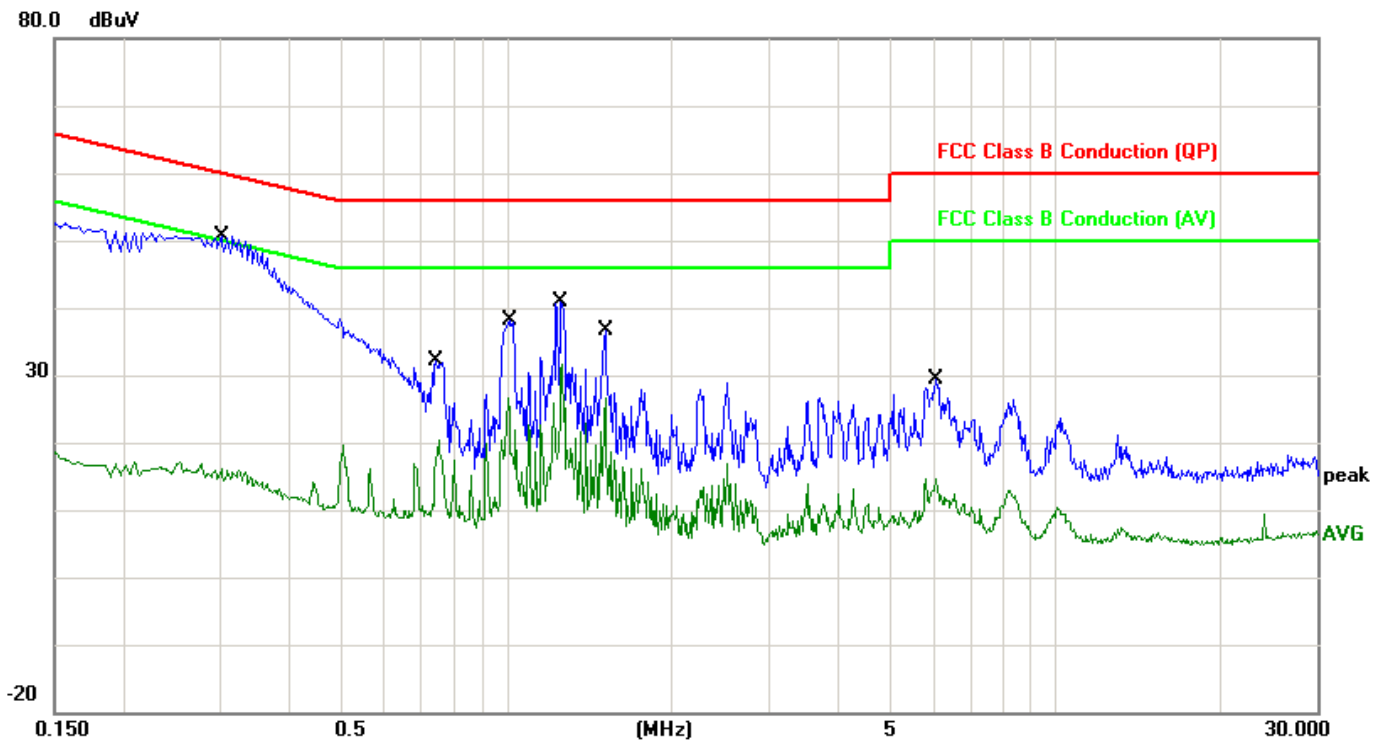
**CENTRE OF TESTING SERVICE CO., LTD.**  
 Building F, Dachuang industrial park, No.379, Zhongshan Dadao, Guangzhou, China  
 Tel: +86-20-85543113 (32 lines) Fax: +86-20-38780406  
 Complaint line: +86-20-85533471 E-mail: cts@cts-lab.com.cn

See Reverse For Terms And Conditions of Service



Channel:	RX Normal link Mode	Result:	<input checked="" type="checkbox"/> - passed
Test point:	L2		<input type="checkbox"/> - not passed
Frequency range:	0.15MHz~30MHz		

EUT	Game Talk Pro-2™ Wireless
Firm Name	Datel Design & Development, Inc
Operating Condition	DC 3.7V for TX AC 120V for RX
Test Condition	Ambient Temperature: 25°C Humidity: 56%
Test Date:	02 Aug~11 Aug 2011
Operator	Peter
MODEL NO	AS183



No.	Frequency (MHz)	Factor (dB)	Reading (dBuV)	Level (dBuV)	Limit (dBuV)	Margin (dB)	Detector
1	0.3020	9.99	33.02	43.01	60.19	-17.18	QP
2	0.3020	9.99	5.20	15.19	50.19	-35.00	AVG
3	0.7460	10.10	17.99	28.09	56.00	-27.91	QP
4	0.7460	10.10	4.75	14.85	46.00	-31.15	AVG
5	1.0140	10.12	25.90	36.02	56.00	-19.98	QP
6	1.0140	10.12	15.57	25.69	46.00	-20.31	AVG
7	1.2620	10.11	28.78	38.89	56.00	-17.11	QP
8	1.2620	10.11	16.35	26.46	46.00	-19.54	AVG
9	1.5140	10.10	24.01	34.11	56.00	-21.89	QP
10	1.5140	10.10	14.11	24.21	46.00	-21.79	AVG
11	6.0660	10.12	15.31	25.43	60.00	-34.57	QP
12	6.0660	10.12	3.80	13.92	50.00	-36.08	AVG

Copyright of this report is owned by Centre of Testing Service and may not be reproduced other than in full except with the written approval of the issuing Company.

**CENTRE OF TESTING SERVICE CO., LTD.**  
 Building F, Dachuang industrial park, No.379, Zhongshan Dadao, Guangzhou, China  
 Tel: +86-20-85543113 (32 lines) Fax: +86-20-38780406  
 Complaint line: +86-20-85533471 E-mail: cts@cts-lab.com.cn

See Reverse For Terms And Conditions of Service

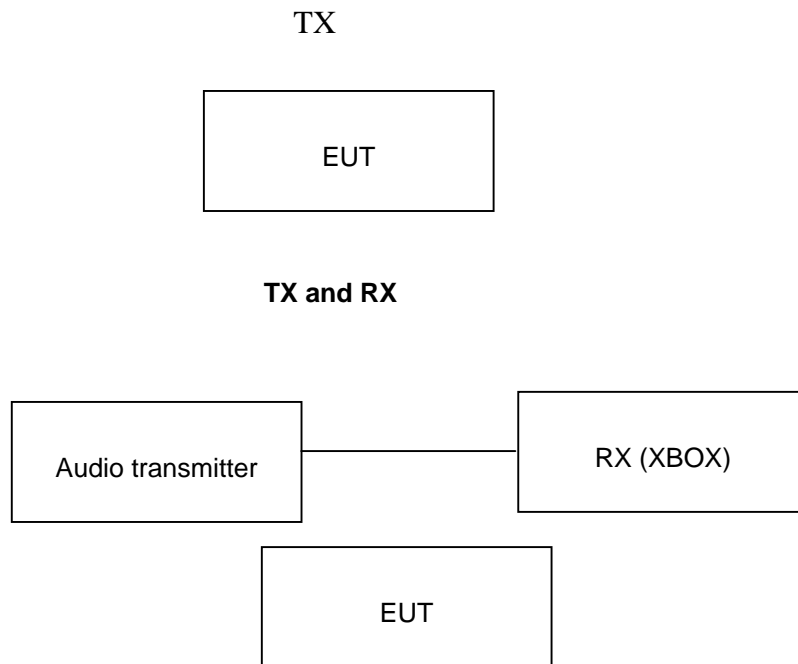
## 7. Radiated disturbance (electric field)

### 7.1. Test Equipment

Radiated disturbance (electric field)					
Item	Test Equipment	Manufacturer	Model No.	Serial No.	Last Cal.
1	EMI Test Receiver	ROHDE & SCHWARZ	ESCI	100868	2010/12
2	Biconical Antenna	ROHDE & SCHWARZ	HK116	100221	2010/12
3	Log per Antenna	ROHDE & SCHWARZ	HL223	100226	2010/12
4	Log per Antenna	ROHDE & SCHWARZ	HL050	100186	2010/12
5	Signal analyzer	ROHDE & SCHWARZ	FSIQ26	100311	2010/12
6	Loop Antenna	A.R.A	PLA-1030/B	1030	2010/12

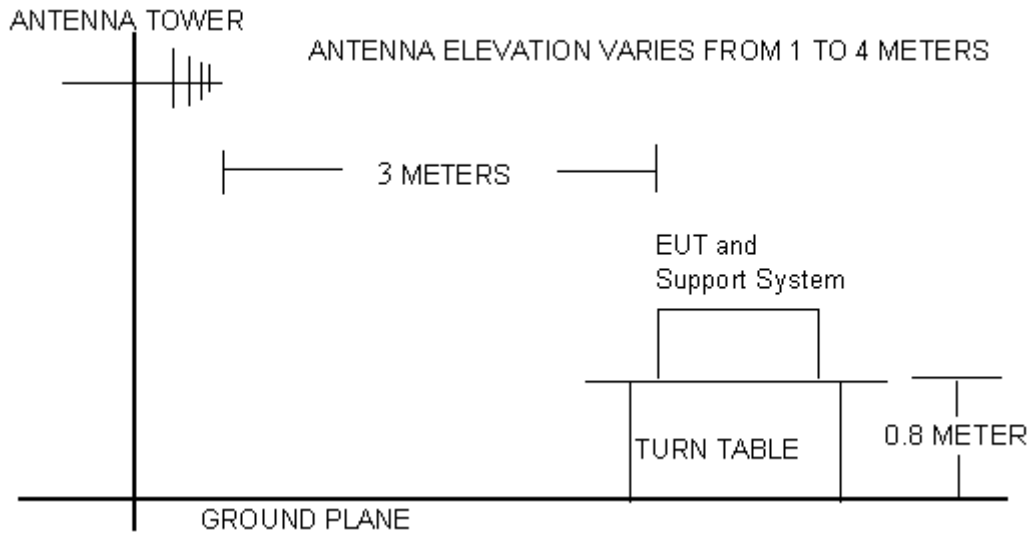
### 7.2. Block Diagram of Test Setup

#### 7.2.1 Block Diagram of connection between EUT and simulators



(EUT: Game Talk Pro-2™ Wireless)

**7.2.2 Anechoic Chamber Setup Diagram**



**7.3.Radiated Emission Limit :**

**Standard:FCC 15.249 , FCC 15.209, RSS-Gen:7.2,RSS-210 A2.9**

Except as provided in paragraph (a) of this section, the field strength of emissions from intentional radiators operated within these frequency bands shall comply with the following:

Fundamental Frequency (MHz)	Field Strength of Fundamental (mV/m)	Field Strength of Harmonics (µV/m)
902-928	50	500
2400-2483.5	50	500
5725-5875	50	500
24000-24250	250	2500

FREQUENCY MHz	DISTANCE Meters	FIELD STRENGTHS LIMIT	
		µV/m	dB(µV)/m
30 ~ 88	3	100	40.0
88 ~ 216	3	150	43.5
216 ~ 960	3	200	46.0
960 ~ 1000	3	500	54.0
Above 1000	3	Other:74.0 dB(µV)/m (Peak) 54.0 dB(µV)/m (Average)	

- Remark: (1) Emission level  $\text{dB}\mu\text{V} = 20 \log \text{Emission level } \mu\text{V/m}$   
 (2) The smaller limit shall apply at the cross point between two frequency bands.  
 (3) Distance is the distance in meters between the measuring instrument, antenna and the closest point of any part of the device or system.

Copyright of this report is owned by Centre of Testing Service and may not be reproduced other than in full except with the written approval of the issuing Company.



## 7.4. Test Procedure

The EUT and its simulators are placed on a turn table, which is 0.8 meter high above ground. The turn table can rotate 360 degrees to determine the position of the maximum emission level. The EUT is set 3 meters away from the receiving antenna, which is mounted on a antenna tower. The antenna can be moved up and down between 1 meter and 4 meters to find out the maximum emission level. Broadband antenna (calibrated bilog antenna) is used as receiving antenna. Both horizontal and vertical polarization of the antenna is set on Test. In order to find the maximum emission levels, all of the interface cables must be manipulated according to ANSI C63.4-2009 on radiated emission Test.

The frequency range from 30MHz to 1000MHz and above 1GHz. is investigated. Please see the following pages.

All measurements for radiated emissions within the restricted bands were performed using a Quasi-Peak detector with 120kHz RBW below 1GHz and a Peak and Average detector with 2MHz RBW above 1GHz,

All measurements for radiated emissions within the restricted bands were performed using a Quasi-Peak detector with 300kHz VBW below 1GHz and a Peak detector with 2MHz VBW above 1GHz, A average detector with 10Hz VBW above 1GHz

Pretest x, y, z position of EUT, final, select the worst case x position test and record the test results in the report.

The test modes (TX Mode) is tested in Anechoic Chamber and all the scanning waveforms are reported on section 7.5

## 7.5. Radiated Emission Test Results

**PASSED.**

The frequency range from 9KHz~30MHz,30MHz to 230MHz, 230MHz to 1000MHz and above 1GHz. is investigated.

Please see the following pages.



Test Mode:	TX -X Position Mode	Result:	<input checked="" type="checkbox"/> - passed
Frequency range:	9KHz~30MHz		<input type="checkbox"/> - not passed

No.	Frequency (MHz)	Factor (dB/m)	Reading (dBuV)	Level (dBuV/m)	Det.
1	0.0597	18.28	21.18	39.46	peak
2	0.1940	18.51	13.58	32.09	peak
3	0.2540	18.52	12.13	30.65	peak
4	1.0220	18.59	20.95	39.54	peak
5	3.0420	18.80	12.00	30.80	peak
6	21.5140	20.39	7.19	27.58	peak

Copyright of this report is owned by Centre of Testing Service and may not be reproduced other than in full except with the written approval of the issuing Company.

**CENTRE OF TESTING SERVICE CO., LTD.**

Building F, Dachuang industrial park, No.379, Zhongshan Dadao, Guangzhou, China

Tel: +86-20-85543113 (32 lines)

Fax: +86-20-38780406

Complaint line: +86-20-85533471

E-mail: cts@cts-lab.com.cn

See Reverse For Terms And Conditions of Service

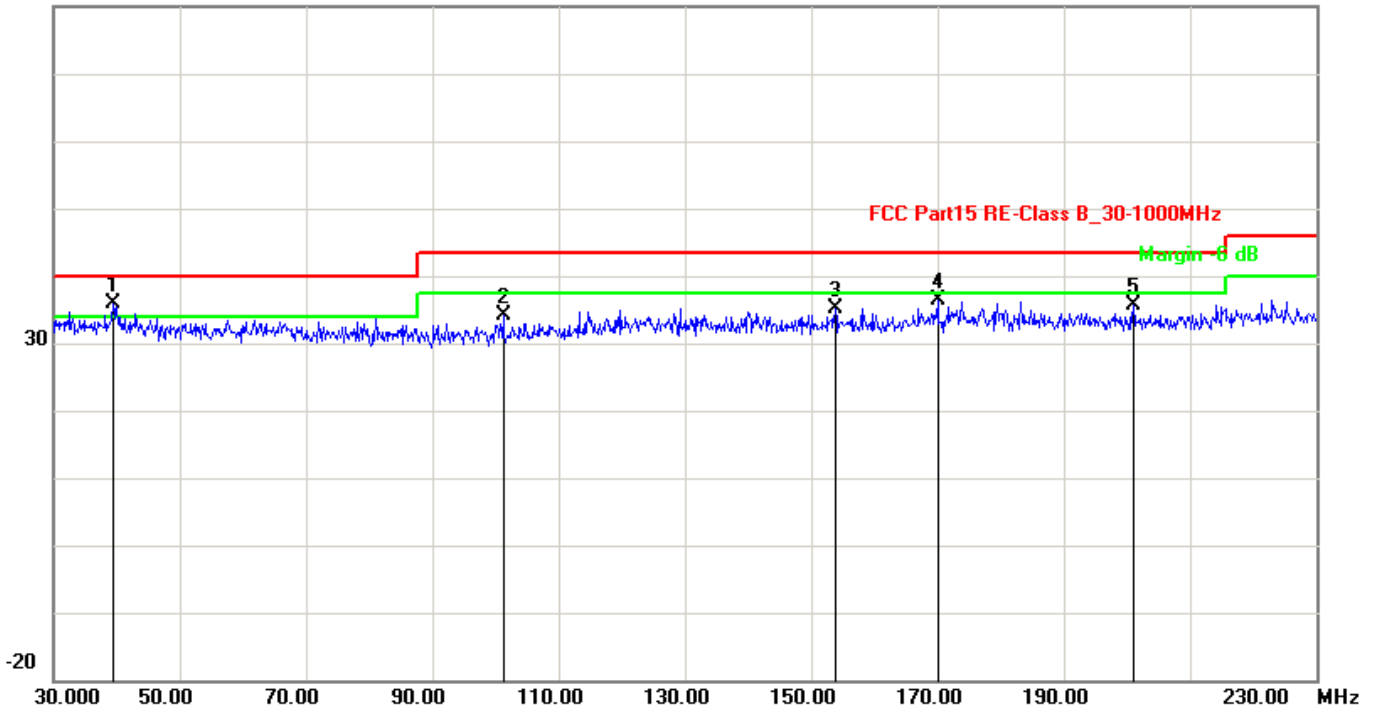




Channel:	TX -X Position Mode	Result:	■ - passed □ - not passed
Test point:	Horizontal		
Frequency range:	30MHz~1000MHz		

EUT	Game Talk Pro-2™ Wireless
Firm Name	Datel Design & Development, Inc
Operating Condition	DC 3.7V for TX
Test Condition	Ambient Temperature: 25°C Humidity: 56%
Test distance	3 Meter
Test Date:	02 Aug~11 Aug 2011
Operator	Peter
MODEL NO	AS183

80.0 dBuV/m



No.	Frequency (MHz)	Factor (dB)	Reading (dBuV)	Level (dBuV/m)	Limit (dBuV/m)	Margin (dB)	Det.
1	39.4000	5.74	30.16	35.90	40.00	-4.10	QP
2	101.2000	5.22	28.99	34.21	43.50	-9.29	QP
3	153.8000	6.46	28.75	35.21	43.50	-8.29	QP
4	170.0000	7.40	29.06	36.46	43.50	-7.04	QP
5	201.0000	7.34	28.26	35.60	43.50	-7.90	QP

Copyright of this report is owned by Centre of Testing Service and may not be reproduced other than in full except with the written approval of the issuing Company.

**CENTRE OF TESTING SERVICE CO., LTD.**

Building F, Dachuang industrial park, No.379, Zhongshan Dadao, Guangzhou, China

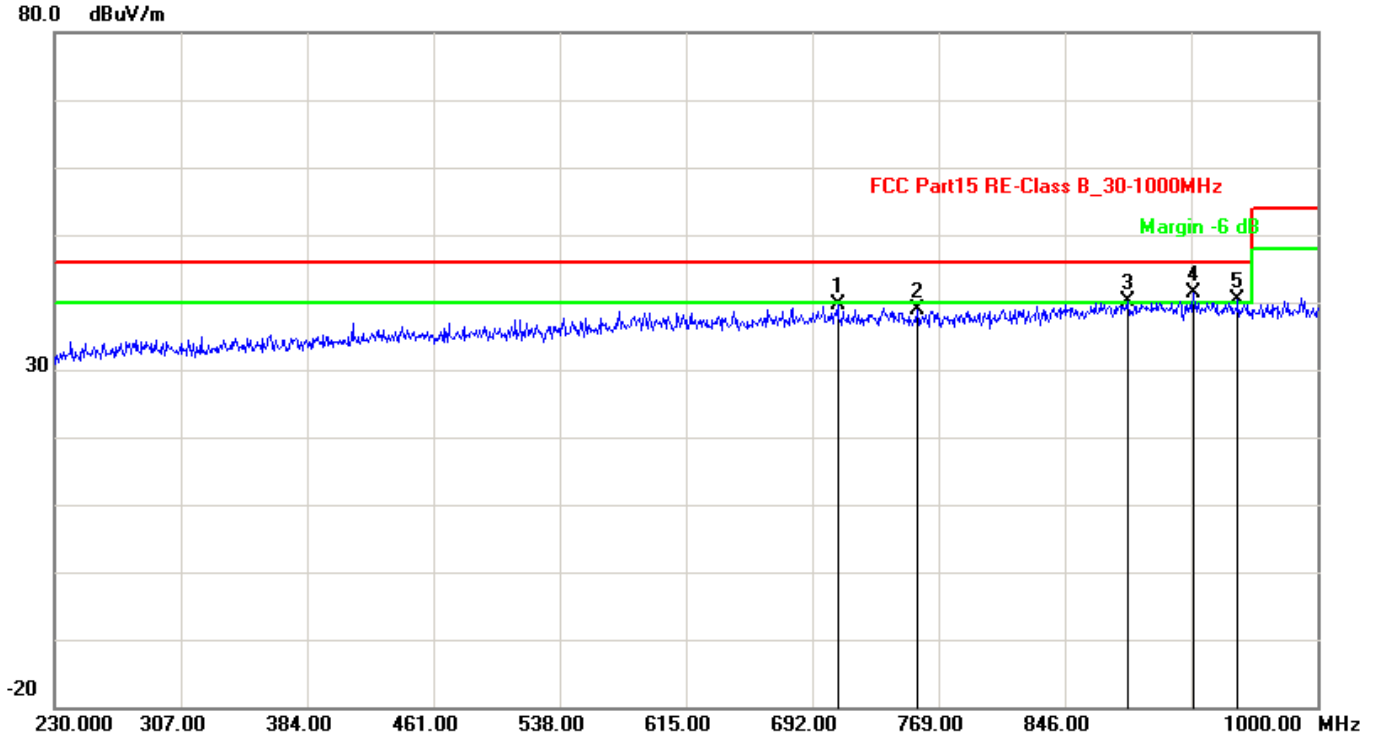
Tel: +86-20-85543113 (32 lines)

Fax: +86-20-38780406

Complaint line: +86-20-85533471

E-mail: cts@cts-lab.com.cn

See Reverse For Terms And Conditions of Service



No.	Frequency (MHz)	Factor (dB)	Reading (dBuV)	Level (dBuV/m)	Limit (dBuV/m)	Margin (dB)	Det.
1	707.4000	10.32	29.39	39.71	46.00	-6.29	QP
2	755.9100	10.25	28.60	38.85	46.00	-7.15	QP
3	884.5000	10.50	29.67	40.17	46.00	-5.83	QP
4	924.5400	10.50	30.78	41.28	46.00	-4.72	QP
5	951.4900	10.50	29.86	40.36	46.00	-5.64	QP

Note: 1. Emission level=Read level + Factor  
 2. Factor=Antenna factor + Cable loss  
 3. Margin=Level-Limit.

Copyright of this report is owned by Centre of Testing Service and may not be reproduced other than in full except with the written approval of the issuing Company.

**CENTRE OF TESTING SERVICE CO., LTD.**

Building F, Dachuang industrial park, No.379, Zhongshan Dadao, Guangzhou, China

Tel: +86-20-85543113 (32 lines)

Fax: +86-20-38780406

Complaint line: +86-20-85533471

E-mail: cts@cts-lab.com.cn

See Reverse For Terms And Conditions of Service



Channel:	TX -X Position Mode Low 2402MHz	Result:	<input checked="" type="checkbox"/> - passed
Test point:	Horizontal		<input type="checkbox"/> - not passed
Frequency range:	1GHz-26.5GHz		

EUT	Game Talk Pro-2™ Wireless
Firm Name	Datel Design & Development, Inc
Operating Condition	DC 3.7V for TX
Test Condition	Ambient Temperature: 25°C Humidity: 56%
Test distance	3 Meter
Test Date:	02 Aug~11 Aug 2011
Operator	<b>Peter</b>
MODEL NO	AS183

No.	Frequency (MHz)	Factor (dB)	Reading (dBuV)	Level (dBuV/m)	Limit (dBuV/m)	Margin (dB)	Det.
1	2402.000	17.81	63.27	81.08	114.00	-32.92	peak
2	2402.000	17.81	54.08	71.79	94.00	-22.11	AVG
3	1176.353	13.23	26.90	40.13	54.00	-13.87	AVG
4	2322.645	17.49	32.38	49.87	54.00	-4.13	AVG
5	4804.097	22.93	24.28	47.21	54.00	-6.79	AVG
6	8142.285	26.91	18.68	45.59	54.00	-8.41	AVG
7	9619.238	28.47	19.55	48.02	54.00	-5.98	AVG
8	11757.515	29.76	19.34	49.10	54.00	-4.90	AVG
9	1176.353	13.23	26.90	40.13	54.00	-13.87	AVG

Remark: Other frequency mini margin all >10 dB of Limit

- Note: 1. Emission level=Read level + Factor  
 2. Factor=Antenna factor + Cable loss  
 3. Margin=Level-Limit.

Channel:	TX -X Position Mode Middle 2442MHz	Result:	<input checked="" type="checkbox"/> - passed
Test point:	Horizontal		<input type="checkbox"/> - not passed
Frequency range:	1GHz-26.5GHz		

No.	Frequency (MHz)	Factor (dB)	Reading (dBuV)	Level (dBuV/m)	Limit (dBuV/m)	Margin (dB)	Det.
1	2442.000	17.97	63.98	81.95	114.00	-32.05	peak
2	2442.000	17.97	54.72	72.69	94.00	-21.31	AVG
3	1088.176	12.84	36.86	49.70	74.00	-24.30	peak
4	4885.021	23.10	23.74	46.84	54.00	-7.16	AVG
5	6709.419	25.07	18.13	43.20	54.00	-10.80	AVG
6	9090.180	27.33	20.41	47.74	54.00	-6.26	AVG
7	10412.826	28.89	16.39	45.28	54.00	-8.72	AVG
8	11559.118	29.38	19.42	48.80	54.00	-5.20	AVG

Remark: Other frequency mini margin all >10 dB of Limit

- Note: 1. Emission level=Read level + Factor  
 2. Factor=Antenna factor + Cable loss  
 3. Margin=Level-Limit.

Copyright of this report is owned by Centre of Testing Service and may not be reproduced other than in full except with the written approval of the issuing Company.

**CENTRE OF TESTING SERVICE CO., LTD.**

Building F, Dachuang industrial park, No.379, Zhongshan Dadao, Guangzhou, China

Tel: +86-20-85543113 (32 lines)

Fax: +86-20-38780406

Complaint line: +86-20-85533471

E-mail: cts@cts-lab.com.cn

See Reverse For Terms And Conditions of Service



Channel:	TX -X Position Mode High 2482MHz	Result:	<input checked="" type="checkbox"/> - passed
Test point:	Horizontal		<input type="checkbox"/> - not passed
Frequency range:	1GHz-26.5GHz		

No.	Frequency (MHz)	Factor (dB)	Reading (dBuV)	Level (dBuV/m)	Limit (dBuV/m)	Margin (dB)	Det.
1	2482.000	18.14	63.09	79.88	114.00	-32.77	peak
2	2482.000	18.14	54.42	72.56	94.00	--21.44	AVG
3	1022.044	12.55	36.25	48.80	74.00	-25.20	peak
4	4965.053	23.27	23.64	46.91	54.00	-7.09	AVG
5	6092.184	24.86	18.07	42.93	54.00	-11.07	AVG
6	8781.563	27.08	18.32	45.40	54.00	-8.60	AVG
7	10633.267	28.67	17.91	46.58	54.00	-7.42	AVG
8	11603.206	29.46	16.71	46.17	54.00	-7.83	AVG

Remark: Other frequency mini margin all >10 dB of Limit

- Note: 1. Emission level=Read level + Factor  
 2. Factor=Antenna factor + Cable loss  
 3. Margin=Level-Limit.

**CENTRE OF TESTING SERVICE CO., LTD.**

Building F, Dachuang industrial park, No.379, Zhongshan Dadao, Guangzhou, China

Tel: +86-20-85543113 (32 lines)

Fax: +86-20-38780406

Complaint line: +86-20-85533471

E-mail: cts@cts-lab.com.cn

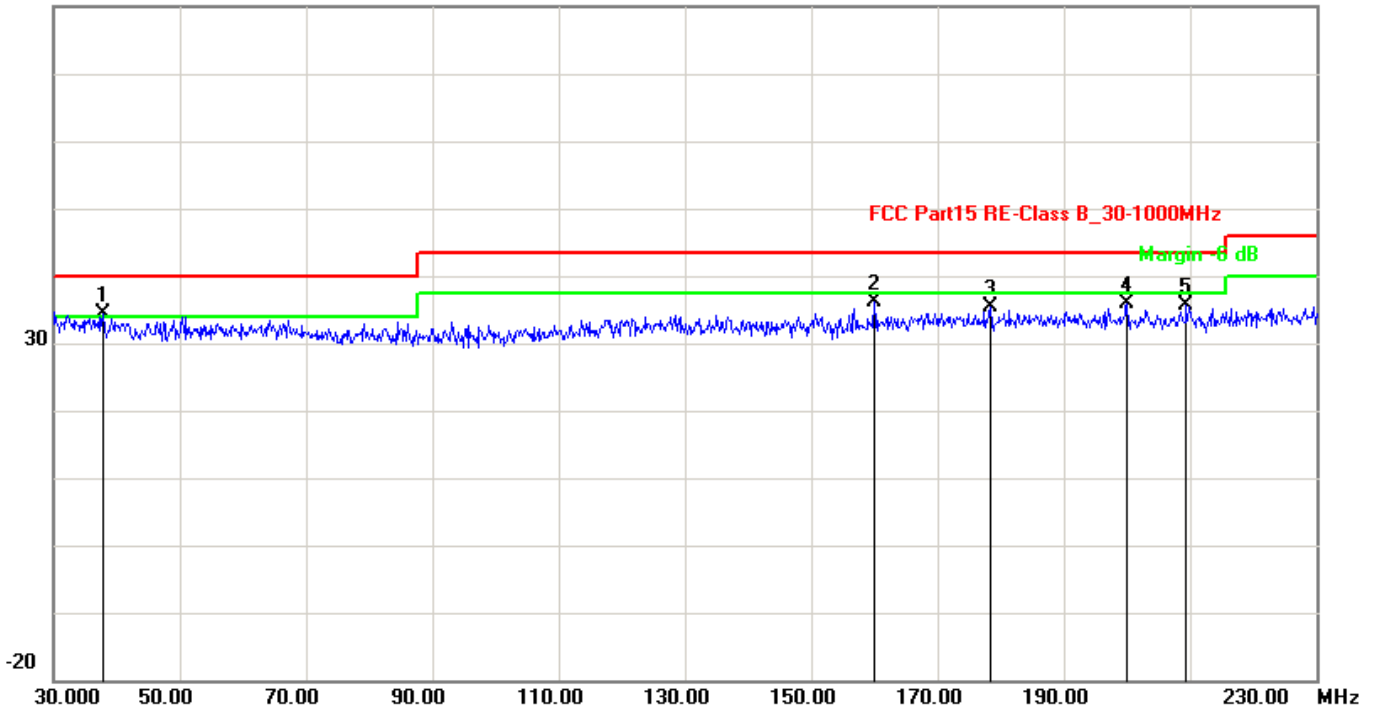
See Reverse For Terms And Conditions of Service



Channel:	TX -X Position Mode	Result:	<input checked="" type="checkbox"/> - passed
Test point:	Vertical		<input type="checkbox"/> - not passed
Frequency range:	30-230MHz and 230-1000MHz		

EUT	Game Talk Pro-2™ Wireless
Firm Name	Datel Design & Development, Inc
Operating Condition	DC 3.7V for TX
Test Condition	Ambient Temperature: 25°C Humidity: 56%
Test distance	3 Meter
Test Date:	02 Aug~11 Aug 2011
Operator	Peter
MODEL NO	AS183

80.0 dBuV/m



No.	Frequency (MHz)	Factor (dB)	Reading (dBuV)	Level (dBuV/m)	Limit (dBuV/m)	Margin (dB)	Det.
1	37.8000	5.85	28.61	34.46	40.00	-5.54	QP
2	160.0000	6.65	29.50	36.15	43.50	-7.35	QP
3	178.4000	7.44	27.84	35.28	43.50	-8.22	QP
4	200.0000	7.35	28.54	35.89	43.50	-7.61	QP
5	209.4000	7.30	28.22	35.52	43.50	-7.98	QP

Copyright of this report is owned by Centre of Testing Service and may not be reproduced other than in full except with the written approval of the issuing Company.

**CENTRE OF TESTING SERVICE CO., LTD.**

Building F, Dachuang industrial park, No.379, Zhongshan Dadao, Guangzhou, China

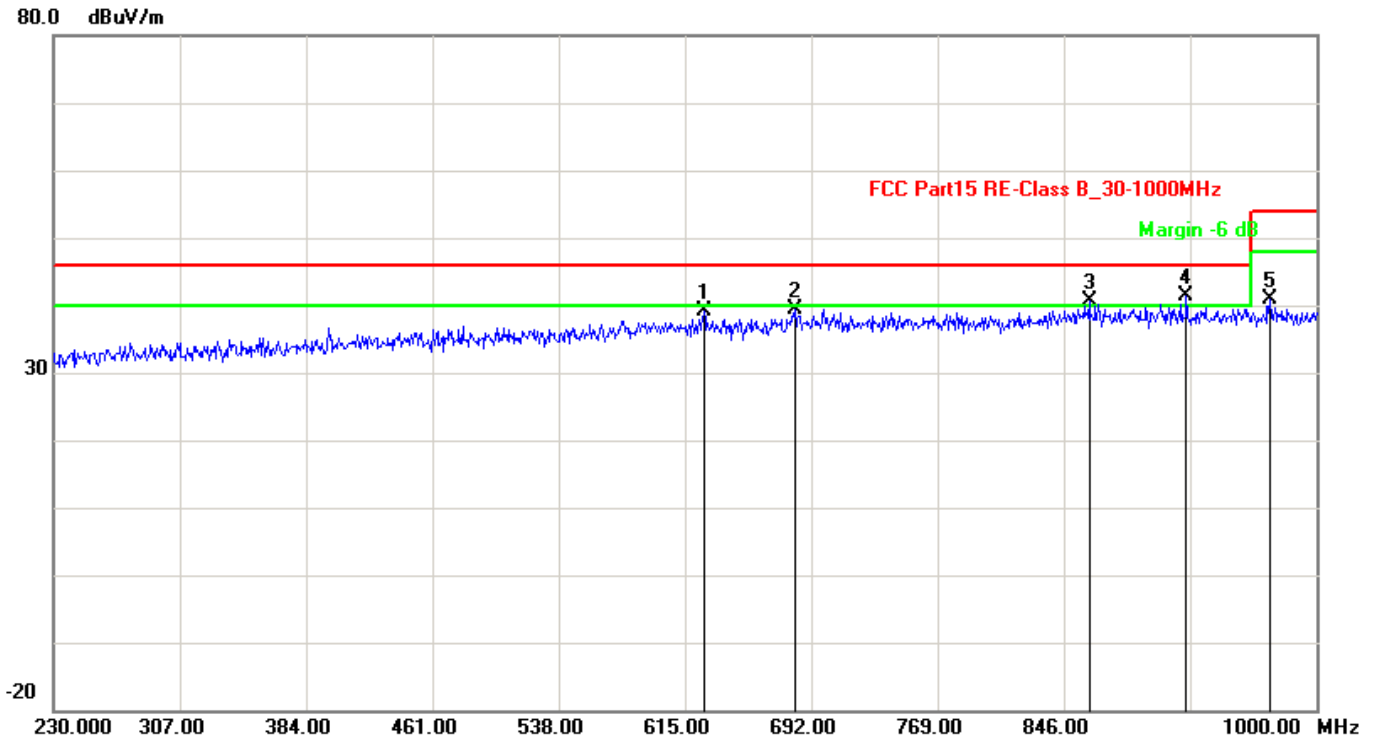
Tel: +86-20-85543113 (32 lines)

Fax: +86-20-38780406

Complaint line: +86-20-85533471

E-mail: cts@cts-lab.com.cn

See Reverse For Terms And Conditions of Service



No.	Frequency (MHz)	Factor (dB)	Reading (dBuV)	Level (dBuV/m)	Limit (dBuV/m)	Margin (dB)	Det.
1	626.5500	9.75	29.28	39.03	46.00	-6.97	QP
2	681.9900	10.21	29.07	39.28	46.00	-6.72	QP
3	861.4000	10.36	30.30	40.66	46.00	-5.34	QP
4	920.6900	10.50	31.00	41.50	46.00	-4.50	QP
5	971.5100	10.50	30.37	40.87	54.00	-13.13	QP

Note: 1. Emission level=Read level + Factor  
 2. Factor=Antenna factor + Cable loss  
 3. Margin=Level- Limit.

Copyright of this report is owned by Centre of Testing Service and may not be reproduced other than in full except with the written approval of the issuing Company.

**CENTRE OF TESTING SERVICE CO., LTD.**

Building F, Dachuang industrial park, No.379, Zhongshan Dadao, Guangzhou, China

Tel: +86-20-85543113 (32 lines)

Fax: +86-20-38780406

Complaint line: +86-20-85533471

E-mail: cts@cts-lab.com.cn

See Reverse For Terms And Conditions of Service



Channel:	TX -X Position Mode Low 2402MHz	Result:	<input checked="" type="checkbox"/> - passed
Test point:	Vertical		<input type="checkbox"/> - not passed
Frequency range:	1GHz-26.5GHz		

EUT	Game Talk Pro-2™ Wireless
Firm Name	Datel Design & Development, Inc
Operating Condition	DC 3.7V for TX
Test Condition	Ambient Temperature: 25°C Humidity: 56%
Test distance	3 Meter
Test Date:	02 Aug~11 Aug 2011
Operator	<b>Peter</b>
MODEL NO	AS183

No.	Frequency (MHz)	Factor (dB)	Reading (dBuV)	Level (dBuV/m)	Limit (dBuV/m)	Margin (dB)	Det.
1	2402.000	17.81	60.11	77.92	114.00	-36.08	peak
2	2402.000	17.81	51.09	68.90	94.00	-25.1	AVG
3	1110.220	12.93	35.46	48.39	74.00	-25.61	peak
4	4804.097	22.93	21.12	44.05	54.00	-9.95	AVG
5	6158.317	24.88	15.59	40.47	54.00	-13.53	AVG
6	7569.138	26.14	21.98	48.12	54.00	-5.88	AVG
7	9905.812	29.09	18.38	47.47	54.00	-6.53	AVG
8	11559.118	29.38	17.24	46.62	54.00	-7.38	AVG

Remark: Other frequency mini margin all >10 dB of Limit

Channel:	TX -X Position Mode Middle 2442MHz	Result:	<input checked="" type="checkbox"/> - passed
Test point:	Vertical		<input type="checkbox"/> - not passed
Frequency range:	1GHz-26.5GHz		

No.	Frequency (MHz)	Factor (dB)	Reading (dBuV)	Level (dBuV/m)	Limit (dBuV/m)	Margin (dB)	Det.
1	2442.000	17.97	61.52	79.49	114.00	-34.51	peak
2	2442.000	17.97	52.47	70.44	94.00	-23.56	AVG
3	1110.220	12.93	28.19	41.12	54.00	-12.88	AVG
4	4885.021	23.10	20.93	44.03	54.00	-9.97	AVG
5	6643.287	25.05	19.28	44.33	54.00	-9.67	AVG
6	8781.563	27.08	15.72	42.80	54.00	-11.20	AVG
7	9332.665	27.86	19.25	47.11	54.00	-6.89	AVG
8	11559.118	29.38	16.89	46.27	54.00	-7.73	AVG

Remark: Other frequency mini margin all >10 dB of Limit

- Note: 1. Emission level=Read level + Factor  
 2. Factor=Antenna factor + Cable loss  
 3. Margin=Level-Limit.

Copyright of this report is owned by Centre of Testing Service and may not be reproduced other than in full except with the written approval of the issuing Company.

**CENTRE OF TESTING SERVICE CO., LTD.**

Building F, Dachuang industrial park, No.379, Zhongshan Dadao, Guangzhou, China

Tel: +86-20-85543113 (32 lines)

Fax: +86-20-38780406

Complaint line: +86-20-85533471

E-mail: cts@cts-lab.com.cn

See Reverse For Terms And Conditions of Service



Channel:	TX -X Position Mode High 2482MHz	Result:	<input checked="" type="checkbox"/> - passed
Test point:	Vertical		<input type="checkbox"/> - not passed
Frequency range:	1GHz-26.5GHz		

No.	Frequency (MHz)	Factor (dB)	Reading (dBuV)	Level (dBuV/m)	Limit (dBuV/m)	Margin (dB)	Det.
1	2482.000	18.14	60.89	79.03	114.00	-34.97	peak
2	2482.000	18.14	51.16	69.30	94.00	-24.70	AVG
3	1683.367	15.21	34.75	49.96	74.00	-24.04	peak
4	4965.053	23.27	21.09	44.36	54.00	-9.64	AVG
5	5959.920	24.77	16.32	41.09	54.00	-12.91	AVG
6	9773.547	28.80	14.82	43.62	54.00	-10.38	AVG
7	10214.429	29.08	16.95	46.03	54.00	-7.97	AVG
8	11801.603	29.84	17.72	47.56	54.00	-6.44	AVG

Remark: Other frequency mini margin all >10 dB of Limit

- Note: 1. Emission level=Read level + Factor  
 2. Factor=Antenna factor + Cable loss  
 3. Margin=Level-Limit.

**CENTRE OF TESTING SERVICE CO., LTD.**

Building F, Dachuang industrial park, No.379, Zhongshan Dadao, Guangzhou, China

Tel: +86-20-85543113 (32 lines)

Fax: +86-20-38780406

Complaint line: +86-20-85533471

E-mail: cts@cts-lab.com.cn

See Reverse For Terms And Conditions of Service



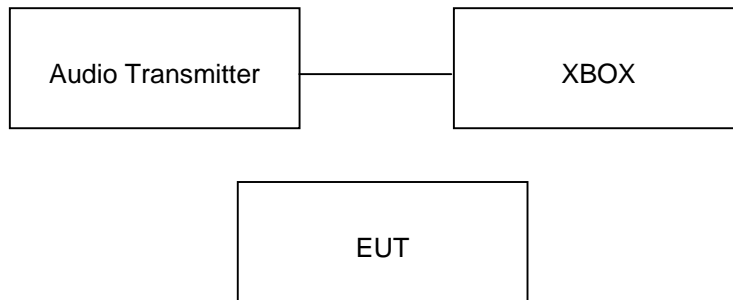
## 8. Receiver Spurious Emission (electric field)

### 8.1. Test Equipment

Radiated disturbance (electric field)					
Item	Test Equipment	Manufacturer	Model No.	Serial No.	Last Cal.
1	EMI Test Receiver	ROHDE & SCHWARZ	ESCI	100868	2010/12
2	Biconical Antenna	ROHDE & SCHWARZ	HK116	100221	2010/12
3	Log per Antenna	ROHDE & SCHWARZ	HL223	100226	2010/12
4	Log per Antenna	ROHDE & SCHWARZ	HL050	100186	2010/12
5	Signal analyzer	ROHDE & SCHWARZ	FSIQ26	100311	2010/12
6	Loop Antenna	A.R.A	PLA-1030/B	1030	2010/12

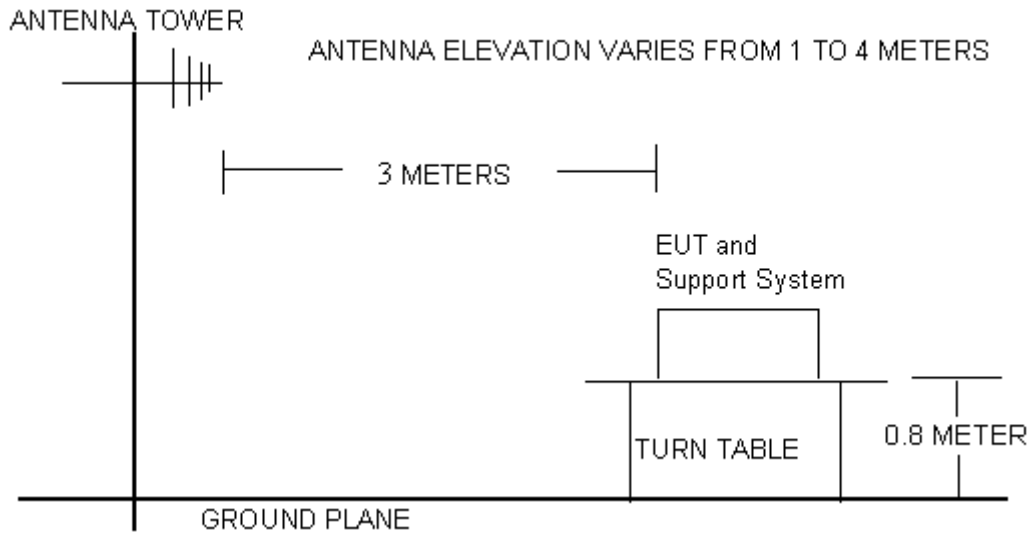
### 8.2. Block Diagram of Test Setup

#### 7.2.1 Block Diagram of connection between EUT and simulators



(EUT: Game Talk Pro-2™ Wireless)

### 8.2.2 Anechoic Chamber Setup Diagram



### 8.3. Receiver Spurious Emission Limit Standard:

**Standard:FCC 15.249 , FCC 15.209, FCC 15.109,RSS-Gen:7.2,RSS-210 A2.9**

Except as provided in paragraph (a) of this section, the field strength of emissions from intentional radiators operated within these frequency bands shall comply with the following:

FREQUENCY MHz	DISTANCE Meters	FIELD STRENGTHS LIMIT	
		$\mu\text{V}/\text{m}$	$\text{Db}(\mu\text{V})/\text{m}$
30 ~ 88	3	100	40.0
88 ~ 216	3	150	43.5
216 ~ 960	3	200	46.0
960 ~ 1000	3	500	54.0
Above 1000	3	Other:74.0 $\text{Db}(\mu\text{V})/\text{m}$ (Peak) 54.0 $\text{Db}(\mu\text{V})/\text{m}$ (Average)	

Remark: (1) Emission level  $\text{Db}\mu\text{V} = 20 \log$  Emission level  $\mu\text{V}/\text{m}$

- 8. . The smaller limit shall apply at the cross point between two frequency bands.
- 8. . Distance is the distance in meters between the measuring instrument, antenna and the closest point of any part of the device or system.

### 8.4.Test Procedure

The EUT and its simulators are placed on a turn table, which is 0.8 meter high above ground. The turn table can rotate 360 degrees to determine the position of the maximum emission level. The EUT is set 3 meters away from the receiving antenna, which is mounted on a antenna tower. The antenna can be moved up and down between 1 meter and 4 meters to find out the maximum emission level. Broadband antenna (calibrated bilog antenna) is used as receiving antenna. Both horizontal and vertical polarization of the antenna is set on Test. In order to find the maximum emission levels, all of the interface cables must be manipulated according to ANSI C63.4-2009on radiated emission Test.

The frequency range from 30MHz to 1000MHz and above 1GHz. Is investigated. Please see the following pages.

Copyright of this report is owned by Centre of Testing Service and may not be reproduced other than in full except with the written approval of the issuing Company.

#### CENTRE OF TESTING SERVICE CO., LTD.

Building F, Dachuang industrial park, No.379, Zhongshan Dadao, Guangzhou, China

Tel: +86-20-85543113 (32 lines)

Fax: +86-20-38780406

Complaint line: +86-20-85533471

E-mail: cts@cts-lab.com.cn

See Reverse For Terms And Conditions of Service



All measurements for radiated emissions within the restricted bands were performed using a Quasi-Peak detector with 120kHz RBW below 1GHz and a Peak and Average detector with 1MHz RBW above 1GHz,

All measurements for radiated emissions within the restricted bands were performed using a Quasi-Peak detector with 300kHz VBW below 1GHz and a Peak detector with 1MHz VBW above 1GHz, A average detector with 10Hz VBW above 1GHz

Pretest x, y, z position of EUT, final, select the worst case x position test and record the test results in the report.

The test modes (TX Mode) is tested in Anechoic Chamber and all the scanning waveforms are reported on section 7.5

## 8.5. Receiver Spurious Emission Test Results

**PASSED.**

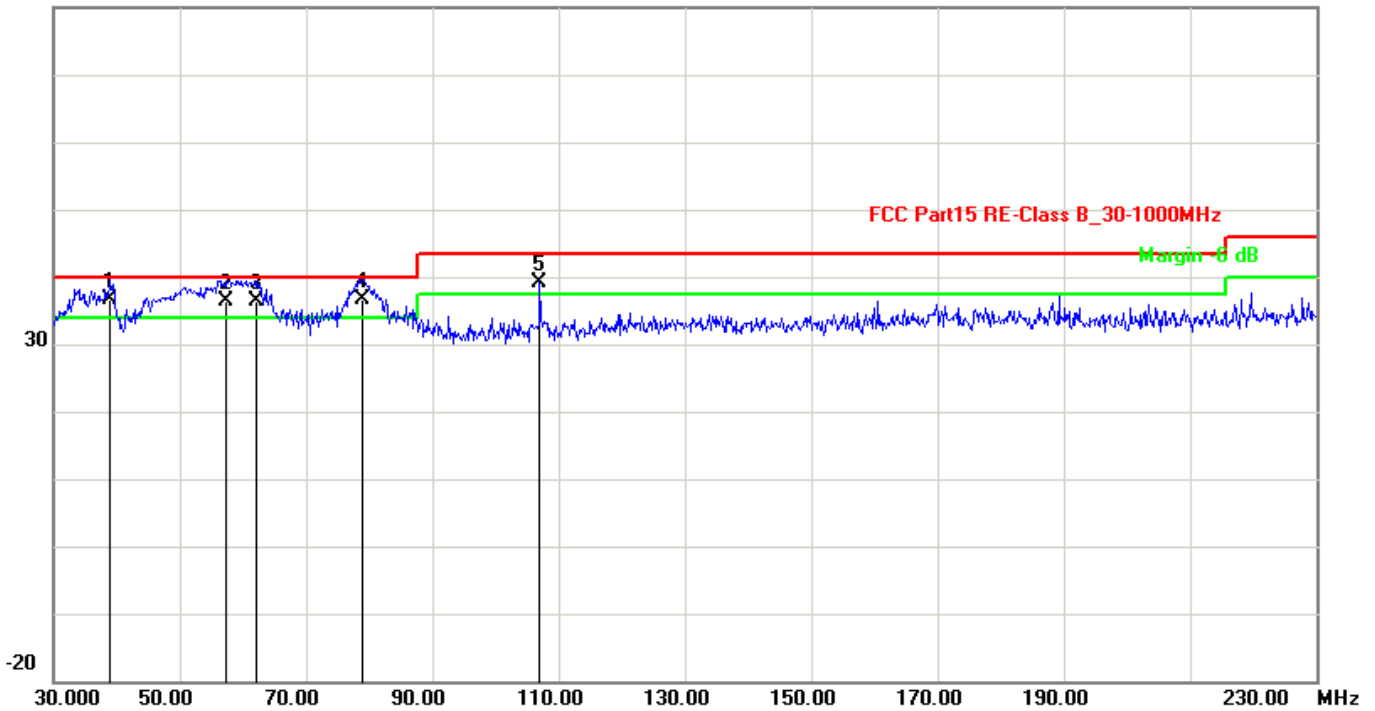
The frequency range from 9KHz~30MHz ,30MHz to 230MHz, 230MHz to 1000MHz and above 1GHz. Is investigated. Please see the following pages.



Channel:	RX Normal link Mode	Result:	■ – passed
Test point:	Horizontal		□ – not passed
Frequency range:	30MHz~230MHz		

EUT	Game Talk Pro-2™ Wireless
Firm Name	Datel Design & Development, Inc
Operating Condition	DC 3.7V for TX
Test Condition	Ambient Temperature: 25°C Humidity: 56%
Test distance	3 Meter
Test Date:	02 Aug~11 Aug 2011
Operator	Peter
MODEL NO	AS183

80.0 dBuV/m



No.	Frequency (MHz)	Factor (dB)	Reading (dBuV)	Level (dBuV/m)	Limit (dBuV/m)	Margin (dB)	Det.
1	39.0000	5.77	30.82	36.59	40.00	-3.41	QP
2	57.2000	5.32	31.13	36.45	40.00	-3.55	QP
3	62.2000	5.35	30.99	36.34	40.00	-3.66	QP
4	78.8000	4.87	31.87	36.74	40.00	-3.26	QP
5	107.0000	5.57	33.48	39.05	43.50	-4.45	QP

Copyright of this report is owned by Centre of Testing Service and may not be reproduced other than in full except with the written approval of the issuing Company.

**CENTRE OF TESTING SERVICE CO., LTD.**

Building F, Dachuang industrial park, No.379, Zhongshan Dadao, Guangzhou, China

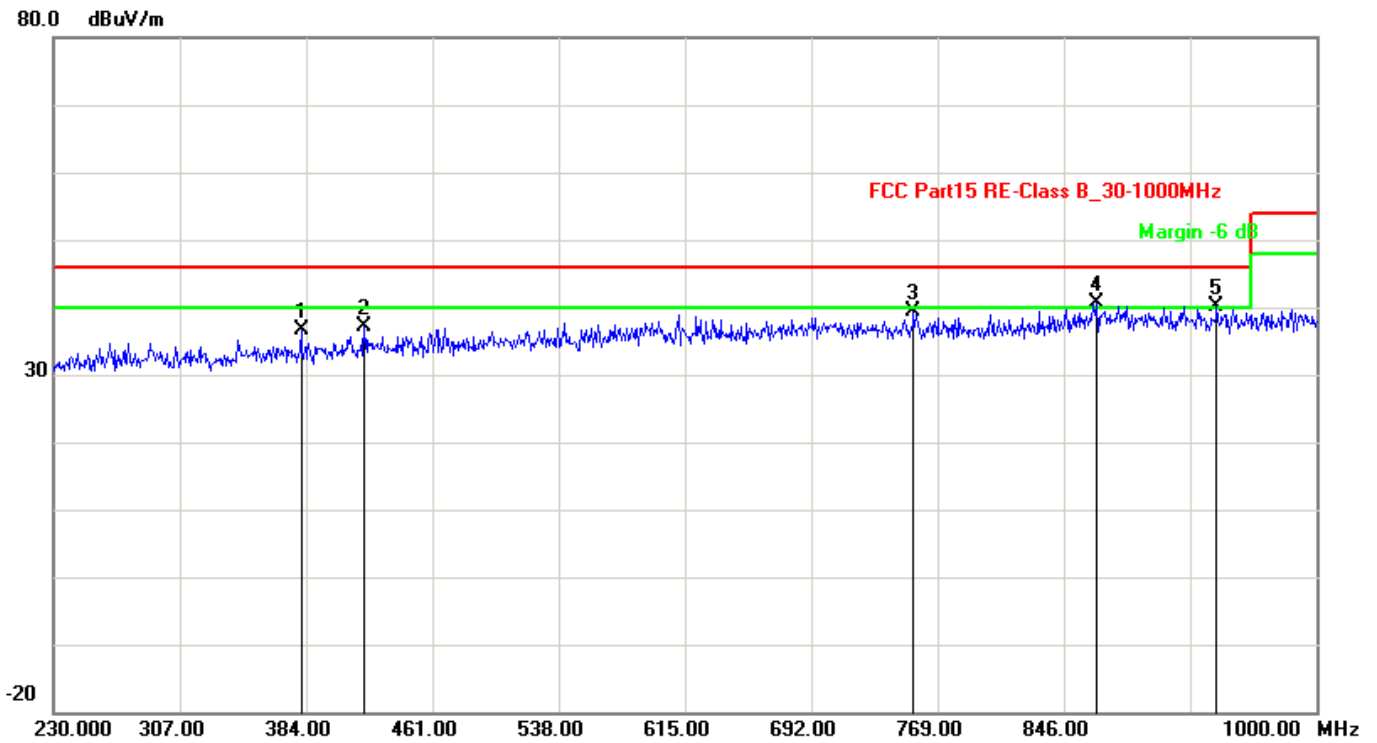
Tel: +86-20-85543113 (32 lines)

Fax: +86-20-38780406

Complaint line: +86-20-85533471

E-mail: cts@cts-lab.com.cn

See Reverse For Terms And Conditions of Service



No.	Frequency (MHz)	Factor (dB)	Reading (dBuV)	Level (dBuV/m)	Limit (dBuV/m)	Margin (dB)	Det.
1	380.9200	7.39	29.18	36.57	46.00	-9.43	QP
2	419.4200	8.13	29.07	37.20	46.00	-8.80	QP
3	754.3700	10.25	29.11	39.36	46.00	-6.64	QP
4	866.0200	10.41	30.25	40.66	46.00	-5.34	QP
5	939.1700	10.50	29.65	40.15	46.00	-5.85	QP

Note: 1. Emission level=Read level + Factor  
 2. Factor=Antenna factor + Cable loss  
 3. Margin=Level-Limit.

Copyright of this report is owned by Centre of Testing Service and may not be reproduced other than in full except with the written approval of the issuing Company.

**CENTRE OF TESTING SERVICE CO., LTD.**

Building F, Dachuang industrial park, No.379, Zhongshan Dadao, Guangzhou, China

Tel: +86-20-85543113 (32 lines)

Fax: +86-20-38780406

Complaint line: +86-20-85533471

E-mail: cts@cts-lab.com.cn

See Reverse For Terms And Conditions of Service



Channel:	RX Normal link Mode	Result:	<input checked="" type="checkbox"/> - passed <input type="checkbox"/> - not passed
Test point:	Horizontal		
Frequency range:	1GHz-26.5GHz		

EUT	Game Talk Pro-2™ Wireless
Firm Name	Datel Design & Development, Inc
Operating Condition	DC 3.7V for TX
Test Condition	Ambient Temperature: 25°C Humidity: 56%
Test distance	3 Meter
Test Date:	02 Aug~11 Aug 2011
Operator	<b>Peter</b>
MODEL NO	AS183

No.	Frequency (MHz)	Factor (dB)	Reading (dBuV)	Level (dBuV/m)	Limit (dBuV/m)	Margin (dB)	Det.
1	1214.000	13.39	30.23	43.62	74.00	-30.38	peak
2	1726.000	15.34	29.70	45.04	74.00	-28.96	peak
3	2130.000	16.70	30.21	46.91	74.00	-27.09	peak
4	3386.000	20.68	26.59	47.27	74.00	-26.73	peak
5	5848.000	24.61	18.72	43.33	54.00	-10.67	AVG
6	6942.000	25.15	19.56	44.71	54.00	-9.29	AVG
7	8968.000	27.13	17.81	44.94	54.00	-9.06	AVG

Remark: Other frequency mini margin all >10 dB of Limit

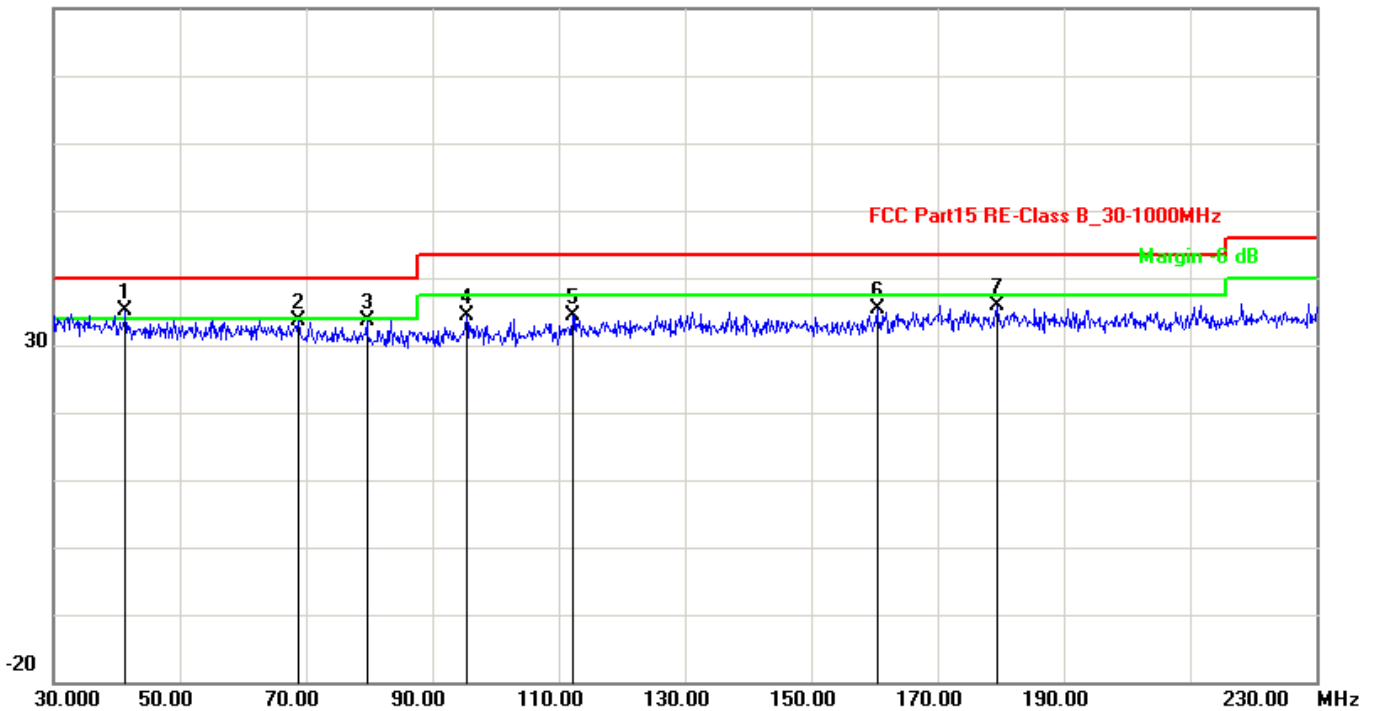
- Note: 1. Emission level=Read level + Factor  
 2. Factor=Antenna factor + Cable loss  
 3. Margin=Level-Limit.



Channel:	RX Normal link Mode	Result:	<input checked="" type="checkbox"/> - passed
Test point:	Vertical		<input type="checkbox"/> - not passed
Frequency range:	30-230MHz and 230-1000MHz		

EUT	Game Talk Pro-2™ Wireless
Firm Name	Datel Design & Development, Inc
Operating Condition	DC 3.7V for TX
Test Condition	Ambient Temperature: 25°C Humidity: 56%
Test distance	3 Meter
Test Date:	02 Aug~11 Aug 2011
Operator	Peter
MODEL NO	AS183

80.0 dBuV/m



No.	Frequency (MHz)	Factor (dB)	Reading (dBuV)	Level (dBuV/m)	Limit (dBuV/m)	Margin (dB)	Det.
1	41.4000	5.62	29.51	35.13	40.00	-4.87	QP
2	68.8000	5.20	28.42	33.62	40.00	-6.38	QP
3	79.6000	4.86	28.82	33.68	40.00	-6.32	QP
4	95.4000	5.01	29.47	34.48	43.50	-9.02	QP
5	112.2000	5.92	28.51	34.43	43.50	-9.07	QP
6	160.4000	6.68	28.78	35.46	43.50	-8.04	QP
7	179.4000	7.45	28.33	35.78	43.50	-7.72	QP

Copyright of this report is owned by Centre of Testing Service and may not be reproduced other than in full except with the written approval of the issuing Company.

**CENTRE OF TESTING SERVICE CO., LTD.**

Building F, Dachuang industrial park, No.379, Zhongshan Dadao, Guangzhou, China

Tel: +86-20-85543113 (32 lines)

Fax: +86-20-38780406

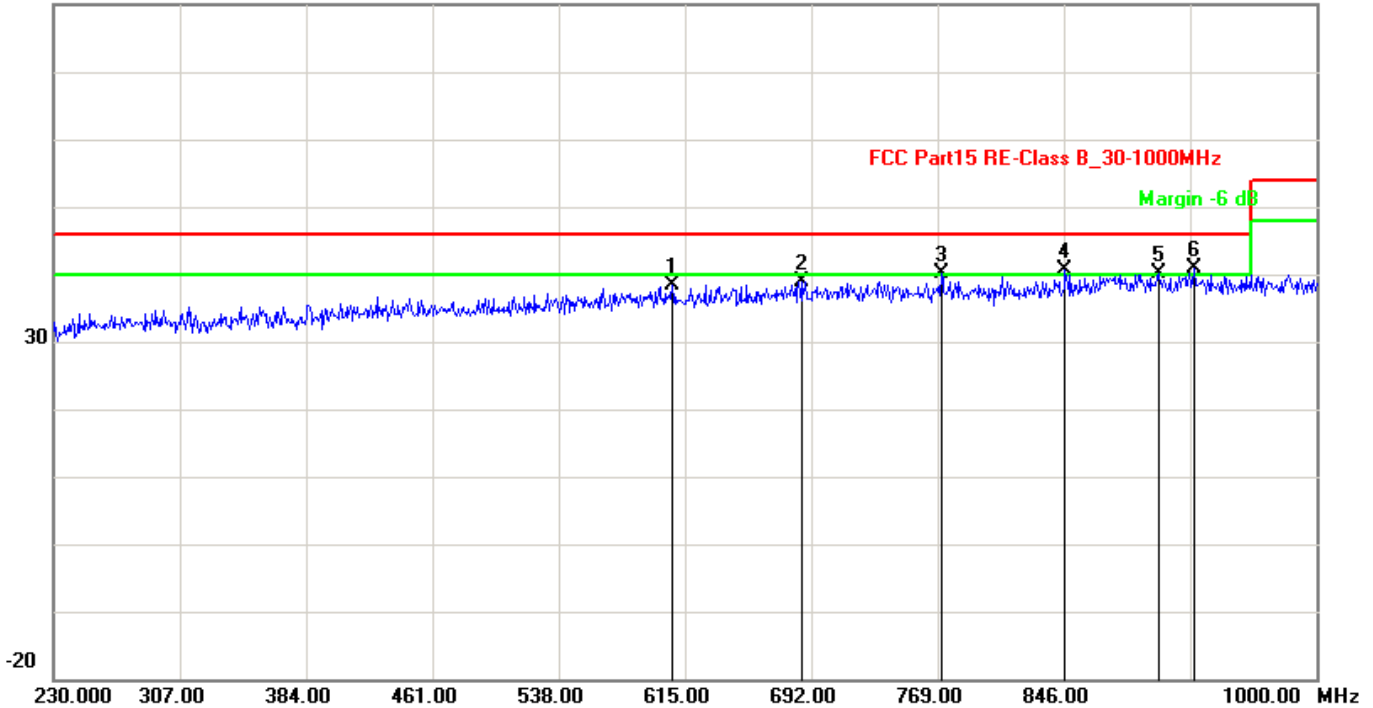
Complaint line: +86-20-85533471

E-mail: cts@cts-lab.com.cn

See Reverse For Terms And Conditions of Service



80.0 dBuV/m



No.	Frequency (MHz)	Factor (dB)	Reading (dBuV)	Level (dBuV/m)	Limit (dBuV/m)	Margin (dB)	Det.
1	607.3000	9.43	29.00	38.43	46.00	-7.57	QP
2	686.6100	10.24	28.70	38.94	46.00	-7.06	QP
3	771.3100	10.25	29.89	40.14	46.00	-5.86	QP
4	846.7700	10.24	30.32	40.56	46.00	-5.44	QP
5	903.7500	10.50	29.64	40.14	46.00	-5.86	QP
6	925.3100	10.50	30.47	40.97	46.00	-5.03	QP

Note: 1. Emission level=Read level + Factor  
 2. Factor=Antenna factor + Cable loss  
 3. Margin=Level- Limit.

Copyright of this report is owned by Centre of Testing Service and may not be reproduced other than in full except with the written approval of the issuing Company.

**CENTRE OF TESTING SERVICE CO., LTD.**

Building F, Dachuang industrial park, No.379, Zhongshan Dadao, Guangzhou, China

Tel: +86-20-85543113 (32 lines)

Fax: +86-20-38780406

Complaint line: +86-20-85533471

E-mail: cts@cts-lab.com.cn

See Reverse For Terms And Conditions of Service





Channel:	RX Normal link Mode	Result:	<input checked="" type="checkbox"/> - passed <input type="checkbox"/> - not passed
Test point:	Vertical		
Frequency range:	1GHz-26.5GHz		

EUT	Game Talk Pro-2™ Wireless
Firm Name	Datel Design & Development, Inc
Operating Condition	DC 3.7V for TX
Test Condition	Ambient Temperature: 25°C Humidity: 56%
Test distance	3 Meter
Test Date:	02 Aug~11 Aug 2011
Operator	<b>Peter</b>
MODEL NO	AS183

No.	Frequency (MHz)	Factor (dB)	Reading (dBuV)	Level (dBuV/m)	Limit (dBuV/m)	Margin (dB)	Det.
1	1384.000	14.14	30.24	44.38	74.00	-29.62	peak
2	1806.000	15.58	28.86	44.44	74.00	-29.56	peak
3	3074.000	20.42	25.80	46.22	74.00	-27.78	peak
4	4456.000	22.17	25.16	47.33	74.00	-26.67	peak
5	5780.000	24.50	25.10	49.60	74.00	-24.40	peak
6	7990.000	26.85	16.33	43.18	54.00	-10.82	AVG
7	8830.000	27.09	14.74	41.83	54.00	-12.17	AVG

Remark: Other frequency mini margin all >10 dB of Limit

Copyright of this report is owned by Centre of Testing Service and may not be reproduced other than in full except with the written approval of the issuing Company.

**CENTRE OF TESTING SERVICE CO., LTD.**

Building F, Dachuang industrial park, No.379, Zhongshan Dadao, Guangzhou, China

Tel: +86-20-85543113 (32 lines)

Fax: +86-20-38780406

Complaint line: +86-20-85533471

E-mail: cts@cts-lab.com.cn

See Reverse For Terms And Conditions of Service



## 9. Band Edge Compliance test

### 9.1. Test Equipment

Band Edge Compliance test					
Item	Test Equipment	Manufacturer	Model No.	Serial No.	Last Cal.
1	EMI Test Receiver	ROHDE & SCHWARZ	ESCI	10868	2010/12
2	Log per Antenna	ROHDE & SCHWARZ	HL050	100186	2010/12
3	Signal analyzer	ROHDE & SCHWARZ	FSIQ26	100311	2010/12

### 9.2. Test Information

EUT	Game Talk Pro-2™ Wireless
Firm Name	Datel Design & Development, Inc
Operating Condition	DC 3.7V for TX
Test Condition	Ambient Temperature: 25°C Humidity: 56%
Test distance	3 Meter
Test Date:	02 Aug-11 Aug 2011
Operator	<b>Peter</b>
MODEL NO	AS183

### 9.3. Test procedure

- 1、 The EUT operates at hopping-off test mode. The lowest or highest channels are tested to verify the largest transmission and spurious emissions power at the continuous transmission mode.
- 2、 Max hold the trace of the setp 1, and the EUT operates at hopping-on test mode to verify the largest spurious emissions power.

### 9.4. Test Results

#### **PASSED.**

The EUT operates at hopping-off test mode. The lowest and highest channels are tested to verify the band edge emissions.

Test Mode	Channel Marked Frequency	Test Result Highest Emission (dBuv/m)			
		Horizontal		Vertical	
		Peak	Average	Peak	Average
Low Channel	2390MHz	29.84	17.84	28.43	22.26
	2400MHz	58.17	43.18	54.34	47.02
High Channel	2483.5MHz	67.42	51.98	64.56	49.75
	2500MHz	27.32	17.67	27.87	17.87

Copyright of this report is owned by Centre of Testing Service and may not be reproduced other than in full except with the written approval of the issuing Company.

#### **CENTRE OF TESTING SERVICE CO., LTD.**

Building F, Dachuang industrial park, No.379, Zhongshan Dadao, Guangzhou, China

Tel: +86-20-85543113 (32 lines)

Fax: +86-20-38780406

Complaint line: +86-20-85533471

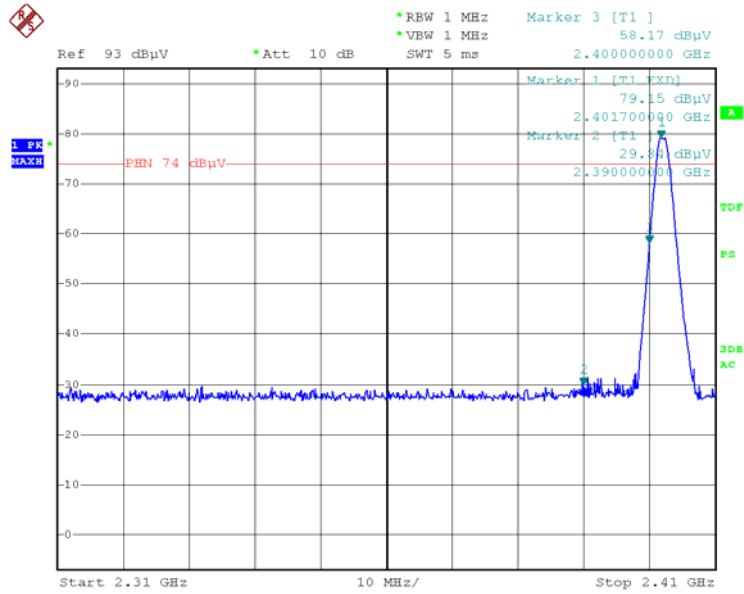
E-mail: cts@cts-lab.com.cn

See Reverse For Terms And Conditions of Service



Band Edges(CH Low)  
 Detector mode:Peak

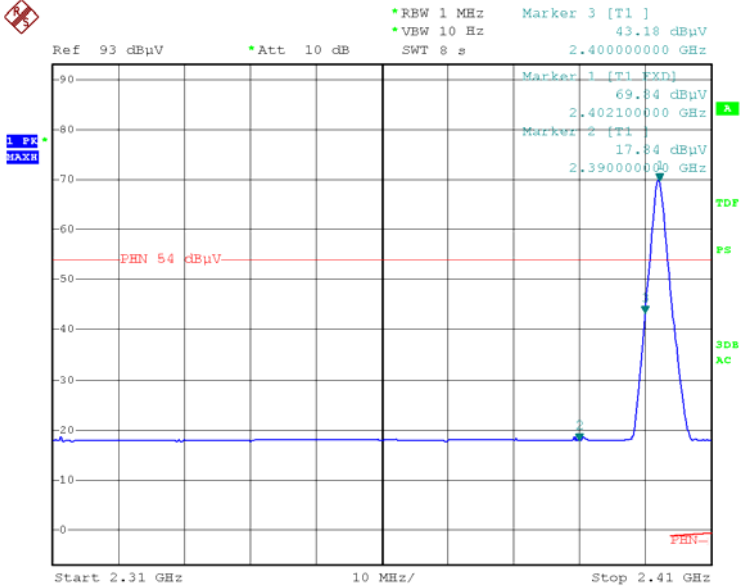
Polarity:Horizontal



Date: 4.AUG.2011 16:01:26

Band Edges(CH Low)  
 Detector mode:Average

Polarity:Horizontal



Date: 4.AUG.2011 16:05:46

Copyright of this report is owned by Centre of Testing Service and may not be reproduced other than in full except with the written approval of the issuing Company.

**CENTRE OF TESTING SERVICE CO., LTD.**

Building F, Dachuang industrial park, No.379, Zhongshan Dadao, Guangzhou, China

Tel: +86-20-85543113 (32 lines)

Fax: +86-20-38780406

Complaint line: +86-20-85533471

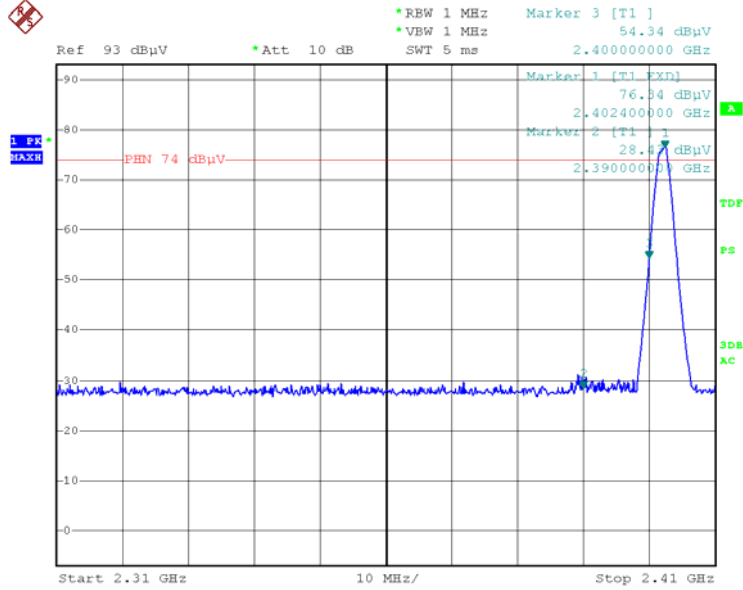
E-mail: cts@cts-lab.com.cn

See Reverse For Terms And Conditions of Service



**Band Edges(CH Low)**  
**Detector mode:Peak**

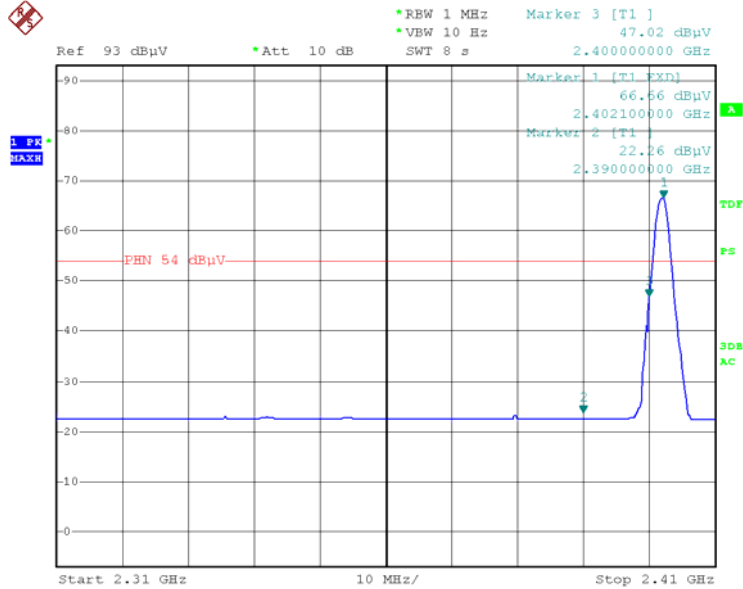
**Polarity:Vertical**



Date: 4.AUG.2011 16:00:05

**Band Edges(CH Low)**  
**Detector mode:Average**

**Polarity:Vertical**



Date: 4.AUG.2011 16:04:08

Copyright of this report is owned by Centre of Testing Service and may not be reproduced other than in full except with the written approval of the issuing Company.

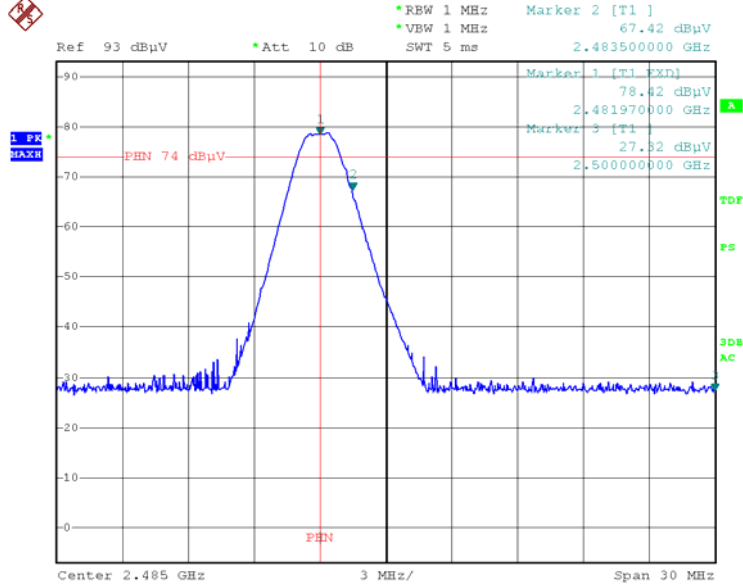
**CENTRE OF TESTING SERVICE CO., LTD.**  
 Building F, Dachuang industrial park, No.379, Zhongshan Dadao, Guangzhou, China  
 Tel: +86-20-85543113 (32 lines) Fax: +86-20-38780406  
 Complaint line: +86-20-85533471 E-mail: cts@cts-lab.com.cn

See Reverse For Terms And Conditions of Service



Band Edges(CH High)  
 Detector mode:Peak

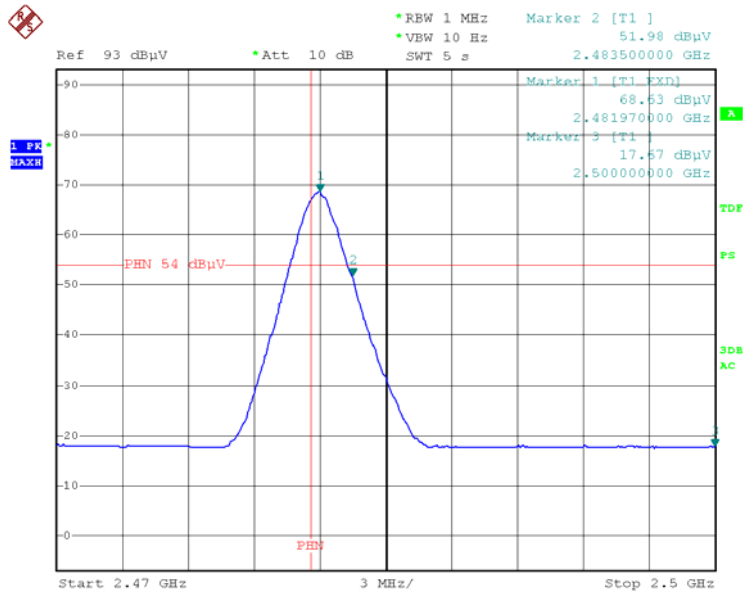
Polarity:Horizontal



Date: 4.AUG.2011 15:56:36

Band Edges(CH High)  
 Detector mode:Average

Polarity:Horizontal



Date: 4.AUG.2011 15:48:50

Copyright of this report is owned by Centre of Testing Service and may not be reproduced other than in full except with the written approval of the issuing Company.

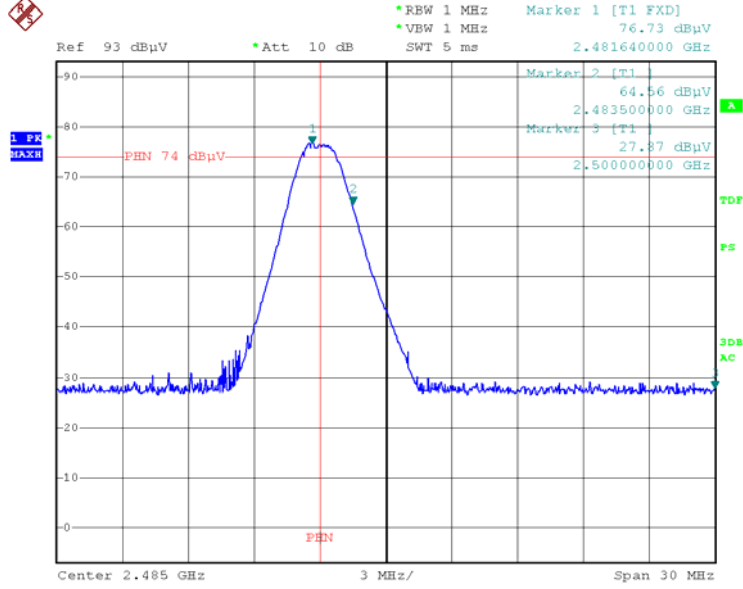
**CENTRE OF TESTING SERVICE CO., LTD.**  
 Building F, Dachuang industrial park, No.379, Zhongshan Dadao, Guangzhou, China  
 Tel: +86-20-85543113 (32 lines)    Fax: +86-20-38780406  
 Complaint line: +86-20-85533471    E-mail: cts@cts-lab.com.cn

See Reverse For Terms And Conditions of Service



Band Edges(CH High)  
 Detector mode:Peak

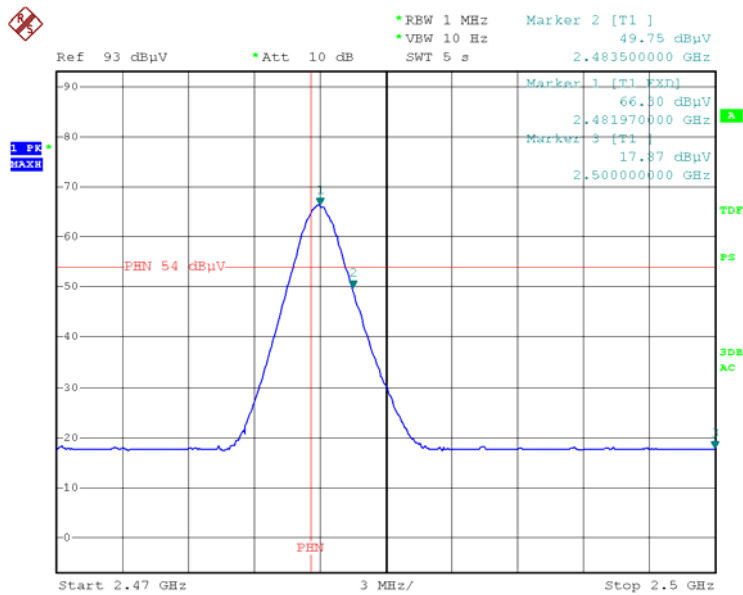
Polarity:Vertical



Date: 4.AUG.2011 15:58:32

Band Edges(CH High)  
 Detector mode:Average

Polarity:Vertical



Date: 4.AUG.2011 15:46:58

Copyright of this report is owned by Centre of Testing Service and may not be reproduced other than in full except with the written approval of the issuing Company.

**CENTRE OF TESTING SERVICE CO., LTD.**  
 Building F, Dachuang industrial park, No.379, Zhongshan Dadao, Guangzhou, China  
 Tel: +86-20-85543113 (32 lines) Fax: +86-20-38780406  
 Complaint line: +86-20-85533471 E-mail: cts@cts-lab.com.cn

See Reverse For Terms And Conditions of Service



## 10. 99% bandwidth

### 10.1 Test procedure

According to RSS-210 Annex 8 and RSS-Gen 4.6.1 The transmitter output is connected to the spectrum analyzer. The resolution bandwidth shall be set to as close to 1% of the selected span as is possible without being below 1%. The video bandwidth shall be set to 3 times the resolution bandwidth. Video averaging is not permitted. Where practical, a sampling detector shall be used given that a peak or peak hold may produce a wider bandwidth than actual. The sweep time is coupled.

### 10.2. Test Equipment

Band Edge Compliance test					
Item	Test Equipment	Manufacturer	Model No.	Serial No.	Last Cal.
1	EMI Test Receiver	ROHDE & SCHWARZ	ESCI	10868	2010/12
2	Log per Antenna	ROHDE & SCHWARZ	HL050	100186	2010/12
3	Signal analyzer	ROHDE & SCHWARZ	FSIQ26	100311	2010/12

### 10.3. Test Information

EUT	Game Talk Pro-2™ Wireless
Firm Name	Datel Design & Development, Inc
Operating Condition	DC 3.7V for TX
Test Condition	Ambient Temperature: 25°C Humidity: 56%
Test Date:	02 Aug~11 Aug 2011
Operator	<b>Peter</b>
MODEL NO	AS183

### 10.4. Test Results

**PASSED.**

Channel	Frequency (MHz)	Bandwidth (MHz)
Low	2402	1.401
Middle	2442	1.407
High	2482	1.392

Copyright of this report is owned by Centre of Testing Service and may not be reproduced other than in full except with the written approval of the issuing Company.

#### CENTRE OF TESTING SERVICE CO., LTD.

Building F, Dachuang industrial park, No.379, Zhongshan Dadao, Guangzhou, China

Tel: +86-20-85543113 (32 lines)

Fax: +86-20-38780406

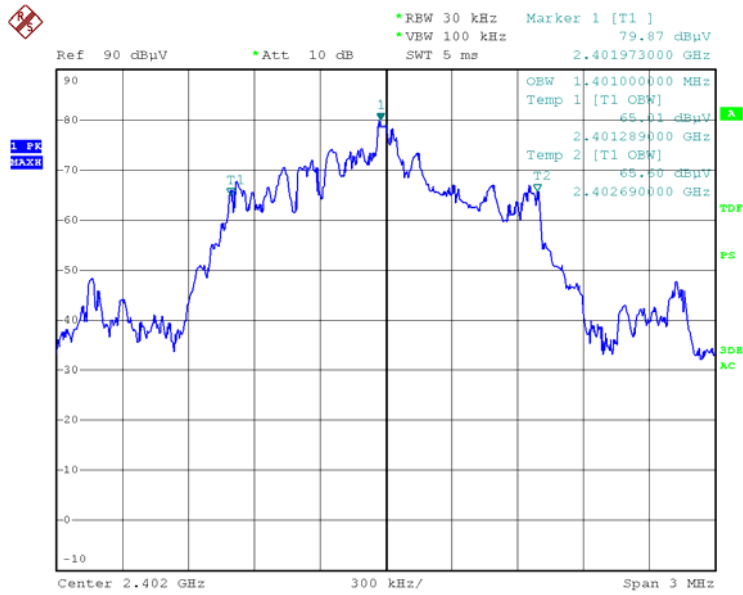
Complaint line: +86-20-85533471

E-mail: cts@cts-lab.com.cn

See Reverse For Terms And Conditions of Service

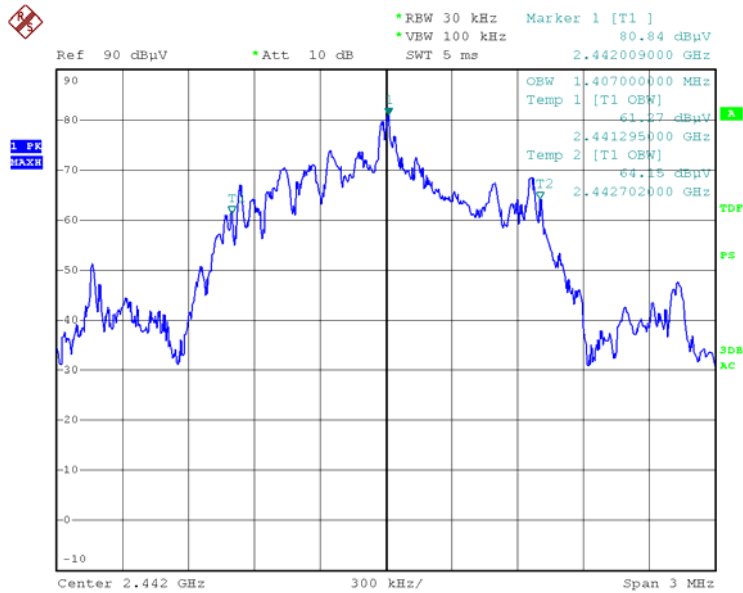


99% Bandwidth 2402 MHz



Date: 11.AUG.2011 15:13:22

99% Bandwidth 2442 MHz



Date: 11.AUG.2011 15:15:28

Copyright of this report is owned by Centre of Testing Service and may not be reproduced other than in full except with the written approval of the issuing Company.

**CENTRE OF TESTING SERVICE CO., LTD.**  
 Building F, Dachuang industrial park, No.379, Zhongshan Dadao, Guangzhou, China  
 Tel: +86-20-85543113 (32 lines) Fax: +86-20-38780406  
 Complaint line: +86-20-85533471 E-mail: cts@cts-lab.com.cn

See Reverse For Terms And Conditions of Service





99% Bandwidth 2482 MHz



Date: 11.AUG.2011 15:24:30

## 11.Deviation to test specifications

[ NONE ]

Copyright of this report is owned by Centre of Testing Service and may not be reproduced other than in full except with the written approval of the issuing Company.

### CENTRE OF TESTING SERVICE CO., LTD.

Building F, Dachuang industrial park, No.379, Zhongshan Dadao, Guangzhou, China

Tel: +86-20-85543113 (32 lines)

Fax: +86-20-38780406

Complaint line: +86-20-85533471

E-mail: cts@cts-lab.com.cn

See Reverse For Terms And Conditions of Service