

Figure 13
MSR Module, General Appearance (Back, Bottom & Side View)



Figure 14
USB Ethernet mPAD, General Appearance (Front, Top & Side View)




Figure 15
USB Ethernet mPAD, General Appearance (Back, Bottom & Side View)



Figure 16
7" Pad Docking, General Appearance (Front View)




Figure 17
7" Pad Docking, General Appearance (Back View)



Figure 18
7" Pad Docking, General Appearance (Top View)



Figure 19
7" Pad Docking, General Appearance (Bottom View)




Figure 20
AC Adapter, General Appearance (Front, Top & Side View)



Figure 21
AC Adapter, General Appearance (Back, Bottom & Side View)




Figure 22
30 Pin to USB Cable



Figure 23
30 Pin to HDMI Cable




Figure 24
30 Pin to DC Jack Cable

