

Quick Start Guide

For Android Tablet

TH80GAx

Federal Communication Commission Interference Statement

This equipment has been tested and found to comply with the limits for a Class B digital device, pursuant to Part 15 of the FCC Rules. These limits are designed to provide reasonable protection against harmful interference in a residential installation. This equipment generates, uses and can radiate radio frequency energy and, if not installed and used in accordance with the instructions, may cause harmful interference to radio communications. However, there is no guarantee that interference will not occur in a particular installation. If this equipment does cause harmful interference to radio or television reception, which can be determined by turning the equipment off and on, the user is encouraged to try to correct the interference by one of the following measures:

- Reorient or relocate the receiving antenna.
- Increase the separation between the equipment and receiver.
- Connect the equipment into an outlet on a circuit different from that to which the receiver is connected.
- Consult the dealer or an experienced radio/TV technician for help.

Caution:

Any changes or modifications not expressly approved by the party responsible for compliance could void the user's authority to operate this equipment.

This device complies with Part 15 of the FCC Rules. Operation is subject to the following two conditions:

- (1) This device may not cause harmful interference, and
- (2) This device must accept any interference received, including interference that may cause undesired operation

Attention :

Tous changements ou modifications n'ayant pas été expressément approuvés par l'organisme responsable de la conformité peuvent enlever tout droit à l'utilisateur de faire fonctionner ce matériel.

Cet appareil est conforme à la partie 15 des règles de la FCC. L'utilisation de cet appareil est soumise aux deux conditions suivantes :

- (1) Ce matériel ne doit pas engendrer d'interférences nuisibles, et
- (2) Ce matériel doit accepter toute interférence reçue, y compris les interférences qui pourraient avoir des effets non désirés sur son fonctionnement

RF Exposure Information (SAR)

This device meets the government's requirements for exposure to radio waves. This device is designed and manufactured not to exceed the emission limits for exposure to radio frequency (RF) energy set by the Federal Communications Commission of the U.S. Government.

The exposure standard employs a unit of measurement known as the Specific Absorption Rate, or SAR. The SAR limit set by the FCC is 1.6 W/kg. Tests for SAR are conducted using standard operating positions accepted by the FCC with the EUT transmitting at the specified power level in different channels.

The highest SAR value for the device as reported to the FCC is **0.866** W/kg when placed next to the body.



This symbol indicates this Tablet PC complies with the Directive 2004/108/EC, 1999/5/EC and the European Union's Low Voltage Directive 2006/95/EC.

BATTERY CAUTION

- ※ Risk of explosion if the battery is replaced with an incorrect type one.
- ※ Dispose of used batteries according to the instructions.
- ※ Only use batteries designed for this computer. The wrong battery type may explode, leak or damage the computer.
- ※ Do not remove any batteries from the computer while it is powered on.
- ※ Recharge the batteries using the Tablet PC system. Incorrect recharging may make the battery explode.
- ※ Do not try to repair a battery pack. Refer any battery pack repair or replacement to your service representative or qualified service personnel.

BATTERIE ATTENTION

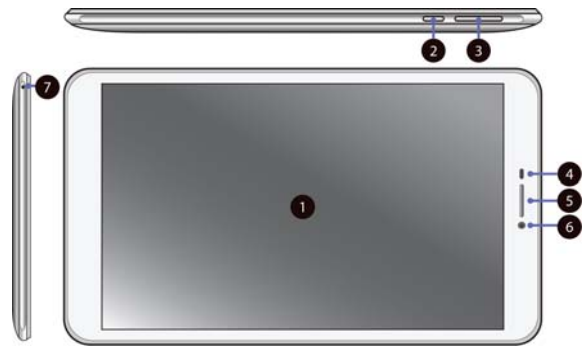
- 。 – Risque d'explosion si la batterie est remplacée par un type incorrect un.
- ※ Jetez les piles usagées conformément aux instructions.
- ※ Utilisez uniquement des batteries conçues pour cet ordinateur. Le mauvais type de batterie risque d'exploser, de fuite ou d'endommager l'ordinateur.
- ※ Ne retirez pas les piles de l'ordinateur pendant qu'il est sous tension.
- ※ recharger les batteries en utilisant le système Tablet PC. recharge incorrecte peut faire exploser la batterie.
- ※ Ne pas essayer de réparer une batterie. Reportez toute réparation de la batterie ou de remplacement à votre représentant du service ou du personnel qualifié.

Package contents


Carefully unpack your box and take out the items listed below. If any of the items are missing or damaged, please contact your dealer immediately:

- One tablet
- One USB charger
- One USB cable
- This guide

Tablet layout



No.	Name	No.	Name
1	Touchscreen	5	Earphone
2	Power button	6	Front facing camera
3	Volume up/down	7	Speaker
4	Light sensor		




No.	Name	No.	Name
1	Rear facing camera	4	Micro USB DC IN / Micro USB 2.0 port
2	Flash light	5	Microphone
3	Headphone jack	6	Speaker

Charging your tablet

If your tablet is just being unpacked from the box, you need to charge the tablet first. It will take around 4 to 5 hours to be fully charged.

1. Plug the USB head of the cable into the adapter.



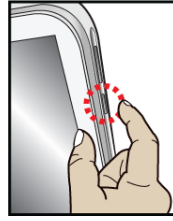
2. Plug the micro-USB head of the cable - *with the side marked with "B" or an icon facing up* - into the micro-USB port on your tablet.

3. Plug the adapter into a wall-socket.

Powering ON/OFF your tablet

To power on your tablet


Press and hold the power button down until the screen turn on.



To power off your tablet

To turn off your tablet, follow these steps:

1. Press and hold the power button.
2. The Power-off menu appears as shown below. Touch Power off.



3. Your tablet automatically shuts down.

Specifications

Processor	<ul style="list-style-type: none">● 64-bit Intel® Atom™ Processor● Quad-core, 1.2 GHz
Memory	<ul style="list-style-type: none">● Default 1 GB● Up to 2 GB
Storage	<ul style="list-style-type: none">● Default 8 GB● Up to 16 GB
Wireless	<ul style="list-style-type: none">● Wi-Fi 802.11 b/g/n● Bluetooth 4.0 LE● 2G and 3G● HSDPA+ 21Mhz /HSUPA 5.76 Mbps
Touchscreen	<ul style="list-style-type: none">● 8-inch IPS LCD● Resolution: 800x1280 pixels● 10-points multi-touch
Cameras	<ul style="list-style-type: none">● Front: 2M● Rear: 5M
Battery	<ul style="list-style-type: none">● Li-polymer● 3600 mAh● Model : JL-3490100PL

Input/Output	<ul style="list-style-type: none"> ● 1 x micro-USB 2.0 OTG port (Type B) ● 1 x Mic/head phone jack combo ● 1 x micro-SD card slot (32G max)
Speaker & Mic	<ul style="list-style-type: none"> ● Build-in Speaker x 1 ● Analog MIC
USB charger	<ul style="list-style-type: none"> ● DC Output: 5V/2A/10W ● Input Voltage: 100 - 240VAC ● Input Frequency: 47 - 63Hz ● Model : WB-10E05FU-FAAA <p>Asian Power Devices Inc WB-10E05Fy WB-10E05R (y=A,B,C,G,K,N,S,T or U)</p>
Operating system	<ul style="list-style-type: none"> ● Android 6.0
Dimension (mm)	<ul style="list-style-type: none"> ● 209 (W) x 125 (H) x 10.5 (D)
Weight	<ul style="list-style-type: none"> ● 500 g (w/o adapter)