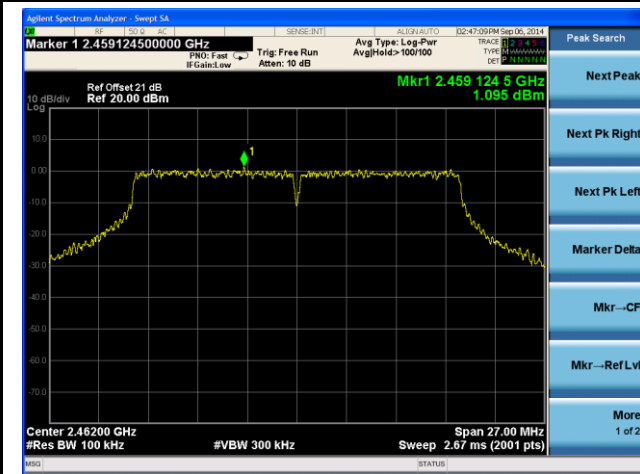
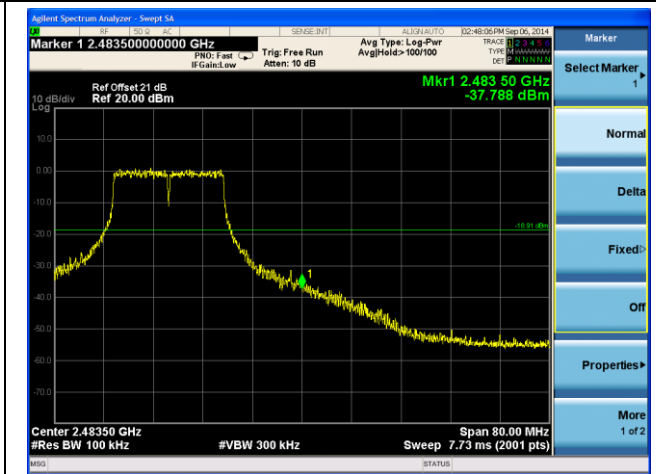


Channel 11 (2462MHz)

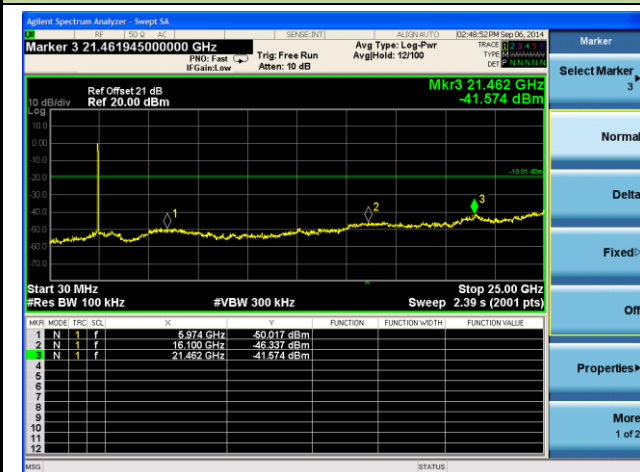
100kHz PSD reference Level



High Band Edge



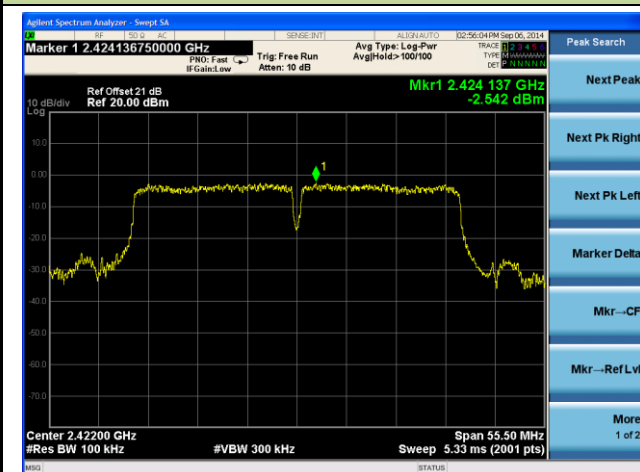
Spurious Emission 30MHz ~ 25GHz



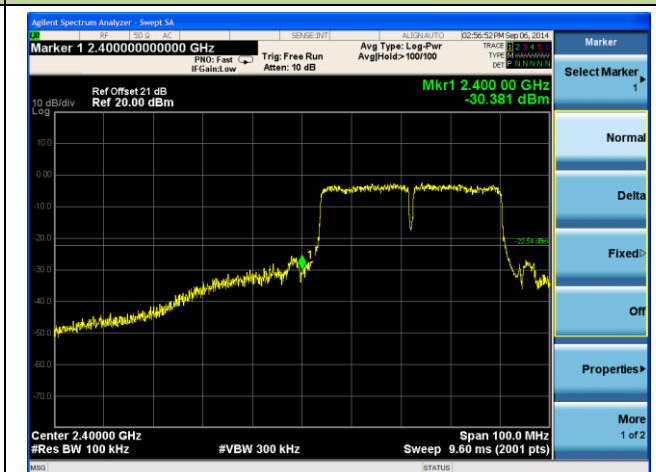
802.11n-HT40 Out-of-Band Emissions

Channel 03 (2422MHz)

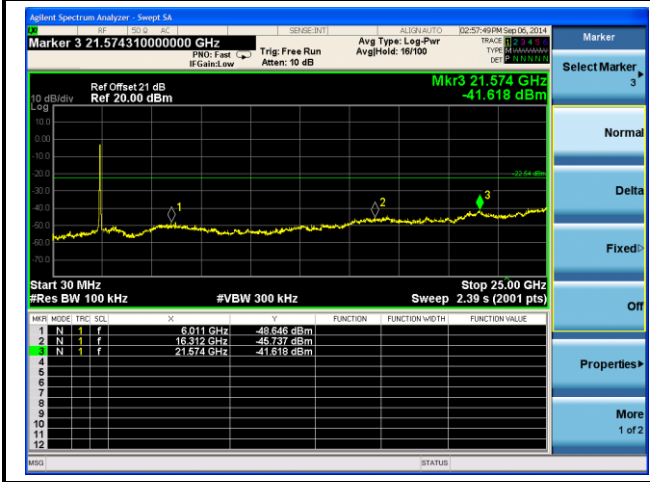
100kHz PSD reference Level



Low Band Edge

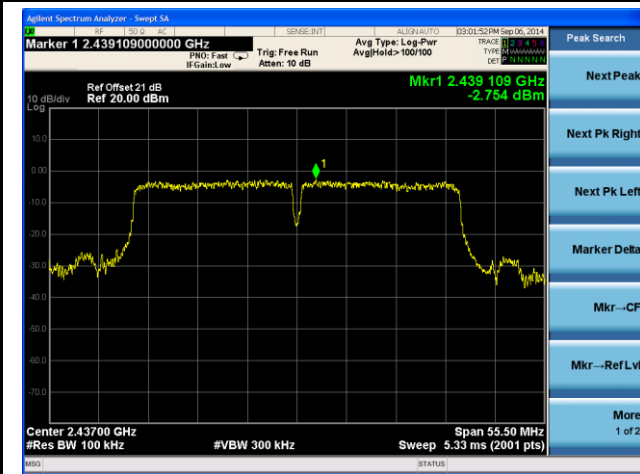


Spurious Emission 30MHz ~ 25GHz

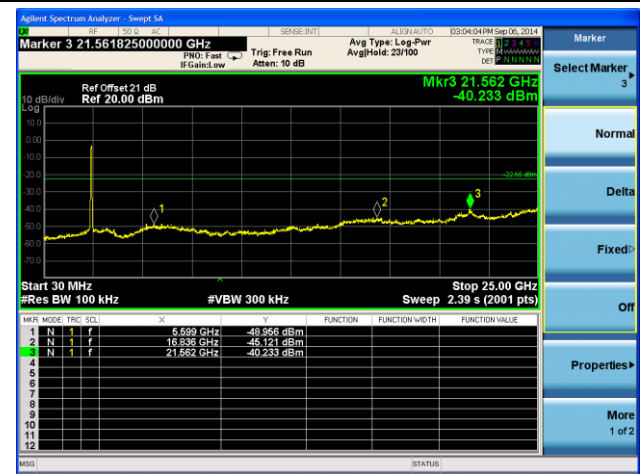


Channel 06 (2437MHz)

100kHz PSD reference Level

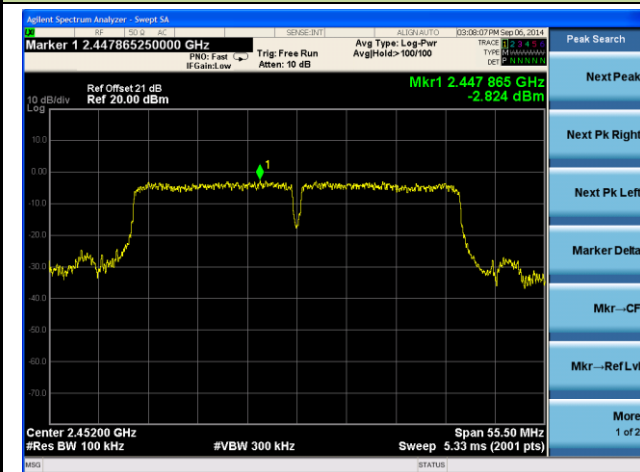


Spurious Emission 30MHz ~ 25GHz

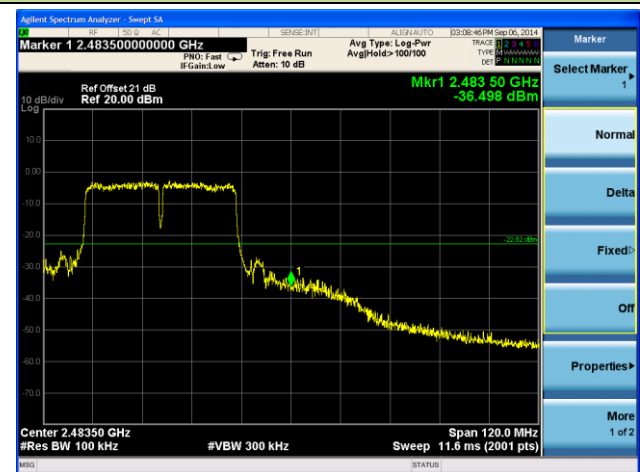


Channel 09 (2452MHz)

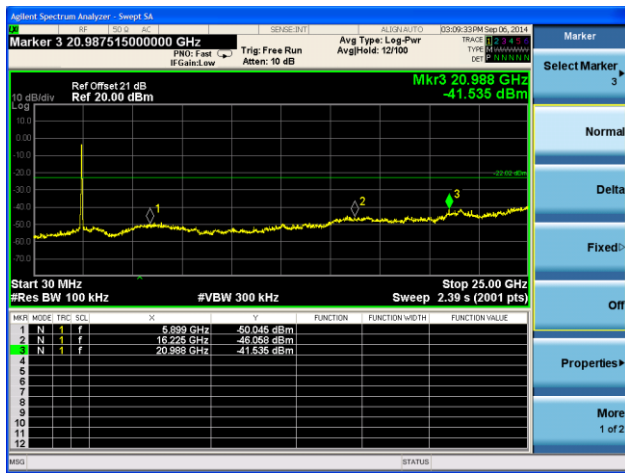
100kHz PSD reference Level



High Band Edge



Spurious Emission 30MHz ~ 25GHz



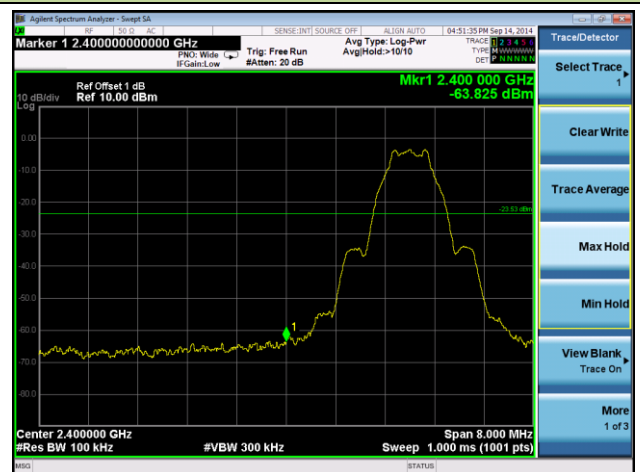
BLE Out-of-Band Emissions

Channel 00 (2402MHz)

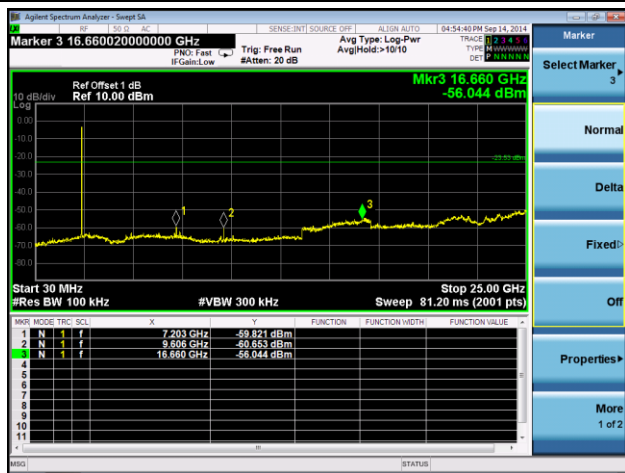
100kHz PSD reference Level



Low Band Edge



Spurious Emission 30MHz ~ 25GHz

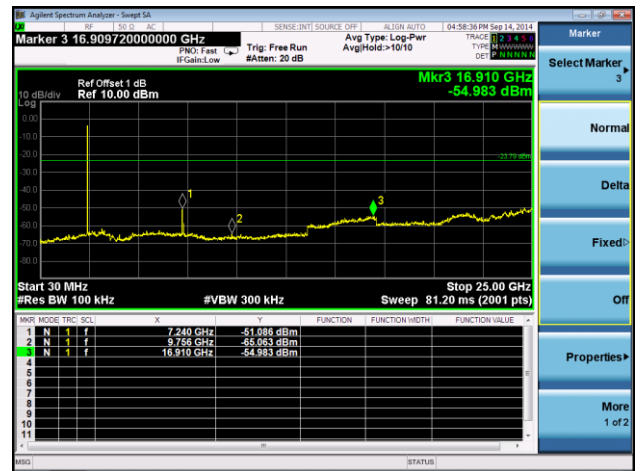


Channel 19 (2440MHz)

100kHz PSD reference Level



Spurious Emission 30MHz ~ 25GHz

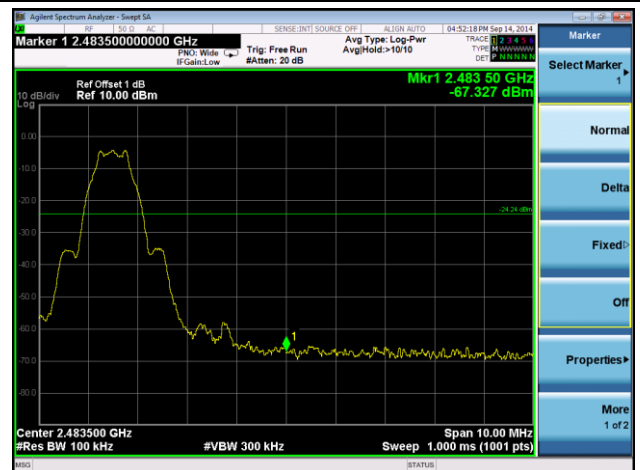


Channel 39 (2480MHz)

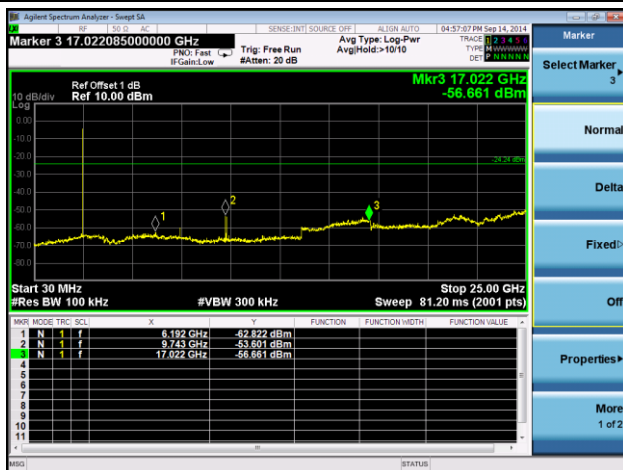
100kHz PSD reference Level



High Band Edge



Spurious Emission 30MHz ~ 25GHz



7.6. Radiated Spurious Emission Measurement

7.6.1. Test Limit

All out of band emissions appearing in a restricted band as specified in Section 15.205 of the Title 47 CFR must not exceed the limits shown in Table per Section 15.209.

FCC Part 15 Subpart C Paragraph 15.209		
Frequency [MHz]	Field Strength [V/m]	Measured Distance [Meters]
0.009 - 0.490	2400/F (kHz)	300
0.490 - 1.705	24000/F (kHz)	30
1.705 - 30	30	30
30 - 88	100	3
88 - 216	150	3
216 - 960	200	3
Above 960	500	3

7.6.2. Test Procedure Used

KDB 558074 D01v03r02 - Section 12.2.3 (quasi-peak measurements)

KDB 558074 D01v03r02 - Section 12.2.4 (peak power measurements)

KDB 558074 D01v03r02 - Section 12.2.5 (average power measurements)

7.6.3. Test Setting

Peak Field Strength Measurements per Section 12.2.4 of KDB 558074 D01v03r02

1. Analyzer center frequency was set to the frequency of the radiated spurious emission of interest
2. RBW = as specified in Table 1
3. VBW = 3MHz
4. Detector = peak
5. Sweep time = auto couple

6. Trace mode = max hold
7. Trace was allowed to stabilize

Table 1 - RBW as a function of frequency

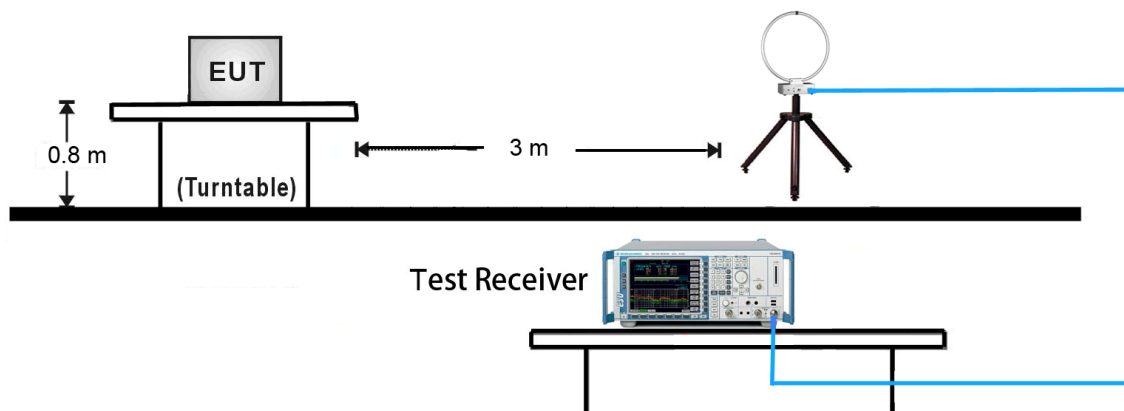
Frequency	RBW
9 ~ 150 kHz	200 ~ 300 Hz
0.15 ~ 30 MHz	9 ~ 10 kHz
30 ~ 1000 MHz	100 ~ 120 kHz
> 1000 MHz	1 MHz

Average Field Strength Measurements per Section 12.2.5.1 of KDB 558074 D01v03r02

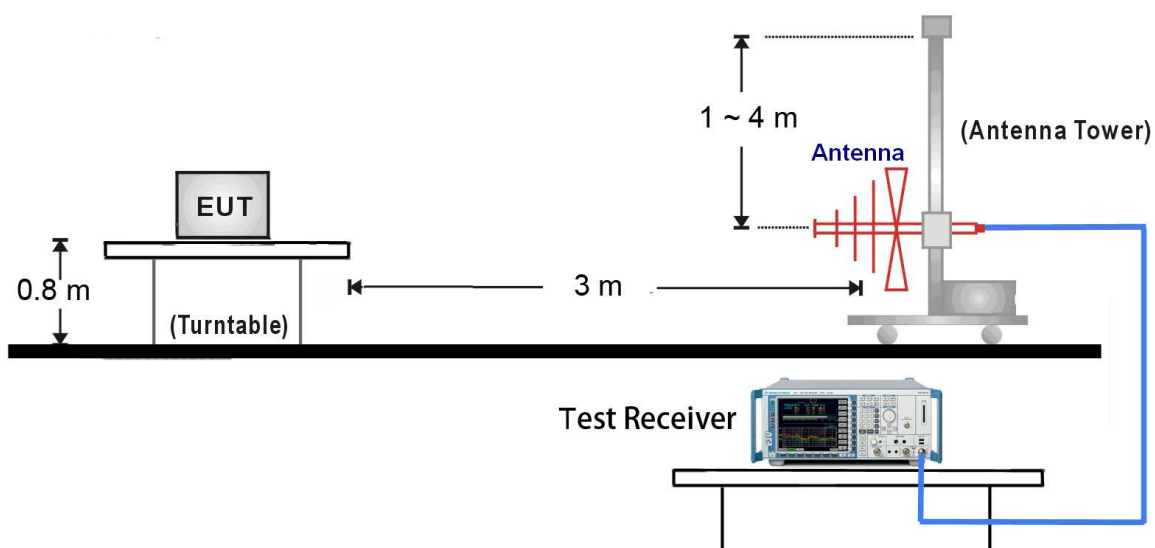
1. Analyzer center frequency was set to the frequency of the radiated spurious emission of interest
2. RBW = 1MHz
3. VBW \geq 1/T
4. De As an alternative, the instrument may be set to linear detector mode. Ensure that video filtering is applied in linear voltage domain (rather than in a log or dB domain). Some instruments require linear display mode in order to accomplish this. Others have a setting for Average-VBW Type, which can be set to "Voltage" regardless of the display mode
5. Detector = Peak
6. Sweep time = auto
7. Trace mode = max hold
8. Allow max hold to run for at least 50 times (1/duty cycle) traces

7.6.4. Test Setup

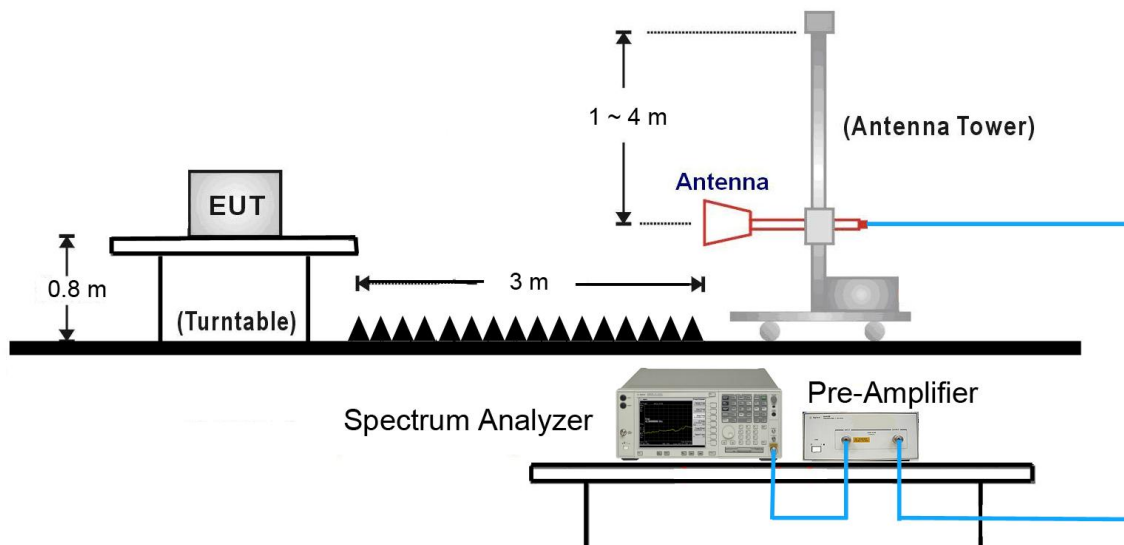
9kHz ~ 30MHz Test Setup:



30MHz ~ 1GHz Test Setup:



1GHz ~ 25GHz Test Setup:



7.6.5. Test Result

Test Mode:	802.11b	Test Site:	AC1
Test Channel:	01	Test Engineer:	Roy Cheng
Remark:	1. Average measurement was not performed if peak level lower than average limit. 2. Other frequency was 20dB below limit line within 1-18GHz, there is not show in the report.		

Mark	Frequency (MHz)	Reading Level (dB μ V)	Factor (dB)	Measure Level (dB μ V/m)	Limit (dB μ V/m)	Margin (dB)	Detector	Polarization
*	3108.0	38.0	3.5	41.5	87.8	-46.3	Peak	Horizontal
*	3526.4	37.2	4.0	41.2	87.8	-46.6	Peak	Horizontal
	4825.0	40.6	6.4	47.0	74.0	-27.0	Peak	Horizontal
	8344.0	36.1	14.4	50.5	74.0	-23.5	Peak	Horizontal
*	3057.0	37.9	3.5	41.4	87.8	-46.4	Peak	Vertical
*	3512.4	36.5	3.9	40.4	87.8	-47.4	Peak	Vertical
	4825.0	38.8	6.4	45.2	74.0	-28.8	Peak	Vertical
	8214.4	34.4	14.6	49.0	74.0	-25.0	Peak	Vertical

Note 1: "*" is not in restricted band, its limit is 20dBc of the fundamental emission level (107.8dB μ V/m).

Note 2: Measure Level (dB μ V/m) = Reading Level (dB μ V) + Factor (dB)

Factor (dB) = Cable Loss (dB) + Antenna Factor (dB/m) - Pre_Amplifier Gain (dB)

Test Mode:	802.11b	Test Site:	AC1
Test Channel:	06	Test Engineer:	Roy Cheng
Remark:	1. Average measurement was not performed if peak level lower than average limit. 2. Other frequency was 20dB below limit line within 1-18GHz, there is not show in the report.		

Mark	Frequency (MHz)	Reading Level (dB μ V)	Factor (dB)	Measure Level (dB μ V/m)	Limit (dB μ V/m)	Margin (dB)	Detector	Polarization
*	3142.4	37.9	3.6	41.5	87.5	-46.0	Peak	Horizontal
*	3341.3	36.7	3.1	39.8	87.5	-47.7	Peak	Horizontal
	4876.0	40.9	6.6	47.5	74.0	-26.5	Peak	Horizontal
	7315.5	36.7	14.0	50.7	74.0	-23.3	Peak	Horizontal
*	3102.4	37.0	3.5	40.5	87.5	-47.0	Peak	Vertical
*	3526.4	37.3	4.0	41.3	87.5	-46.2	Peak	Vertical
	4874.0	38.3	6.6	44.9	74.0	-29.1	Peak	Vertical
	7311.0	35.5	14.0	49.5	74.0	-24.5	Peak	Vertical

Note 1: "*" is not in restricted band, its limit is 20dBc of the fundamental emission level (107.5dB μ V/m).

Note 2: Measure Level (dB μ V/m) = Reading Level (dB μ V) + Factor (dB)

Factor (dB) = Cable Loss (dB) + Antenna Factor (dB/m) - Pre_Amplifier Gain (dB)

Test Mode:	802.11b	Test Site:	AC1
Test Channel:	11	Test Engineer:	Roy Cheng
Remark:	1. Average measurement was not performed if peak level lower than average limit. 2. Other frequency was 20dB below limit line within 1-18GHz, there is not show in the report.		

Mark	Frequency (MHz)	Reading Level (dBμV)	Factor (dB)	Measure Level (dBμV/m)	Limit (dBμV/m)	Margin (dB)	Detector	Polarization
*	3142.7	37.0	3.6	40.6	87.0	-46.4	Peak	Horizontal
*	3563.6	37.1	4.1	41.2	87.0	-45.8	Peak	Horizontal
	4924.0	38.3	6.7	45.0	74.0	-29.0	Peak	Horizontal
	7386.0	34.4	14.1	48.5	74.0	-25.5	Peak	Horizontal
*	3142.1	37.9	3.6	41.5	87.0	-45.5	Peak	Vertical
*	3512.7	37.3	3.9	41.2	87.0	-45.8	Peak	Vertical
	4924.0	37.6	6.7	44.3	74.0	-29.7	Peak	Vertical
	7311.0	35.4	14.0	49.4	74.0	-24.6	Peak	Vertical

Note 1: "*" is not in restricted band, its limit is 20dBc of the fundamental emission level (107.0dBμV/m).

Note 2: Measure Level (dBμV/m) = Reading Level (dBμV) + Factor (dB)

Factor (dB) = Cable Loss (dB) + Antenna Factor (dB/m) - Pre_Amplifier Gain (dB)

Test Mode:	802.11g	Test Site:	AC1
Test Channel:	01	Test Engineer:	Roy Cheng
Remark:	1. Average measurement was not performed if peak level lower than average limit. 2. Other frequency was 20dB below limit line within 1-18GHz, there is not show in the report.		

Mark	Frequency (MHz)	Reading Level (dB μ V)	Factor (dB)	Measure Level (dB μ V/m)	Limit (dB μ V/m)	Margin (dB)	Detector	Polarization
*	3052.7	37.0	3.4	40.4	87.5	-47.1	Peak	Horizontal
*	3572.7	37.1	4.0	41.1	87.5	-46.4	Peak	Horizontal
	4824.0	38.3	6.4	44.7	74.0	-29.3	Peak	Horizontal
	7263.7	36.5	13.9	50.4	74.0	-23.6	Peak	Horizontal
*	3142.7	36.2	3.6	39.8	87.5	-47.7	Peak	Vertical
*	4415.4	36.7	5.5	42.2	87.5	-45.3	Peak	Vertical
	4824.0	37.3	6.4	43.7	74.0	-30.3	Peak	Vertical
	7253.7	35.8	13.9	49.7	74.0	-24.3	Peak	Vertical

Note 1: "*" is not in restricted band, its limit is 20dBc of the fundamental emission level (107.5dB μ V/m).

Note 2: Measure Level (dB μ V/m) = Reading Level (dB μ V) + Factor (dB)

Factor (dB) = Cable Loss (dB) + Antenna Factor (dB/m) - Pre_Amplifier Gain (dB)

Test Mode:	802.11g	Test Site:	AC1
Test Channel:	06	Test Engineer:	Roy Cheng
Remark:	1. Average measurement was not performed if peak level lower than average limit. 2. Other frequency was 20dB below limit line within 1-18GHz, there is not show in the report.		

Mark	Frequency (MHz)	Reading Level (dBμV)	Factor (dB)	Measure Level (dBμV/m)	Limit (dBμV/m)	Margin (dB)	Detector	Polarization
*	3142.3	37.5	3.6	41.1	87.0	-45.9	Peak	Horizontal
*	3563.7	36.8	4.1	40.9	87.0	-46.1	Peak	Horizontal
	4874.0	38.3	6.6	44.9	74.0	-29.1	Peak	Horizontal
	7311.0	35.0	14.0	49.0	74.0	-25.0	Peak	Horizontal
*	3142.0	37.3	3.6	40.9	87.0	-46.1	Peak	Vertical
*	4413.7	37.3	5.5	42.8	87.0	-44.2	Peak	Vertical
	4927.0	38.8	6.7	45.5	74.0	-28.5	Peak	Vertical
	7311.0	35.1	14.0	49.1	74.0	-24.9	Peak	Vertical

Note 1: "*" is not in restricted band, its limit is 20dBc of the fundamental emission level (107.0dBμV/m).

Note 2: Measure Level (dBμV/m) = Reading Level (dBμV) + Factor (dB)

Factor (dB) = Cable Loss (dB) + Antenna Factor (dB/m) - Pre_Amplifier Gain (dB)

Test Mode:	802.11g	Test Site:	AC1
Test Channel:	11	Test Engineer:	Roy Cheng
Remark:	1. Average measurement was not performed if peak level lower than average limit. 2. Other frequency was 20dB below limit line within 1-18GHz, there is not show in the report.		

Mark	Frequency (MHz)	Reading Level (dBμV)	Factor (dB)	Measure Level (dBμV/m)	Limit (dBμV/m)	Margin (dB)	Detector	Polarization
*	3145.4	37.1	3.6	40.7	86.2	-45.5	Peak	Horizontal
*	3516.4	37.5	3.9	41.4	86.2	-44.8	Peak	Horizontal
	4924.0	37.7	6.7	44.4	74.0	-29.6	Peak	Horizontal
	7386.0	34.7	14.1	48.8	74.0	-25.2	Peak	Horizontal
*	3083.7	36.6	3.5	40.1	86.2	-46.1	Peak	Vertical
*	3576.4	36.6	4.0	40.6	86.2	-45.6	Peak	Vertical
	4924.0	37.4	6.7	44.1	74.0	-29.9	Peak	Vertical
	7386.0	34.7	14.1	48.8	74.0	-25.2	Peak	Vertical

Note 1: "*" is not in restricted band, its limit is 20dBc of the fundamental emission level (106.2dBμV/m).

Note 2: Measure Level (dBμV/m) = Reading Level (dBμV) + Factor (dB)

Factor (dB) = Cable Loss (dB) + Antenna Factor (dB/m) - Pre_Amplifier Gain (dB)

Test Mode:	802.11n-HT20	Test Site:	AC1
Test Channel:	01	Test Engineer:	Roy Cheng
Remark:	1. Average measurement was not performed if peak level lower than average limit. 2. Other frequency was 20dB below limit line within 1-18GHz, there is not show in the report.		

Mark	Frequency (MHz)	Reading Level (dB μ V)	Factor (dB)	Measure Level (dB μ V/m)	Limit (dB μ V/m)	Margin (dB)	Detector	Polarization
*	3051.4	36.7	3.4	40.1	86.8	-46.7	Peak	Horizontal
*	3583.7	36.5	4.0	40.5	86.8	-46.3	Peak	Horizontal
	4824.0	37.5	6.4	43.9	74.0	-30.1	Peak	Horizontal
	7263.4	35.4	13.9	49.3	74.0	-24.7	Peak	Horizontal
*	3042.6	37.2	3.4	40.6	86.8	-46.2	Peak	Vertical
*	3512.7	36.7	3.9	40.6	86.8	-46.2	Peak	Vertical
	4824.0	38.1	6.4	44.5	74.0	-29.5	Peak	Vertical
	7256.5	36.0	13.9	49.9	74.0	-24.1	Peak	Vertical

Note 1: "*" is not in restricted band, its limit is 20dBc of the fundamental emission level (106.8dB μ V/m).

Note 2: Measure Level (dB μ V/m) = Reading Level (dB μ V) + Factor (dB)

Factor (dB) = Cable Loss (dB) + Antenna Factor (dB/m) - Pre_Amplifier Gain (dB)

Test Mode:	802.11n-HT20	Test Site:	AC1
Test Channel:	06	Test Engineer:	Roy Cheng
Remark:	1. Average measurement was not performed if peak level lower than average limit. 2. Other frequency was 20dB below limit line within 1-18GHz, there is not show in the report.		

Mark	Frequency (MHz)	Reading Level (dB μ V)	Factor (dB)	Measure Level (dB μ V/m)	Limit (dB μ V/m)	Margin (dB)	Detector	Polarization
*	3025.7	36.8	3.4	40.2	84.7	-44.5	Peak	Horizontal
*	3502.4	36.9	3.9	40.8	84.7	-43.9	Peak	Horizontal
	4874.0	36.9	6.6	43.5	74.0	-30.5	Peak	Horizontal
	7311.0	35.0	14.0	49.0	74.0	-25.0	Peak	Horizontal
*	3042.6	36.9	3.4	40.3	84.7	-44.4	Peak	Vertical
*	3563.5	36.6	4.1	40.7	84.7	-44.0	Peak	Vertical
	4874.0	37.3	6.6	43.9	74.0	-30.1	Peak	Vertical
	7311.0	35.2	14.0	49.2	74.0	-24.8	Peak	Vertical

Note 1: "*" is not in restricted band, its limit is 20dBc of the fundamental emission level (104.7dB μ V/m).

Note 2: Measure Level (dB μ V/m) = Reading Level (dB μ V) + Factor (dB)

Factor (dB) = Cable Loss (dB) + Antenna Factor (dB/m) - Pre_Amplifier Gain (dB)

Test Mode:	802.11n-HT20	Test Site:	AC1
Test Channel:	11	Test Engineer:	Roy Cheng
Remark:	1. Average measurement was not performed if peak level lower than average limit. 2. Other frequency was 20dB below limit line within 1-18GHz, there is not show in the report.		

Mark	Frequency (MHz)	Reading Level (dB μ V)	Factor (dB)	Measure Level (dB μ V/m)	Limit (dB μ V/m)	Margin (dB)	Detector	Polarization
*	3017.7	36.9	3.4	40.3	83.4	-43.1	Peak	Horizontal
*	3502.7	36.6	3.9	40.5	83.4	-42.9	Peak	Horizontal
	4924.0	37.2	6.7	43.9	74.0	-30.1	Peak	Horizontal
	7311.0	35.0	14.0	49.0	74.0	-25.0	Peak	Horizontal
*	3083.7	36.6	3.5	40.1	83.4	-43.3	Peak	Vertical
*	3102.6	36.8	3.5	40.3	83.4	-43.1	Peak	Vertical
	4924.0	37.6	6.7	44.3	74.0	-29.7	Peak	Vertical
	7311.0	34.6	14.0	48.6	74.0	-25.4	Peak	Vertical

Note 1: "*" is not in restricted band, its limit is 20dBc of the fundamental emission level (103.4dB μ V/m).

Note 2: Measure Level (dB μ V/m) = Reading Level (dB μ V) + Factor (dB)

Factor (dB) = Cable Loss (dB) + Antenna Factor (dB/m) - Pre_Amplifier Gain (dB)

Test Mode:	802.11n-HT40	Test Site:	AC1
Test Channel:	03	Test Engineer:	Roy Cheng
Remark:	1. Average measurement was not performed if peak level lower than average limit. 2. Other frequency was 20dB below limit line within 1-18GHz, there is not show in the report.		

Mark	Frequency (MHz)	Reading Level (dBμV)	Factor (dB)	Measure Level (dBμV/m)	Limit (dBμV/m)	Margin (dB)	Detector	Polarization
*	3152.1	37.0	3.6	40.6	77.8	-37.2	Peak	Horizontal
*	3512.5	37.2	3.9	41.1	77.8	-36.7	Peak	Horizontal
	4844.0	37.1	6.5	43.6	74.0	-30.4	Peak	Horizontal
	7266.0	35.5	13.9	49.4	74.0	-24.6	Peak	Horizontal
*	3025.7	36.9	3.4	40.3	77.8	-37.5	Peak	Vertical
*	3524.6	36.9	4.0	40.9	77.8	-36.9	Peak	Vertical
	4844.0	37.3	6.5	43.8	74.0	-30.2	Peak	Vertical
	7266.0	35.4	13.9	49.3	74.0	-24.7	Peak	Vertical

Note 1: "*" is not in restricted band, its limit is 20dBc of the fundamental emission level (97.8dBμV/m).

Note 2: Measure Level (dBμV/m) = Reading Level (dBμV) + Factor (dB)

Factor (dB) = Cable Loss (dB) + Antenna Factor (dB/m) - Pre_Amplifier Gain (dB)

Test Mode:	802.11n-HT40	Test Site:	AC1
Test Channel:	06	Test Engineer:	Roy Cheng
Remark:	1. Average measurement was not performed if peak level lower than average limit. 2. Other frequency was 20dB below limit line within 1-18GHz, there is not show in the report.		

Mark	Frequency (MHz)	Reading Level (dB μ V)	Factor (dB)	Measure Level (dB μ V/m)	Limit (dB μ V/m)	Margin (dB)	Detector	Polarization
*	3102.5	35.8	3.5	39.3	79.6	-40.3	Peak	Horizontal
*	4420.4	35.2	5.5	40.7	79.6	-38.9	Peak	Horizontal
	4874.0	35.6	6.6	42.2	74.0	-31.8	Peak	Horizontal
	7311.0	34.6	14.0	48.6	74.0	-25.4	Peak	Horizontal
*	3183.6	36.1	3.6	39.7	79.6	-39.9	Peak	Vertical
*	4402.4	34.8	5.5	40.3	79.6	-39.3	Peak	Vertical
	4874.0	36.3	6.6	42.9	74.0	-31.1	Peak	Vertical
	7311.0	34.7	14.0	48.7	74.0	-25.3	Peak	Vertical

Note 1: "*" is not in restricted band, its limit is 20dBc of the fundamental emission level (99.6dB μ V/m).

Note 2: Measure Level (dB μ V/m) = Reading Level (dB μ V) + Factor (dB)

Factor (dB) = Cable Loss (dB) + Antenna Factor (dB/m) - Pre_Amplifier Gain (dB)

Test Mode:	802.11n-HT40	Test Site:	AC1
Test Channel:	09	Test Engineer:	Roy Cheng
Remark:	1. Average measurement was not performed if peak level lower than average limit. 2. Other frequency was 20dB below limit line within 1-18GHz, there is not show in the report.		

Mark	Frequency (MHz)	Reading Level (dB μ V)	Factor (dB)	Measure Level (dB μ V/m)	Limit (dB μ V/m)	Margin (dB)	Detector	Polarization
*	3305.5	35.2	3.2	38.4	81.3	-42.9	Peak	Horizontal
*	4403.7	35.0	5.5	40.5	81.3	-40.8	Peak	Horizontal
	4904.0	35.7	6.7	42.4	74.0	-31.6	Peak	Horizontal
	7356.0	34.6	14.0	48.6	74.0	-25.4	Peak	Horizontal
*	3125.6	36.1	3.6	39.7	81.3	-41.6	Peak	Vertical
*	4402.7	35.1	5.5	40.6	81.3	-40.7	Peak	Vertical
	4904.0	35.7	6.7	42.4	74.0	-31.6	Peak	Vertical
	7356.0	34.8	14.0	48.8	74.0	-25.2	Peak	Vertical

Note 1: "*" is not in restricted band, its limit is 20dBc of the fundamental emission level (101.3dB μ V/m).

Note 2: Measure Level (dB μ V/m) = Reading Level (dB μ V) + Factor (dB)

Factor (dB) = Cable Loss (dB) + Antenna Factor (dB/m) - Pre_Amplifier Gain (dB)

Test Mode:	BLE	Test Site:	AC1
Test Channel:	00	Test Engineer:	Roy Cheng
Remark:	1. Average measurement was not performed if peak level lower than average limit. 2. Other frequency was 20dB below limit line within 1-18GHz, there is not show in the report.		

Mark	Frequency (MHz)	Reading Level (dB μ V)	Factor (dB)	Measure Level (dB μ V/m)	Limit (dB μ V/m)	Margin (dB)	Detector	Polarization
*	3126.4	37.1	3.6	40.7	75.1	-34.4	Peak	Horizontal
*	3563.3	36.6	4.1	40.7	75.1	-34.4	Peak	Horizontal
	4804.0	37.8	6.4	44.2	74.0	-29.8	Peak	Horizontal
	7265.7	35.2	13.9	49.1	74.0	-24.9	Peak	Horizontal
*	3026.7	36.7	3.4	40.1	75.1	-35.0	Peak	Vertical
*	3583.6	36.0	4.0	40.0	75.1	-35.1	Peak	Vertical
	4804.0	36.8	6.4	43.2	74.0	-30.8	Peak	Vertical
	7263.7	35.7	13.9	49.6	74.0	-24.4	Peak	Vertical

Note 1: "*" is not in restricted band, its limit is 20dBc of the fundamental emission level (95.1dB μ V/m).

Note 2: Measure Level (dB μ V/m) = Reading Level (dB μ V) + Factor (dB)

Factor (dB) = Cable Loss (dB) + Antenna Factor (dB/m) - Pre_Amplifier Gain (dB)

Test Mode:	BLE	Test Site:	AC1
Test Channel:	19	Test Engineer:	Roy Cheng
Remark:	1. Average measurement was not performed if peak level lower than average limit. 2. Other frequency was 20dB below limit line within 1-18GHz, there is not show in the report.		

Mark	Frequency (MHz)	Reading Level (dB μ V)	Factor (dB)	Measure Level (dB μ V/m)	Limit (dB μ V/m)	Margin (dB)	Detector	Polarization
*	3105.6	36.8	3.5	40.3	77.6	-37.3	Peak	Horizontal
*	3572.7	36.4	4.0	40.4	77.6	-37.2	Peak	Horizontal
	4880.0	37.3	6.6	43.9	74.0	-30.1	Peak	Horizontal
	7320.0	35.1	14.0	49.1	74.0	-24.9	Peak	Horizontal
*	3142.4	37.4	3.6	41.0	77.6	-36.6	Peak	Vertical
*	3571.3	36.4	4.0	40.4	77.6	-37.2	Peak	Vertical
	4880.0	36.5	6.6	43.1	74.0	-30.9	Peak	Vertical
	7320.0	34.8	14.0	48.8	74.0	-25.2	Peak	Vertical

Note 1: "*" is not in restricted band, its limit is 20dBc of the fundamental emission level (97.6dB μ V/m).

Note 2: Measure Level (dB μ V/m) = Reading Level (dB μ V) + Factor (dB)

Factor (dB) = Cable Loss (dB) + Antenna Factor (dB/m) - Pre_Amplifier Gain (dB)

Test Mode:	BLE	Test Site:	AC1
Test Channel:	39	Test Engineer:	Roy Cheng
Remark:	1. Average measurement was not performed if peak level lower than average limit. 2. Other frequency was 20dB below limit line within 1-18GHz, there is not show in the report.		

Mark	Frequency (MHz)	Reading Level (dB μ V)	Factor (dB)	Measure Level (dB μ V/m)	Limit (dB μ V/m)	Margin (dB)	Detector	Polarization
*	3145.4	37.4	3.6	41.0	79.4	-38.4	Peak	Horizontal
*	3583.6	36.4	4.0	40.4	79.4	-39.0	Peak	Horizontal
	4960.0	37.0	6.8	43.8	74.0	-30.2	Peak	Horizontal
	7440.0	34.1	14.2	48.3	74.0	-25.7	Peak	Horizontal
*	3025.4	36.4	3.4	39.8	79.4	-39.6	Peak	Vertical
*	3563.6	36.5	4.1	40.6	79.4	-38.8	Peak	Vertical
	4960.0	36.7	6.8	43.5	74.0	-30.5	Peak	Vertical
	7440.0	34.4	14.2	48.6	74.0	-25.4	Peak	Vertical

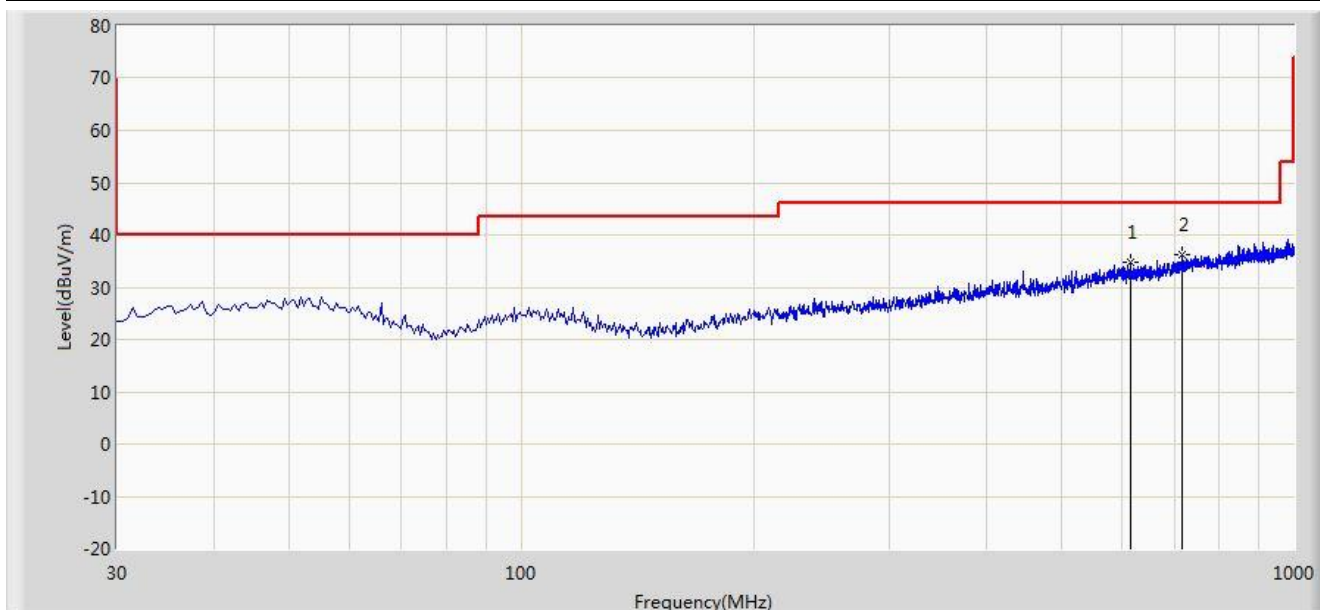
Note 1: "*" is not in restricted band, its limit is 20dBc of the fundamental emission level (99.4dB μ V/m).

Note 2: Measure Level (dB μ V/m) = Reading Level (dB μ V) + Factor (dB)

Factor (dB) = Cable Loss (dB) + Antenna Factor (dB/m) - Pre_Amplifier Gain (dB)

The worst case of Radiated Emission below 1GHz:

Engineer: Milo Li	
Site: AC1	Time: 2014/09/10 - 10:24
Limit: FCC_Part15.209_RE(3m)	Margin: 0
Probe: VULB9162_0.03-8GHz	Polarity: Horizontal
EUT: Tablet PC	Power: AC 120V/60Hz
Worst Case Mode: 802.11g at channel 2412MHz	

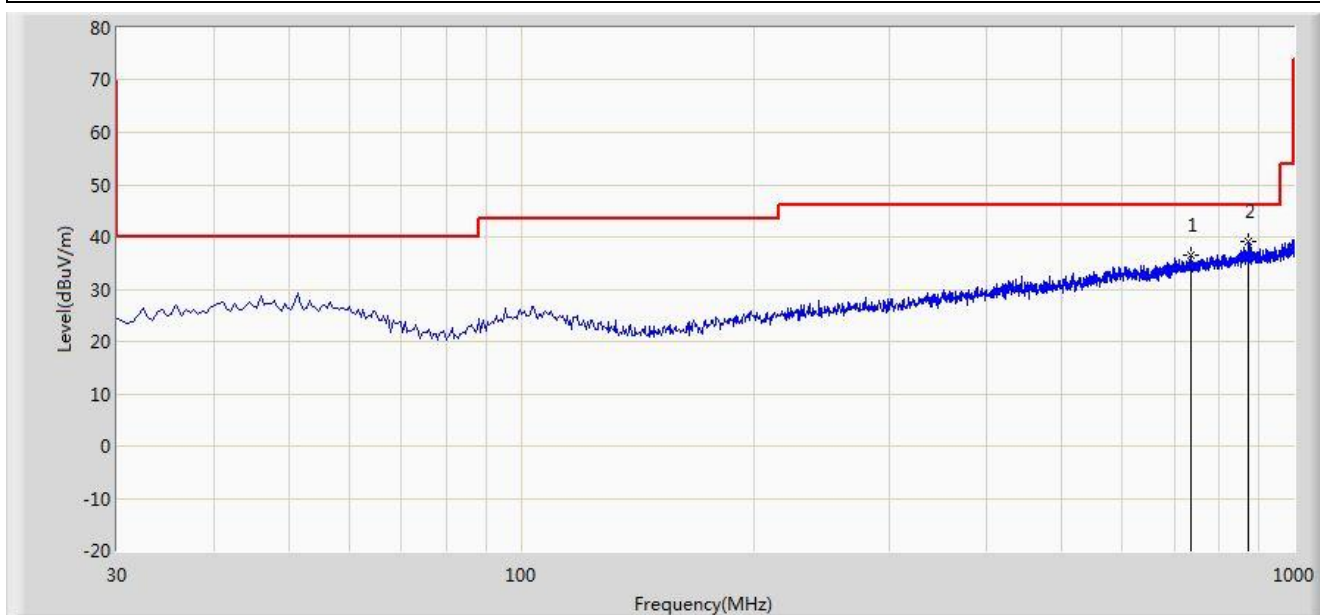


No	Flag	Mark	Frequency (MHz)	Measure Level (dBuV/m)	Reading Level (dBuV)	Over Limit (dB)	Limit (dBuV/m)	Factor (dB)	Type
1			614.425	34.886	15.278	-11.114	46.000	19.608	QP
2		*	716.760	36.140	15.016	-9.860	46.000	21.124	QP

Note: Measure Level (dB μ V/m) = Reading Level (dB μ V) + Factor (dB)

Factor (dB) = Cable Loss (dB) + Antenna Factor (dB/m)

Engineer: Milo Li	
Site: AC1	Time: 2014/09/10 - 10:33
Limit: FCC_Part15.209_RE(3m)	Margin: 0
Probe: VULB9162_0.03-8GHz	Polarity: Vertical
EUT: Tablet PC	Power: AC 120V/60Hz
Worst Case Mode: 802.11g at channel 2412MHz	

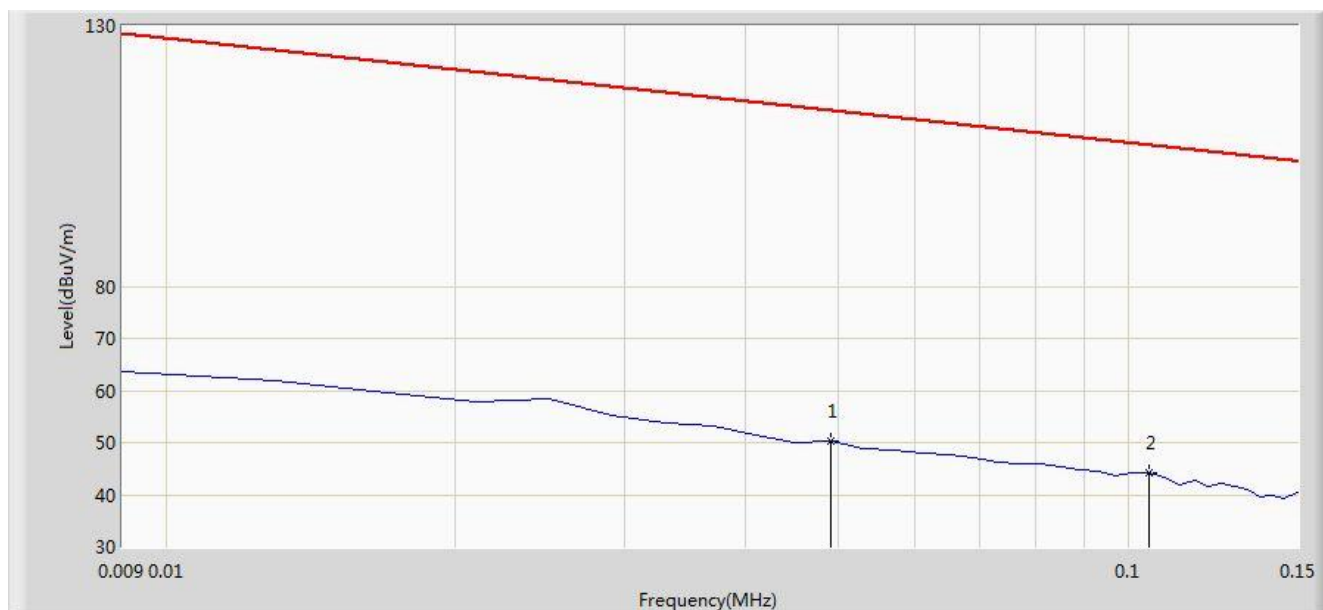


No	Flag	Mark	Frequency (MHz)	Measure Level (dBuV/m)	Reading Level (dBuV)	Over Limit (dB)	Limit (dBuV/m)	Factor (dB)	Type
1			736.645	36.429	15.053	-9.571	46.000	21.376	QP
2		*	872.930	39.096	15.983	-6.904	46.000	23.113	QP

Note: Measure Level (dB μ V/m) = Reading Level (dB μ V) + Factor (dB)

Factor (dB) = Cable Loss (dB) + Antenna Factor (dB/m)

Engineer: Roy Cheng	
Site: AC1	Time: 2014/09/03 - 16:39
Limit: FCC_Part15.209_RE(3m)	Margin: 0
Probe: FMZB1519_0.009-30MHz	Polarity: Face On
EUT: Tablet PC	Power: AC 120V/60Hz
Note: There is the ambient noise within frequency range 9kHz~30MHz.	

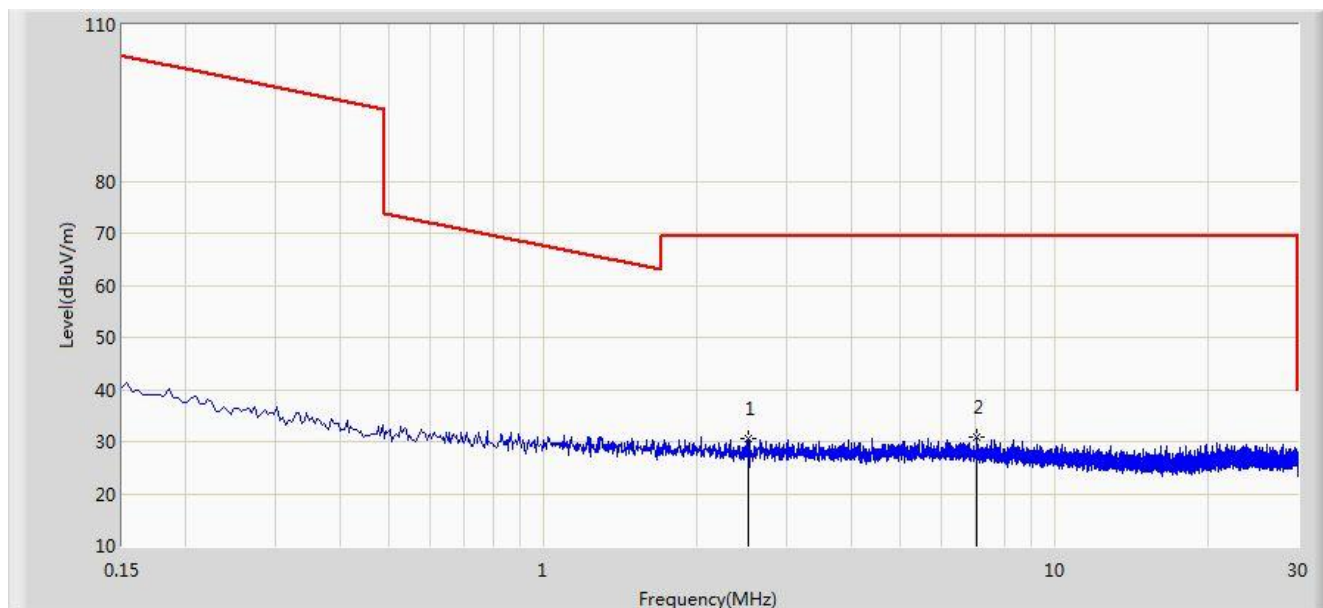


No	Flag	Mark	Frequency (MHz)	Measure Level (dBuV/m)	Reading Level (dBuV)	Over Limit (dB)	Limit (dBuV/m)	Factor (dB)	Type
1			0.049	50.367	29.861	-63.422	113.789	20.505	QP
2		*	0.105	44.143	23.996	-63.029	107.173	20.147	QP

Note: Measure Level (dB μ V/m) = Reading Level (dB μ V) + Factor (dB)

Factor (dB) = Cable Loss (dB) + Antenna Factor (dB/m)

Engineer: Roy Cheng	
Site: AC1	Time: 2014/09/03 - 16:41
Limit: FCC_Part15.209_RE(3m)	Margin: 0
Probe: FMZB1519_0.009-30MHz	Polarity: Face On
EUT: Tablet PC	Power: AC 120V/60Hz
Note: There is the ambient noise within frequency range 9kHz~30MHz.	

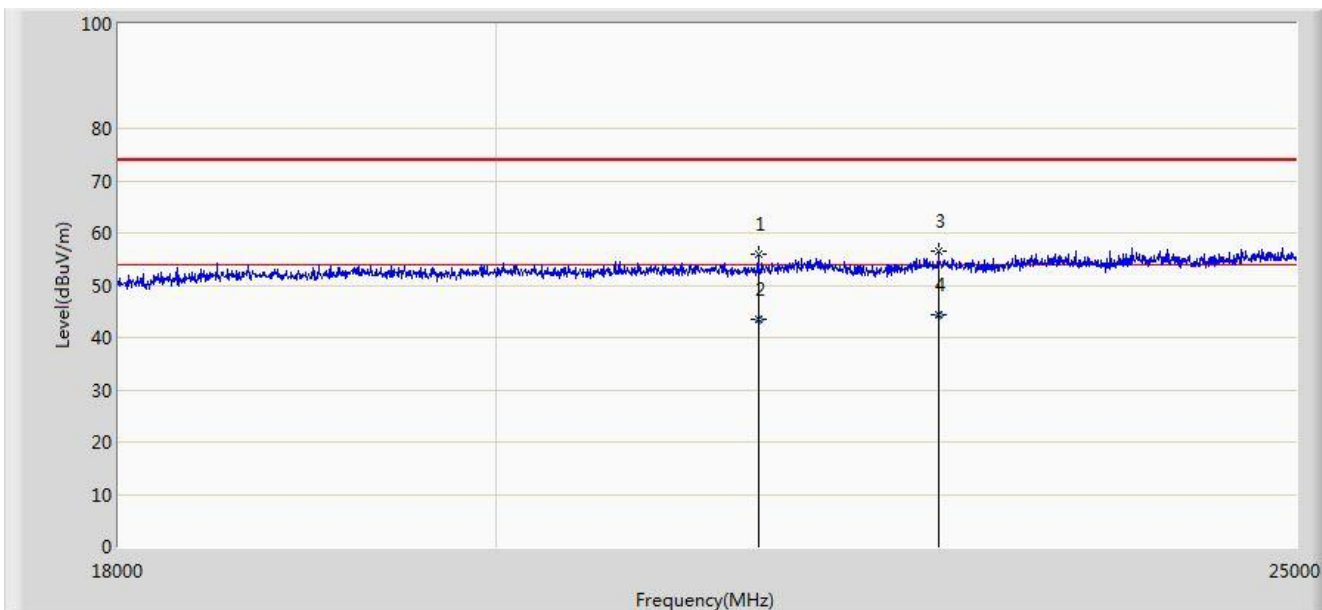


No	Flag	Mark	Frequency (MHz)	Measure Level (dBuV/m)	Reading Level (dBuV)	Over Limit (dB)	Limit (dBuV/m)	Factor (dB)	Type
1			2.513	30.495	10.336	-39.005	69.500	20.159	QP
2		*	7.041	30.974	10.579	-38.526	69.500	20.395	QP

Note: Measure Level (dB μ V/m) = Reading Level (dB μ V) + Factor (dB)

Factor (dB) = Cable Loss (dB) + Antenna Factor (dB/m)

Engineer: Roy Cheng	
Site: AC1	Time: 2014/09/03 - 17:39
Limit: FCC_Part15.209_RE(3m)	Margin: 0
Probe: BBHA9170_18-40GHz	Polarity: Horizontal
EUT: Tablet PC	Power: AC 120V/60Hz
Note: There is the ambient noise within frequency range 18 ~ 25GHz.	

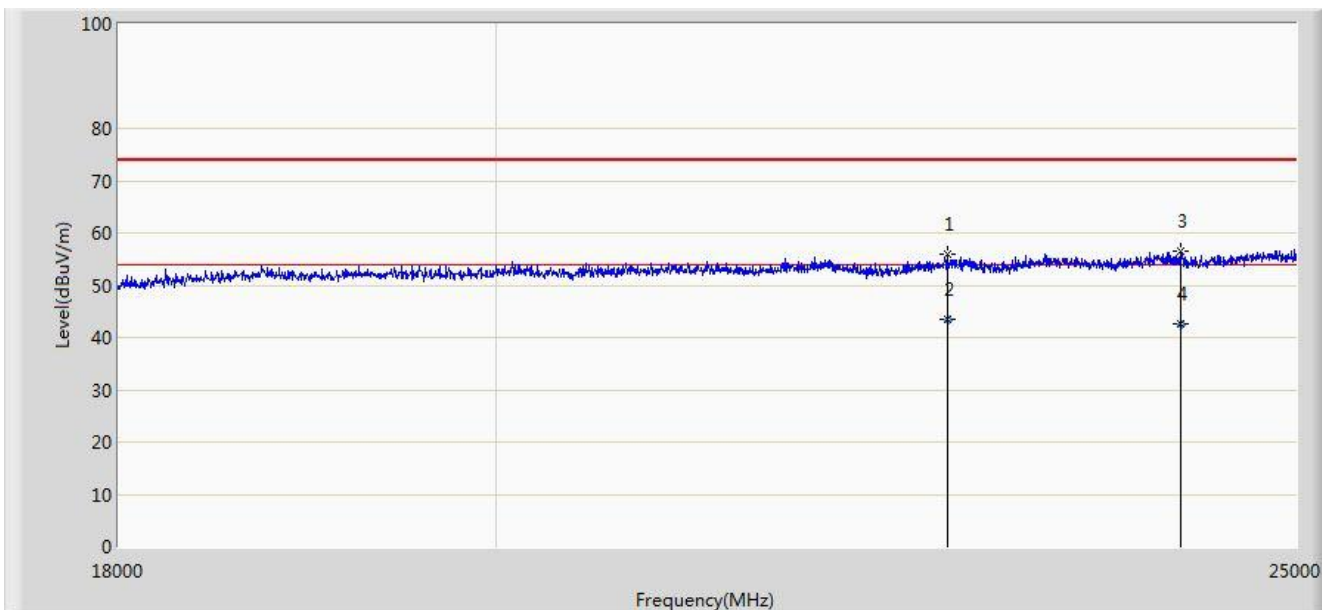


No	Flag	Mark	Frequency (MHz)	Measure Level (dBuV/m)	Reading Level (dBuV)	Over Limit (dB)	Limit (dBuV/m)	Factor (dB)	Type
1			21517.500	55.869	17.883	-18.131	74.000	37.986	PK
2			21517.650	43.351	5.365	-10.649	54.000	37.986	AV
3			22630.500	56.509	18.223	-17.491	74.000	38.286	PK
4		*	22630.540	44.310	6.024	-9.690	54.000	38.286	AV

Note: Measure Level (dBuV/m) = Reading Level (dBuV) + Factor (dB)

Factor (dB) = Cable Loss (dB) + Antenna Factor (dB/m)

Engineer: Roy Cheng	
Site: AC1	Time: 2014/09/03 - 17:43
Limit: FCC_Part15.209_RE(3m)	Margin: 0
Probe: BBHA9170_18-40GHz	Polarity: Vertical
EUT: Tablet PC	Power: AC 120V/60Hz
Note: There is the ambient noise within frequency range 18 ~ 25GHz.	



No	Flag	Mark	Frequency (MHz)	Measure Level (dBuV/m)	Reading Level (dBuV)	Over Limit (dB)	Limit (dBuV/m)	Factor (dB)	Type
1			22686.500	55.811	17.457	-18.189	74.000	38.354	PK
2		*	22686.540	43.598	5.244	-10.402	54.000	38.354	AV
3			24205.500	56.430	17.607	-17.570	74.000	38.823	PK
4			24205.658	42.518	3.695	-11.482	54.000	38.823	AV

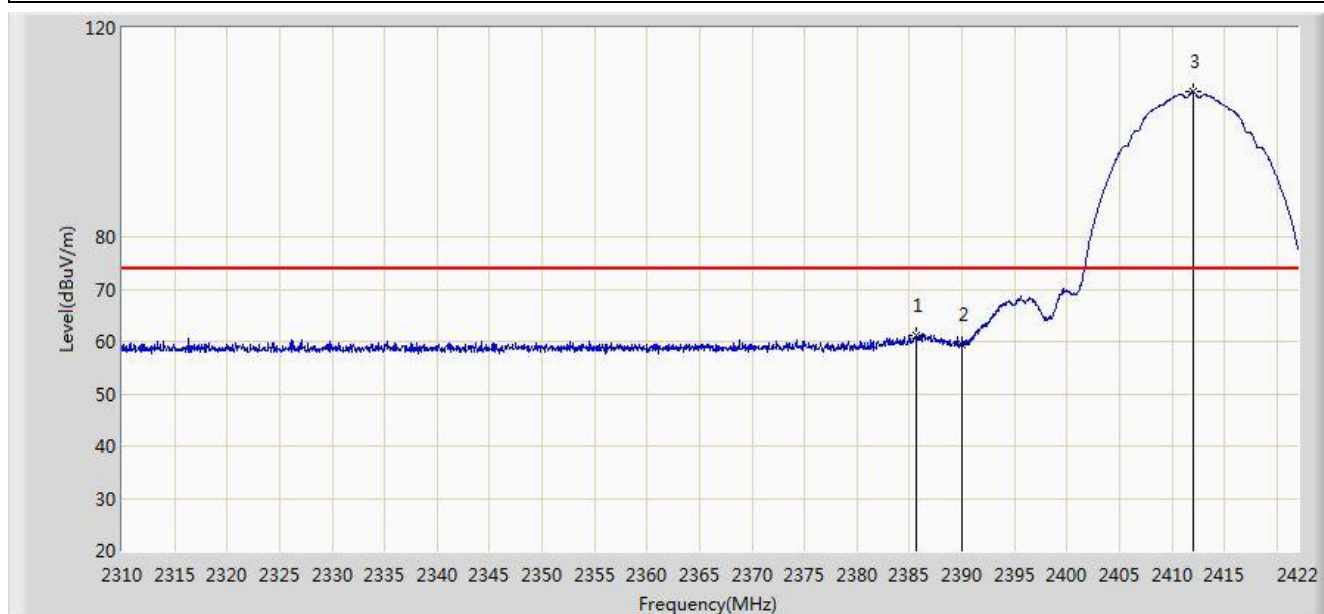
Note: Measure Level (dBuV/m) = Reading Level (dBuV) + Factor (dB)

Factor (dB) = Cable Loss (dB) + Antenna Factor (dB/m)

7.7. Radiated Restricted Band Edge Measurement

7.7.1. Test Result

Engineer: Milo Li	
Site: AC1	Time: 2014/09/08 - 20:10
Limit: FCC_Part15.209_RE(3m)	Margin: 0
Probe: BBHA9120D_1-18GHz	Polarity: Horizontal
EUT: Tablet PC	Power: AC 120V/60Hz
Test Mode: 802.11b at channel 2412MHz	

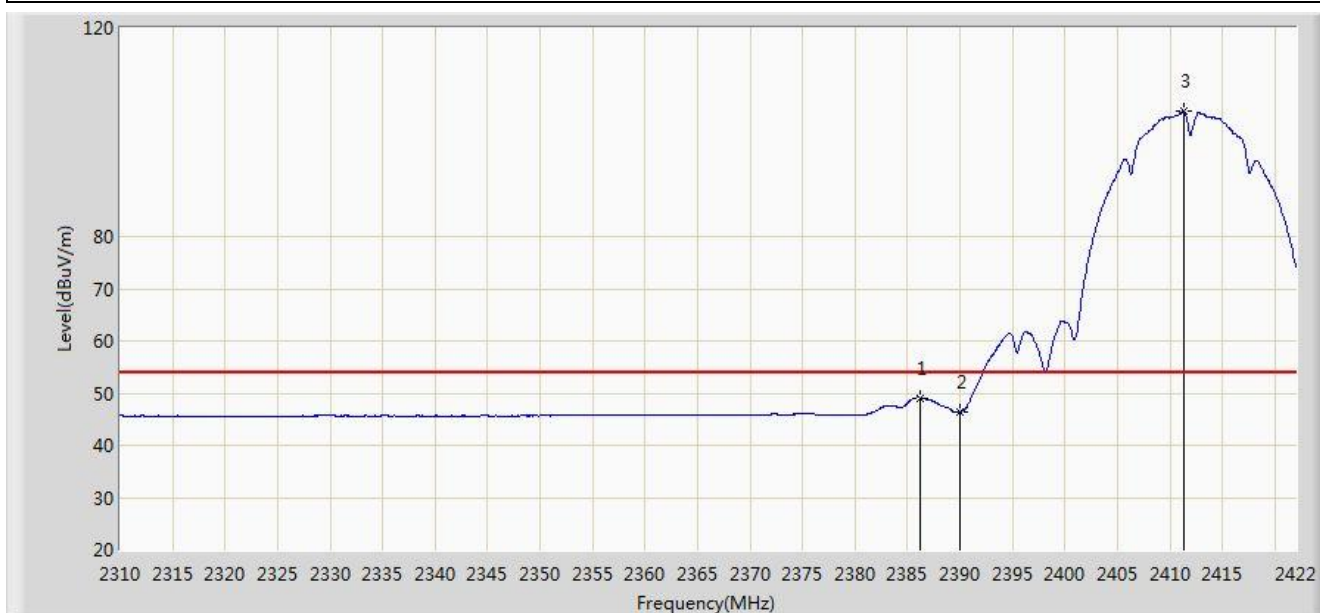


No	Flag	Mark	Frequency (MHz)	Measure Level (dBuV/m)	Reading Level (dBuV)	Over Limit (dB)	Limit (dBuV/m)	Factor (dB)	Type
1			2385.712	61.171	30.477	-12.829	74.000	30.694	PK
2			2390.000	59.364	28.680	-14.636	74.000	30.684	PK
3		*	2412.032	107.768	77.123	N/A	N/A	30.645	PK

Note: Measure Level (dBuV/m) = Reading Level (dBuV) + Factor (dB)

Factor (dB) = Cable Loss (dB) + Antenna Factor (dB/m)

Engineer: Milo Li	
Site: AC1	Time: 2014/09/08 - 20:23
Limit: FCC_Part15.209_RE(3m)	Margin: 0
Probe: BBHA9120D_1-18GHz	Polarity: Horizontal
EUT: Tablet PC	Power: AC 120V/60Hz
Test Mode: 802.11b at channel 2412MHz	

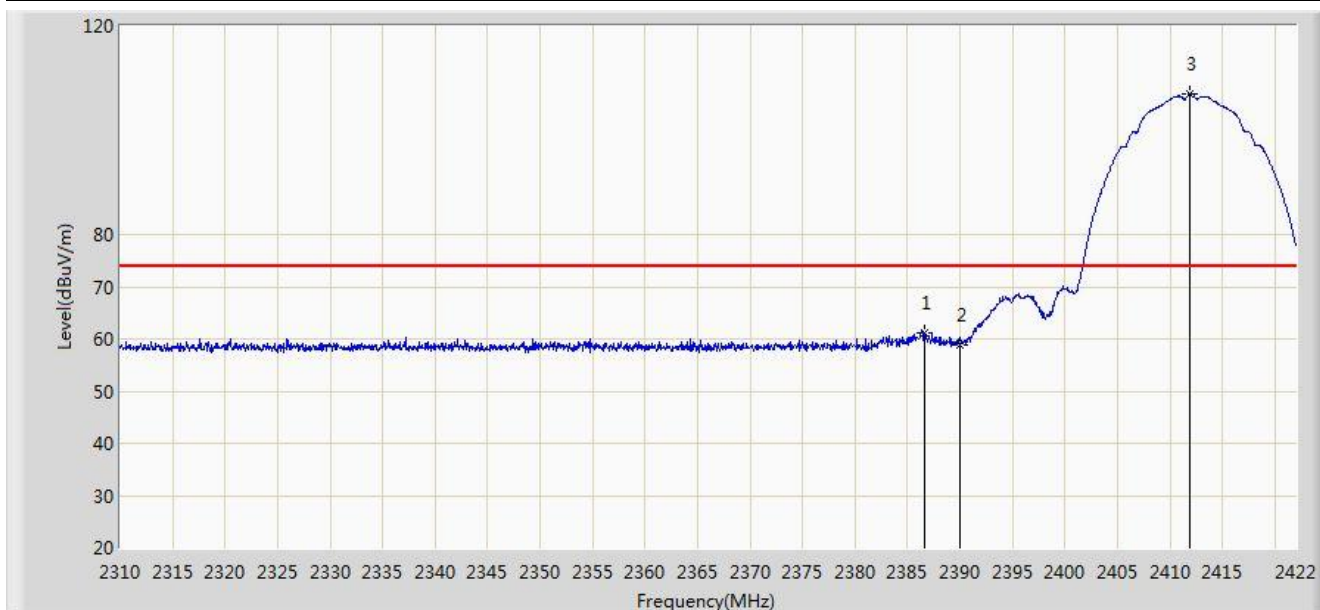


No	Flag	Mark	Frequency (MHz)	Measure Level (dBuV/m)	Reading Level (dBuV)	Over Limit (dB)	Limit (dBuV/m)	Factor (dB)	Type
1			2386.216	49.100	18.408	-4.900	54.000	30.693	AV
2			2390.000	46.314	15.630	-7.686	54.000	30.684	AV
3		*	2411.304	103.929	73.283	N/A	N/A	30.646	AV

Note: Measure Level (dBuV/m) = Reading Level (dBuV) + Factor (dB)

Factor (dB) = Cable Loss (dB) + Antenna Factor (dB/m)

Engineer: Milo Li	
Site: AC1	Time: 2014/09/08 - 20:24
Limit: FCC_Part15.209_RE(3m)	Margin: 0
Probe: BBHA9120D_1-18GHz	Polarity: Vertical
EUT: Tablet PC	Power: AC 120V/60Hz
Test Mode: 802.11b at channel 2412MHz	

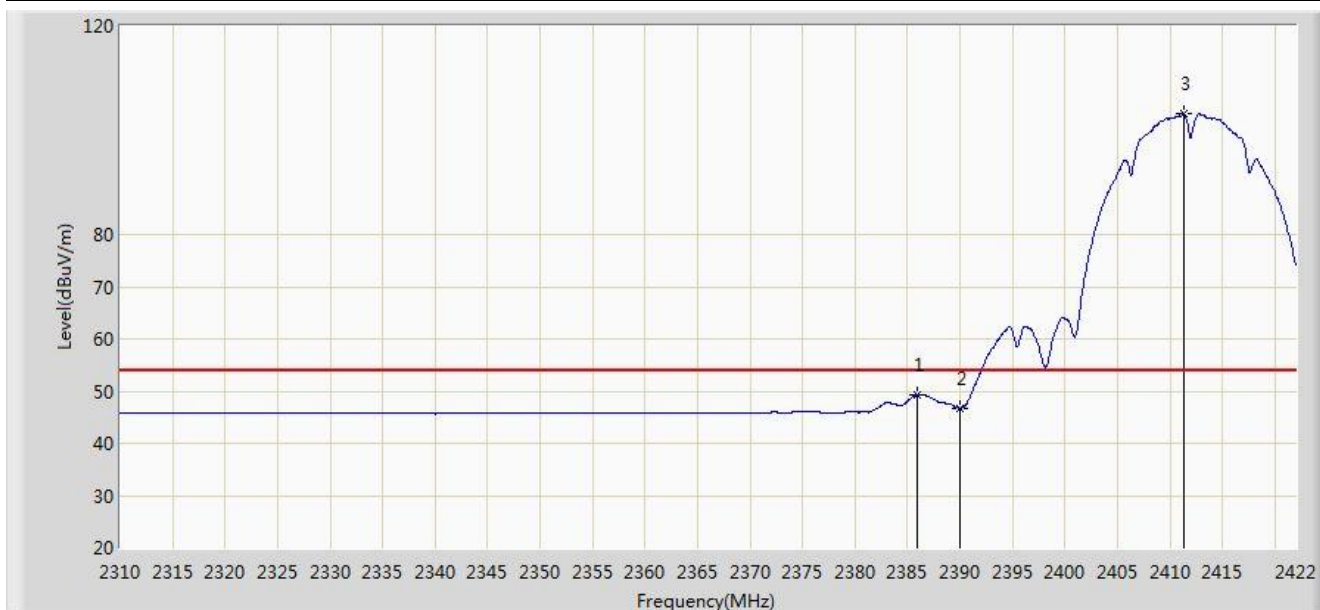


No	Flag	Mark	Frequency (MHz)	Measure Level (dBuV/m)	Reading Level (dBuV)	Over Limit (dB)	Limit (dBuV/m)	Factor (dB)	Type
1			2386.664	61.280	30.589	-12.720	74.000	30.691	PK
2			2390.000	58.818	28.134	-15.182	74.000	30.684	PK
3		*	2411.864	107.026	76.381	N/A	N/A	30.645	PK

Note: Measure Level (dBuV/m) = Reading Level (dBuV) + Factor (dB)

Factor (dB) = Cable Loss (dB) + Antenna Factor (dB/m)

Engineer: Milo Li	
Site: AC1	Time: 2014/09/08 - 20:26
Limit: FCC_Part15.209_RE(3m)	Margin: 0
Probe: BBHA9120D_1-18GHz	Polarity: Vertical
EUT: Tablet PC	Power: AC 120V/60Hz
Test Mode: 802.11b at channel 2412MHz	



No	Flag	Mark	Frequency (MHz)	Measure Level (dBuV/m)	Reading Level (dBuV)	Over Limit (dB)	Limit (dBuV/m)	Factor (dB)	Type
1			2385.992	49.371	18.678	-4.629	54.000	30.693	AV
2			2390.000	46.791	16.107	-7.209	54.000	30.684	AV
3		*	2411.304	103.267	72.621	N/A	N/A	30.646	AV

Note: Measure Level (dBuV/m) = Reading Level (dBuV) + Factor (dB)

Factor (dB) = Cable Loss (dB) + Antenna Factor (dB/m)

Engineer: Milo Li	
Site: AC1	Time: 2014/09/08 - 20:28
Limit: FCC_Part15.209_RE(3m)	Margin: 0
Probe: BBHA9120D_1-18GHz	Polarity: Horizontal
EUT: Tablet PC	Power: AC 120V/60Hz
Test Mode: 802.11b at channel 2462MHz	



No	Flag	Mark	Frequency (MHz)	Measure Level (dBuV/m)	Reading Level (dBuV)	Over Limit (dB)	Limit (dBuV/m)	Factor (dB)	Type
1		*	2462.056	107.043	76.432	N/A	N/A	30.611	PK
2			2483.500	59.966	29.293	-14.034	74.000	30.673	PK
3			2487.232	62.601	31.917	-11.399	74.000	30.683	PK

Note: Measure Level (dBuV/m) = Reading Level (dBuV) + Factor (dB)

Factor (dB) = Cable Loss (dB) + Antenna Factor (dB/m)

Engineer: Milo Li	
Site: AC1	Time: 2014/09/08 - 20:54
Limit: FCC_Part15.209_RE(3m)	Margin: 0
Probe: BBHA9120D_1-18GHz	Polarity: Horizontal
EUT: Tablet PC	Power: AC 120V/60Hz
Test Mode: 802.11b at channel 2462MHz	

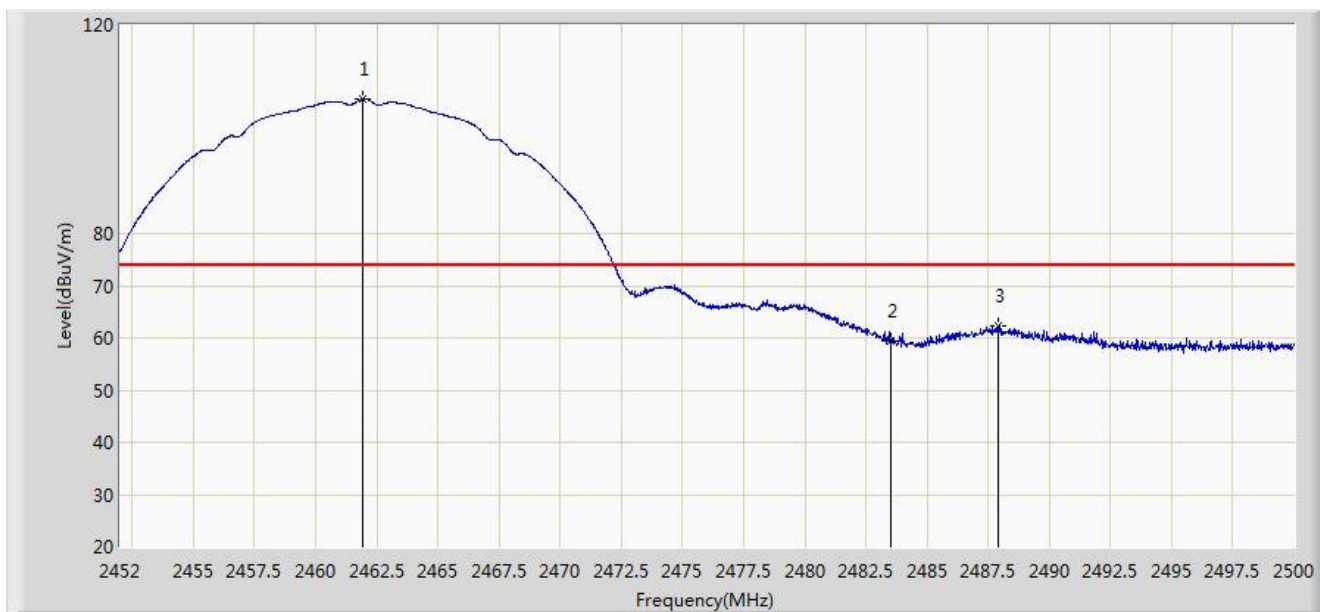


No	Flag	Mark	Frequency (MHz)	Measure Level (dBuV/m)	Reading Level (dBuV)	Over Limit (dB)	Limit (dBuV/m)	Factor (dB)	Type
1		*	2461.312	103.131	72.521	N/A	N/A	30.611	AV
2			2483.500	48.410	17.737	-5.590	54.000	30.673	AV
3			2487.592	51.779	21.094	-2.221	54.000	30.685	AV

Note: Measure Level (dBuV/m) = Reading Level (dBuV) + Factor (dB)

Factor (dB) = Cable Loss (dB) + Antenna Factor (dB/m)

Engineer: Milo Li	
Site: AC1	Time: 2014/09/08 - 21:01
Limit: FCC_Part15.209_RE(3m)	Margin: 0
Probe: BBHA9120D_1-18GHz	Polarity: Vertical
EUT: Tablet PC	Power: AC 120V/60Hz
Test Mode: 802.11b at channel 2462MHz	



No	Flag	Mark	Frequency (MHz)	Measure Level (dBuV/m)	Reading Level (dBuV)	Over Limit (dB)	Limit (dBuV/m)	Factor (dB)	Type
1		*	2461.912	105.791	75.180	N/A	N/A	30.611	PK
2			2483.500	59.543	28.870	-14.457	74.000	30.673	PK
3			2487.880	62.356	31.671	-11.644	74.000	30.686	PK

Note: Measure Level (dBuV/m) = Reading Level (dBuV) + Factor (dB)

Factor (dB) = Cable Loss (dB) + Antenna Factor (dB/m)

Engineer: Milo Li	
Site: AC1	Time: 2014/09/08 - 21:06
Limit: FCC_Part15.209_RE(3m)	Margin: 0
Probe: BBHA9120D_1-18GHz	Polarity: Vertical
EUT: Tablet PC	Power: AC 120V/60Hz
Test Mode: 802.11b at channel 2462MHz	

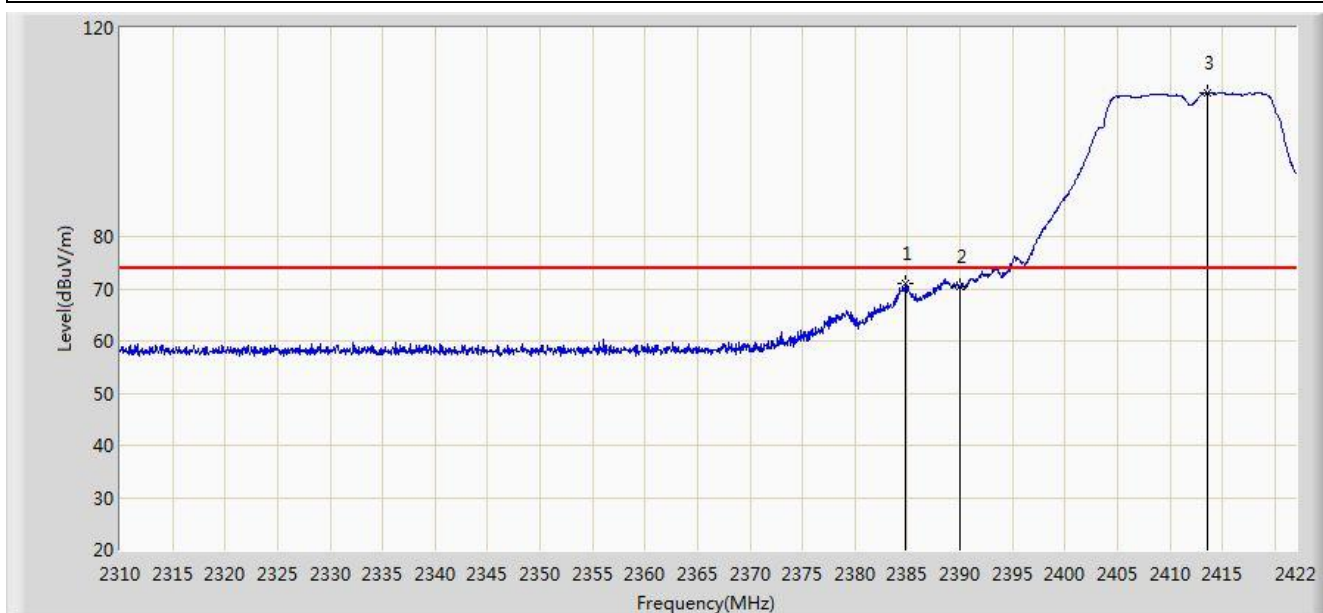


No	Flag	Mark	Frequency (MHz)	Measure Level (dBuV/m)	Reading Level (dBuV)	Over Limit (dB)	Limit (dBuV/m)	Factor (dB)	Type
1		*	2461.240	101.941	71.331	N/A	N/A	30.611	AV
2			2483.500	47.550	16.877	-6.450	54.000	30.673	AV
3			2487.736	50.937	20.252	-3.063	54.000	30.685	AV

Note: Measure Level (dBuV/m) = Reading Level (dBuV) + Factor (dB)

Factor (dB) = Cable Loss (dB) + Antenna Factor (dB/m)

Engineer: Milo Li	
Site: AC1	Time: 2014/09/08 - 21:07
Limit: FCC_Part15.209_RE(3m)	Margin: 0
Probe: BBHA9120D_1-18GHz	Polarity: Horizontal
EUT: Tablet PC	Power: AC 120V/60Hz
Test Mode: 802.11g at channel 2412MHz	

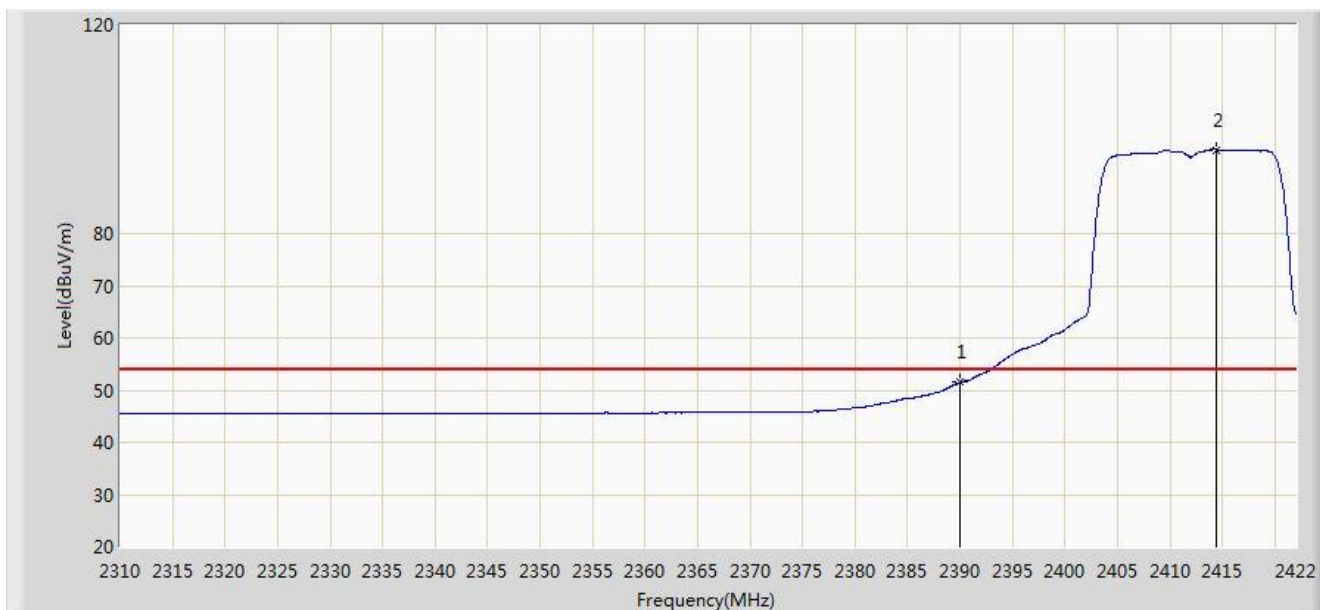


No	Flag	Mark	Frequency (MHz)	Measure Level (dBuV/m)	Reading Level (dBuV)	Over Limit (dB)	Limit (dBuV/m)	Factor (dB)	Type
1			2384.760	70.975	40.279	-3.025	74.000	30.695	PK
2			2390.000	70.437	39.753	-3.563	74.000	30.684	PK
3		*	2413.600	107.537	76.895	N/A	N/A	30.642	PK

Note: Measure Level (dBuV/m) = Reading Level (dBuV) + Factor (dB)

Factor (dB) = Cable Loss (dB) + Antenna Factor (dB/m)

Engineer: Milo Li	
Site: AC1	Time: 2014/09/08 - 21:10
Limit: FCC_Part15.209_RE(3m)	Margin: 0
Probe: BBHA9120D_1-18GHz	Polarity: Horizontal
EUT: Tablet PC	Power: AC 120V/60Hz
Test Mode: 802.11g at channel 2412MHz	

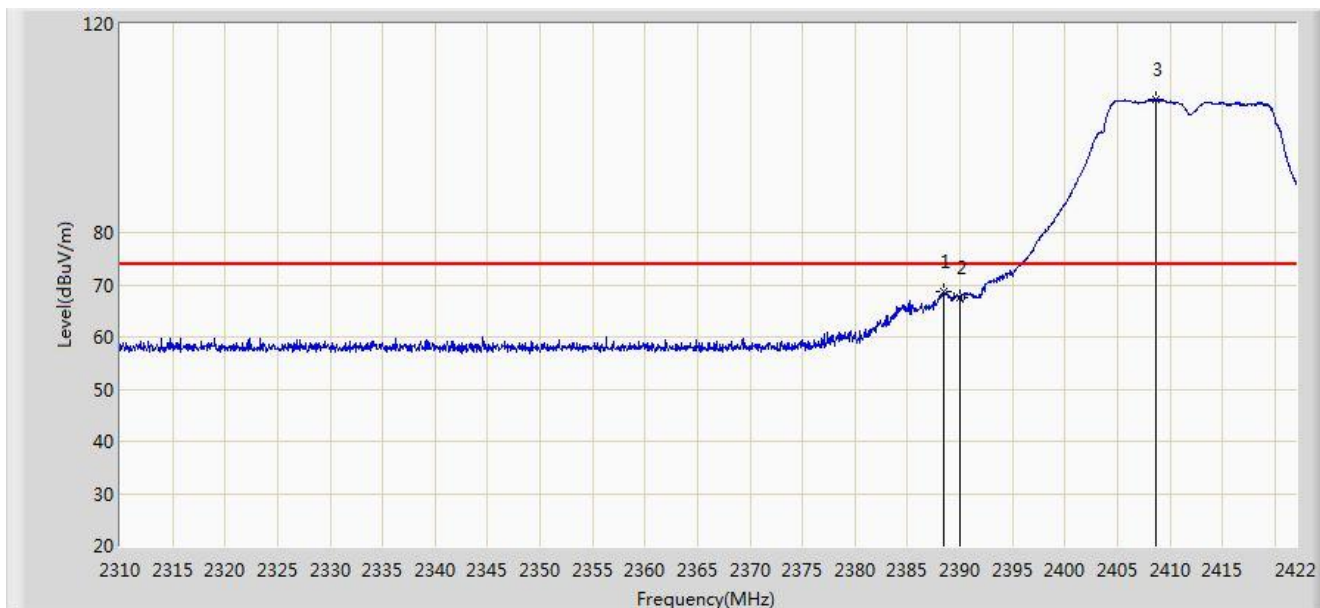


No	Flag	Mark	Frequency (MHz)	Measure Level (dBuV/m)	Reading Level (dBuV)	Over Limit (dB)	Limit (dBuV/m)	Factor (dB)	Type
1			2390.000	51.450	20.766	-2.550	54.000	30.684	AV
2		*	2414.440	96.064	65.423	N/A	N/A	30.641	AV

Note: Measure Level (dB μ V/m) = Reading Level (dB μ V) + Factor (dB)

Factor (dB) = Cable Loss (dB) + Antenna Factor (dB/m)

Engineer: Milo Li	
Site: AC1	Time: 2014/09/08 - 23:47
Limit: FCC_Part15.209_RE(3m)	Margin: 0
Probe: BBHA9120D_1-18GHz	Polarity: Vertical
EUT: Tablet PC	Power: AC 120V/60Hz
Test Mode: 802.11g at channel 2412MHz	

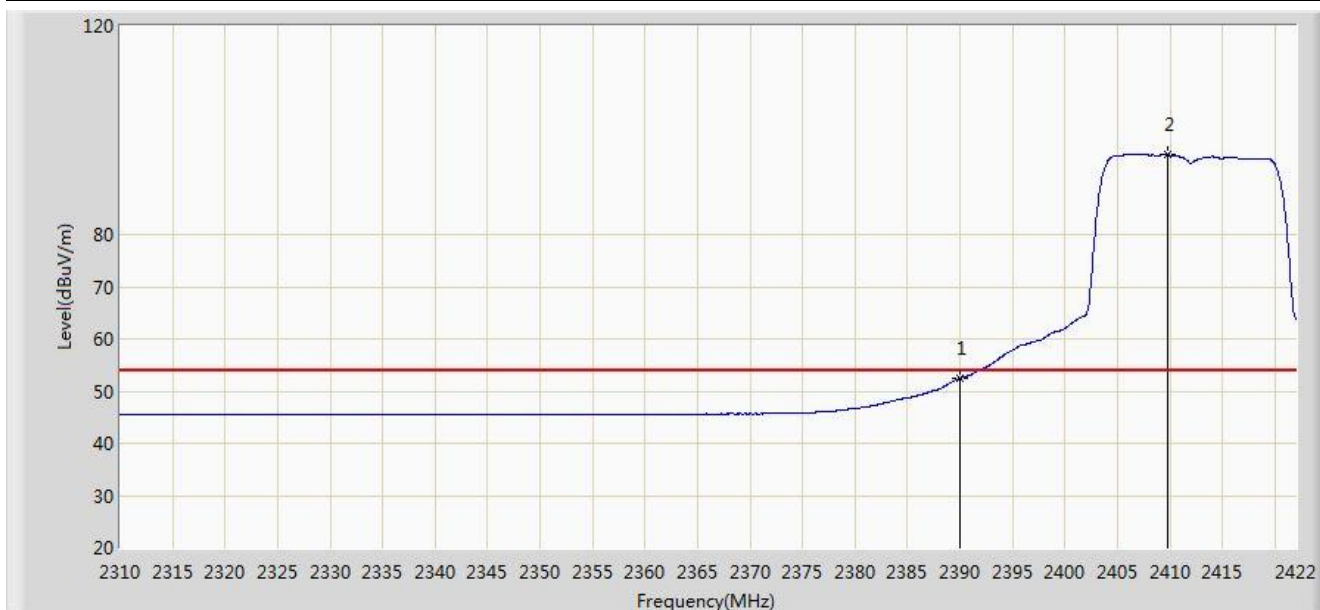


No	Flag	Mark	Frequency (MHz)	Measure Level (dBuV/m)	Reading Level (dBuV)	Over Limit (dB)	Limit (dBuV/m)	Factor (dB)	Type
1			2388.456	68.792	38.105	-5.208	74.000	30.687	PK
2			2390.000	67.463	36.779	-6.537	74.000	30.684	PK
3		*	2408.728	105.392	74.742	N/A	N/A	30.650	PK

Note: Measure Level (dB μ V/m) = Reading Level (dB μ V) + Factor (dB)

Factor (dB) = Cable Loss (dB) + Antenna Factor (dB/m)

Engineer: Milo Li	
Site: AC1	Time: 2014/09/08 - 23:49
Limit: FCC_Part15.209_RE(3m)	Margin: 0
Probe: BBHA9120D_1-18GHz	Polarity: Vertical
EUT: Tablet PC	Power: AC 120V/60Hz
Test Mode: 802.11g at channel 2412MHz	

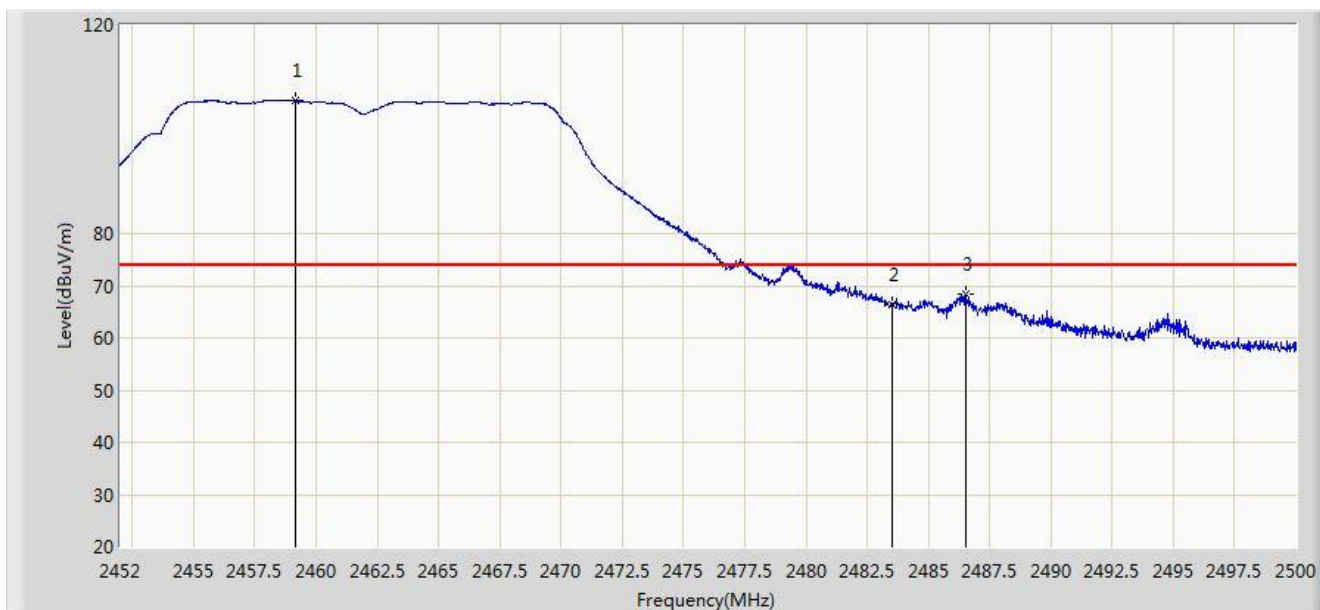


No	Flag	Mark	Frequency (MHz)	Measure Level (dBuV/m)	Reading Level (dBuV)	Over Limit (dB)	Limit (dBuV/m)	Factor (dB)	Type
1			2390.000	52.485	21.801	-1.515	54.000	30.684	AV
2		*	2409.736	95.357	64.709	N/A	N/A	30.648	AV

Note: Measure Level (dB μ V/m) = Reading Level (dB μ V) + Factor (dB)

Factor (dB) = Cable Loss (dB) + Antenna Factor (dB/m)

Engineer: Milo Li	
Site: AC1	Time: 2014/09/08 - 23:50
Limit: FCC_Part15.209_RE(3m)	Margin: 0
Probe: BBHA9120D_1-18GHz	Polarity: Horizontal
EUT: Tablet PC	Power: AC 120V/60Hz
Test Mode: 802.11g at channel 2462MHz	

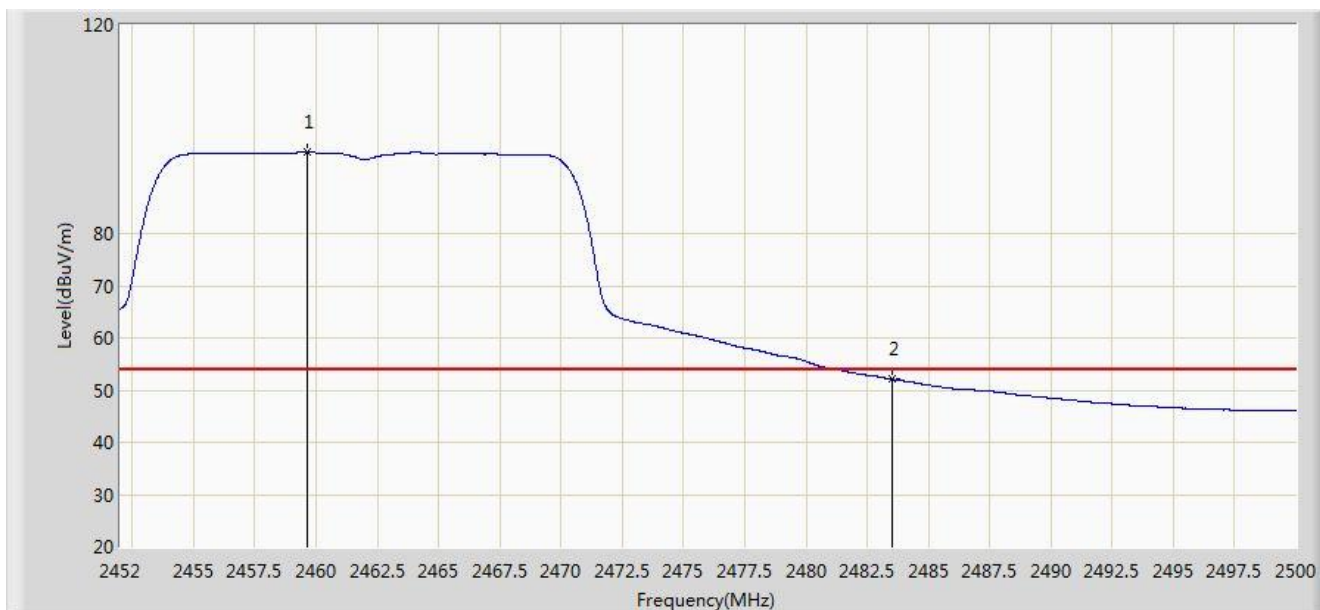


No	Flag	Mark	Frequency (MHz)	Measure Level (dBuV/m)	Reading Level (dBuV)	Over Limit (dB)	Limit (dBuV/m)	Factor (dB)	Type
1		*	2459.152	105.400	74.793	N/A	N/A	30.607	PK
2			2483.500	66.297	35.624	-7.703	74.000	30.673	PK
3			2486.512	68.298	37.617	-5.702	74.000	30.681	PK

Note: Measure Level (dBuV/m) = Reading Level (dBuV) + Factor (dB)

Factor (dB) = Cable Loss (dB) + Antenna Factor (dB/m)

Engineer: Milo Li	
Site: AC1	Time: 2014/09/08 - 23:53
Limit: FCC_Part15.209_RE(3m)	Margin: 0
Probe: BBHA9120D_1-18GHz	Polarity: Horizontal
EUT: Tablet PC	Power: AC 120V/60Hz
Test Mode: 802.11g at channel 2462MHz	

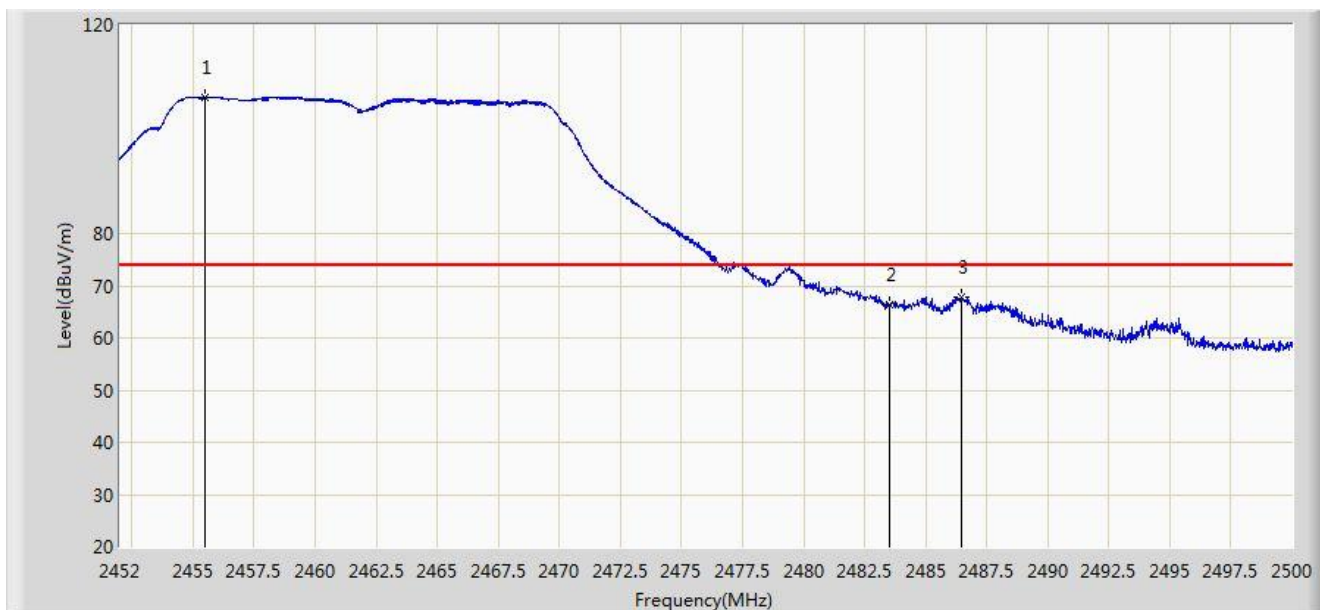


No	Flag	Mark	Frequency (MHz)	Measure Level (dBuV/m)	Reading Level (dBuV)	Over Limit (dB)	Limit (dBuV/m)	Factor (dB)	Type
1		*	2459.656	95.650	65.042	N/A	N/A	30.608	AV
2			2483.500	52.103	21.430	-1.897	54.000	30.673	AV

Note: Measure Level (dB μ V/m) = Reading Level (dB μ V) + Factor (dB)

Factor (dB) = Cable Loss (dB) + Antenna Factor (dB/m)

Engineer: Milo Li	
Site: AC1	Time: 2014/09/08 - 23:53
Limit: FCC_Part15.209_RE(3m)	Margin: 0
Probe: BBHA9120D_1-18GHz	Polarity: Vertical
EUT: Tablet PC	Power: AC 120V/60Hz
Test Mode: 802.11g at channel 2462MHz	

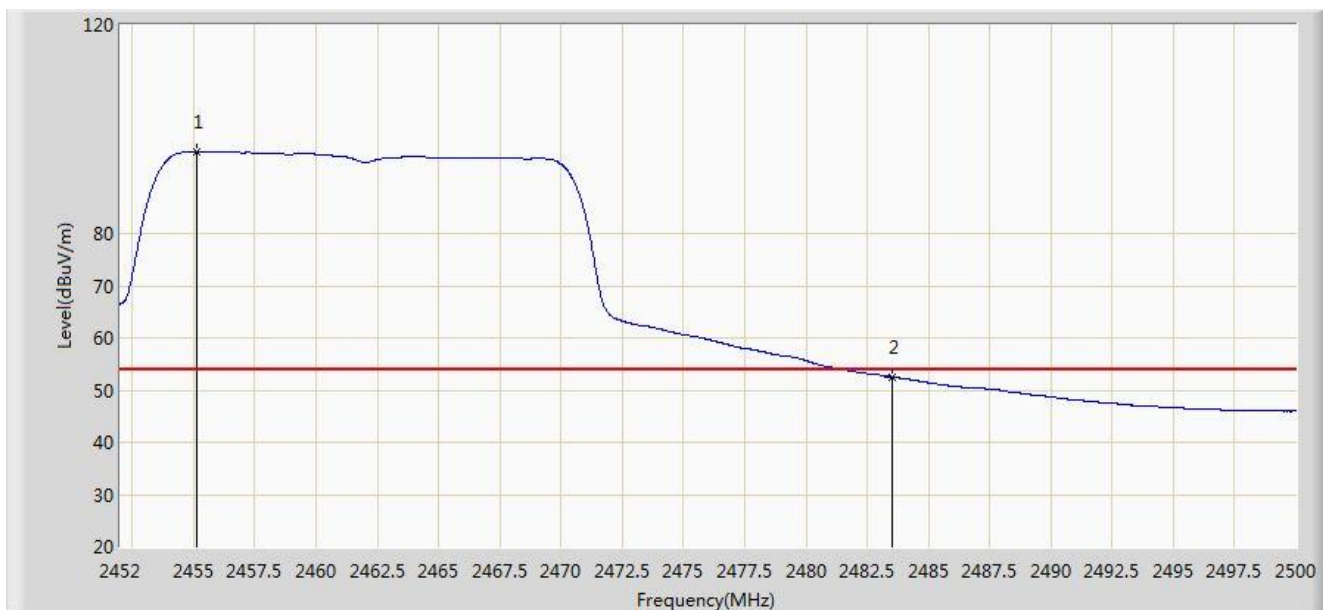


No	Flag	Mark	Frequency (MHz)	Measure Level (dBuV/m)	Reading Level (dBuV)	Over Limit (dB)	Limit (dBuV/m)	Factor (dB)	Type
1		*	2455.480	106.199	75.597	N/A	N/A	30.601	PK
2			2483.500	66.490	35.817	-7.510	74.000	30.673	PK
3			2486.464	67.698	37.017	-6.302	74.000	30.681	PK

Note: Measure Level (dBuV/m) = Reading Level (dBuV) + Factor (dB)

Factor (dB) = Cable Loss (dB) + Antenna Factor (dB/m)

Engineer: Milo Li	
Site: AC1	Time: 2014/09/08 - 21:06
Limit: FCC_Part15.209_RE(3m)	Margin: 0
Probe: BBHA9120D_1-18GHz	Polarity: Vertical
EUT: Tablet PC	Power: AC 120V/60Hz
Test Mode: 802.11g at channel 2462MHz	

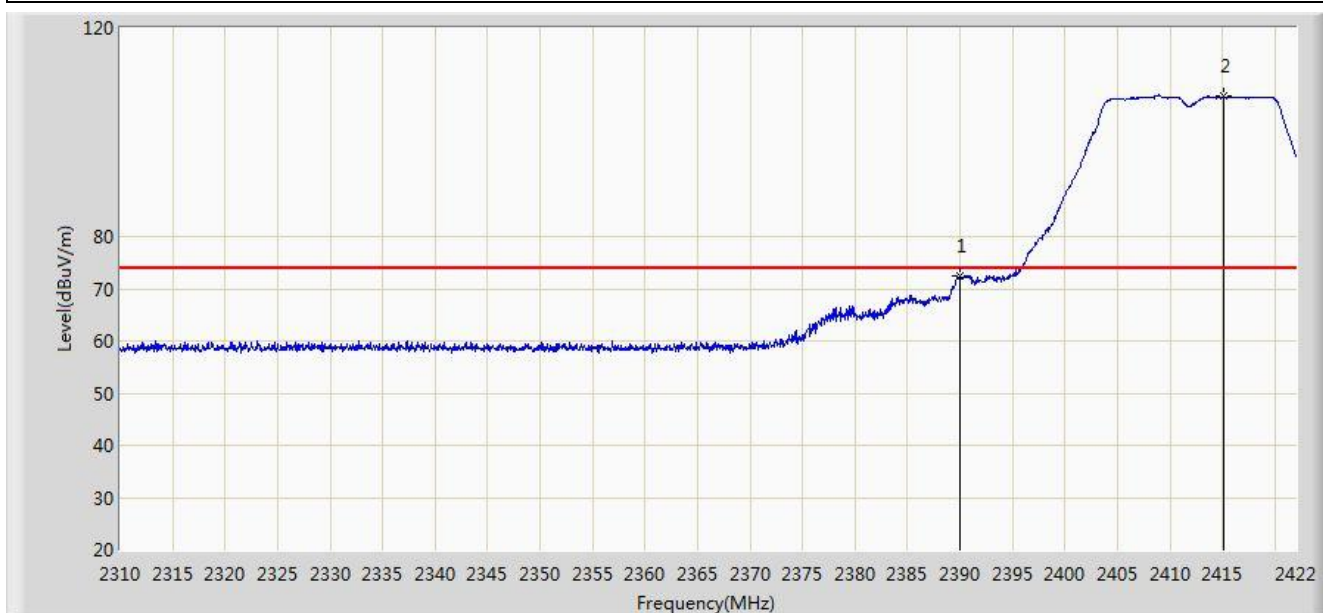


No	Flag	Mark	Frequency (MHz)	Measure Level (dBuV/m)	Reading Level (dBuV)	Over Limit (dB)	Limit (dBuV/m)	Factor (dB)	Type
1		*	2455.120	95.701	65.100	N/A	N/A	30.601	AV
2			2483.500	52.547	21.874	-1.453	54.000	30.673	AV

Note: Measure Level (dB μ V/m) = Reading Level (dB μ V) + Factor (dB)

Factor (dB) = Cable Loss (dB) + Antenna Factor (dB/m)

Engineer: Milo Li	
Site: AC1	Time: 2014/09/10 - 10:31
Limit: FCC_Part15.209_RE(3m)	Margin: 0
Probe: BBHA9120D_1-18GHz	Polarity: Horizontal
EUT: Tablet PC	Power: AC 120V/60Hz
Test Mode: 802.11n-HT20 at channel 2412MHz	

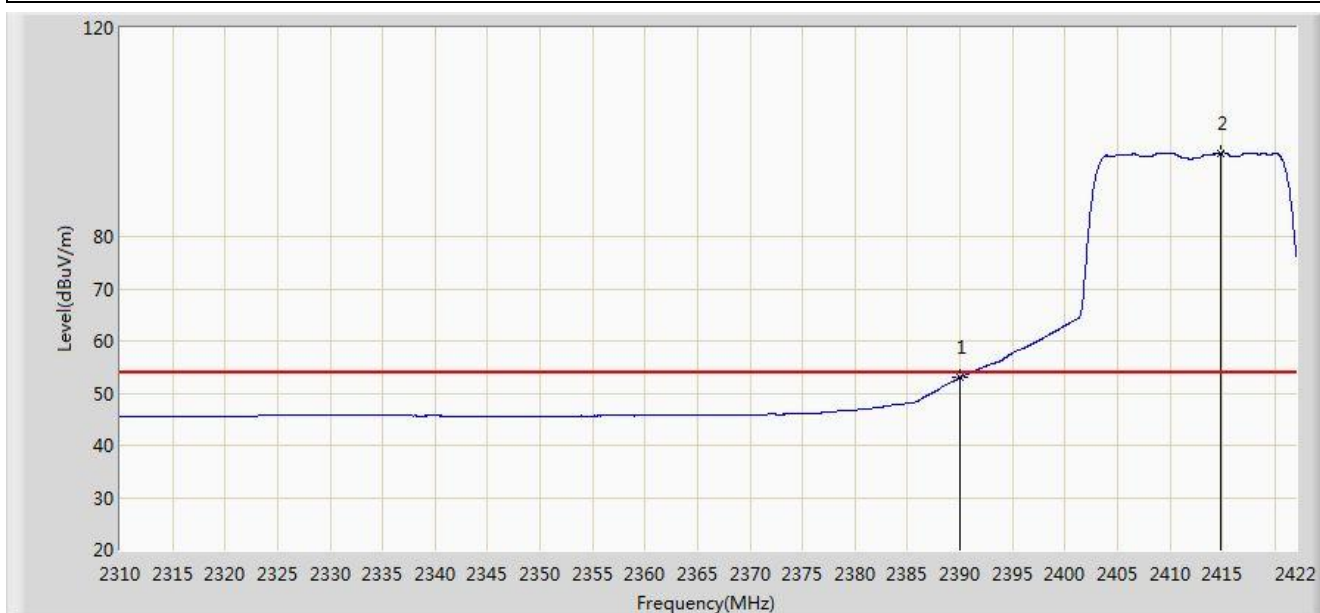


No	Flag	Mark	Frequency (MHz)	Measure Level (dBuV/m)	Reading Level (dBuV)	Over Limit (dB)	Limit (dBuV/m)	Factor (dB)	Type
1			2390.000	72.366	41.682	-1.634	74.000	30.684	PK
2		*	2415.168	106.815	76.175	N/A	N/A	30.639	PK

Note: Measure Level (dB μ V/m) = Reading Level (dB μ V) + Factor (dB)

Factor (dB) = Cable Loss (dB) + Antenna Factor (dB/m)

Engineer: Milo Li	
Site: AC1	Time: 2014/09/10 - 10:37
Limit: FCC_Part15.209_RE(3m)	Margin: 0
Probe: BBHA9120D_1-18GHz	Polarity: Horizontal
EUT: Tablet PC	Power: AC 120V/60Hz
Test Mode: 802.11n-HT20 at channel 2412MHz	

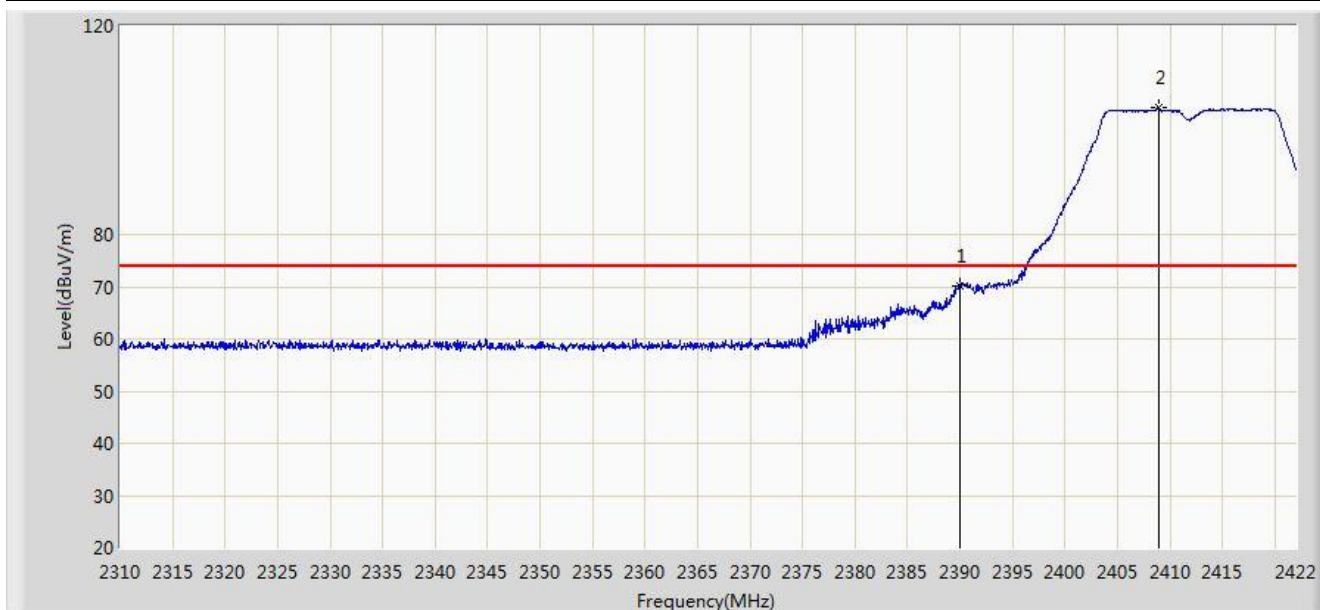


No	Flag	Mark	Frequency (MHz)	Measure Level (dBuV/m)	Reading Level (dBuV)	Over Limit (dB)	Limit (dBuV/m)	Factor (dB)	Type
1			2390.000	53.032	22.348	-0.968	54.000	30.684	AV
2		*	2414.776	96.018	65.378	N/A	N/A	30.640	AV

Note: Measure Level (dB μ V/m) = Reading Level (dB μ V) + Factor (dB)

Factor (dB) = Cable Loss (dB) + Antenna Factor (dB/m)

Engineer: Milo Li	
Site: AC1	Time: 2014/09/10 - 10:39
Limit: FCC_Part15.209_RE(3m)	Margin: 0
Probe: BBHA9120D_1-18GHz	Polarity: Vertical
EUT: Tablet PC	Power: AC 120V/60Hz
Test Mode: 802.11n-HT20 at channel 2412MHz	

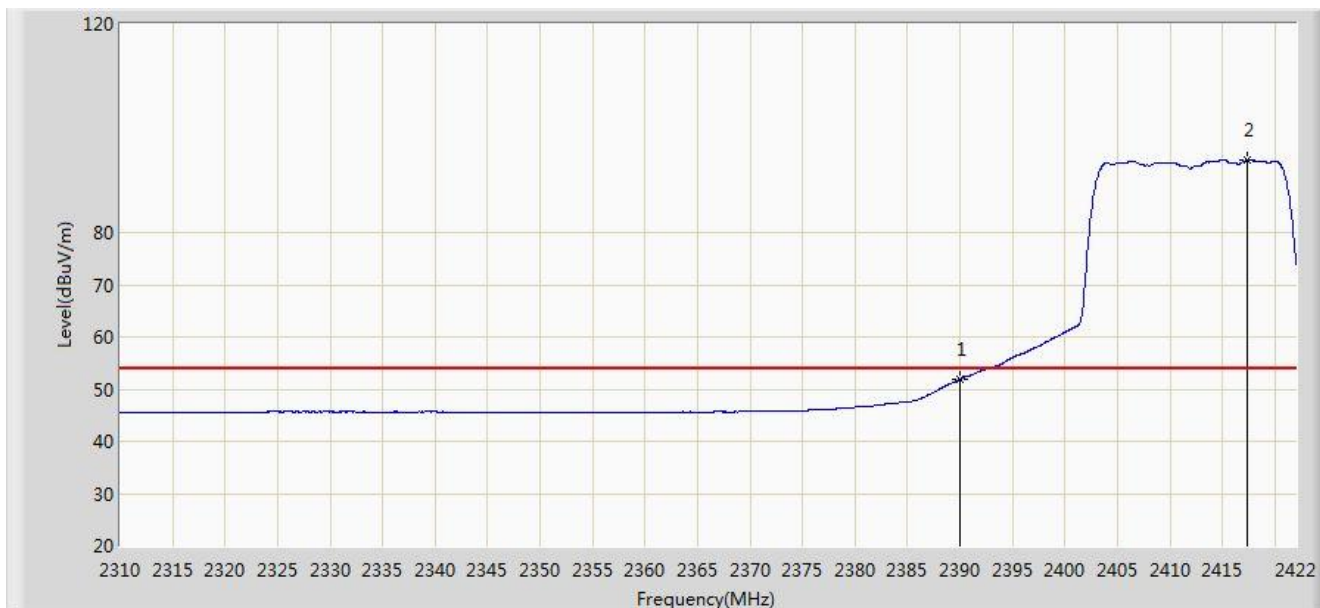


No	Flag	Mark	Frequency (MHz)	Measure Level (dBuV/m)	Reading Level (dBuV)	Over Limit (dB)	Limit (dBuV/m)	Factor (dB)	Type
1			2390.000	70.238	39.554	-3.762	74.000	30.684	PK
2		*	2408.896	104.260	73.610	N/A	N/A	30.649	PK

Note: Measure Level (dB μ V/m) = Reading Level (dB μ V) + Factor (dB)

Factor (dB) = Cable Loss (dB) + Antenna Factor (dB/m)

Engineer: Milo Li	
Site: AC1	Time: 2014/09/10 - 10:42
Limit: FCC_Part15.209_RE(3m)	Margin: 0
Probe: BBHA9120D_1-18GHz	Polarity: Vertical
EUT: Tablet PC	Power: AC 120V/60Hz
Test Mode: 802.11n-HT20 at channel 2412MHz	

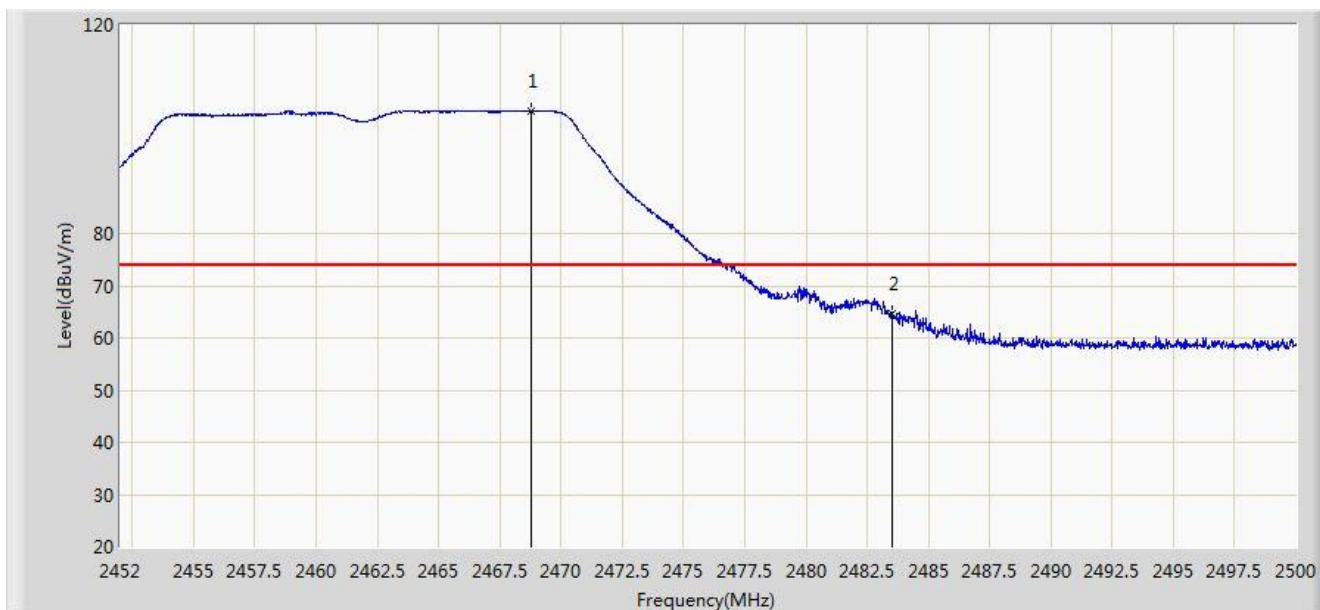


No	Flag	Mark	Frequency (MHz)	Measure Level (dBuV/m)	Reading Level (dBuV)	Over Limit (dB)	Limit (dBuV/m)	Factor (dB)	Type
1			2390.000	51.917	21.233	-2.083	54.000	30.684	AV
2		*	2417.408	93.795	63.159	N/A	N/A	30.636	AV

Note: Measure Level (dB μ V/m) = Reading Level (dB μ V) + Factor (dB)

Factor (dB) = Cable Loss (dB) + Antenna Factor (dB/m)

Engineer: Milo Li	
Site: AC1	Time: 2014/09/10 - 10:42
Limit: FCC_Part15.209_RE(3m)	Margin: 0
Probe: BBHA9120D_1-18GHz	Polarity: Horizontal
EUT: Tablet PC	Power: AC 120V/60Hz
Test Mode: 802.11n-HT20 at channel 2462MHz	

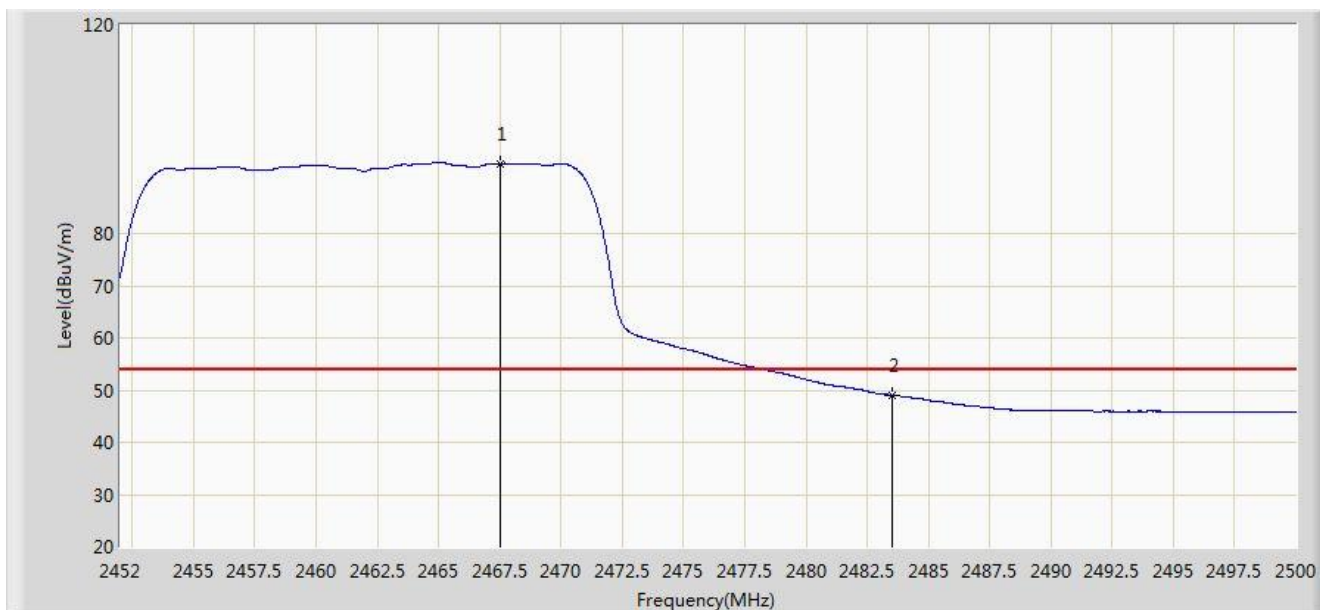


No	Flag	Mark	Frequency (MHz)	Measure Level (dBuV/m)	Reading Level (dBuV)	Over Limit (dB)	Limit (dBuV/m)	Factor (dB)	Type
1		*	2468.776	103.430	72.800	N/A	N/A	30.630	PK
2			2483.500	64.769	34.096	-9.231	74.000	30.673	PK

Note: Measure Level (dB μ V/m) = Reading Level (dB μ V) + Factor (dB)

Factor (dB) = Cable Loss (dB) + Antenna Factor (dB/m)

Engineer: Milo Li	
Site: AC1	Time: 2014/09/10 - 10:45
Limit: FCC_Part15.209_RE(3m)	Margin: 0
Probe: BBHA9120D_1-18GHz	Polarity: Horizontal
EUT: Tablet PC	Power: AC 120V/60Hz
Test Mode: 802.11n-HT20 at channel 2462MHz	

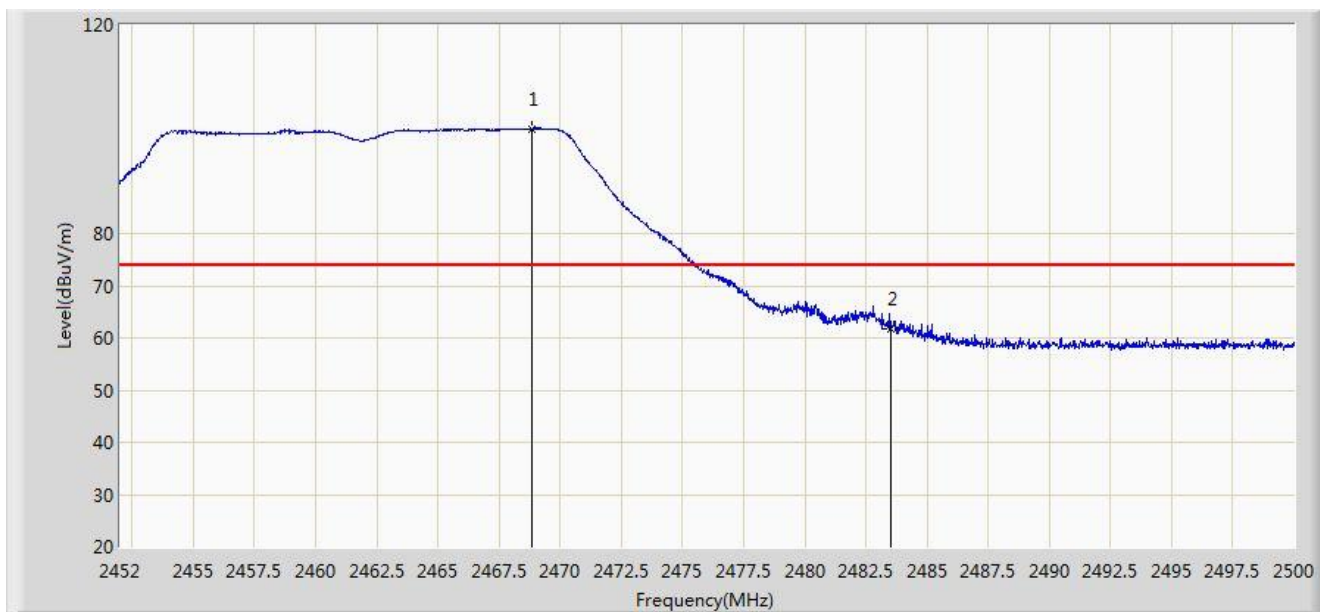


No	Flag	Mark	Frequency (MHz)	Measure Level (dBuV/m)	Reading Level (dBuV)	Over Limit (dB)	Limit (dBuV/m)	Factor (dB)	Type
1		*	2467.504	93.457	62.831	N/A	N/A	30.626	AV
2			2483.500	49.028	18.355	-4.972	54.000	30.673	AV

Note: Measure Level (dB μ V/m) = Reading Level (dB μ V) + Factor (dB)

Factor (dB) = Cable Loss (dB) + Antenna Factor (dB/m)

Engineer: Milo Li	
Site: AC1	Time: 2014/09/10 - 10:46
Limit: FCC_Part15.209_RE(3m)	Margin: 0
Probe: BBHA9120D_1-18GHz	Polarity: Vertical
EUT: Tablet PC	Power: AC 120V/60Hz
Test Mode: 802.11n-HT20 at channel 2462MHz	

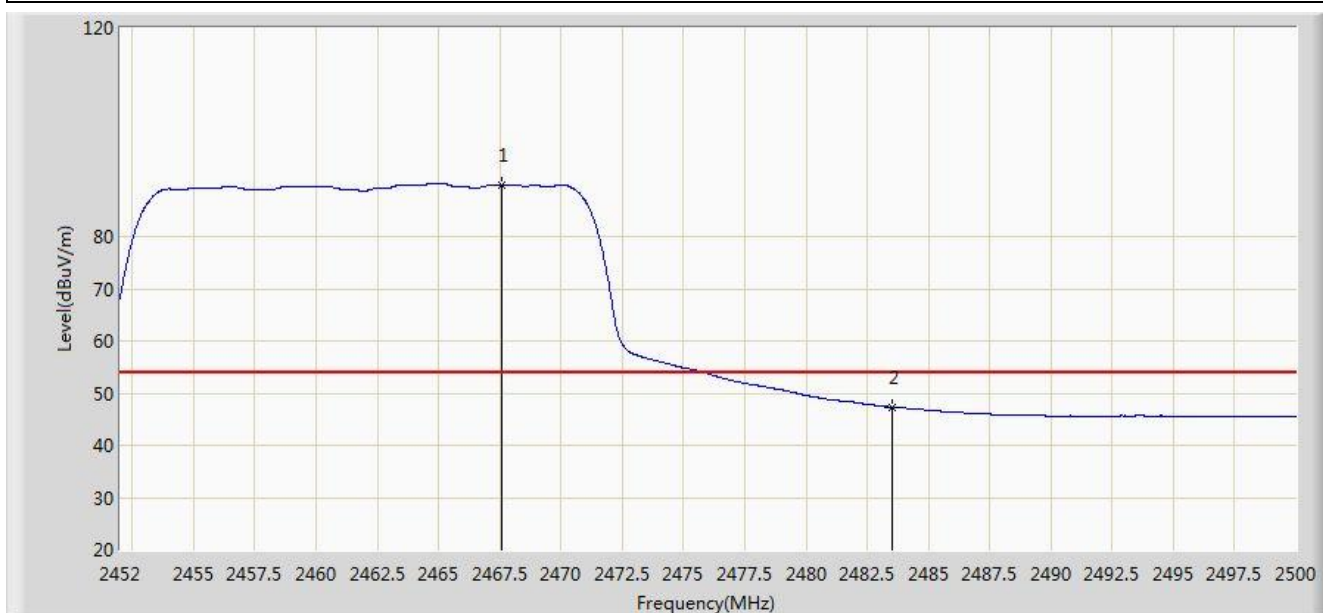


No	Flag	Mark	Frequency (MHz)	Measure Level (dBuV/m)	Reading Level (dBuV)	Over Limit (dB)	Limit (dBuV/m)	Factor (dB)	Type
1		*	2468.848	100.086	69.456	N/A	N/A	30.630	PK
2			2483.500	61.861	31.188	-12.139	74.000	30.673	PK

Note: Measure Level (dB μ V/m) = Reading Level (dB μ V) + Factor (dB)

Factor (dB) = Cable Loss (dB) + Antenna Factor (dB/m)

Engineer: Milo Li	
Site: AC1	Time: 2014/09/10 - 10:48
Limit: FCC_Part15.209_RE(3m)	Margin: 0
Probe: BBHA9120D_1-18GHz	Polarity: Vertical
EUT: Tablet PC	Power: AC 120V/60Hz
Test Mode: 802.11n-HT20 at channel 2462MHz	

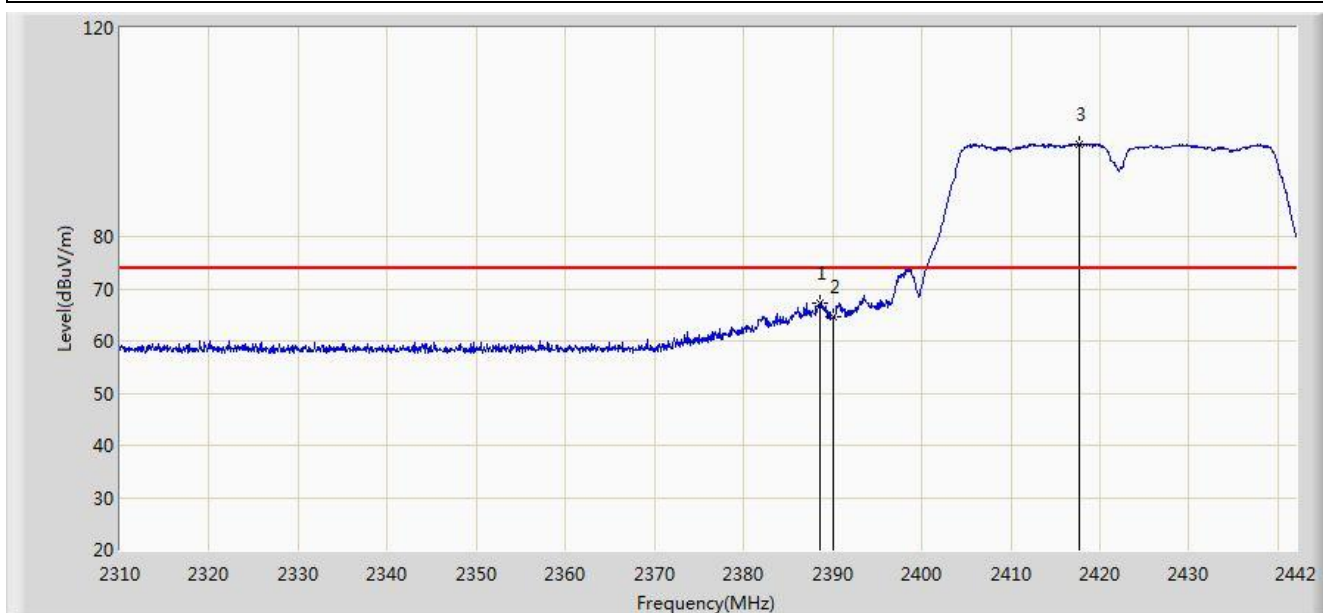


No	Flag	Mark	Frequency (MHz)	Measure Level (dBuV/m)	Reading Level (dBuV)	Over Limit (dB)	Limit (dBuV/m)	Factor (dB)	Type
1		*	2467.576	89.956	59.330	N/A	N/A	30.626	AV
2			2483.500	47.312	16.639	-6.688	54.000	30.673	AV

Note: Measure Level (dB μ V/m) = Reading Level (dB μ V) + Factor (dB)

Factor (dB) = Cable Loss (dB) + Antenna Factor (dB/m)

Engineer: Milo Li	
Site: AC1	Time: 2014/09/10 - 11:17
Limit: FCC_Part15.209_RE(3m)	Margin: 0
Probe: BBHA9120D_1-18GHz	Polarity: Horizontal
EUT: Tablet PC	Power: AC 120V/60Hz
Test Mode: 802.11n-HT40 at channel 2422MHz	

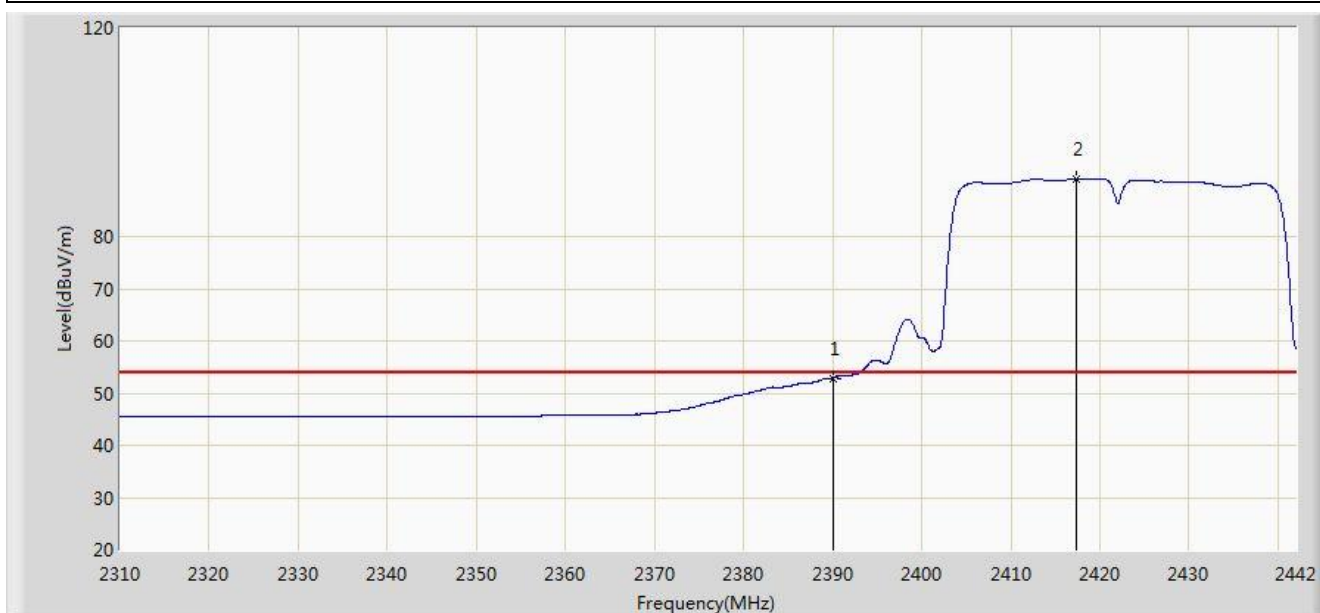


No	Flag	Mark	Frequency (MHz)	Measure Level (dBuV/m)	Reading Level (dBuV)	Over Limit (dB)	Limit (dBuV/m)	Factor (dB)	Type
1			2388.606	67.227	36.540	-6.773	74.000	30.686	PK
2			2390.000	64.569	33.885	-9.431	74.000	30.684	PK
3		*	2417.646	97.817	67.181	N/A	N/A	30.636	PK

Note: Measure Level (dBuV/m) = Reading Level (dBuV) + Factor (dB)

Factor (dB) = Cable Loss (dB) + Antenna Factor (dB/m)

Engineer: Milo Li	
Site: AC1	Time: 2014/09/10 - 11:15
Limit: FCC_Part15.209_RE(3m)	Margin: 0
Probe: BBHA9120D_1-18GHz	Polarity: Horizontal
EUT: Tablet PC	Power: AC 120V/60Hz
Test Mode: 802.11n-HT40 at channel 2422MHz	

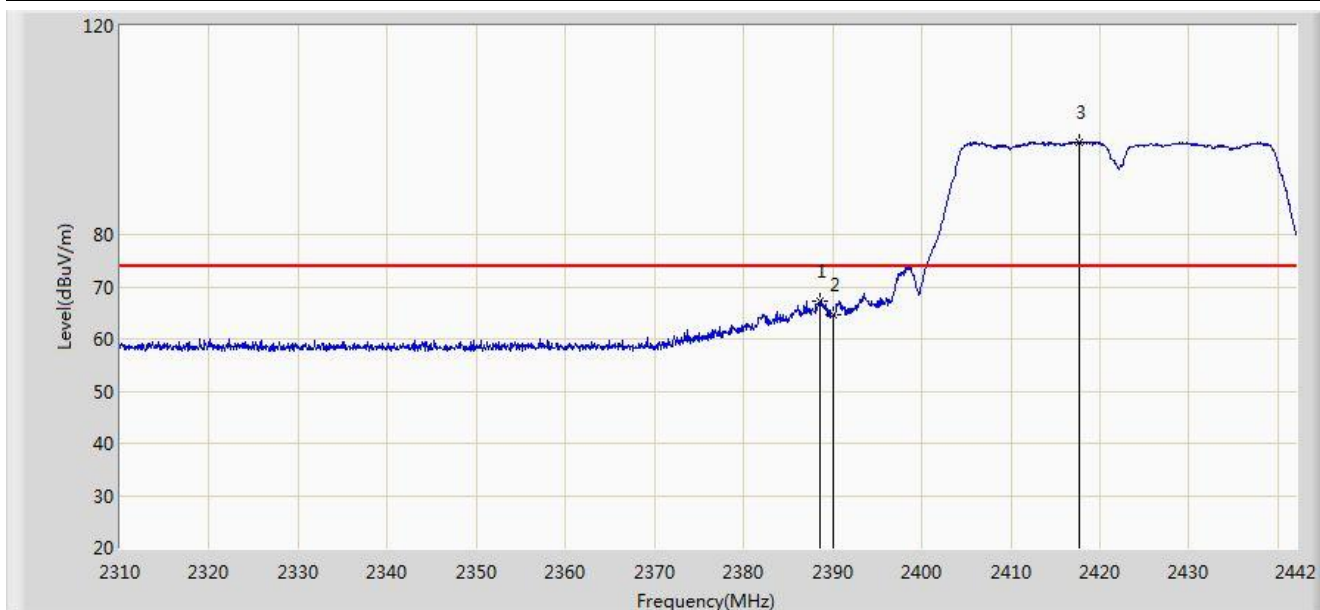


No	Flag	Mark	Frequency (MHz)	Measure Level (dBuV/m)	Reading Level (dBuV)	Over Limit (dB)	Limit (dBuV/m)	Factor (dB)	Type
1			2390.000	52.898	22.214	-1.102	54.000	30.684	AV
2		*	2417.382	90.973	60.337	N/A	N/A	30.636	AV

Note: Measure Level (dB μ V/m) = Reading Level (dB μ V) + Factor (dB)

Factor (dB) = Cable Loss (dB) + Antenna Factor (dB/m)

Engineer: Milo Li	
Site: AC1	Time: 2014/09/10 - 11:17
Limit: FCC_Part15.209_RE(3m)	Margin: 0
Probe: BBHA9120D_1-18GHz	Polarity: Vertical
EUT: Tablet PC	Power: AC 120V/60Hz
Test Mode: 802.11n-HT40 at channel 2422MHz	

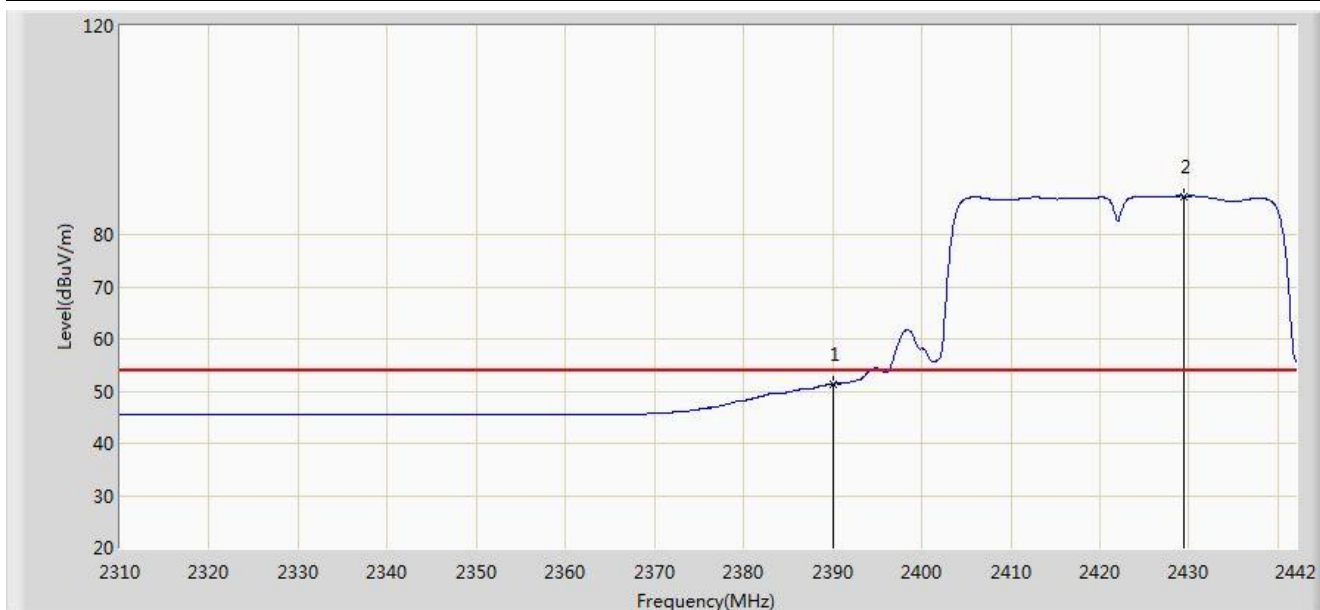


No	Flag	Mark	Frequency (MHz)	Measure Level (dBuV/m)	Reading Level (dBuV)	Over Limit (dB)	Limit (dBuV/m)	Factor (dB)	Type
1			2388.606	67.227	36.540	-6.773	74.000	30.686	PK
2			2390.000	64.569	33.885	-9.431	74.000	30.684	PK
3		*	2417.646	97.817	67.181	N/A	N/A	30.636	PK

Note: Measure Level (dBuV/m) = Reading Level (dBuV) + Factor (dB)

Factor (dB) = Cable Loss (dB) + Antenna Factor (dB/m)

Engineer: Milo Li	
Site: AC1	Time: 2014/09/10 - 11:19
Limit: FCC_Part15.209_RE(3m)	Margin: 0
Probe: BBHA9120D_1-18GHz	Polarity: Vertical
EUT: Tablet PC	Power: AC 120V/60Hz
Test Mode: 802.11n-HT40 at channel 2422MHz	

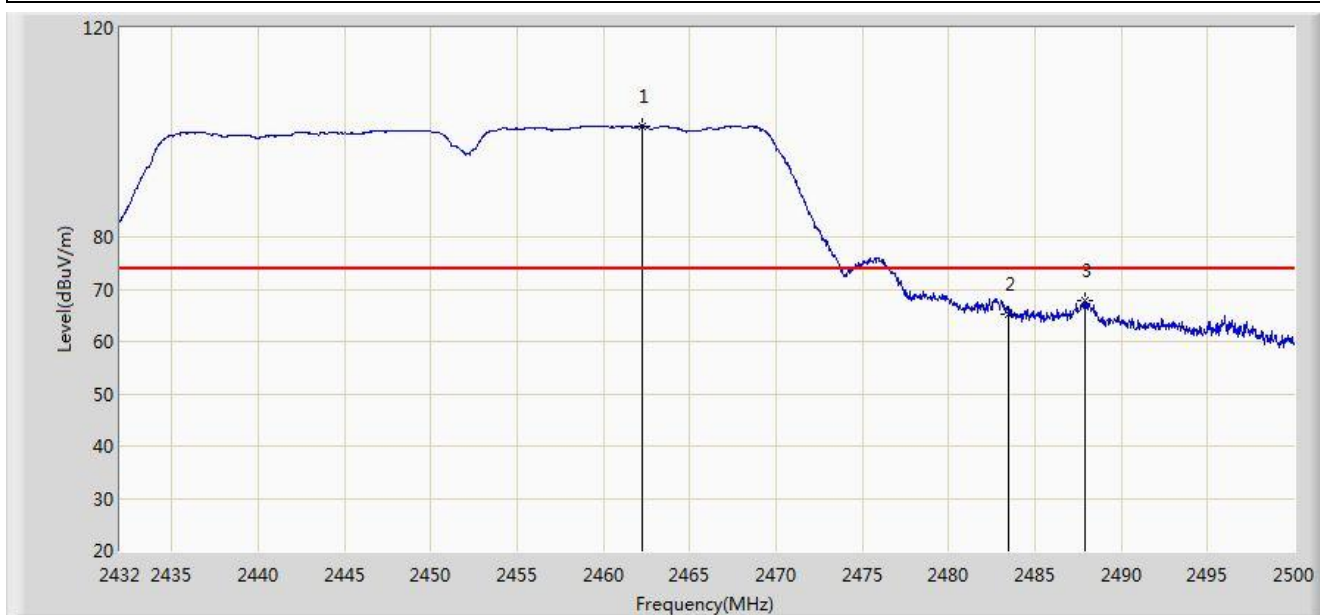


No	Flag	Mark	Frequency (MHz)	Measure Level (dBuV/m)	Reading Level (dBuV)	Over Limit (dB)	Limit (dBuV/m)	Factor (dB)	Type
1			2390.000	51.319	20.635	-2.681	54.000	30.684	AV
2		*	2429.394	87.375	56.758	N/A	N/A	30.618	AV

Note: Measure Level (dB μ V/m) = Reading Level (dB μ V) + Factor (dB)

Factor (dB) = Cable Loss (dB) + Antenna Factor (dB/m)

Engineer: Milo Li	
Site: AC1	Time: 2014/09/10 - 11:24
Limit: FCC_Part15.209_RE(3m)	Margin: 0
Probe: BBHA9120D_1-18GHz	Polarity: Horizontal
EUT: Tablet PC	Power: AC 120V/60Hz
Test Mode: 802.11n-HT40 at channel 2452MHz	

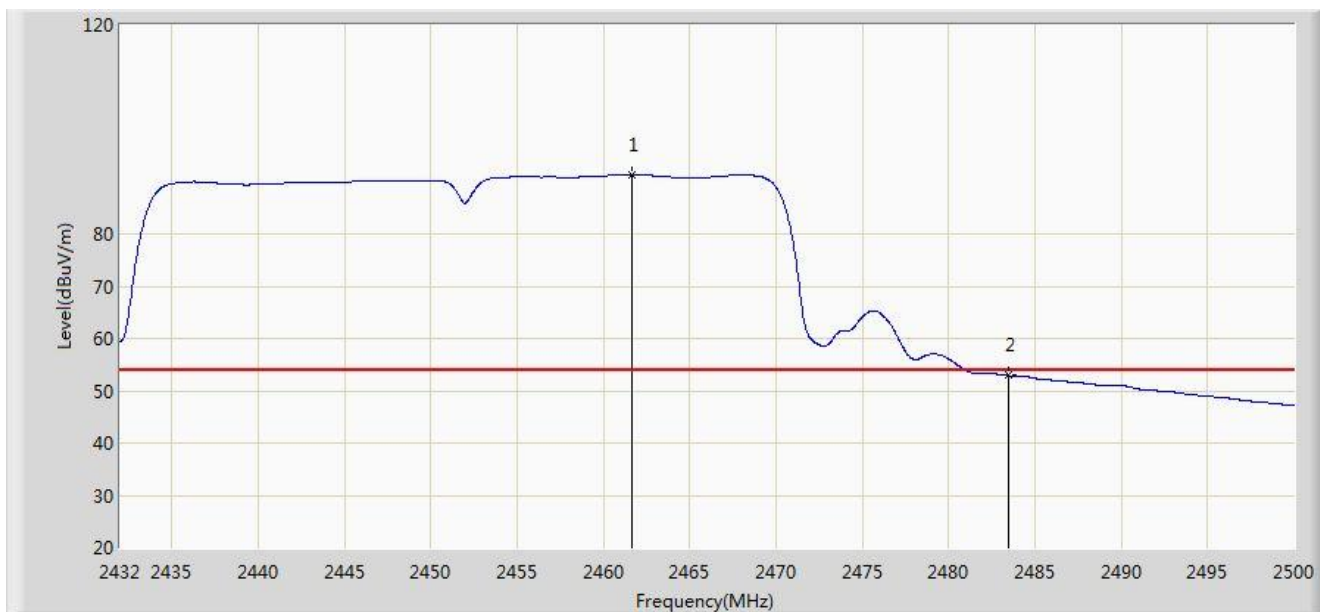


No	Flag	Mark	Frequency (MHz)	Measure Level (dBuV/m)	Reading Level (dBuV)	Over Limit (dB)	Limit (dBuV/m)	Factor (dB)	Type
1		*	2462.226	101.299	70.687	N/A	N/A	30.612	PK
2			2483.500	65.184	34.511	-8.816	74.000	30.673	PK
3			2487.930	67.823	37.137	-6.177	74.000	30.686	PK

Note: Measure Level (dBuV/m) = Reading Level (dBuV) + Factor (dB)

Factor (dB) = Cable Loss (dB) + Antenna Factor (dB/m)

Engineer: Milo Li	
Site: AC1	Time: 2014/09/10 - 11:23
Limit: FCC_Part15.209_RE(3m)	Margin: 0
Probe: BBHA9120D_1-18GHz	Polarity: Horizontal
EUT: Tablet PC	Power: AC 120V/60Hz
Test Mode: 802.11n-HT40 at channel 2452MHz	

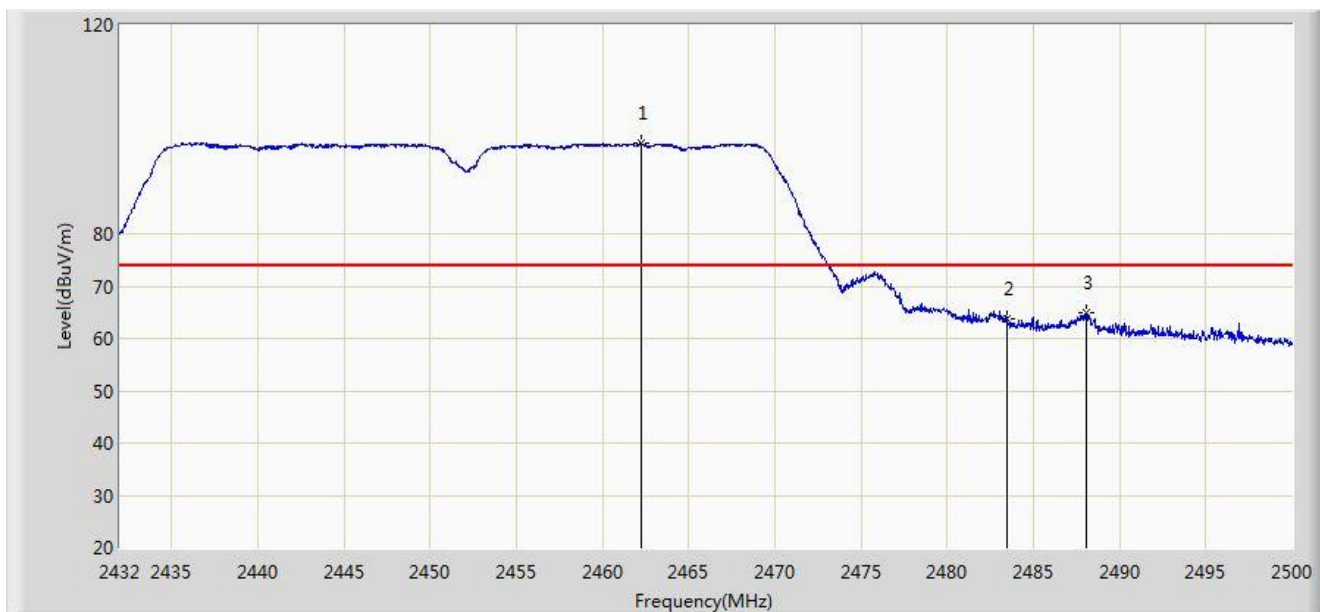


No	Flag	Mark	Frequency (MHz)	Measure Level (dBuV/m)	Reading Level (dBuV)	Over Limit (dB)	Limit (dBuV/m)	Factor (dB)	Type
1		*	2461.682	91.293	60.682	N/A	N/A	30.611	AV
2			2483.500	52.900	22.227	-1.100	54.000	30.673	AV

Note: Measure Level (dB μ V/m) = Reading Level (dB μ V) + Factor (dB)

Factor (dB) = Cable Loss (dB) + Antenna Factor (dB/m)

Engineer: Milo Li	
Site: AC1	Time: 2014/09/10 - 11:25
Limit: FCC_Part15.209_RE(3m)	Margin: 0
Probe: BBHA9120D_1-18GHz	Polarity: Vertical
EUT: Tablet PC	Power: AC 120V/60Hz
Test Mode: 802.11n-HT40 at channel 2452MHz	

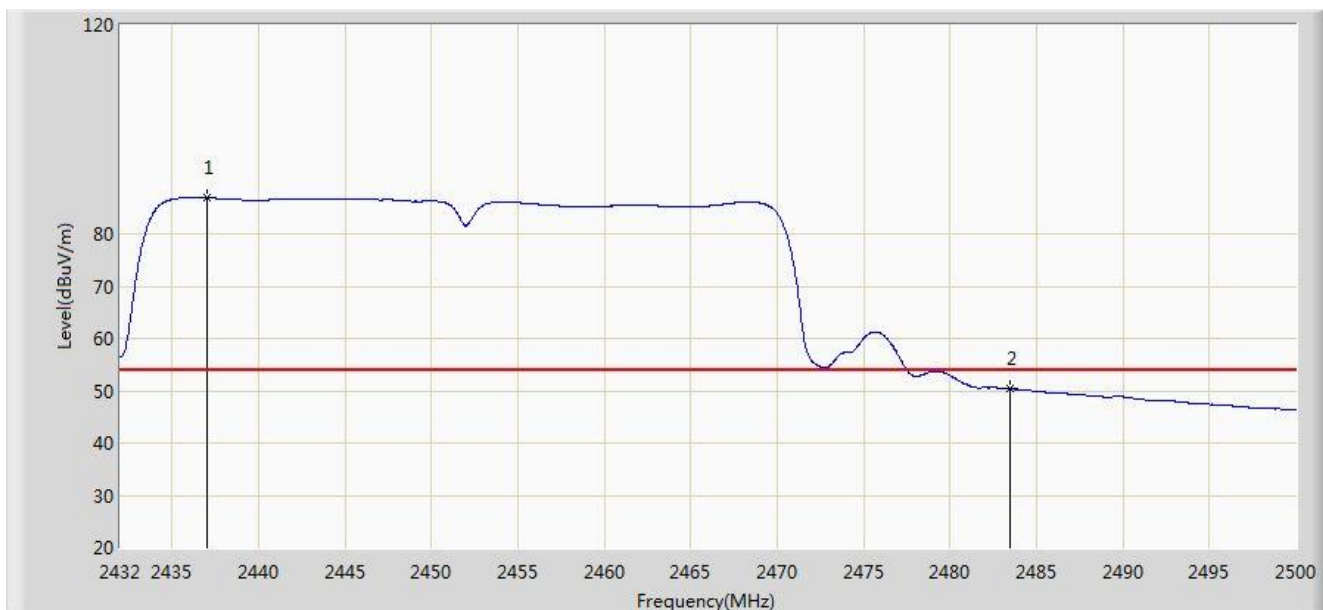


No	Flag	Mark	Frequency (MHz)	Measure Level (dBuV/m)	Reading Level (dBuV)	Over Limit (dB)	Limit (dBuV/m)	Factor (dB)	Type
1		*	2462.226	97.353	66.741	N/A	N/A	30.612	PK
2			2483.500	63.684	33.011	-10.316	74.000	30.673	PK
3			2488.032	64.867	34.181	-9.133	74.000	30.686	PK

Note: Measure Level (dBuV/m) = Reading Level (dBuV) + Factor (dB)

Factor (dB) = Cable Loss (dB) + Antenna Factor (dB/m)

Engineer: Milo Li	
Site: AC1	Time: 2014/09/10 - 11:29
Limit: FCC_Part15.209_RE(3m)	Margin: 0
Probe: BBHA9120D_1-18GHz	Polarity: Vertical
EUT: Tablet PC	Power: AC 120V/60Hz
Test Mode: 802.11n-HT40 at channel 2452MHz	

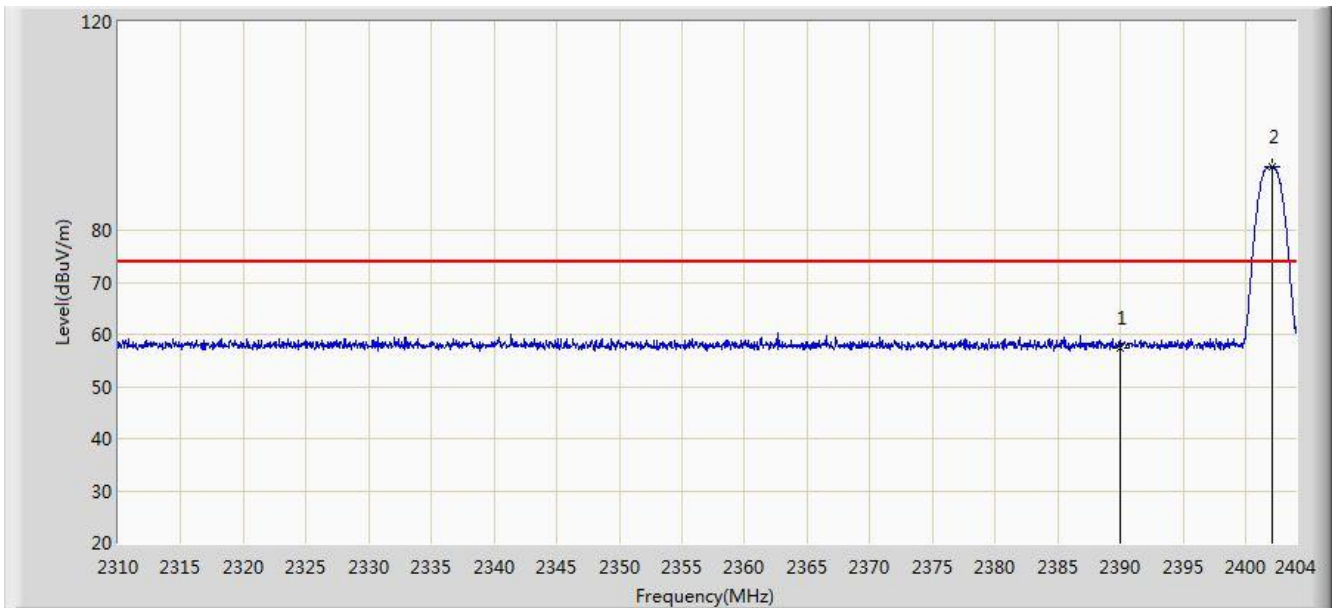


No	Flag	Mark	Frequency (MHz)	Measure Level (dBuV/m)	Reading Level (dBuV)	Over Limit (dB)	Limit (dBuV/m)	Factor (dB)	Type
1		*	2437.032	86.928	56.324	N/A	N/A	30.604	AV
2			2483.500	50.327	19.654	-3.673	54.000	30.673	AV

Note: Measure Level (dB μ V/m) = Reading Level (dB μ V) + Factor (dB)

Factor (dB) = Cable Loss (dB) + Antenna Factor (dB/m)

Engineer: Milo Li	
Site: AC1	Time: 2014/09/16 - 08:57
Limit: FCC_Part15.209_RE(3m)	Margin: 0
Probe: BBHA9120D_1-18GHz	Polarity: Horizontal
EUT: Tablet PC	Power: AC 120V/60Hz
Test Mode: BLE at channel 2402MHz	

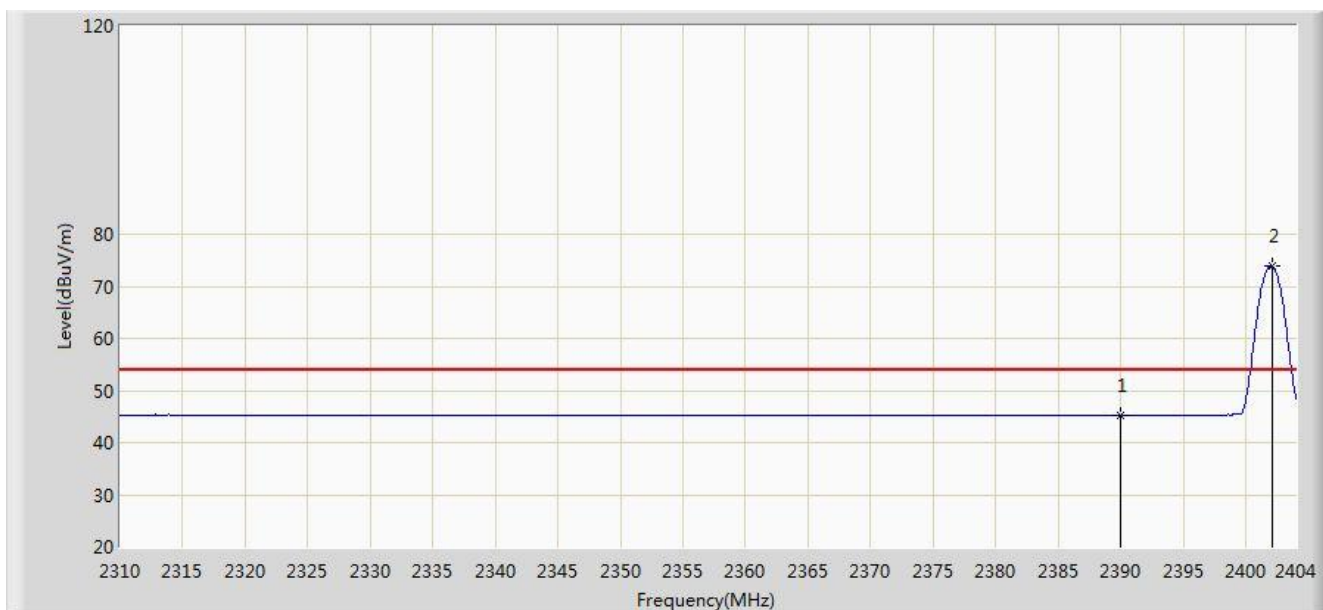


No	Flag	Mark	Frequency (MHz)	Measure Level (dBuV/m)	Reading Level (dBuV)	Over Limit (dB)	Limit (dBuV/m)	Factor (dB)	Type
1			2390.000	57.419	26.735	-16.581	74.000	30.684	PK
2		*	2402.073	92.070	61.409	N/A	N/A	30.661	PK

Note: Measure Level (dB μ V/m) = Reading Level (dB μ V) + Factor (dB)

Factor (dB) = Cable Loss (dB) + Antenna Factor (dB/m)

Engineer: Milo Li	
Site: AC1	Time: 2014/09/16 - 08:58
Limit: FCC_Part15.209_RE(3m)	Margin: 0
Probe: BBHA9120D_1-18GHz	Polarity: Horizontal
EUT: Tablet PC	Power: AC 120V/60Hz
Test Mode: BLE at channel 2402MHz	

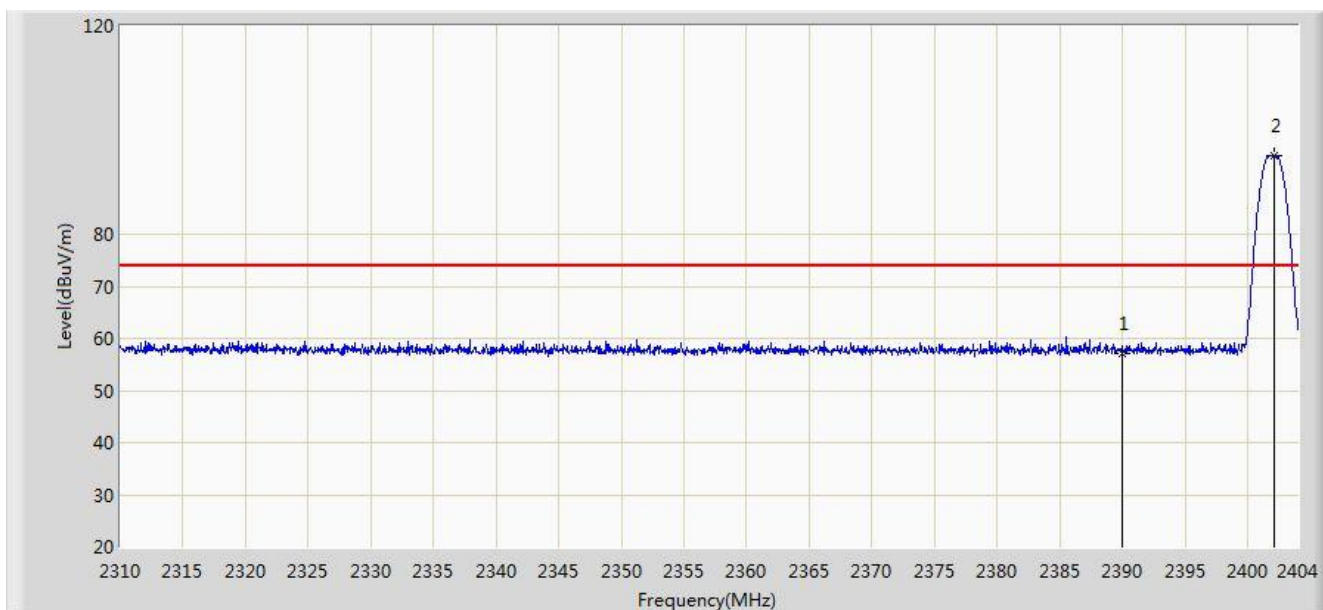


No	Flag	Mark	Frequency (MHz)	Measure Level (dBuV/m)	Reading Level (dBuV)	Over Limit (dB)	Limit (dBuV/m)	Factor (dB)	Type
1			2390.000	45.232	14.548	-8.768	54.000	30.684	AV
2		*	2402.073	73.824	43.163	N/A	N/A	30.661	AV

Note: Measure Level (dB μ V/m) = Reading Level (dB μ V) + Factor (dB)

Factor (dB) = Cable Loss (dB) + Antenna Factor (dB/m)

Engineer: Milo Li	
Site: AC1	Time: 2014/09/16 - 09:00
Limit: FCC_Part15.209_RE(3m)	Margin: 0
Probe: BBHA9120D_1-18GHz	Polarity: Vertical
EUT: Tablet PC	Power: AC 120V/60Hz
Test Mode: BLE at channel 2402Hz	

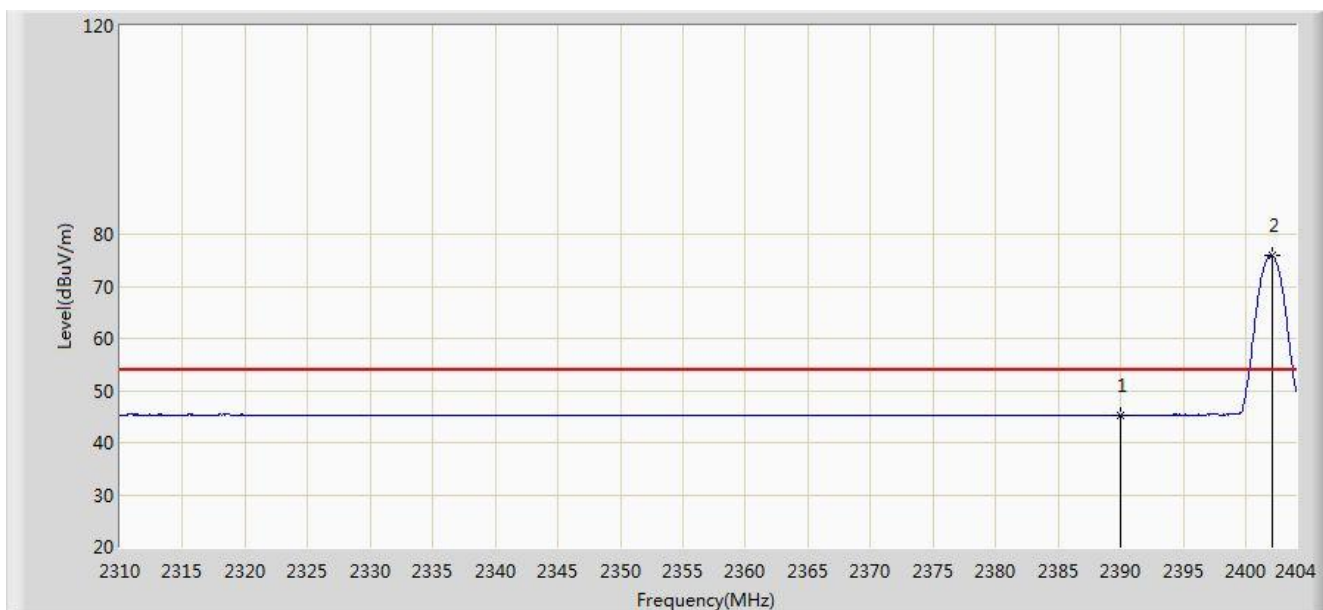


No	Flag	Mark	Frequency (MHz)	Measure Level (dBuV/m)	Reading Level (dBuV)	Over Limit (dB)	Limit (dBuV/m)	Factor (dB)	Type
1			2390.000	57.121	26.437	-16.879	74.000	30.684	PK
2		*	2402.073	95.087	64.426	N/A	N/A	30.661	PK

Note: Measure Level (dB μ V/m) = Reading Level (dB μ V) + Factor (dB)

Factor (dB) = Cable Loss (dB) + Antenna Factor (dB/m)

Engineer: Milo Li	
Site: AC1	Time: 2014/09/16 - 09:01
Limit: FCC_Part15.209_RE(3m)	Margin: 0
Probe: BBHA9120D_1-18GHz	Polarity: Vertical
EUT: Tablet PC	Power: AC 120V/60Hz
Test Mode: BLE at channel 2402MHz	

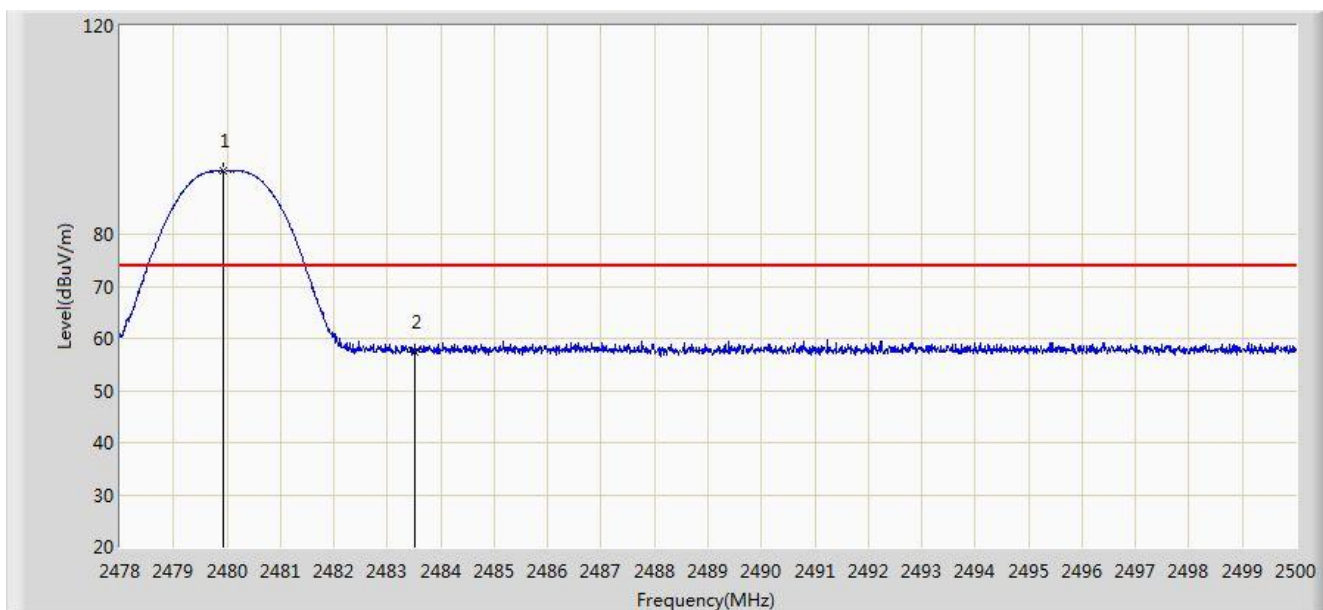


No	Flag	Mark	Frequency (MHz)	Measure Level (dBuV/m)	Reading Level (dBuV)	Over Limit (dB)	Limit (dBuV/m)	Factor (dB)	Type
1			2390.000	45.282	14.598	-8.718	54.000	30.684	AV
2		*	2402.073	75.890	45.229	N/A	N/A	30.661	AV

Note: Measure Level (dB μ V/m) = Reading Level (dB μ V) + Factor (dB)

Factor (dB) = Cable Loss (dB) + Antenna Factor (dB/m)

Engineer: Milo Li	
Site: AC1	Time: 2014/09/16 - 09:09
Limit: FCC_Part15.209_RE(3m)	Margin: 0
Probe: BBHA9120D_1-18GHz	Polarity: Horizontal
EUT: Tablet PC	Power: AC 120V/60Hz
Test Mode: BLE at channel 2480MHz	

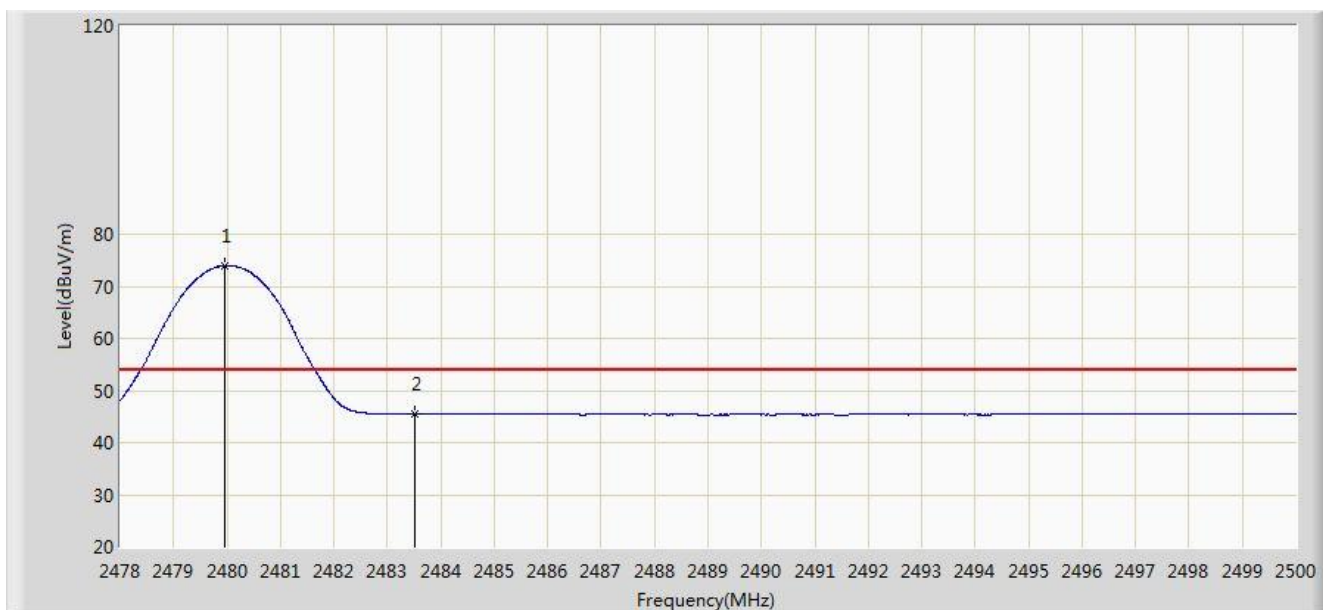


No	Flag	Mark	Frequency (MHz)	Measure Level (dBuV/m)	Reading Level (dBuV)	Over Limit (dB)	Limit (dBuV/m)	Factor (dB)	Type
1		*	2479.936	92.051	61.389	N/A	N/A	30.662	PK
2			2483.500	57.297	26.624	-16.703	74.000	30.673	PK

Note: Measure Level (dB μ V/m) = Reading Level (dB μ V) + Factor (dB)

Factor (dB) = Cable Loss (dB) + Antenna Factor (dB/m)

Engineer: Milo Li	
Site: AC1	Time: 2014/09/16 - 09:09
Limit: FCC_Part15.209_RE(3m)	Margin: 0
Probe: BBHA9120D_1-18GHz	Polarity: Horizontal
EUT: Tablet PC	Power: AC 120V/60Hz
Test Mode: BLE at channel 2480MHz	

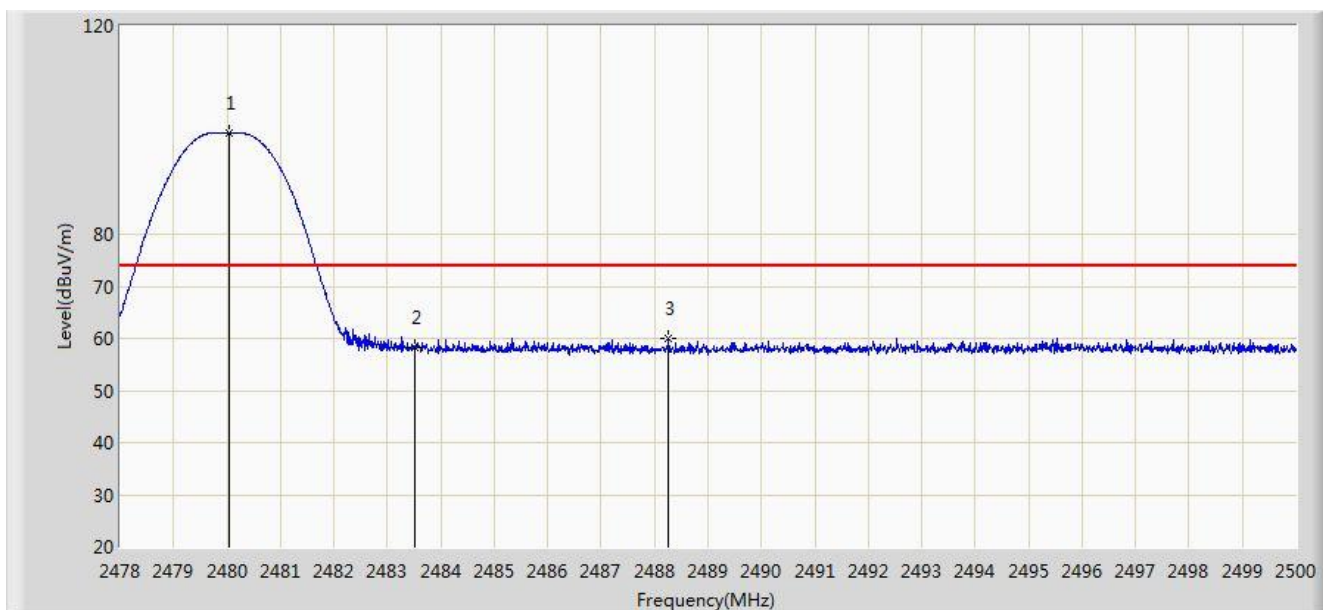


No	Flag	Mark	Frequency (MHz)	Measure Level (dBuV/m)	Reading Level (dBuV)	Over Limit (dB)	Limit (dBuV/m)	Factor (dB)	Type
1		*	2479.947	73.950	43.288	N/A	N/A	30.662	AV
2			2483.500	45.434	14.761	-8.566	54.000	30.673	AV

Note: Measure Level (dB μ V/m) = Reading Level (dB μ V) + Factor (dB)

Factor (dB) = Cable Loss (dB) + Antenna Factor (dB/m)

Engineer: Milo Li	
Site: AC1	Time: 2014/09/16 - 09:10
Limit: FCC_Part15.209_RE(3m)	Margin: 0
Probe: BBHA9120D_1-18GHz	Polarity: Vertical
EUT: Tablet PC	Power: AC 120V/60Hz
Test Mode: BLE at channel 2480MHz	

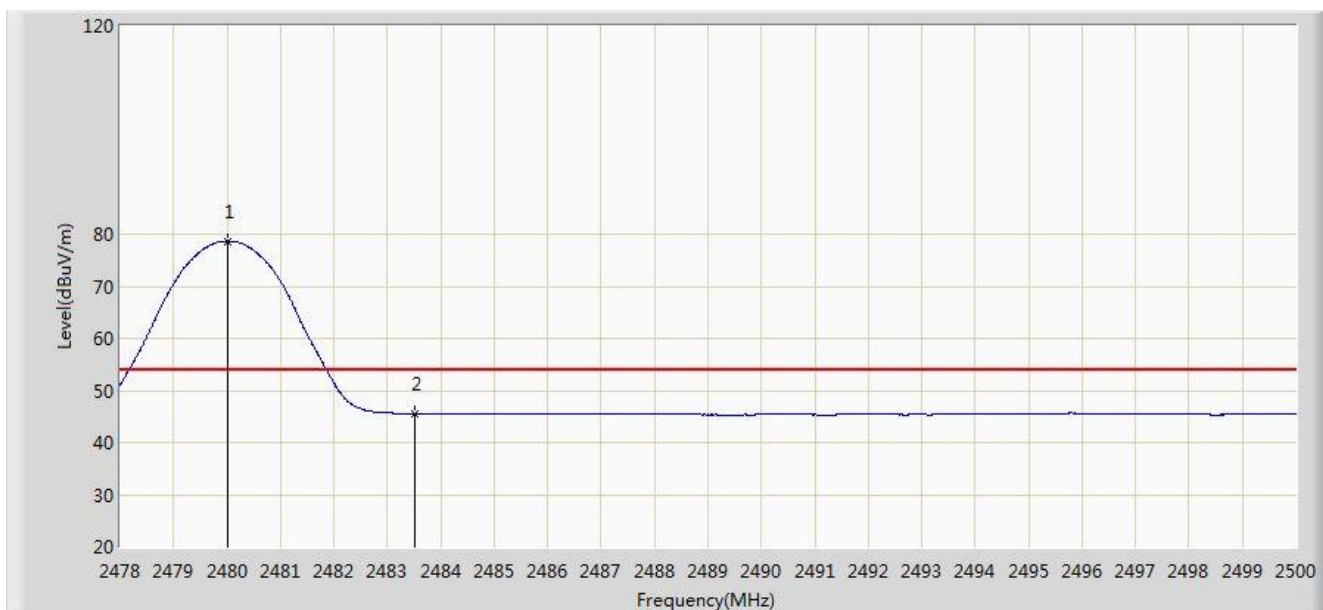


No	Flag	Mark	Frequency (MHz)	Measure Level (dBuV/m)	Reading Level (dBuV)	Over Limit (dB)	Limit (dBuV/m)	Factor (dB)	Type
1		*	2480.046	99.389	68.726	N/A	N/A	30.662	PK
2			2483.500	58.208	27.535	-15.792	74.000	30.673	PK
3			2488.263	59.976	29.289	-14.024	74.000	30.686	PK

Note: Measure Level (dBuV/m) = Reading Level (dBuV) + Factor (dB)

Factor (dB) = Cable Loss (dB) + Antenna Factor (dB/m)

Engineer: Milo Li	
Site: AC1	Time: 2014/09/16 - 09:11
Limit: FCC_Part15.209_RE(3m)	Margin: 0
Probe: BBHA9120D_1-18GHz	Polarity: Vertical
EUT: Tablet PC	Power: AC 120V/60Hz
Test Mode: BLE at channel 2480MHz	



No	Flag	Mark	Frequency (MHz)	Measure Level (dBuV/m)	Reading Level (dBuV)	Over Limit (dB)	Limit (dBuV/m)	Factor (dB)	Type
1		*	2480.002	78.695	48.033	N/A	N/A	30.662	AV
2			2483.500	45.555	14.882	-8.445	54.000	30.673	AV

Note: Measure Level (dB μ V/m) = Reading Level (dB μ V) + Factor (dB)

Factor (dB) = Cable Loss (dB) + Antenna Factor (dB/m)

7.8. AC Conducted Emissions Measurement

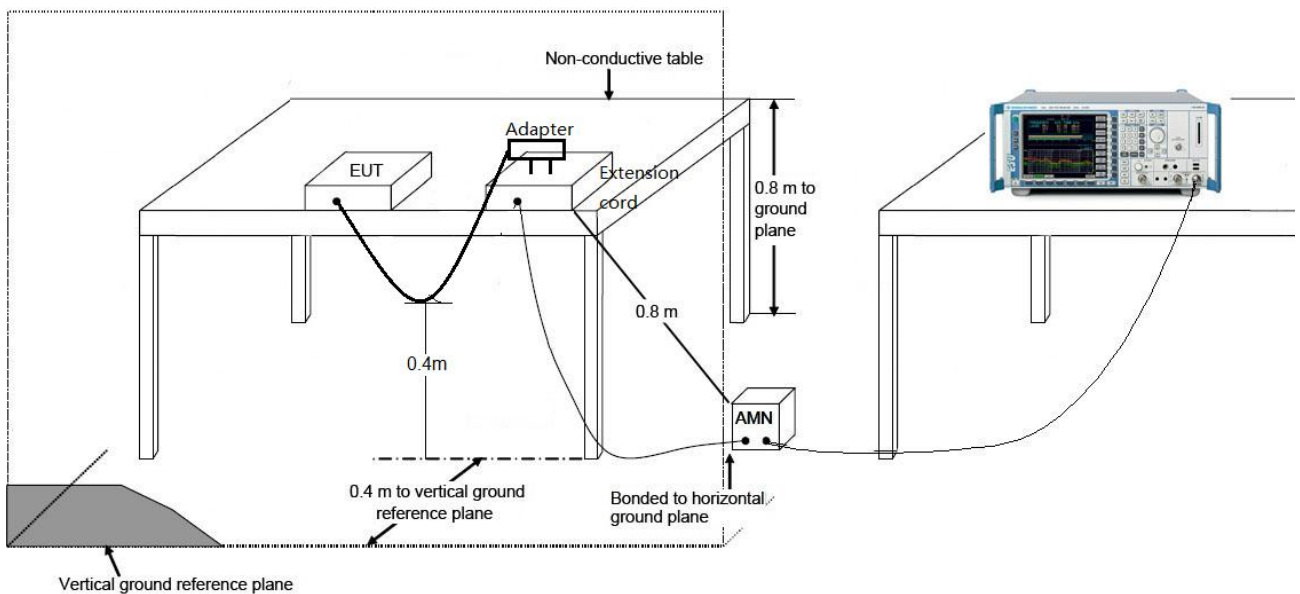
7.8.1. Test Limit

FCC Part 15 Subpart C Paragraph 15.207 Limits		
Frequency (MHz)	QP (dBuV)	AV (dBuV)
0.15 - 0.50	66 - 56	56 - 46
0.50 - 5.0	56	46
5.0 - 30	60	50

Note 1: The lower limit shall apply at the transition frequencies.

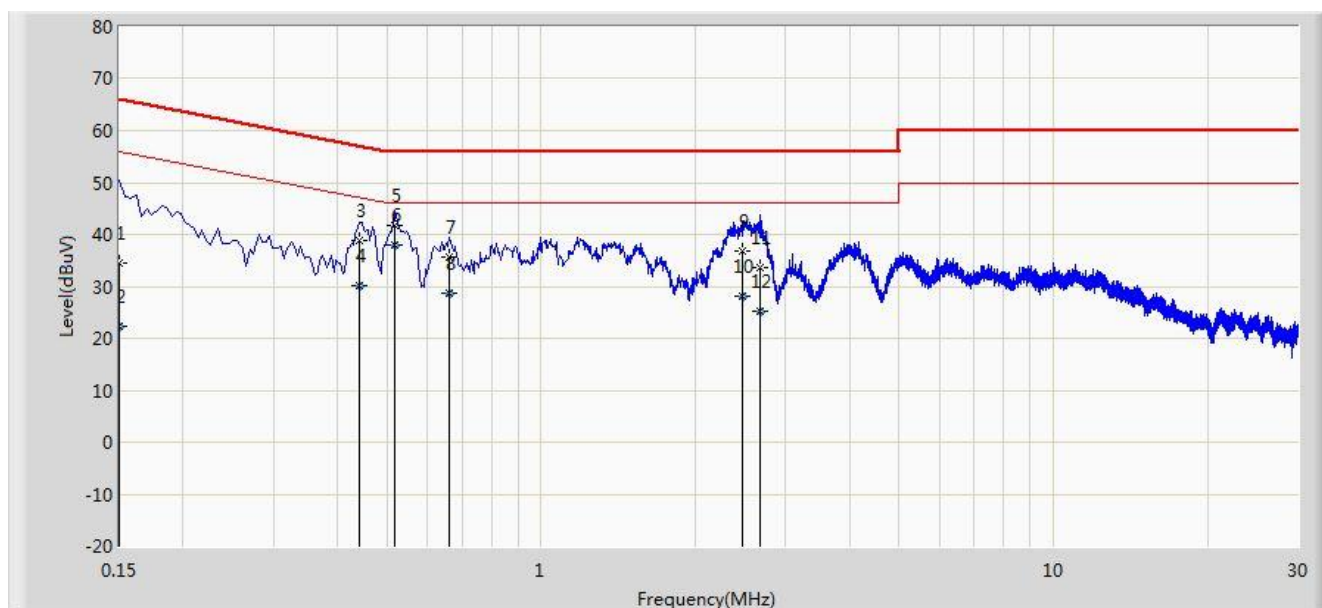
Note 2: The limit decreases linearly with the logarithm of the frequency in the range 0.15MHz to 0.5MHz.

7.8.2. Test Setup



7.8.3. Test Result

Engineer: Milo Li	
Site: SR2	Time: 2014/09/11 - 17:14
Limit: FCC_Part15.207_CE_AC Power	Margin: 0
Probe: ENV216_101683_Filter On	Polarity: Line
EUT: Tablet PC	Power: AC 120V/60Hz
Note: Normal Operation	

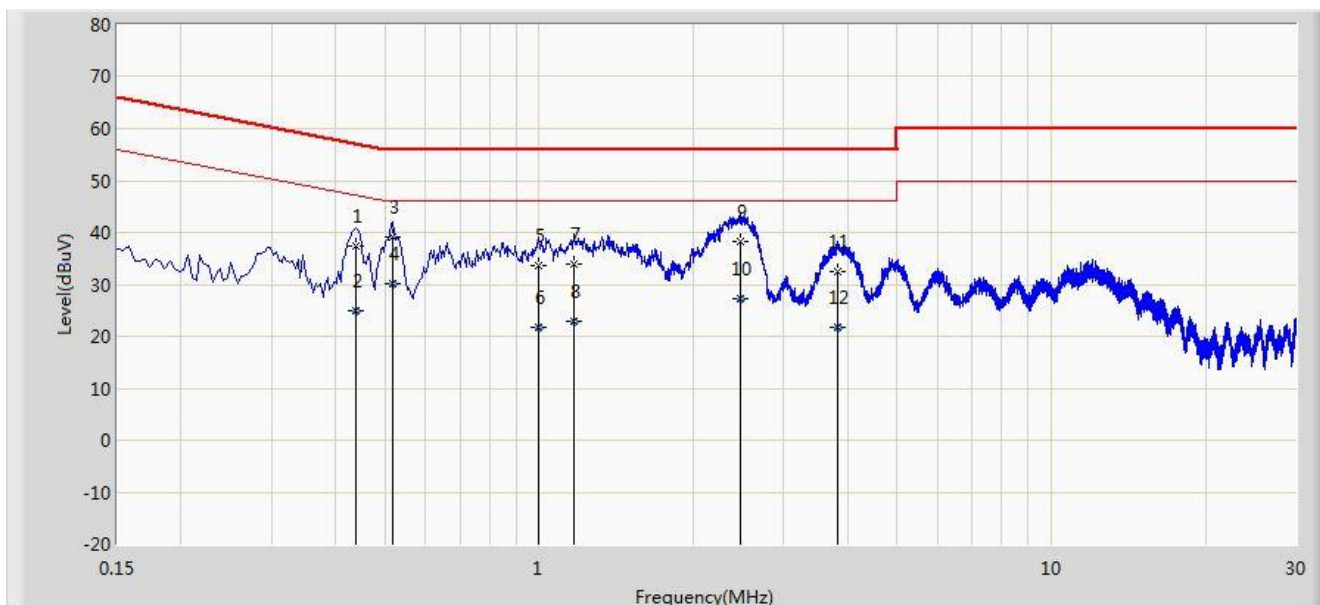


No	Flag	Mark	Frequency (MHz)	Measure Level (dBuV)	Reading Level (dBuV)	Over Limit (dB)	Limit (dBuV)	Factor (dB)	Type
1		*	0.150	34.613	23.444	-31.387	66.000	11.168	QP
2			0.150	22.348	11.180	-33.652	56.000	11.168	AV
3			0.442	38.926	28.806	-18.098	57.024	10.120	QP
4			0.442	30.055	19.935	-16.969	47.024	10.120	AV
5			0.518	41.747	31.591	-14.253	56.000	10.156	QP
6			0.518	37.926	27.770	-8.074	46.000	10.156	AV
7			0.662	35.739	25.656	-20.261	56.000	10.083	QP
8			0.662	28.665	18.582	-17.335	46.000	10.083	AV
9			2.466	36.935	27.077	-19.065	56.000	9.858	QP
10			2.466	28.256	18.397	-17.744	46.000	9.858	AV
11			2.678	33.680	23.828	-22.320	56.000	9.852	QP
12			2.678	25.130	15.278	-20.870	46.000	9.852	AV

Note: Measure Level (dBμV) = Reading Level (dBμV) + Factor (dB)

Factor (dB) = Cable Loss (dB) + LISN Factor (dB).

Engineer: Milo Li	
Site: SR2	Time: 2014/09/11 - 17:25
Limit: FCC_Part15.207_CE_AC Power	Margin: 0
Probe: ENV216_101683_Filter On	Polarity: Neutral
EUT: Tablet PC	Power: AC 120V/60Hz
Note: Normal Operation	



No	Flag	Mark	Frequency (MHz)	Measure Level (dBuV)	Reading Level (dBuV)	Over Limit (dB)	Limit (dBuV)	Factor (dB)	Type
1		*	0.438	37.318	27.178	-19.781	57.100	10.141	QP
2			0.438	25.006	14.865	-22.093	47.100	10.141	AV
3			0.518	39.202	29.027	-16.798	56.000	10.175	QP
4			0.518	30.040	19.865	-15.960	46.000	10.175	AV
5			0.994	33.663	23.751	-22.337	56.000	9.912	QP
6			0.994	21.851	11.939	-24.149	46.000	9.912	AV
7			1.166	33.883	23.979	-22.117	56.000	9.903	QP
8			1.166	23.006	13.102	-22.994	46.000	9.903	AV
9			2.474	38.255	28.394	-17.745	56.000	9.861	QP
10			2.474	27.149	17.288	-18.851	46.000	9.861	AV
11			3.830	32.398	22.433	-23.602	56.000	9.966	QP
12			3.830	21.841	11.875	-24.159	46.000	9.966	AV

Note: Measure Level (dBμV) = Reading Level (dBμV) + Factor (dB)

Factor (dB) = Cable Loss (dB) + LISN Factor (dB)

8. CONCLUSION

The data collected relate only the item(s) tested and show that the **Tablet PC FCC ID:**

WL6-TC80RA1 is in compliance with Part 15C of the FCC Rules.

The End