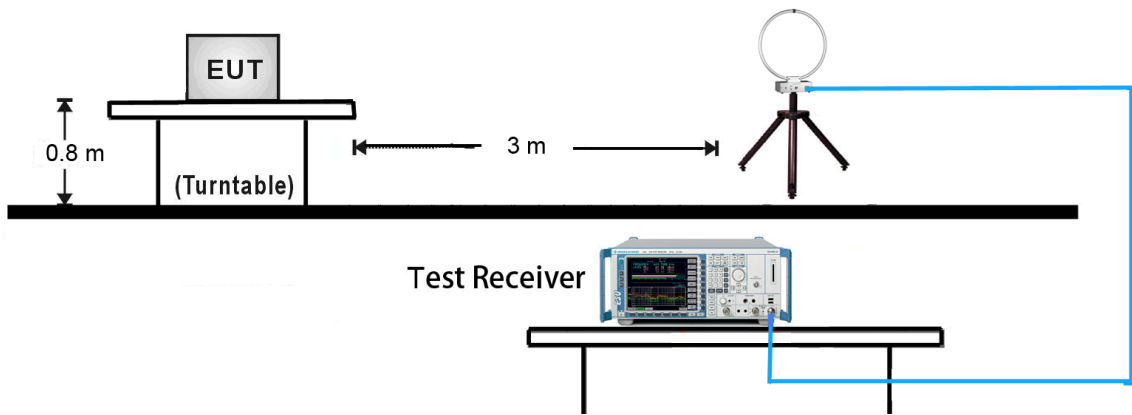
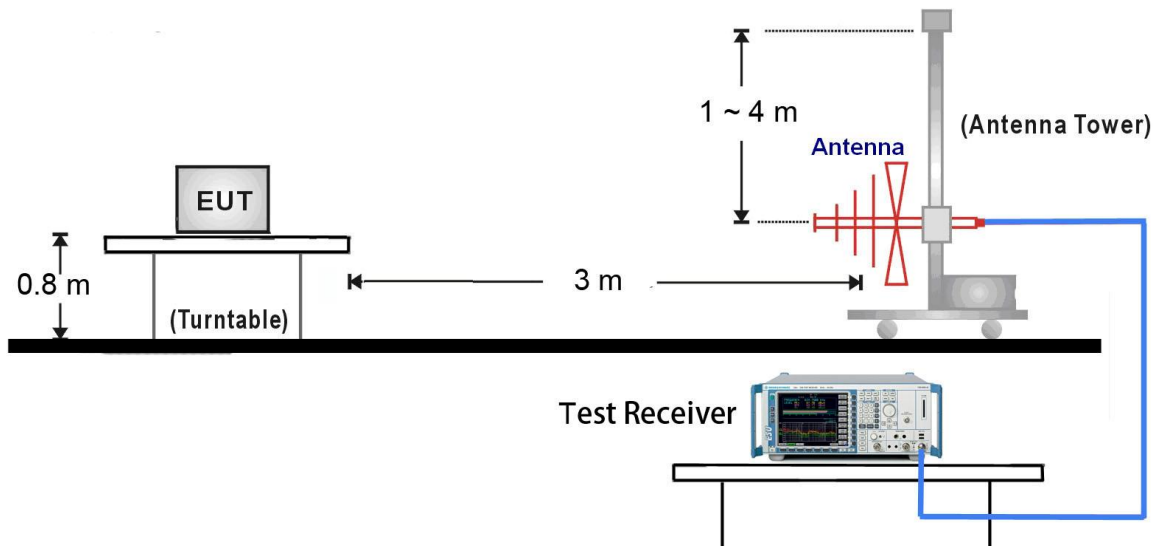


7.9.4. Test Setup

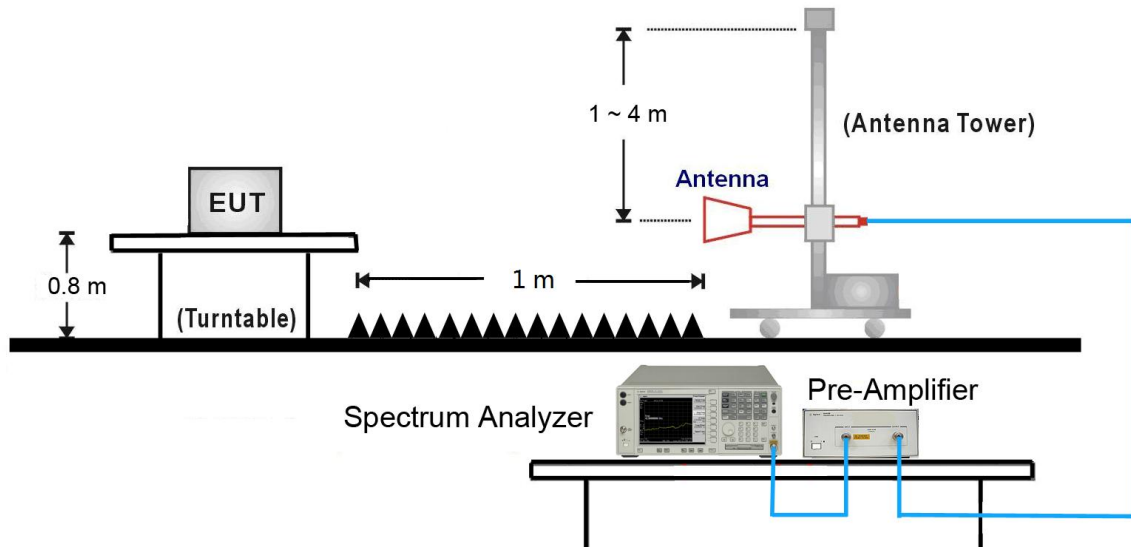
9kHz ~ 30MHz Test Setup:



30MHz ~ 1GHz Test Setup:



1GHz ~ 25GHz Test Setup:



7.9.5. Test Result

Test Mode:	DH5	Test Site:	AC1
Test Channel:	00	Test Engineer:	Roy Cheng
Remark:	1. Average measurement was not performed if peak level lower than average limit. 2. Other frequency was 20dB below limit line within 1-18GHz, there is not show in the report.		

Mark	Frequency (MHz)	Reading Level (dBμV)	Factor (dB)	Measure Level (dBμV/m)	Limit (dBμV/m)	Margin (dB)	Detector	Polarization
	3746.4	36.9	-0.4	36.5	74.0	-37.5	Peak	Horizontal
	4978.3	35.9	3.0	38.9	74.0	-35.1	Peak	Horizontal
*	6235.5	35.4	4.7	40.1	77.7	-37.6	Peak	Horizontal
*	8672.4	35.4	8.9	44.3	77.7	-33.4	Peak	Horizontal
	3746.3	36.9	-0.4	36.5	74.0	-37.5	Peak	Vertical
	4952.4	35.1	2.9	38.0	74.0	-36.0	Peak	Vertical
*	6855.0	35.1	6.3	41.4	77.7	-36.3	Peak	Vertical
*	8743.9	35.2	9.0	44.2	77.7	-33.5	Peak	Vertical

Note 1: "*" is not in restricted band, its limit is 20dBc of the fundamental emission level (97.7dBμV/m).

Note 2: Measure Level (dBμV/m) = Reading Level (dBμV) + Factor (dB)

Factor (dB) = Cable Loss (dB) + Antenna Factor (dB/m) - Pre_Amplifier Gain (dB)

Test Mode:	DH5	Test Site:	AC1
Test Channel:	39	Test Engineer:	Roy Cheng
Remark:	1. Average measurement was not performed if peak level lower than average limit. 2. Other frequency was 20dB below limit line within 1-18GHz, there is not show in the report.		

Mark	Frequency (MHz)	Reading Level (dB μ V)	Factor (dB)	Measure Level (dB μ V/m)	Limit (dB μ V/m)	Margin (dB)	Detector	Polarization
	3746.3	36.6	-0.4	36.2	74.0	-37.8	Peak	Horizontal
	4982.5	35.6	3.0	38.6	74.0	-35.4	Peak	Horizontal
*	6524.5	35.4	5.9	41.3	77.8	-36.5	Peak	Horizontal
*	8652.3	36.2	8.8	45.0	77.8	-32.8	Peak	Horizontal
	3752.4	37.0	-0.4	36.6	74.0	-37.4	Peak	Vertical
	4952.2	35.8	2.9	38.7	74.0	-35.3	Peak	Vertical
*	6253.5	35.6	4.7	40.3	77.8	-37.5	Peak	Vertical
*	8652.2	35.3	8.8	44.1	77.8	-33.7	Peak	Vertical

Note 1: "*" is not in restricted band, its limit is 20dBc of the fundamental emission level (97.8dB μ V/m).

Note 2: Measure Level (dB μ V/m) = Reading Level (dB μ V) + Factor (dB)

Factor (dB) = Cable Loss (dB) + Antenna Factor (dB/m) - Pre_Amplifier Gain (dB)

Test Mode:	DH5	Test Site:	AC1
Test Channel:	78	Test Engineer:	Roy Cheng
Remark:	1. Average measurement was not performed if peak level lower than average limit. 2. Other frequency was 20dB below limit line within 1-18GHz, there is not show in the report.		

Mark	Frequency (MHz)	Reading Level (dB μ V)	Factor (dB)	Measure Level (dB μ V/m)	Limit (dB μ V/m)	Margin (dB)	Detector	Polarization
	3742.6	37.6	-0.4	37.2	74.0	-36.8	Peak	Horizontal
	4873.3	34.8	2.7	37.5	74.0	-36.5	Peak	Horizontal
*	6042.3	35.1	4.1	39.2	77.8	-38.6	Peak	Horizontal
*	8652.4	35.9	8.8	44.7	77.8	-33.1	Peak	Horizontal
	3841.6	36.2	0.0	36.2	74.0	-37.8	Peak	Vertical
	4907.5	34.7	2.7	37.4	74.0	-36.6	Peak	Vertical
*	6258.5	35.2	4.8	40.0	77.8	-37.8	Peak	Vertical
*	8652.5	35.0	8.8	43.8	77.8	-34.0	Peak	Vertical

Note 1: "*" is not in restricted band, its limit is 20dBc of the fundamental emission level (97.8dB μ V/m).

Note 2: Measure Level (dB μ V/m) = Reading Level (dB μ V) + Factor (dB)

Factor (dB) = Cable Loss (dB) + Antenna Factor (dB/m) - Pre_Amplifier Gain (dB)

Test Mode:	2DH5	Test Site:	AC1
Test Channel:	00	Test Engineer:	Roy Cheng
Remark:	1. Average measurement was not performed if peak level lower than average limit. 2. Other frequency was 20dB below limit line within 1-18GHz, there is not show in the report.		

Mark	Frequency (MHz)	Reading Level (dBμV)	Factor (dB)	Measure Level (dBμV/m)	Limit (dBμV/m)	Margin (dB)	Detector	Polarization
	3748.3	36.8	-0.4	36.4	74.0	-37.6	Peak	Horizontal
	4925.4	35.5	2.8	38.3	74.0	-35.7	Peak	Horizontal
*	6534.9	36.2	5.9	42.1	81.3	-39.2	Peak	Horizontal
*	8682.0	35.6	9.0	44.6	81.3	-36.7	Peak	Horizontal
	3742.5	36.8	-0.4	36.4	74.0	-37.6	Peak	Vertical
	4906.4	35.6	2.7	38.3	74.0	-35.7	Peak	Vertical
*	6742.6	36.1	5.7	41.8	81.3	-39.5	Peak	Vertical
*	8626.3	35.8	8.8	44.6	81.3	-36.7	Peak	Vertical

Note 1: "*" is not in restricted band, its limit is 20dBc of the fundamental emission level (101.3dBμV/m).

Note 2: Measure Level (dBμV/m) = Reading Level (dBμV) + Factor (dB)

Factor (dB) = Cable Loss (dB) + Antenna Factor (dB/m) - Pre_Amplifier Gain (dB)

Test Mode:	2DH5	Test Site:	AC1
Test Channel:	39	Test Engineer:	Roy Cheng
Remark:	1. Average measurement was not performed if peak level lower than average limit. 2. Other frequency was 20dB below limit line within 1-18GHz, there is not show in the report.		

Mark	Frequency (MHz)	Reading Level (dB μ V)	Factor (dB)	Measure Level (dB μ V/m)	Limit (dB μ V/m)	Margin (dB)	Detector	Polarization
	3784.3	37.1	-0.3	36.8	74.0	-37.2	Peak	Horizontal
	4762.5	36.4	2.6	39.0	74.0	-35.0	Peak	Horizontal
*	6574.8	34.5	6.0	40.5	80.1	-39.6	Peak	Horizontal
*	8653.3	35.2	8.8	44.0	80.1	-36.1	Peak	Horizontal
	3746.3	36.7	-0.4	36.3	74.0	-37.7	Peak	Vertical
	4952.3	35.8	2.9	38.7	74.0	-35.3	Peak	Vertical
*	6253.5	34.6	4.7	39.3	80.1	-40.8	Peak	Vertical
*	8654.3	35.1	8.8	43.9	80.1	-36.2	Peak	Vertical

Note 1: "*" is not in restricted band, its limit is 20dBc of the fundamental emission level (100.1dB μ V/m).

Note 2: Measure Level (dB μ V/m) = Reading Level (dB μ V) + Factor (dB)

Factor (dB) = Cable Loss (dB) + Antenna Factor (dB/m) - Pre_Amplifier Gain (dB)

Test Mode:	2DH5	Test Site:	AC1
Test Channel:	78	Test Engineer:	Roy Cheng
Remark:	1. Average measurement was not performed if peak level lower than average limit. 2. Other frequency was 20dB below limit line within 1-18GHz, there is not show in the report.		

Mark	Frequency (MHz)	Reading Level (dB μ V)	Factor (dB)	Measure Level (dB μ V/m)	Limit (dB μ V/m)	Margin (dB)	Detector	Polarization
	3756.6	36.7	-0.4	36.3	74.0	-37.7	Peak	Horizontal
	4972.5	35.2	3.0	38.2	74.0	-35.8	Peak	Horizontal
*	6358.9	35.0	5.2	40.2	78.6	-38.4	Peak	Horizontal
*	8743.6	34.9	9.0	43.9	78.6	-34.7	Peak	Horizontal
	3748.2	36.9	-0.4	36.5	74.0	-37.5	Peak	Vertical
	4864.6	34.6	2.7	37.3	74.0	-36.7	Peak	Vertical
*	6283.7	34.9	4.9	39.8	78.6	-38.8	Peak	Vertical
*	8748.2	35.4	9.0	44.4	78.6	-34.2	Peak	Vertical

Note 1: "*" is not in restricted band, its limit is 20dBc of the fundamental emission level (98.6dB μ V/m).

Note 2: Measure Level (dB μ V/m) = Reading Level (dB μ V) + Factor (dB)

Factor (dB) = Cable Loss (dB) + Antenna Factor (dB/m) - Pre_Amplifier Gain (dB)

Test Mode:	3DH5	Test Site:	AC1
Test Channel:	00	Test Engineer:	Roy Cheng
Remark:	1. Average measurement was not performed if peak level lower than average limit. 2. Other frequency was 20dB below limit line within 1-18GHz, there is not show in the report.		

Mark	Frequency (MHz)	Reading Level (dB μ V)	Factor (dB)	Measure Level (dB μ V/m)	Limit (dB μ V/m)	Margin (dB)	Detector	Polarization
	3762.3	37.5	-0.4	37.1	74.0	-36.9	Peak	Horizontal
	4983.7	34.9	3.0	37.9	74.0	-36.1	Peak	Horizontal
*	6288.0	35.9	4.9	40.8	81.2	-40.4	Peak	Horizontal
*	8625.5	35.8	8.8	44.6	81.2	-36.6	Peak	Horizontal
	3762.7	37.5	-0.3	37.2	74.0	-36.8	Peak	Vertical
	4976.3	35.0	3.0	38.0	74.0	-36.0	Peak	Vertical
*	6843.3	35.1	6.3	41.4	81.2	-39.8	Peak	Vertical
*	8674.2	35.0	8.9	43.9	81.2	-37.3	Peak	Vertical

Note 1: "*" is not in restricted band, its limit is 20dBc of the fundamental emission level (101.2dB μ V/m).

Note 2: Measure Level (dB μ V/m) = Reading Level (dB μ V) + Factor (dB)

Factor (dB) = Cable Loss (dB) + Antenna Factor (dB/m) - Pre_Amplifier Gain (dB)

Test Mode:	3DH5	Test Site:	AC1
Test Channel:	39	Test Engineer:	Roy Cheng
Remark:	1. Average measurement was not performed if peak level lower than average limit. 2. Other frequency was 20dB below limit line within 1-18GHz, there is not show in the report.		

Mark	Frequency (MHz)	Reading Level (dB μ V)	Factor (dB)	Measure Level (dB μ V/m)	Limit (dB μ V/m)	Margin (dB)	Detector	Polarization
	3753.3	36.6	-0.4	36.2	74.0	-37.8	Peak	Horizontal
	4972.4	35.3	3.0	38.3	74.0	-35.7	Peak	Horizontal
*	6057.3	34.7	4.1	38.8	81.2	-42.4	Peak	Horizontal
*	8614.3	35.9	8.8	44.7	81.2	-36.5	Peak	Horizontal
	3745.3	36.6	-0.4	36.2	74.0	-37.8	Peak	Vertical
	4972.3	35.4	3.0	38.4	74.0	-35.6	Peak	Vertical
*	6053.3	35.3	4.1	39.4	81.2	-41.8	Peak	Vertical
*	8674.2	35.3	8.9	44.2	81.2	-37.0	Peak	Vertical

Note 1: "*" is not in restricted band, its limit is 20dBc of the fundamental emission level (101.2dB μ V/m).

Note 2: Measure Level (dB μ V/m) = Reading Level (dB μ V) + Factor (dB)

Factor (dB) = Cable Loss (dB) + Antenna Factor (dB/m) - Pre_Amplifier Gain (dB)

Test Mode:	3DH5	Test Site:	AC1
Test Channel:	78	Test Engineer:	Roy Cheng
Remark:	1. Average measurement was not performed if peak level lower than average limit. 2. Other frequency was 20dB below limit line within 1-18GHz, there is not show in the report.		

Mark	Frequency (MHz)	Reading Level (dB μ V)	Factor (dB)	Measure Level (dB μ V/m)	Limit (dB μ V/m)	Margin (dB)	Detector	Polarization
	3748.5	35.7	-0.4	35.3	74.0	-38.7	Peak	Horizontal
	4982.3	34.8	3.0	37.8	74.0	-36.2	Peak	Horizontal
*	6284.7	35.1	4.9	40.0	81.3	-41.3	Peak	Horizontal
*	8652.4	33.8	8.8	42.6	81.3	-38.7	Peak	Horizontal
	3785.0	36.6	-0.3	36.3	74.0	-37.7	Peak	Vertical
	4952.6	34.9	2.9	37.8	74.0	-36.2	Peak	Vertical
*	6425.9	34.8	5.6	40.4	81.3	-40.9	Peak	Vertical
*	8653.7	35.4	8.8	44.2	81.3	-37.1	Peak	Vertical

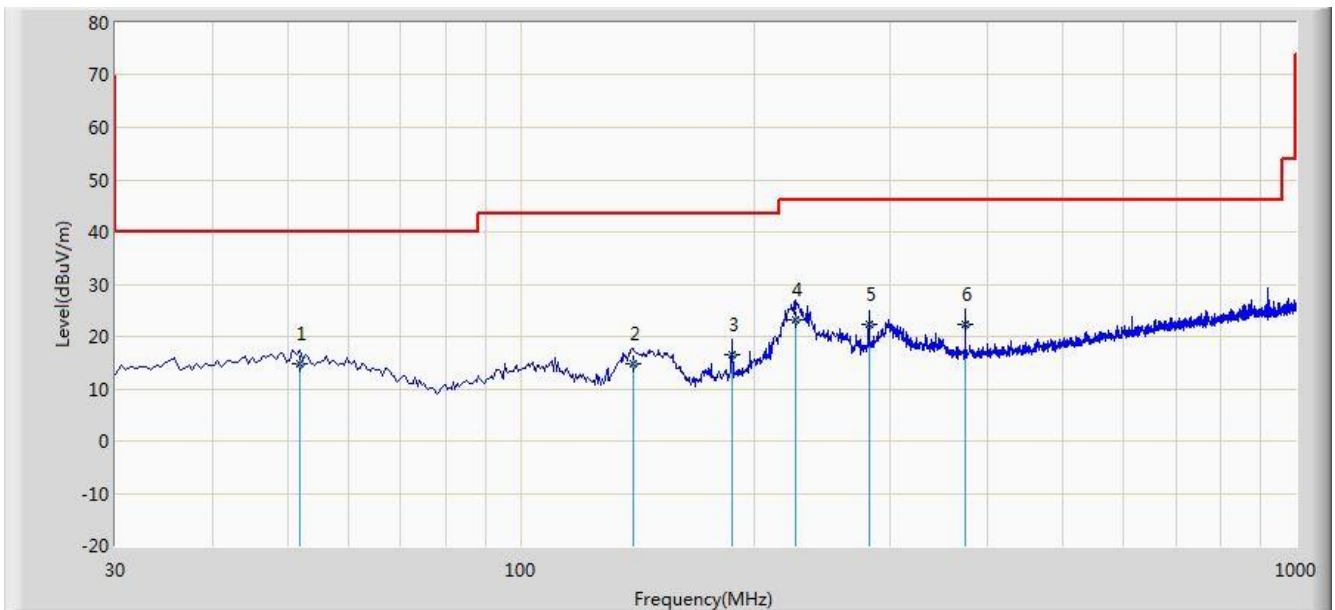
Note 1: "*" is not in restricted band, its limit is 20dBc of the fundamental emission level (101.3dB μ V/m).

Note 2: Measure Level (dB μ V/m) = Reading Level (dB μ V) + Factor (dB)

Factor (dB) = Cable Loss (dB) + Antenna Factor (dB/m) - Pre_Amplifier Gain (dB)

The worst case of Radiated Emission 9KHz ~ 1GHz and 18GHz ~ 25GHz:

Site: AC1	Time: 2015/04/20 - 13:38
Limit: FCC_Part15.209_RE(3m)	Engineer: Roy Cheng
Probe: VULB9162_0.03-8GHz	Polarity: Horizontal
EUT: Tablet PC	Power: AC 120V/60Hz
Worse Case Mode: DH5 at Channel 2402MHz	

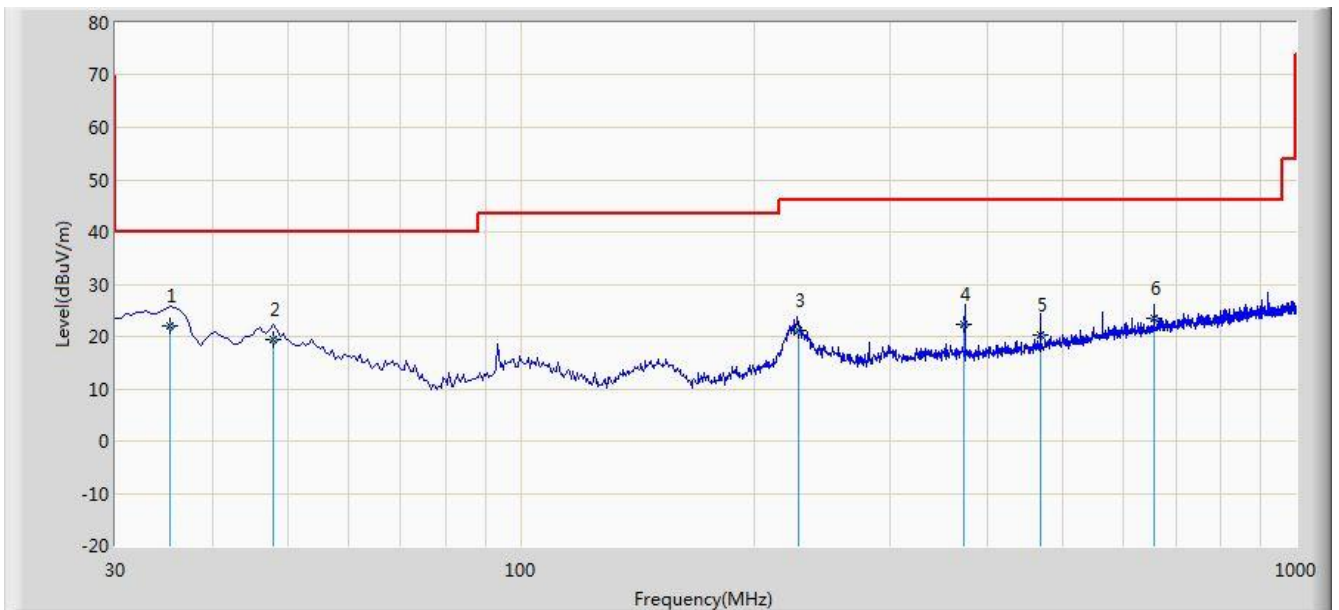


No	Flag	Mark	Frequency (MHz)	Measure Level (dBuV/m)	Reading Level (dBuV)	Over Limit (dB)	Limit (dBuV/m)	Factor (dB)	Type
1			51.825	14.901	0.024	-25.099	40.000	14.877	QP
2			139.620	14.716	5.224	-28.784	43.500	9.492	QP
3			187.140	16.540	5.024	-26.960	43.500	11.516	QP
4		*	226.425	23.231	10.365	-22.769	46.000	12.866	QP
5			281.835	22.320	8.154	-23.680	46.000	14.166	QP
6			374.835	22.400	6.250	-23.600	46.000	16.150	QP

Note: Measure Level (dBuV/m) = Reading Level (dBuV) + Factor (dB)

Factor (dB) = Cable Loss (dB) + Antenna Factor (dB/m)

Site: AC1	Time: 2015/04/20 - 15:42
Limit: FCC_Part15.209_RE(3m)	Engineer: Roy Cheng
Probe: VULB9162_0.03-8GHz	Polarity: Vertical
EUT: Tablet PC	Power: AC 120V/60Hz
Worse Case Mode: DH5 at Channel 2402MHz	

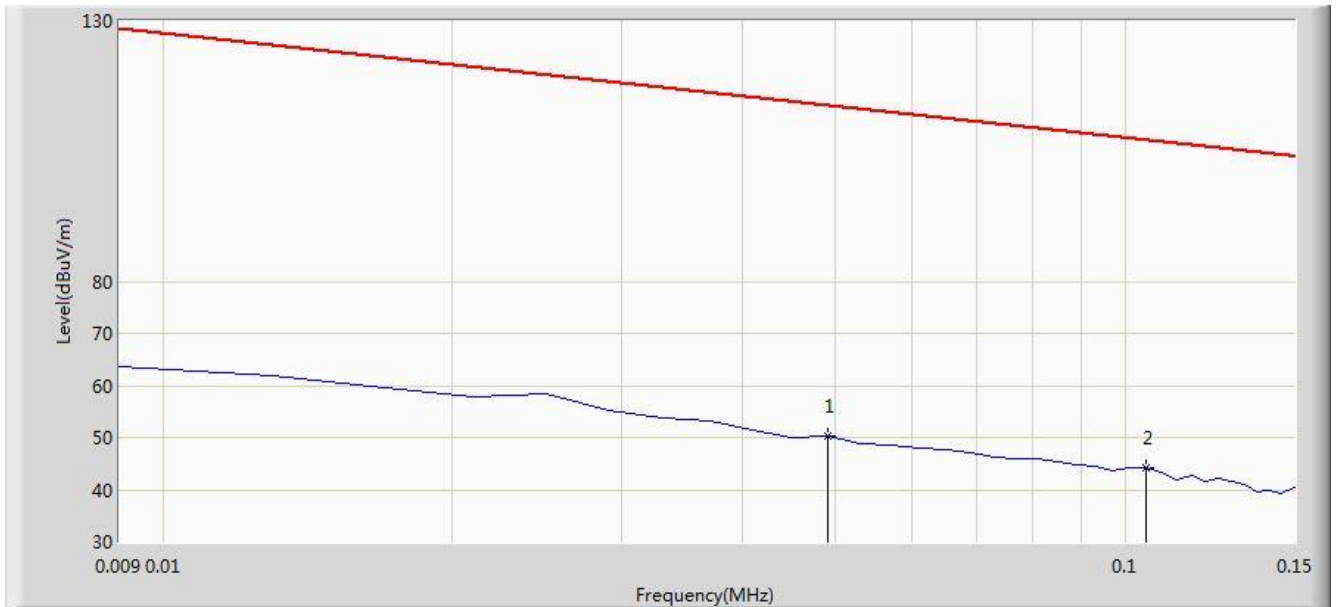


No	Flag	Mark	Frequency (MHz)	Measure Level (dBuV/m)	Reading Level (dBuV)	Over Limit (dB)	Limit (dBuV/m)	Factor (dB)	Type
1		*	35.335	21.949	8.972	-18.051	40.000	12.977	QP
2			47.945	19.489	4.550	-20.511	40.000	14.939	QP
3			227.935	21.189	8.254	-24.811	46.000	12.935	QP
4			372.835	22.374	6.254	-23.626	46.000	16.121	QP
5			468.925	20.236	2.550	-25.764	46.000	17.686	QP
6			656.135	23.341	2.656	-22.659	46.000	20.684	QP

Note: Measure Level (dBuV/m) = Reading Level (dBuV) + Factor (dB)

Factor (dB) = Cable Loss (dB) + Antenna Factor (dB/m)

Site: AC1	Time: 2015/04/18 - 15:34
Limit: FCC_Part15.209_RE(3m)	Engineer: Roy Cheng
Probe: FMZB1519_0.009-30MHz	Polarity: Face On
EUT: Tablet PC	Power: AC 120V/60Hz
Note: There is the ambient noise within frequency range 9kHz~30MHz.	



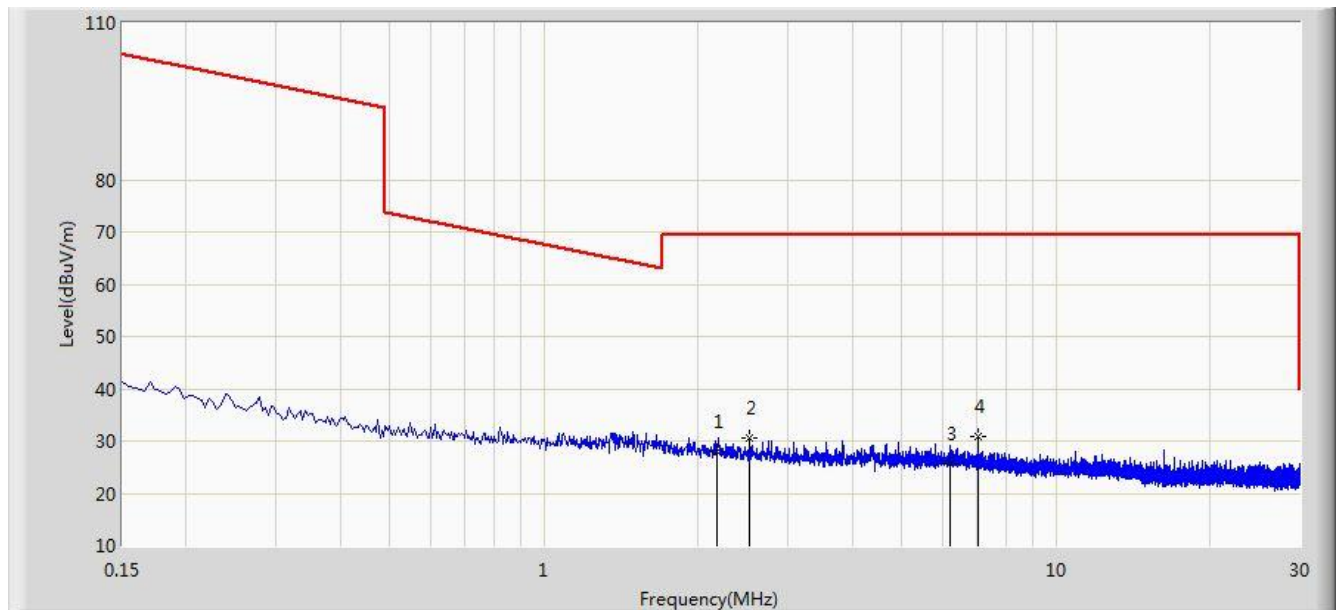
No	Flag	Mark	Frequency (MHz)	Measure Level (dBuV/m)	Reading Level (dBuV)	Over Limit (dB)	Limit (dBuV/m)	Factor (dB)	Type
1			0.049	50.367	29.861	-63.422	113.789	20.505	QP
2			0.105	44.143	23.996	-63.029	107.173	20.147	QP

Note: Measure Level (dB μ V/m) = Reading Level (dB μ V) + Factor (dB)

Factor (dB) = Cable Loss (dB) + Antenna Factor (dB/m)

Site: AC1	Time: 2015/04/18 - 15:45
Limit: FCC_Part15.209_RE(3m)	Engineer: Roy Cheng
Probe: FMZB1519_0.009-30MHz	Polarity: Face On
EUT: Tablet PC	Power: AC 120V/60Hz

Note: There is the ambient noise within frequency range 9kHz~30MHz.



No	Flag	Mark	Frequency (MHz)	Measure Level (dBuV/m)	Reading Level (dBuV)	Over Limit (dB)	Limit (dBuV/m)	Factor (dB)	Type
1			2.175	27.894	7.735	-46.106	69.500	20.159	QP
2		*	2.513	30.495	10.336	-56.705	87.200	20.159	QP
3			6.216	25.672	5.318	-48.328	69.500	20.354	QP
4		*	7.041	30.974	10.579	-56.226	87.200	20.395	QP

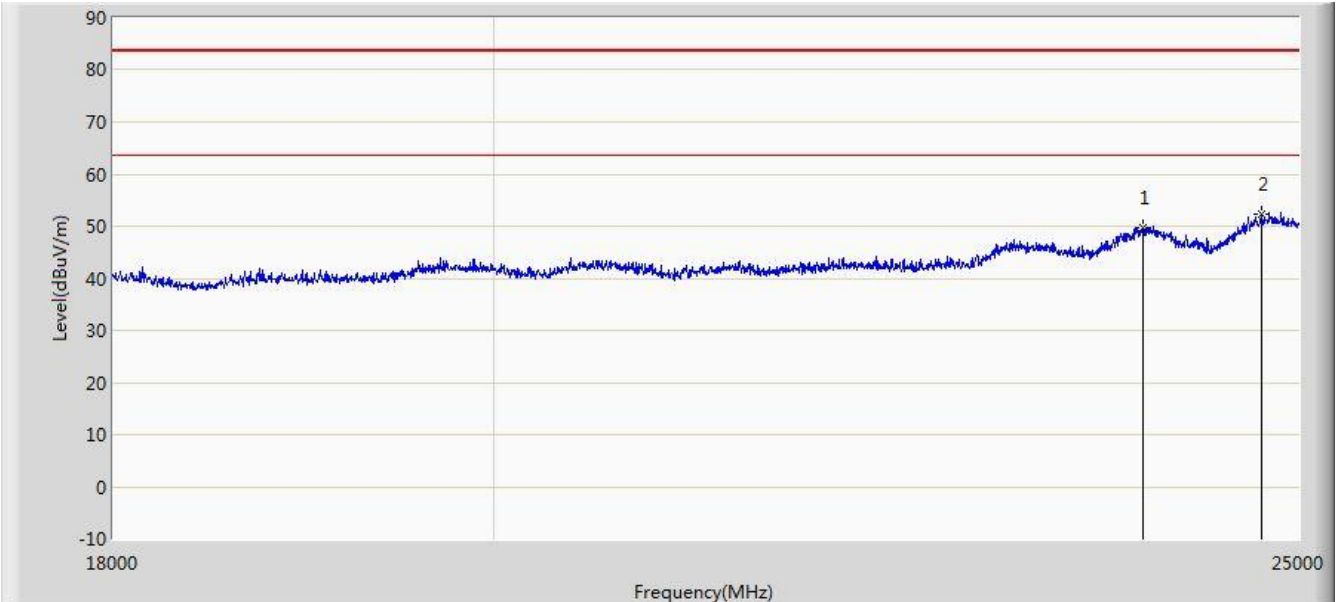
Note 1: Measure Level (dBuV/m) = Reading Level (dBuV) + Factor (dB)

Note 2: Factor (dB) = Cable Loss (dB) + Antenna Factor (dB/m)

Note 3: "*" is not in restricted band, its limit is 20dBc of the fundamental emission level (107.2dBuV/m), Attenuation below the general limits specified in § 15.209(a) is not required

Note 4: Limit@3m = 20*Log(30uV/m) + 40*Log(30m/3m) = 69.5dBuV/m (QP detector).

Site: AC1	Time: 2015/04/20 - 10:21
Limit: FCC_Part15.209_RE(1m)	Engineer: Roy Cheng
Probe: BBHA9170_18-40GHz	Polarity: Horizontal
EUT: Tablet PC	Power: AC 120V/60Hz
Note: There is the ambient noise within frequency range 18GHz~25GHz.	



No	Flag	Mark	Frequency (MHz)	Measure Level (dBuV/m)	Reading Level (dBuV)	Over Limit (dB)	Limit (dBuV/m)	Factor (dB)	Type
1			23943.000	49.776	35.866	-24.224	83.500	13.910	PK
2		*	24741.000	52.375	37.681	-34.825	87.200	14.694	PK

Note 1: Measure Level (dB μ V/m) = Reading Level (dB μ V) + Factor (dB)

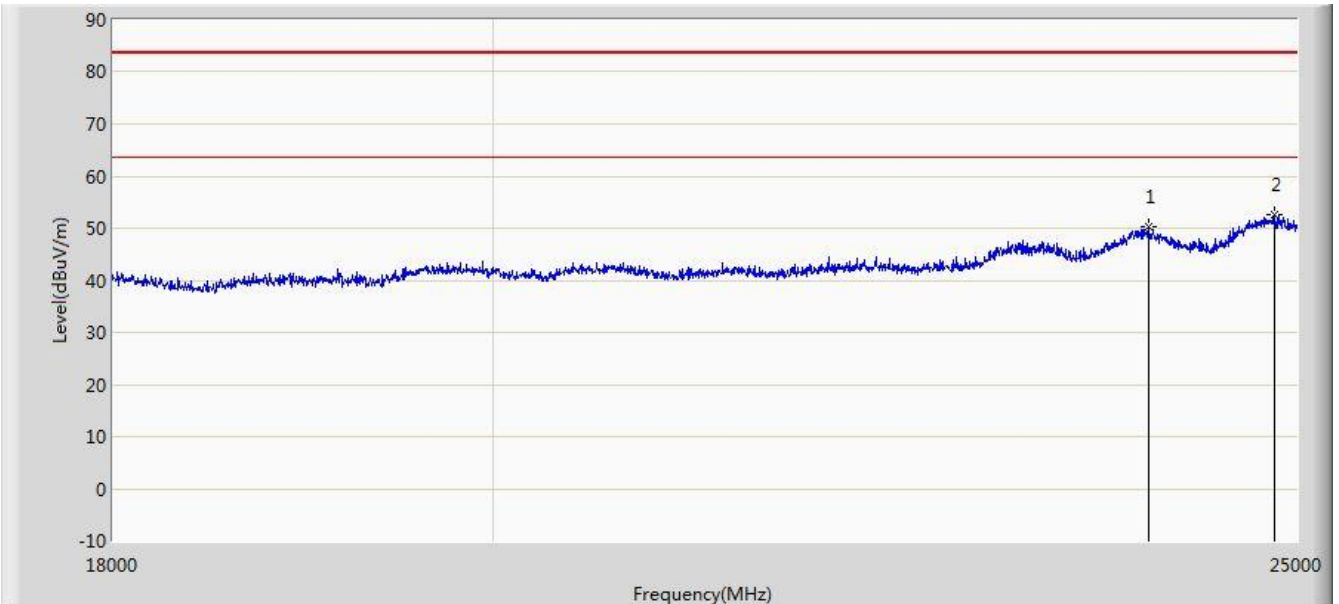
Note 2: Factor (dB) = Cable Loss (dB) + Antenna Factor (dB/m) - Pre_Amplifier Gain (dB)

Note 3: "*" is not in restricted band, its limit is 20dBc of the fundamental emission level (107.2dB μ V/m),

Attenuation below the general limits specified in § 15.209(a) is not required

Note 4: Limit@1m = 20*Log(500uV/m) + 20*Log(3m/1m) = 63.5dB μ V/m (Average detector), and 83.5dB μ V/m (Peak detector).

Site: AC1	Time: 2015/04/20 - 10:21
Limit: FCC_Part15.209_RE(1m)	Engineer: Roy Cheng
Probe: BBHA9170_18-40GHz	Polarity: Vertical
EUT: Tablet PC	Power: AC 120V/60Hz
Note: There is the ambient noise within frequency range 18GHz~25GHz.	



No	Flag	Mark	Frequency (MHz)	Measure Level (dBuV/m)	Reading Level (dBuV)	Over Limit (dB)	Limit (dBuV/m)	Factor (dB)	Type
1			23999.000	50.379	36.435	-33.121	83.500	13.944	PK
2		*	24846.000	52.503	37.735	-34.697	87.200	14.768	PK

Note 1: Measure Level (dB μ V/m) = Reading Level (dB μ V) + Factor (dB)

Note 2: Factor (dB) = Cable Loss (dB) + Antenna Factor (dB/m) - Pre_Amplifier Gain (dB)

Note 3: "*" is not in restricted band, its limit is 20dBc of the fundamental emission level (107.2dB μ V/m),

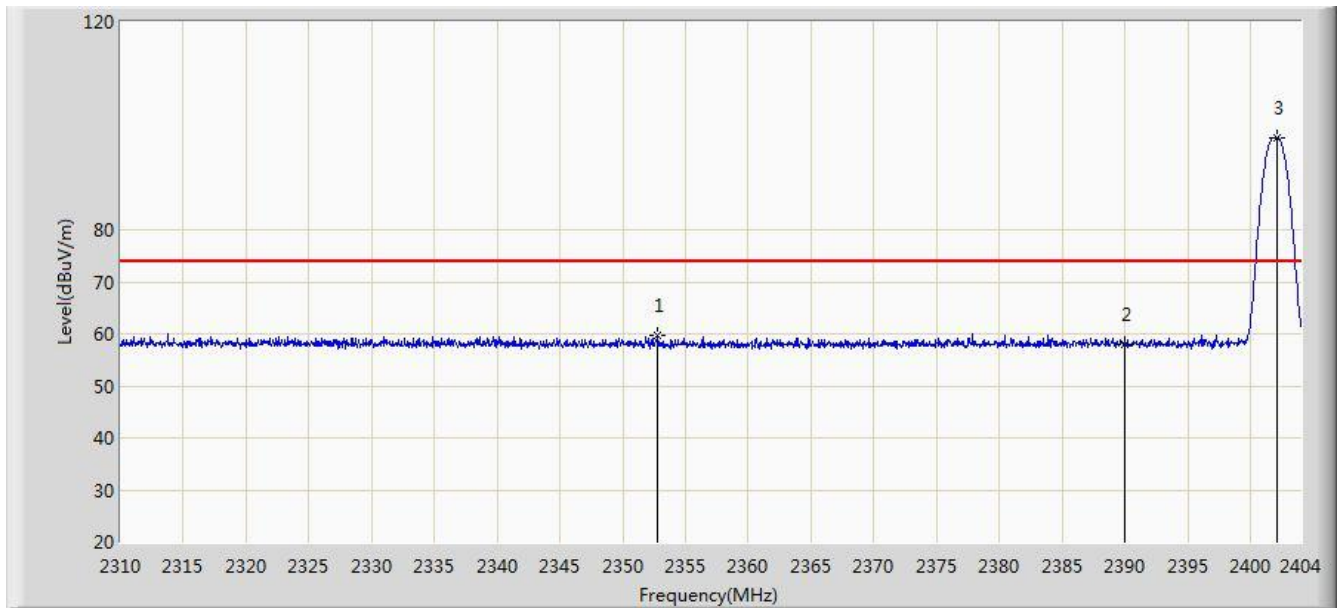
Attenuation below the general limits specified in § 15.209(a) is not required

Note 4: Limit@1m = 20*Log(500uV/m) + 20*Log(3m/1m) = 63.5dB μ V/m (Average detector), and 83.5dB μ V/m (Peak detector).

7.10. Radiated Restricted Band Edge Measurement

7.10.1. Test Result

Site: AC1	Time: 2015/04/20 - 21:20
Limit: FCC_Part15.209_RE(3m)	Engineer: Roy Cheng
Probe: BBHA9120D_1-18GHz	Polarity: Horizontal
EUT: Tablet PC	Power: AC 120V/60Hz
Test Mode: Transmit at channel 2402MHz by DH5	

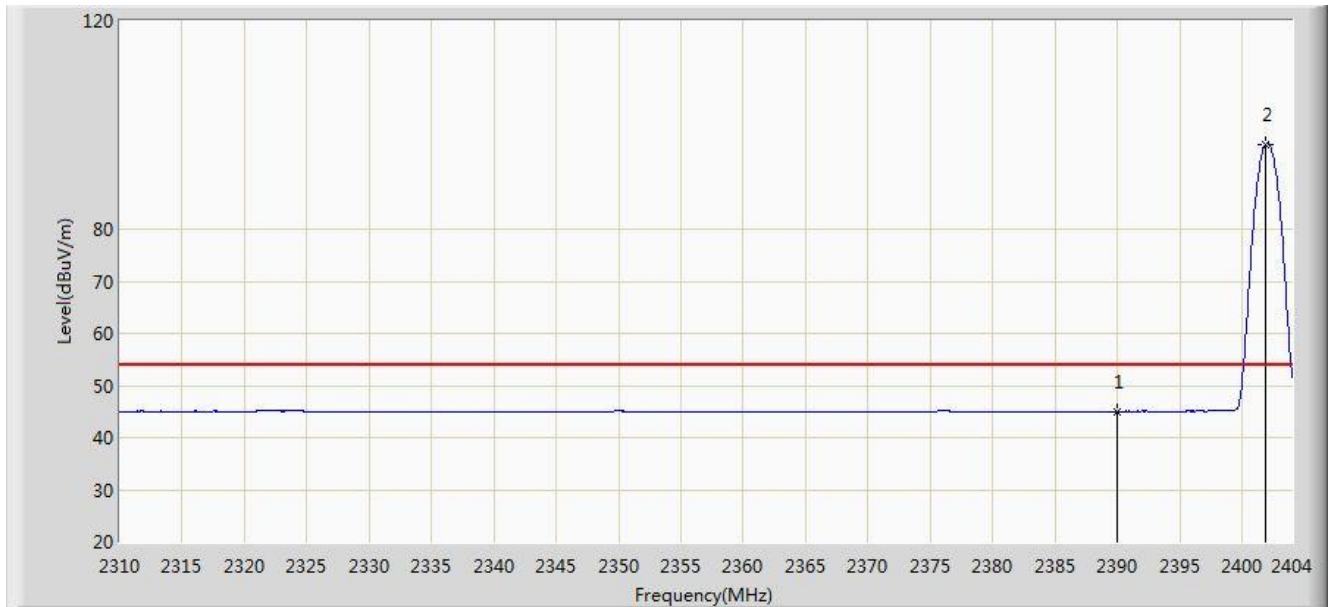


No	Flag	Mark	Frequency (MHz)	Measure Level (dBuV/m)	Reading Level (dBuV)	Over Limit (dB)	Limit (dBuV/m)	Factor (dB)	Type
1			2352.817	59.783	28.501	-14.217	74.000	31.282	PK
2			2390.000	58.104	26.901	-15.896	74.000	31.203	PK
3		*	2402.073	97.679	66.495	N/A	N/A	31.184	PK

Note: Measure Level (dB μ V/m) = Reading Level (dB μ V) + Factor (dB) (dB)

Factor (dB) (dB) = Cable Loss (dB) + Antenna Factor (dB) (dB/m)

Site: AC1	Time: 2015/04/20 - 21:24
Limit: FCC_Part15.209_RE(3m)	Engineer: Roy Cheng
Probe: BBHA9120D_1-18GHz	Polarity: Horizontal
EUT: Tablet PC	Power: AC 120V/60Hz
Test Mode: Transmit at channel 2402MHz by DH5	

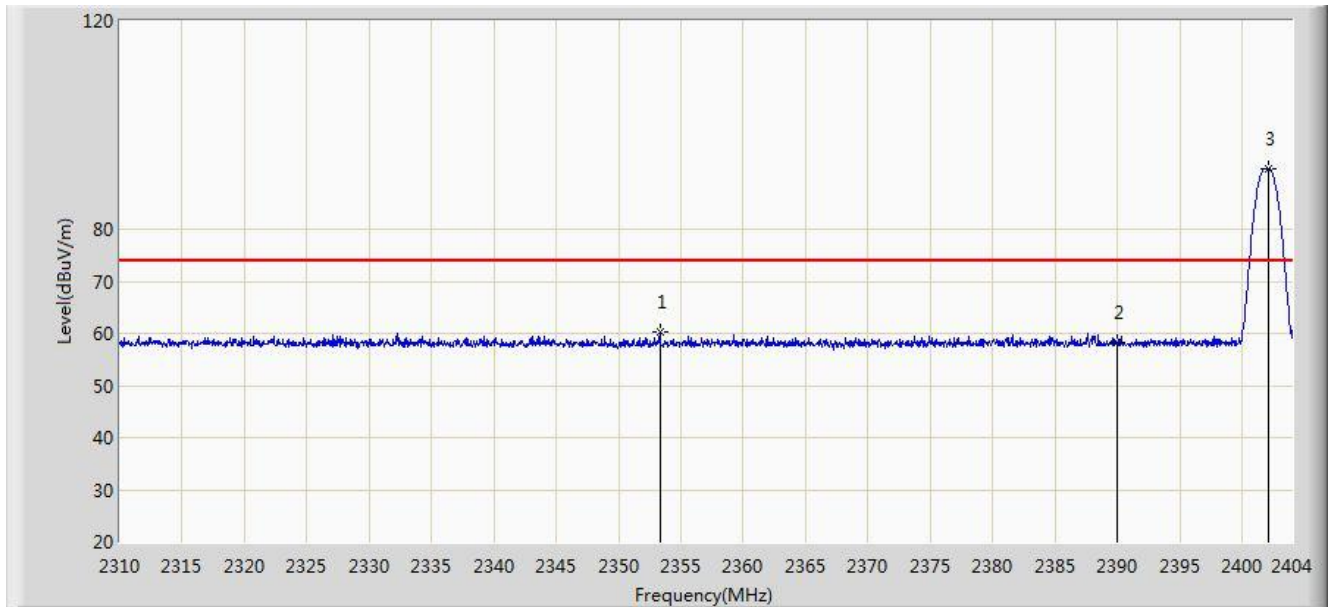


No	Flag	Mark	Frequency (MHz)	Measure Level (dBuV/m)	Reading Level (dBuV)	Over Limit (dB)	Limit (dBuV/m)	Factor (dB)	Type
1			2390.000	45.008	13.805	-8.992	54.000	31.203	AV
2		*	2401.932	96.338	65.154	N/A	N/A	31.184	AV

Note: Measure Level (dB μ V/m) = Reading Level (dB μ V) + Factor (dB) (dB)

Factor (dB) (dB) = Cable Loss (dB) + Antenna Factor (dB) (dB/m)

Site: AC1	Time: 2015/04/20 - 21:24
Limit: FCC_Part15.209_RE(3m)	Engineer: Roy Cheng
Probe: BBHA9120D_1-18GHz	Polarity: Vertical
EUT: Tablet PC	Power: AC 120V/60Hz
Test Mode: Transmit at channel 2402MHz by DH5	

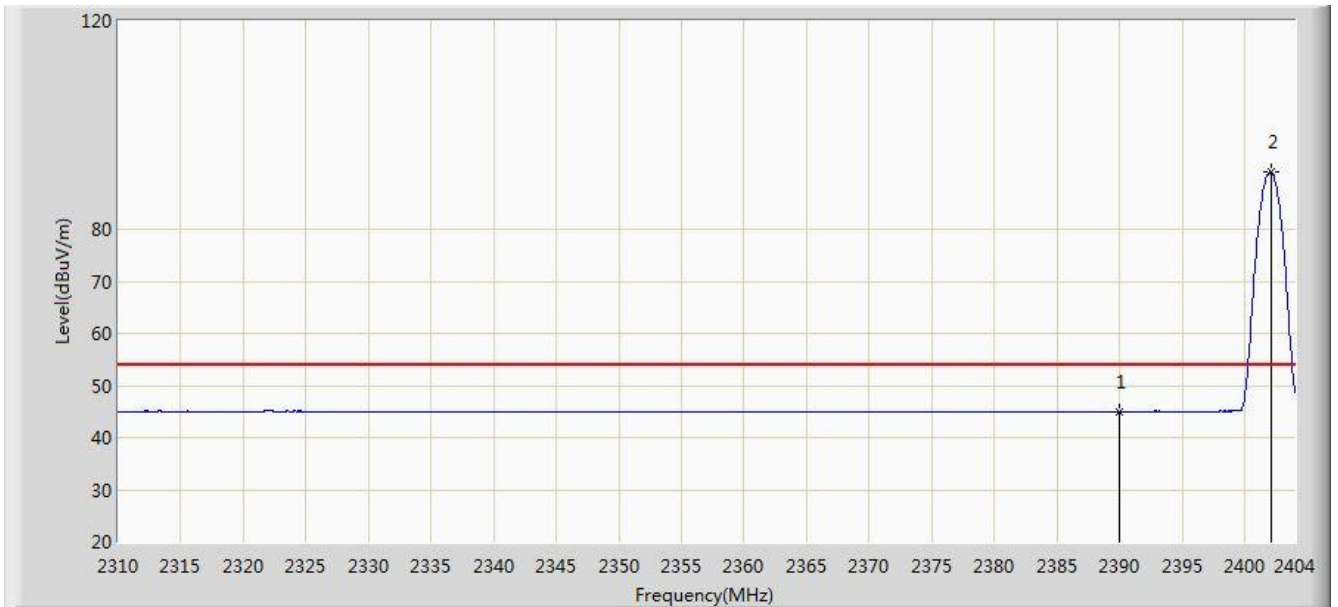


No	Flag	Mark	Frequency (MHz)	Measure Level (dBuV/m)	Reading Level (dBuV)	Over Limit (dB)	Limit (dBuV/m)	Factor (dB)	Type
1			2353.334	60.411	29.131	-13.589	74.000	31.280	PK
2			2390.000	58.175	26.972	-15.825	74.000	31.203	PK
3		*	2402.073	91.684	60.500	N/A	N/A	31.184	PK

Note: Measure Level (dB μ V/m) = Reading Level (dB μ V) + Factor (dB) (dB)

Factor (dB) (dB) = Cable Loss (dB) + Antenna Factor (dB) (dB/m)

Site: AC1	Time: 2015/04/20 - 21:27
Limit: FCC_Part15.209_RE(3m)	Engineer: Roy Cheng
Probe: BBHA9120D_1-18GHz	Polarity: Vertical
EUT: Tablet PC	Power: AC 120V/60Hz
Test Mode: Transmit at channel 2402MHz by DH5	

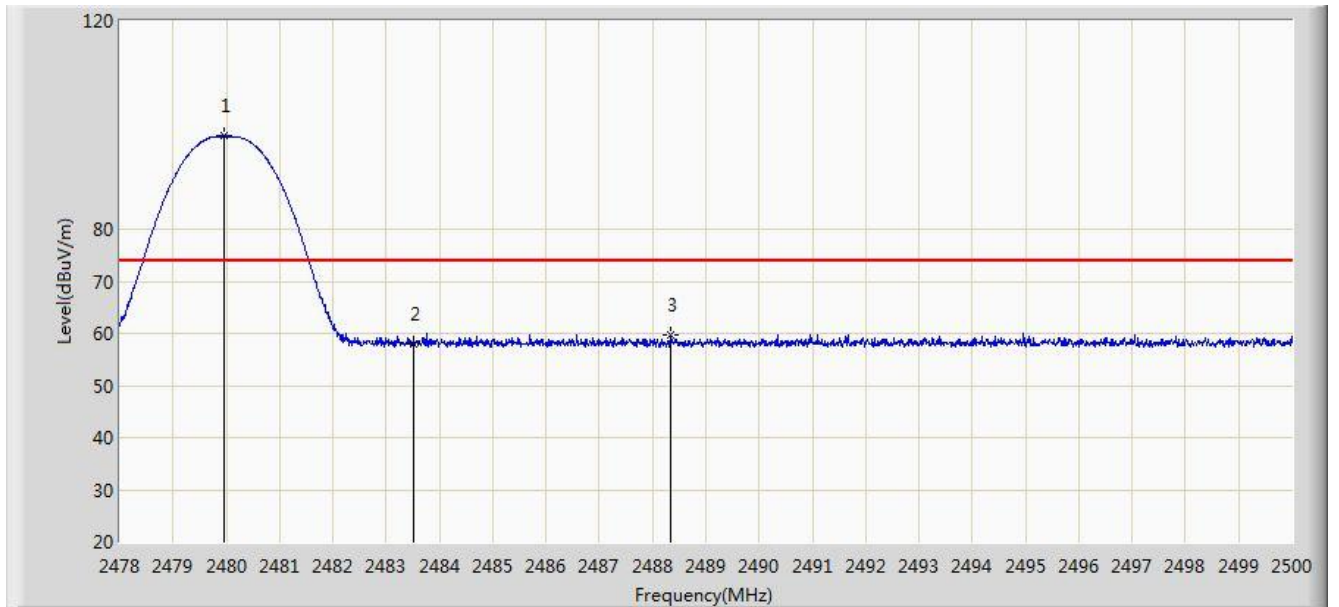


No	Flag	Mark	Frequency (MHz)	Measure Level (dBuV/m)	Reading Level (dBuV)	Over Limit (dB)	Limit (dBuV/m)	Factor (dB)	Type
1			2390.000	44.984	13.781	-9.016	54.000	31.203	AV
2		*	2402.073	90.883	59.699	N/A	N/A	31.184	AV

Note: Measure Level (dB μ V/m) = Reading Level (dB μ V) + Factor (dB) (dB)

Factor (dB) (dB) = Cable Loss (dB) + Antenna Factor (dB) (dB/m)

Site: AC1	Time: 2015/04/20 - 21:27
Limit: FCC_Part15.209_RE(3m)	Engineer: Roy Cheng
Probe: BBHA9120D_1-18GHz	Polarity: Horizontal
EUT: Tablet PC	Power: AC 120V/60Hz
Test Mode: Transmit at channel 2480MHz by DH5	

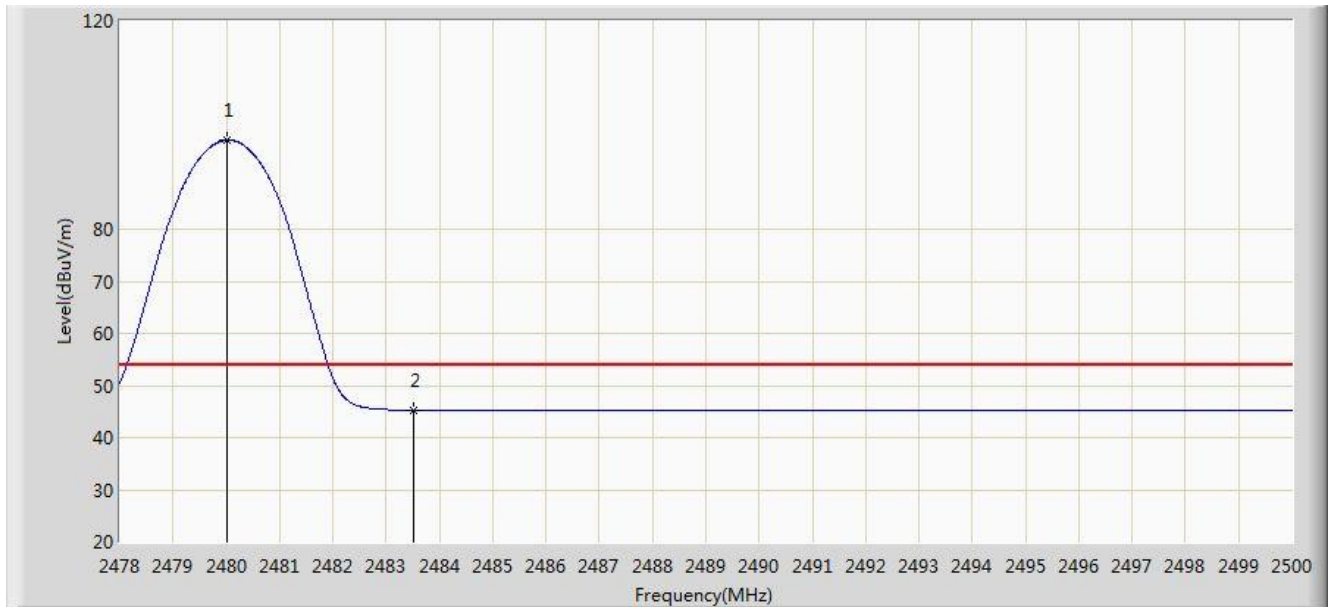


No	Flag	Mark	Frequency (MHz)	Measure Level (dBuV/m)	Reading Level (dBuV)	Over Limit (dB)	Limit (dBuV/m)	Factor (dB)	Type
1		*	2479.969	97.830	66.646	N/A	N/A	31.184	PK
2			2483.500	57.854	26.661	-16.146	74.000	31.194	PK
3			2488.340	59.655	28.449	-14.345	74.000	31.206	PK

Note: Measure Level (dB μ V/m) = Reading Level (dB μ V) + Factor (dB) (dB)

Factor (dB) (dB) = Cable Loss (dB) + Antenna Factor (dB) (dB/m)

Site: AC1	Time: 2015/04/20 - 21:29
Limit: FCC_Part15.209_RE(3m)	Engineer: Roy Cheng
Probe: BBHA9120D_1-18GHz	Polarity: Horizontal
EUT: Tablet PC	Power: AC 120V/60Hz
Test Mode: Transmit at channel 2480MHz by DH5	

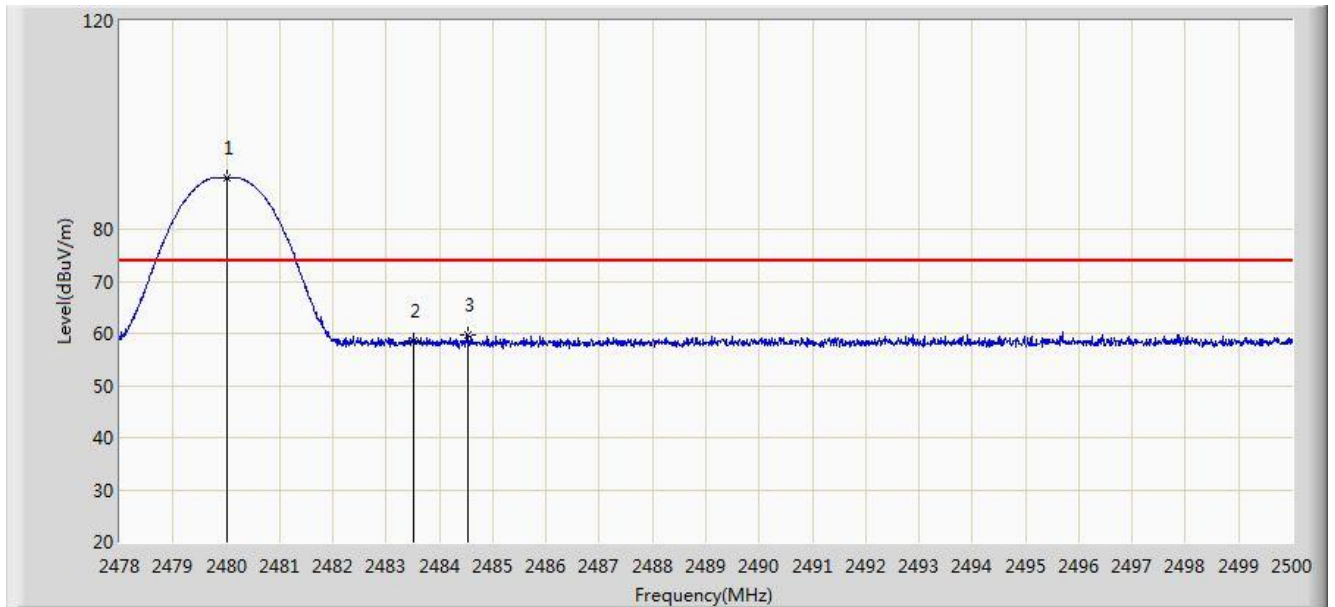


No	Flag	Mark	Frequency (MHz)	Measure Level (dBuV/m)	Reading Level (dBuV)	Over Limit (dB)	Limit (dBuV/m)	Factor (dB)	Type
1		*	2480.002	97.068	65.884	N/A	N/A	31.184	AV
2			2483.500	45.326	14.133	-8.674	54.000	31.194	AV

Note: Measure Level (dB μ V/m) = Reading Level (dB μ V) + Factor (dB) (dB)

Factor (dB) (dB) = Cable Loss (dB) + Antenna Factor (dB) (dB/m)

Site: AC1	Time: 2015/04/20 - 21:30
Limit: FCC_Part15.209_RE(3m)	Engineer: Roy Cheng
Probe: BBHA9120D_1-18GHz	Polarity: Vertical
EUT: Tablet PC	Power: AC 120V/60Hz
Test Mode: Transmit at channel 2480MHz by DH5	

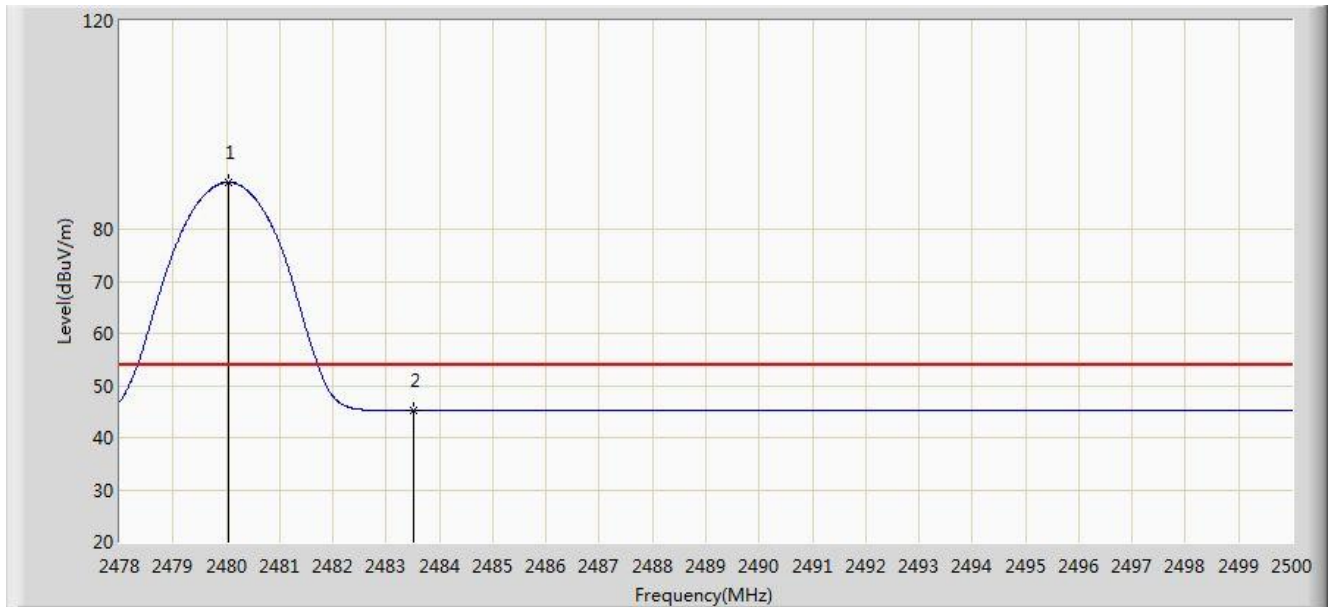


No	Flag	Mark	Frequency (MHz)	Measure Level (dBuV/m)	Reading Level (dBuV)	Over Limit (dB)	Limit (dBuV/m)	Factor (dB)	Type
1		*	2480.002	89.934	58.750	N/A	N/A	31.184	PK
2			2483.500	58.630	27.437	-15.370	74.000	31.194	PK
3			2484.523	59.716	28.520	-14.284	74.000	31.196	PK

Note: Measure Level (dB μ V/m) = Reading Level (dB μ V) + Factor (dB) (dB)

Factor (dB) (dB) = Cable Loss (dB) + Antenna Factor (dB) (dB/m)

Site: AC1	Time: 2015/04/20 - 21:31
Limit: FCC_Part15.209_RE(3m)	Engineer: Roy Cheng
Probe: BBHA9120D_1-18GHz	Polarity: Vertical
EUT: Tablet PC	Power: AC 120V/60Hz
Test Mode: Transmit at channel 2480MHz by DH5	

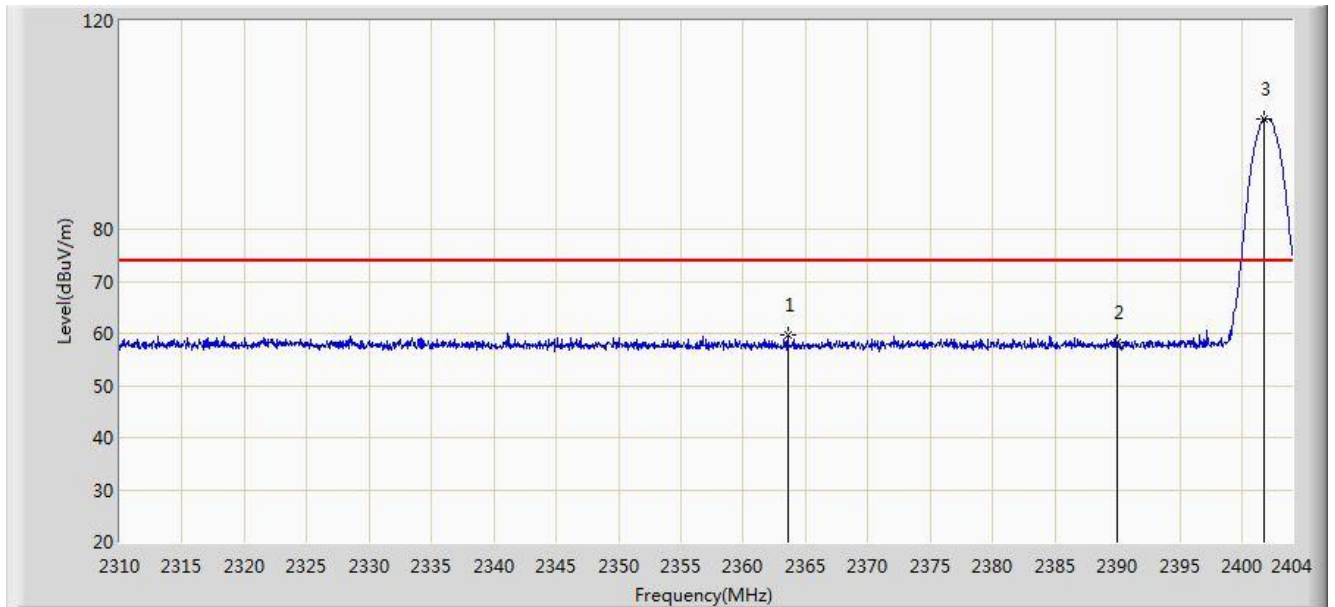


No	Flag	Mark	Frequency (MHz)	Measure Level (dBuV/m)	Reading Level (dBuV)	Over Limit (dB)	Limit (dBuV/m)	Factor (dB)	Type
1		*	2480.046	88.949	57.765	N/A	N/A	31.184	AV
2			2483.500	45.197	14.004	-8.803	54.000	31.194	AV

Note: Measure Level (dB μ V/m) = Reading Level (dB μ V) + Factor (dB) (dB)

Factor (dB) (dB) = Cable Loss (dB) + Antenna Factor (dB) (dB/m)

Site: AC1	Time: 2015/04/20 - 21:32
Limit: FCC_Part15.209_RE(3m)	Engineer: Roy Cheng
Probe: BBHA9120D_1-18GHz	Polarity: Horizontal
EUT: Tablet PC	Power: AC 120V/60Hz
Test Mode: Transmit at channel 2402MHz by 2DH5	

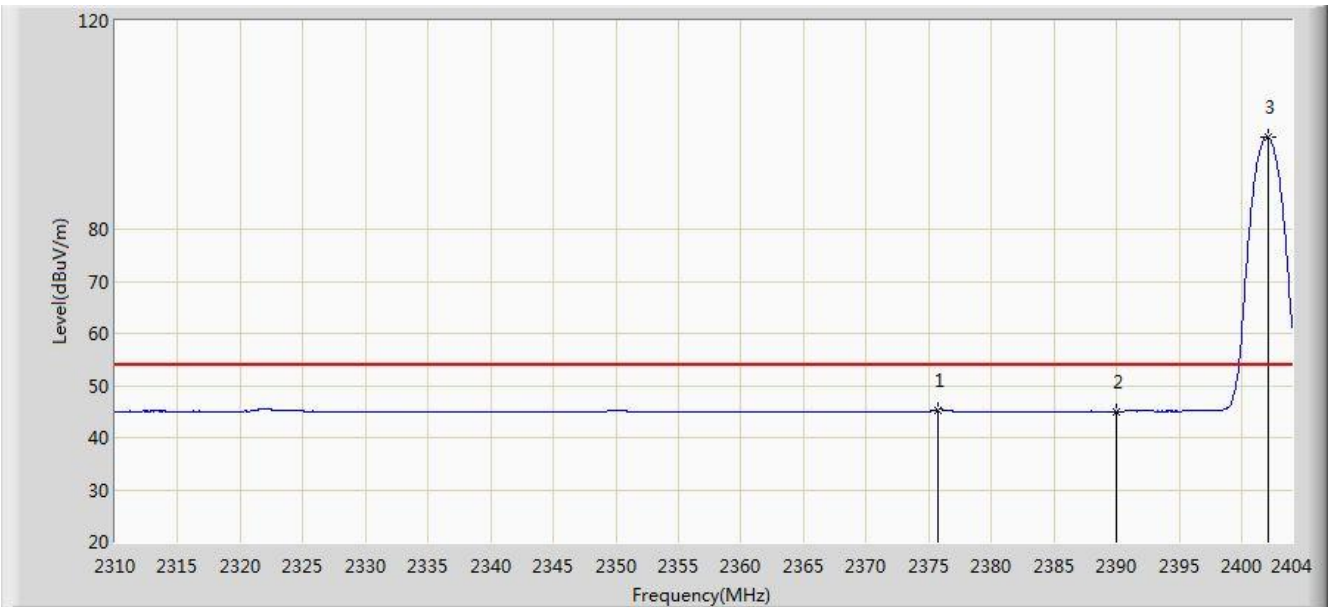


No	Flag	Mark	Frequency (MHz)	Measure Level (dBuV/m)	Reading Level (dBuV)	Over Limit (dB)	Limit (dBuV/m)	Factor (dB)	Type
1			2363.580	59.814	28.562	-14.186	74.000	31.252	PK
2			2390.000	58.157	26.954	-15.843	74.000	31.203	PK
3		*	2401.791	101.272	70.088	N/A	N/A	31.184	PK

Note: Measure Level (dB μ V/m) = Reading Level (dB μ V) + Factor (dB) (dB)

Factor (dB) (dB) = Cable Loss (dB) + Antenna Factor (dB) (dB/m)

Site: AC1	Time: 2015/04/20 - 21:33
Limit: FCC_Part15.209_RE(3m)	Engineer: Roy Cheng
Probe: BBHA9120D_1-18GHz	Polarity: Horizontal
EUT: Tablet PC	Power: AC 120V/60Hz
Test Mode: Transmit at channel 2402MHz by 2DH5	

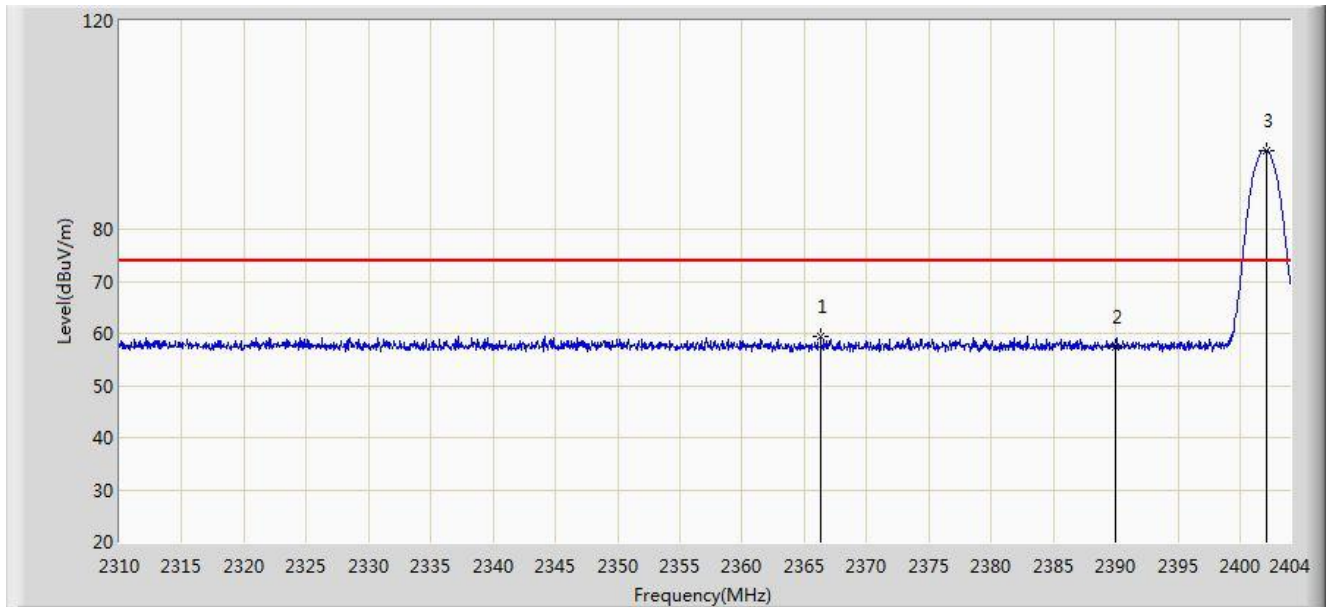


No	Flag	Mark	Frequency (MHz)	Measure Level (dBuV/m)	Reading Level (dBuV)	Over Limit (dB)	Limit (dBuV/m)	Factor (dB)	Type
1			2375.753	45.345	14.116	-8.655	54.000	31.229	AV
2			2390.000	45.024	13.821	-8.976	54.000	31.203	AV
3		*	2402.073	97.812	66.628	N/A	N/A	31.184	AV

Note: Measure Level (dB μ V/m) = Reading Level (dB μ V) + Factor (dB) (dB)

Factor (dB) (dB) = Cable Loss (dB) + Antenna Factor (dB) (dB/m)

Site: AC1	Time: 2015/04/20 - 21:34
Limit: FCC_Part15.209_RE(3m)	Engineer: Roy Cheng
Probe: BBHA9120D_1-18GHz	Polarity: Vertical
EUT: Tablet PC	Power: AC 120V/60Hz
Test Mode: Transmit at channel 2402MHz by 2DH5	

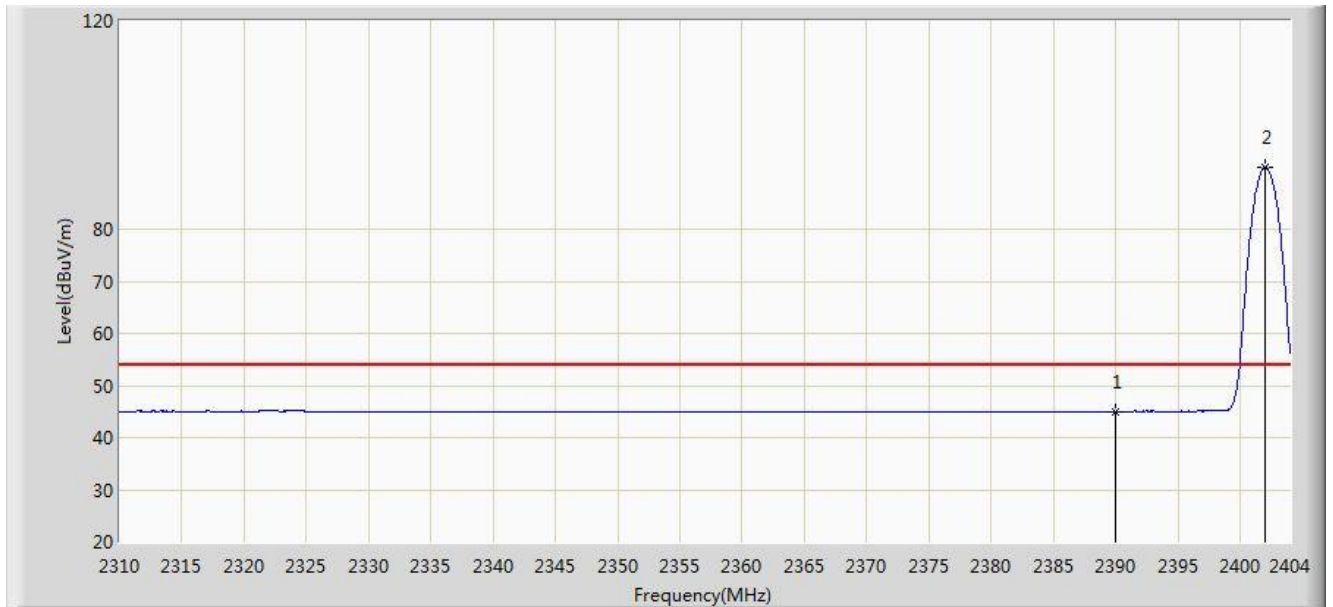


No	Flag	Mark	Frequency (MHz)	Measure Level (dBuV/m)	Reading Level (dBuV)	Over Limit (dB)	Limit (dBuV/m)	Factor (dB)	Type
1			2366.306	59.408	28.161	-14.592	74.000	31.246	PK
2			2390.000	57.528	26.325	-16.472	74.000	31.203	PK
3		*	2402.073	95.057	63.873	N/A	N/A	31.184	PK

Note: Measure Level (dB μ V/m) = Reading Level (dB μ V) + Factor (dB) (dB)

Factor (dB) (dB) = Cable Loss (dB) + Antenna Factor (dB) (dB/m)

Site: AC1	Time: 2015/04/20 - 21:35
Limit: FCC_Part15.209_RE(3m)	Engineer: Roy Cheng
Probe: BBHA9120D_1-18GHz	Polarity: Vertical
EUT: Tablet PC	Power: AC 120V/60Hz
Test Mode: Transmit at channel 2402MHz by 2DH5	

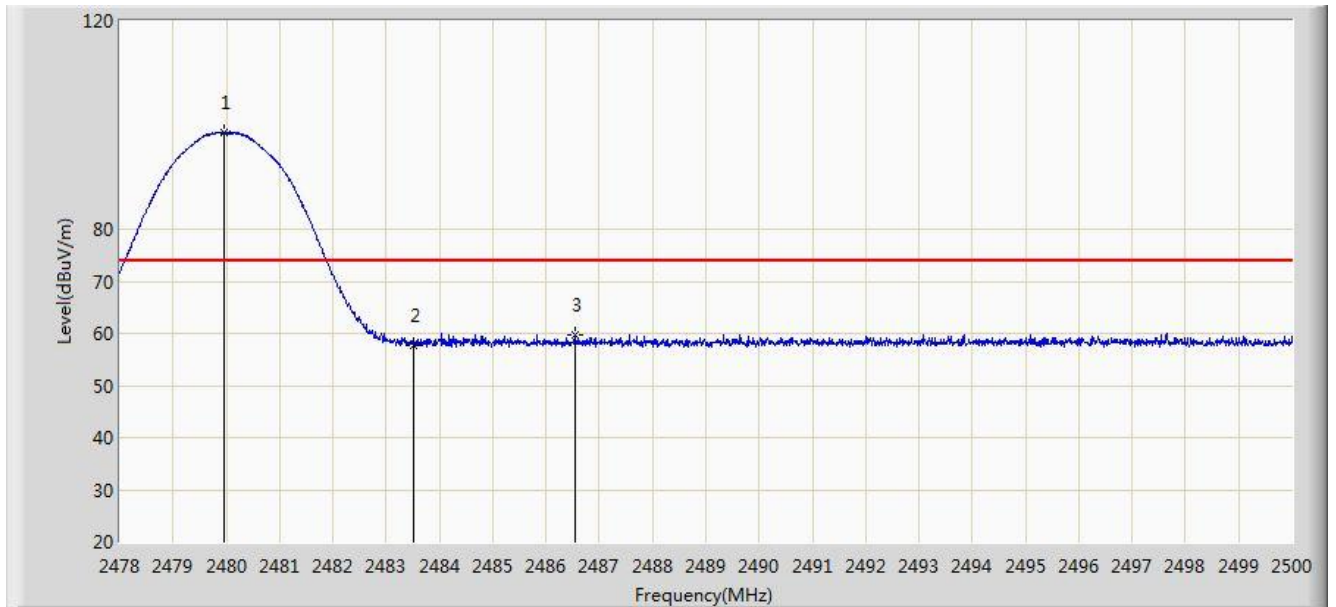


No	Flag	Mark	Frequency (MHz)	Measure Level (dBuV/m)	Reading Level (dBuV)	Over Limit (dB)	Limit (dBuV/m)	Factor (dB)	Type
1			2390.000	45.004	13.801	-8.996	54.000	31.203	AV
2		*	2401.979	91.909	60.725	N/A	N/A	31.184	AV

Note: Measure Level (dB μ V/m) = Reading Level (dB μ V) + Factor (dB) (dB)

Factor (dB) (dB) = Cable Loss (dB) + Antenna Factor (dB) (dB/m)

Site: AC1	Time: 2015/04/20 - 21:37
Limit: FCC_Part15.209_RE(3m)	Engineer: Roy Cheng
Probe: BBHA9120D_1-18GHz	Polarity: Horizontal
EUT: Tablet PC	Power: AC 120V/60Hz
Test Mode: Transmit at channel 2480MHz by 2DH5	

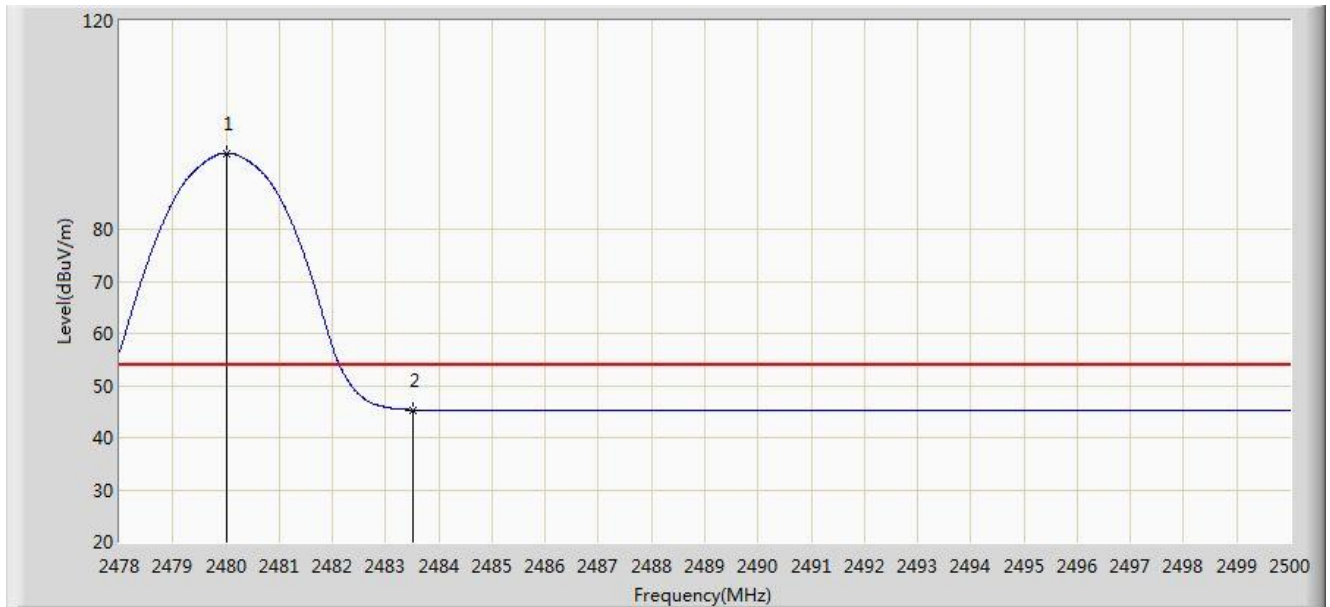


No	Flag	Mark	Frequency (MHz)	Measure Level (dBuV/m)	Reading Level (dBuV)	Over Limit (dB)	Limit (dBuV/m)	Factor (dB)	Type
1		*	2479.969	98.622	67.438	N/A	N/A	31.184	PK
2			2483.500	57.799	26.606	-16.201	74.000	31.194	PK
3			2486.536	59.854	28.653	-14.146	74.000	31.201	PK

Note: Measure Level (dB μ V/m) = Reading Level (dB μ V) + Factor (dB) (dB)

Factor (dB) (dB) = Cable Loss (dB) + Antenna Factor (dB) (dB/m)

Site: AC1	Time: 2015/04/20 - 21:39
Limit: FCC_Part15.209_RE(3m)	Engineer: Roy Cheng
Probe: BBHA9120D_1-18GHz	Polarity: Horizontal
EUT: Tablet PC	Power: AC 120V/60Hz
Test Mode: Transmit at channel 2480MHz by 2DH5	

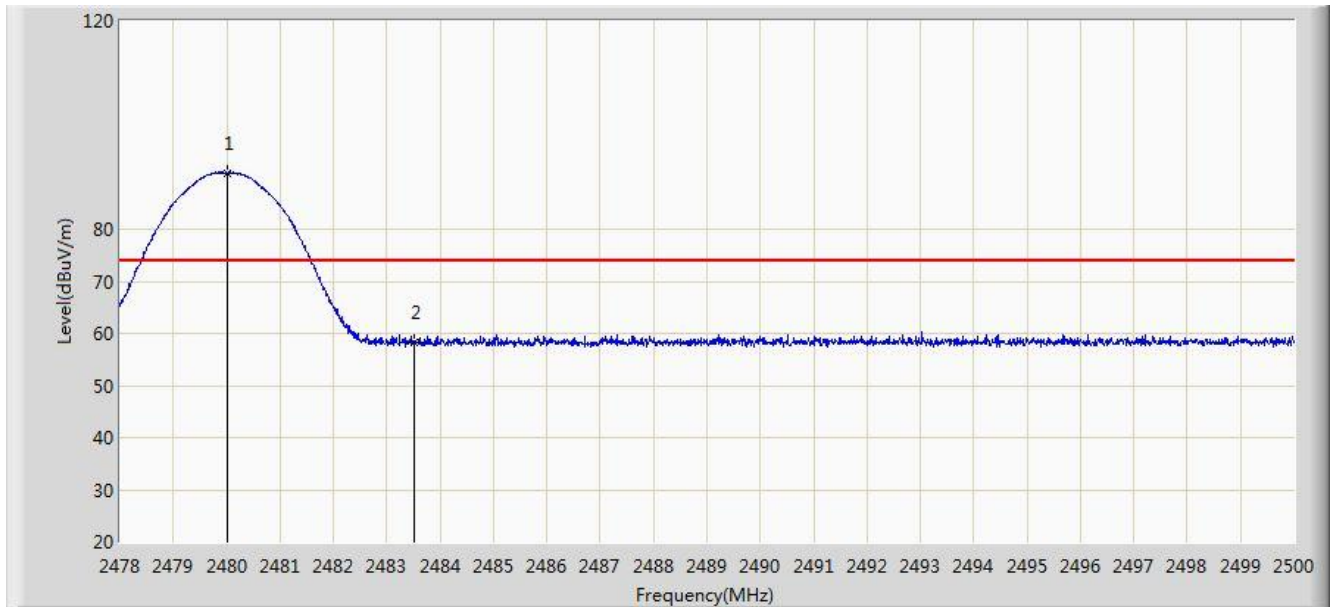


No	Flag	Mark	Frequency (MHz)	Measure Level (dBuV/m)	Reading Level (dBuV)	Over Limit (dB)	Limit (dBuV/m)	Factor (dB)	Type
1		*	2480.002	94.612	63.428	N/A	N/A	31.184	AV
2			2483.500	45.333	14.140	-8.667	54.000	31.194	AV

Note: Measure Level (dB μ V/m) = Reading Level (dB μ V) + Factor (dB) (dB)

Factor (dB) (dB) = Cable Loss (dB) + Antenna Factor (dB) (dB/m)

Site: AC1	Time: 2015/04/20 - 21:39
Limit: FCC_Part15.209_RE(3m)	Engineer: Roy Cheng
Probe: BBHA9120D_1-18GHz	Polarity: Vertical
EUT: Tablet PC	Power: AC 120V/60Hz
Test Mode: Transmit at channel 2480MHz by 2DH5	

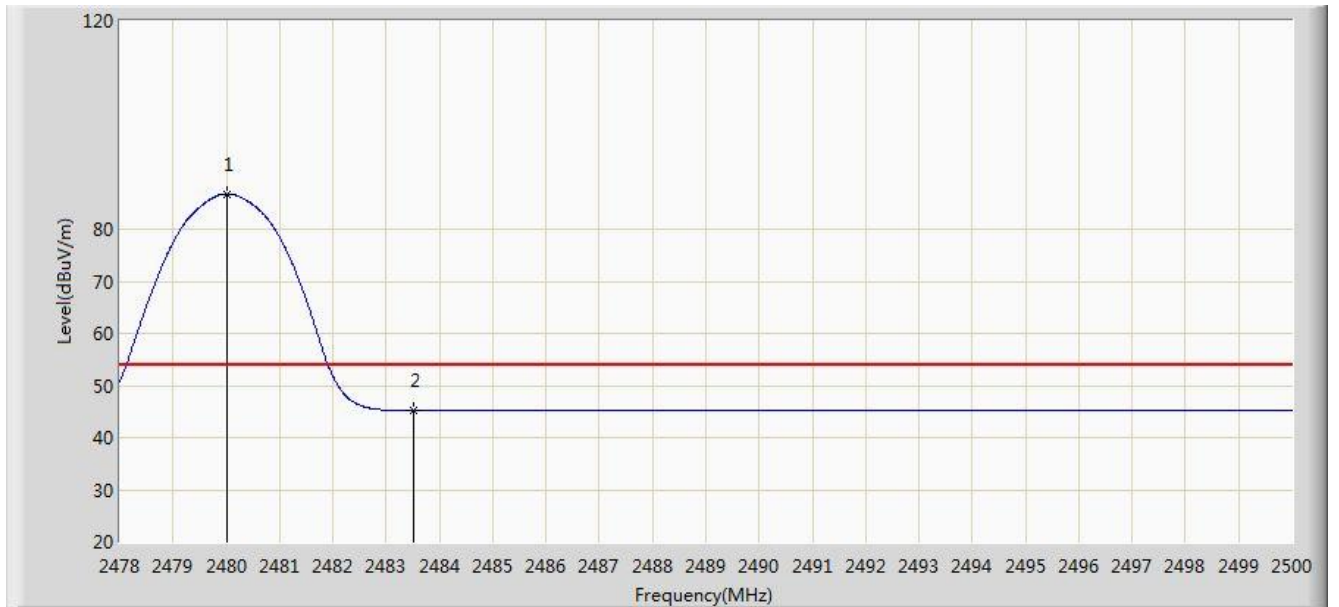


No	Flag	Mark	Frequency (MHz)	Measure Level (dBuV/m)	Reading Level (dBuV)	Over Limit (dB)	Limit (dBuV/m)	Factor (dB)	Type
1		*	2480.002	90.688	59.504	N/A	N/A	31.184	PK
2			2483.500	58.205	27.012	-15.795	74.000	31.194	PK

Note: Measure Level (dB μ V/m) = Reading Level (dB μ V) + Factor (dB) (dB)

Factor (dB) (dB) = Cable Loss (dB) + Antenna Factor (dB) (dB/m)

Site: AC1	Time: 2015/04/20 - 21:41
Limit: FCC_Part15.209_RE(3m)	Engineer: Roy Cheng
Probe: BBHA9120D_1-18GHz	Polarity: Vertical
EUT: Tablet PC	Power: AC 120V/60Hz
Test Mode: Transmit at channel 2480MHz by 2DH5	

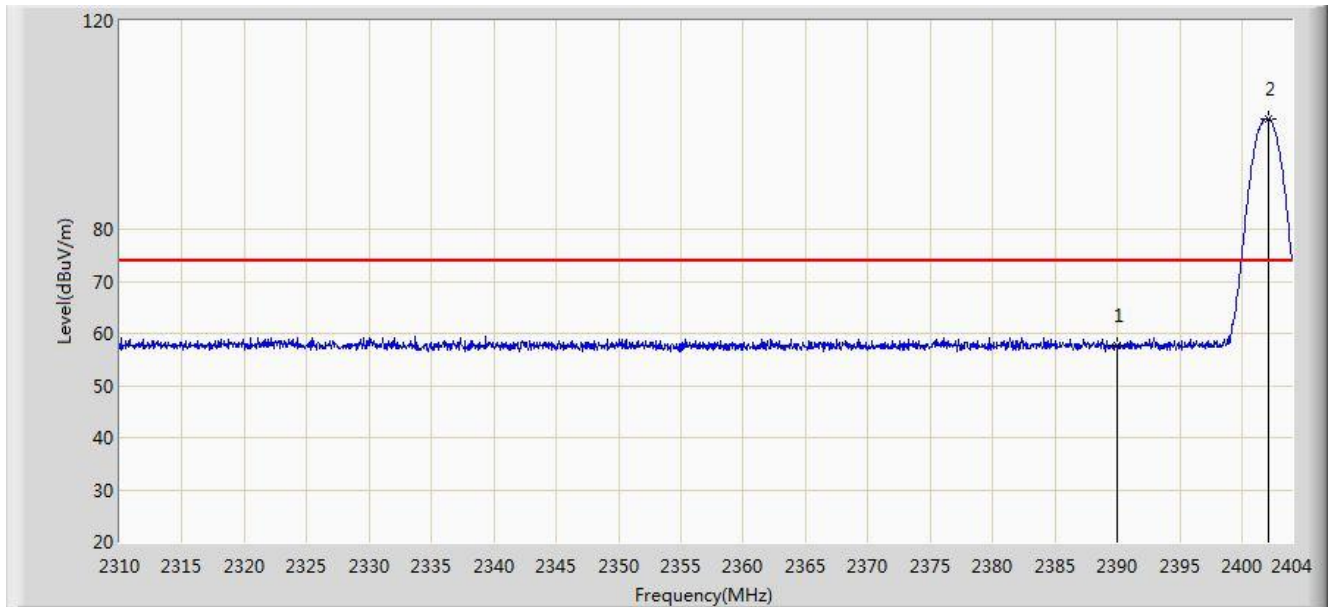


No	Flag	Mark	Frequency (MHz)	Measure Level (dBuV/m)	Reading Level (dBuV)	Over Limit (dB)	Limit (dBuV/m)	Factor (dB)	Type
1		*	2480.002	86.784	55.600	N/A	N/A	31.184	AV
2			2483.500	45.183	13.990	-8.817	54.000	31.194	AV

Note: Measure Level (dB μ V/m) = Reading Level (dB μ V) + Factor (dB) (dB)

Factor (dB) (dB) = Cable Loss (dB) + Antenna Factor (dB) (dB/m)

Site: AC1	Time: 2015/04/20 - 21:42
Limit: FCC_Part15.209_RE(3m)	Engineer: Roy Cheng
Probe: BBHA9120D_1-18GHz	Polarity: Horizontal
EUT: Tablet PC	Power: AC 120V/60Hz
Test Mode: Transmit at channel 2402MHz by 3DH5	

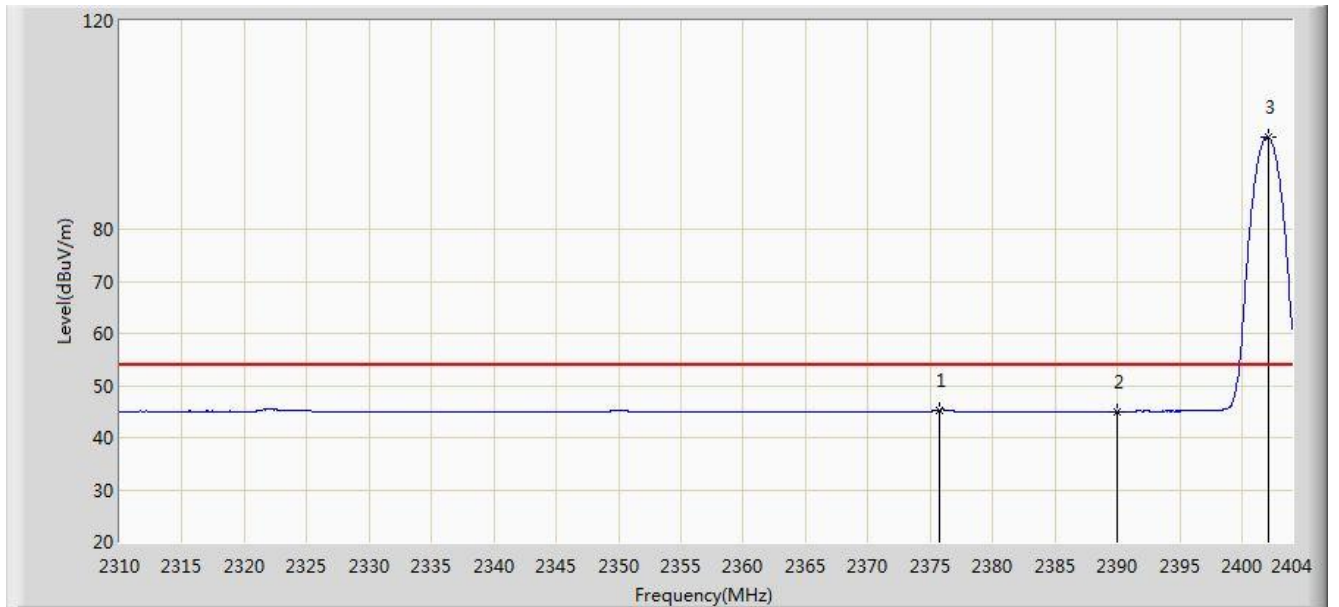


No	Flag	Mark	Frequency (MHz)	Measure Level (dBuV/m)	Reading Level (dBuV)	Over Limit (dB)	Limit (dBuV/m)	Factor (dB)	Type
1			2390.000	57.543	26.340	-16.457	74.000	31.203	PK
2		*	2402.073	101.244	70.060	N/A	N/A	31.184	PK

Note: Measure Level (dB μ V/m) = Reading Level (dB μ V) + Factor (dB) (dB)

Factor (dB) (dB) = Cable Loss (dB) + Antenna Factor (dB) (dB/m)

Site: AC1	Time: 2015/04/20 - 21:43
Limit: FCC_Part15.209_RE(3m)	Engineer: Roy Cheng
Probe: BBHA9120D_1-18GHz	Polarity: Horizontal
EUT: Tablet PC	Power: AC 120V/60Hz
Test Mode: Transmit at channel 2402MHz by 3DH5	

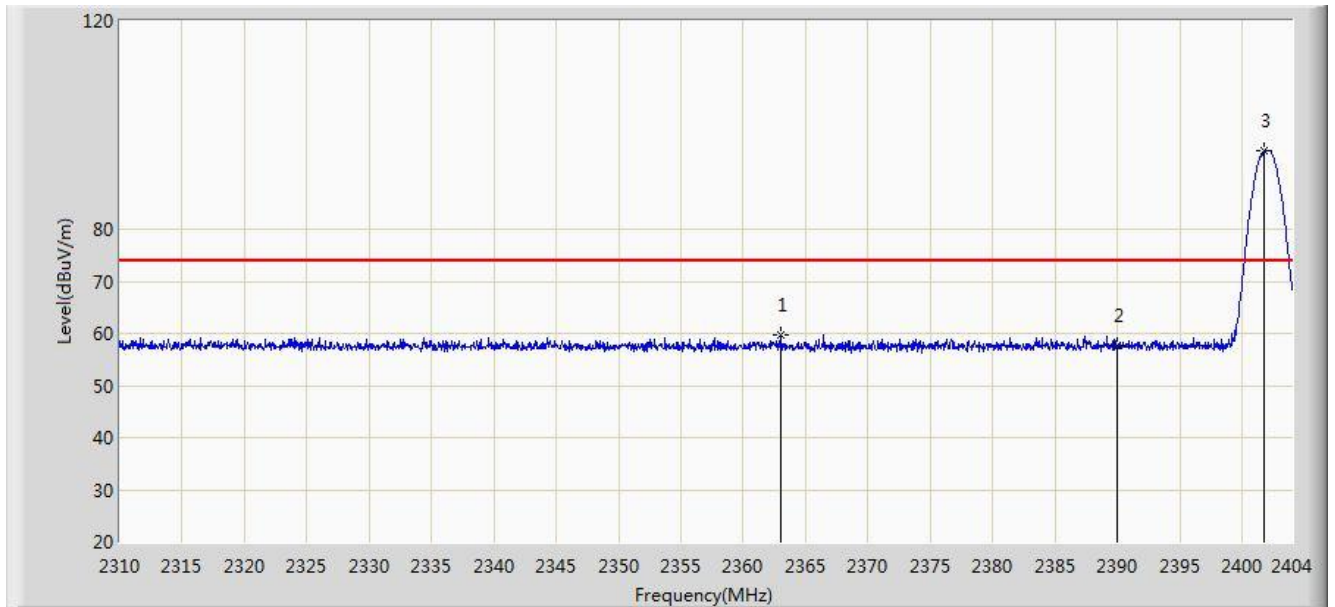


No	Flag	Mark	Frequency (MHz)	Measure Level (dBuV/m)	Reading Level (dBuV)	Over Limit (dB)	Limit (dBuV/m)	Factor (dB)	Type
1			2375.706	45.314	14.085	-8.686	54.000	31.229	AV
2			2390.000	45.017	13.814	-8.983	54.000	31.203	AV
3		*	2402.073	97.667	66.483	N/A	N/A	31.184	AV

Note: Measure Level (dB μ V/m) = Reading Level (dB μ V) + Factor (dB) (dB)

Factor (dB) (dB) = Cable Loss (dB) + Antenna Factor (dB) (dB/m)

Site: AC1	Time: 2015/04/20 - 21:44
Limit: FCC_Part15.209_RE(3m)	Engineer: Roy Cheng
Probe: BBHA9120D_1-18GHz	Polarity: Vertical
EUT: Tablet PC	Power: AC 120V/60Hz
Test Mode: Transmit at channel 2402MHz by 3DH5	

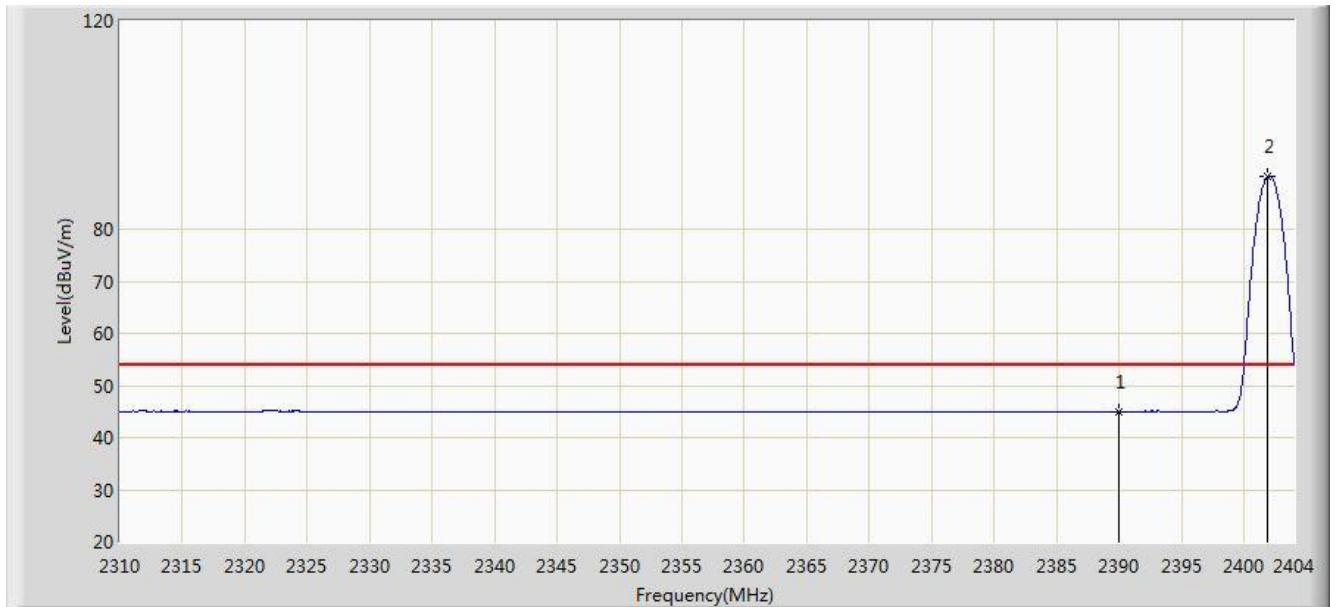


No	Flag	Mark	Frequency (MHz)	Measure Level (dBuV/m)	Reading Level (dBuV)	Over Limit (dB)	Limit (dBuV/m)	Factor (dB)	Type
1			2362.969	59.632	28.379	-14.368	74.000	31.253	PK
2			2390.000	57.603	26.400	-16.397	74.000	31.203	PK
3		*	2401.791	95.036	63.852	N/A	N/A	31.184	PK

Note: Measure Level (dB μ V/m) = Reading Level (dB μ V) + Factor (dB) (dB)

Factor (dB) (dB) = Cable Loss (dB) + Antenna Factor (dB) (dB/m)

Site: AC1	Time: 2015/04/20 - 21:44
Limit: FCC_Part15.209_RE(3m)	Engineer: Roy Cheng
Probe: BBHA9120D_1-18GHz	Polarity: Vertical
EUT: Tablet PC	Power: AC 120V/60Hz
Test Mode: Transmit at channel 2402MHz by 3DH5	

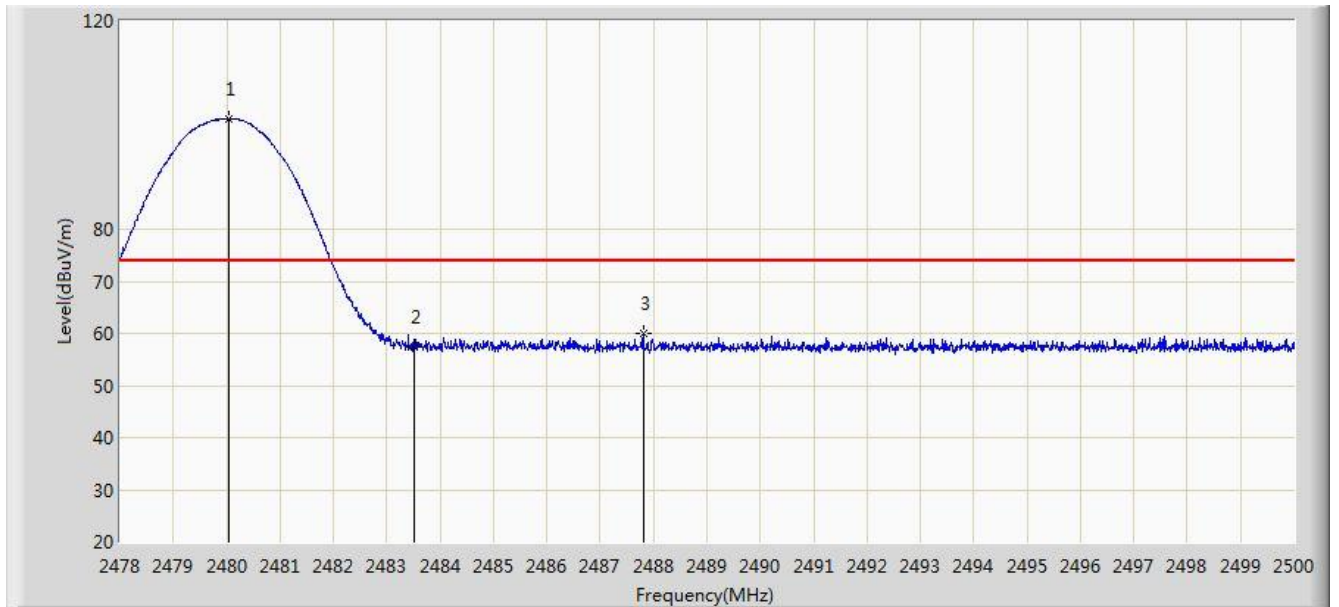


No	Flag	Mark	Frequency (MHz)	Measure Level (dBuV/m)	Reading Level (dBuV)	Over Limit (dB)	Limit (dBuV/m)	Factor (dB)	Type
1			2390.000	44.993	13.790	-9.007	54.000	31.203	AV
2		*	2401.885	90.074	58.890	N/A	N/A	31.184	AV

Note: Measure Level (dB μ V/m) = Reading Level (dB μ V) + Factor (dB) (dB)

Factor (dB) (dB) = Cable Loss (dB) + Antenna Factor (dB) (dB/m)

Site: AC1	Time: 2015/04/20 - 21:45
Limit: FCC_Part15.209_RE(3m)	Engineer: Roy Cheng
Probe: BBHA9120D_1-18GHz	Polarity: Horizontal
EUT: Tablet PC	Power: AC 120V/60Hz
Test Mode: Transmit at channel 2480MHz by 3DH5	

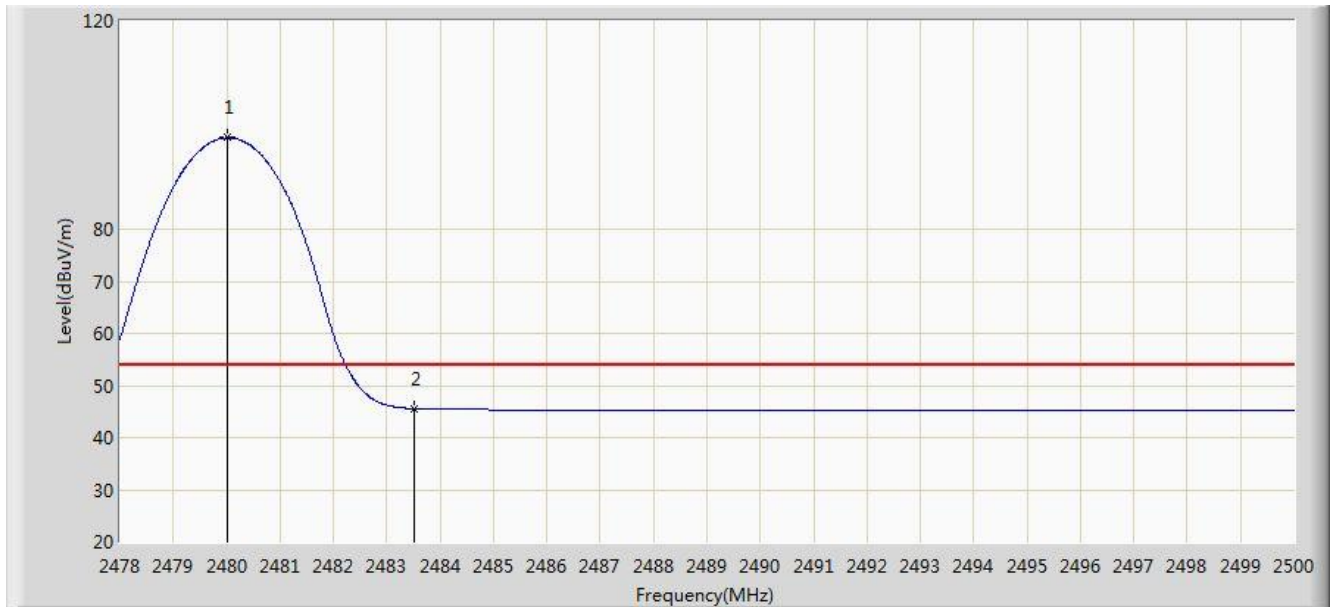


No	Flag	Mark	Frequency (MHz)	Measure Level (dBuV/m)	Reading Level (dBuV)	Over Limit (dB)	Limit (dBuV/m)	Factor (dB)	Type
1		*	2480.046	101.252	70.068	N/A	N/A	31.184	PK
2			2483.500	57.428	26.235	-16.572	74.000	31.194	PK
3			2487.801	59.969	28.764	-14.031	74.000	31.204	PK

Note: Measure Level (dB μ V/m) = Reading Level (dB μ V) + Factor (dB) (dB)

Factor (dB) (dB) = Cable Loss (dB) + Antenna Factor (dB) (dB/m)

Site: AC1	Time: 2015/04/20 - 21:46
Limit: FCC_Part15.209_RE(3m)	Engineer: Roy Cheng
Probe: BBHA9120D_1-18GHz	Polarity: Horizontal
EUT: Tablet PC	Power: AC 120V/60Hz
Test Mode: Transmit at channel 2480MHz by 3DH5	

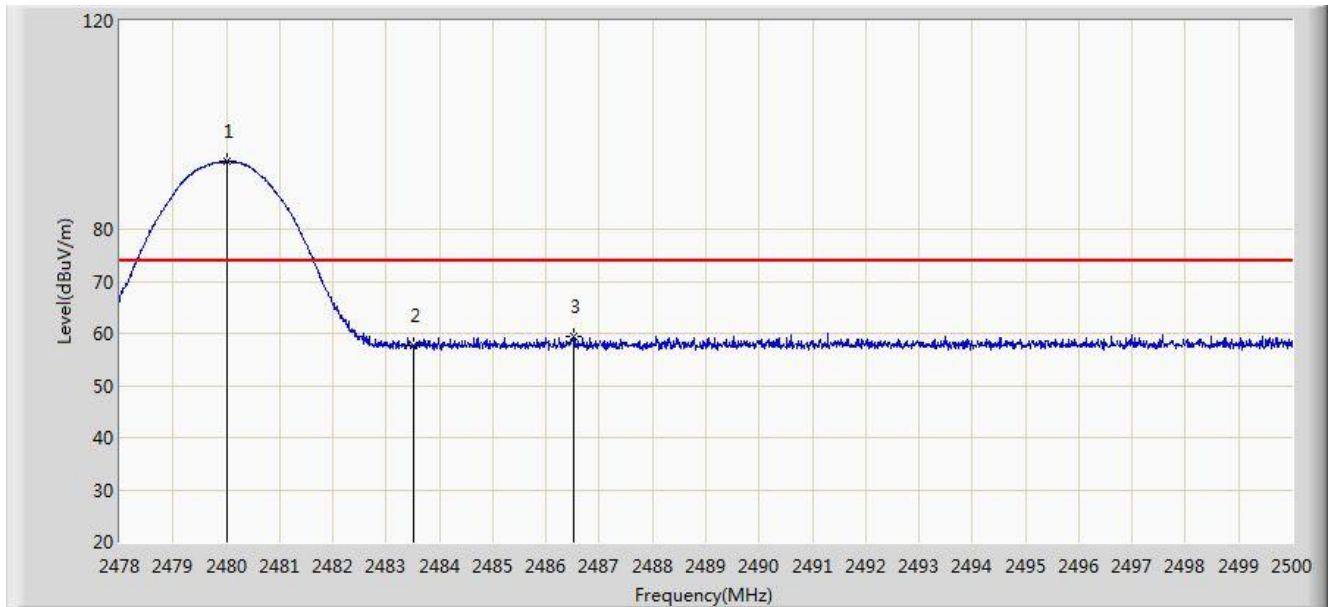


No	Flag	Mark	Frequency (MHz)	Measure Level (dBuV/m)	Reading Level (dBuV)	Over Limit (dB)	Limit (dBuV/m)	Factor (dB)	Type
1		*	2480.002	97.547	66.363	N/A	N/A	31.184	AV
2			2483.500	45.550	14.357	-8.450	54.000	31.194	AV

Note: Measure Level (dB μ V/m) = Reading Level (dB μ V) + Factor (dB) (dB)

Factor (dB) (dB) = Cable Loss (dB) + Antenna Factor (dB) (dB/m)

Site: AC1	Time: 2015/04/20 - 21:46
Limit: FCC_Part15.209_RE(3m)	Engineer: Roy Cheng
Probe: BBHA9120D_1-18GHz	Polarity: Vertical
EUT: Tablet PC	Power: AC 120V/60Hz
Test Mode: Transmit at channel 2480MHz by 3DH5	

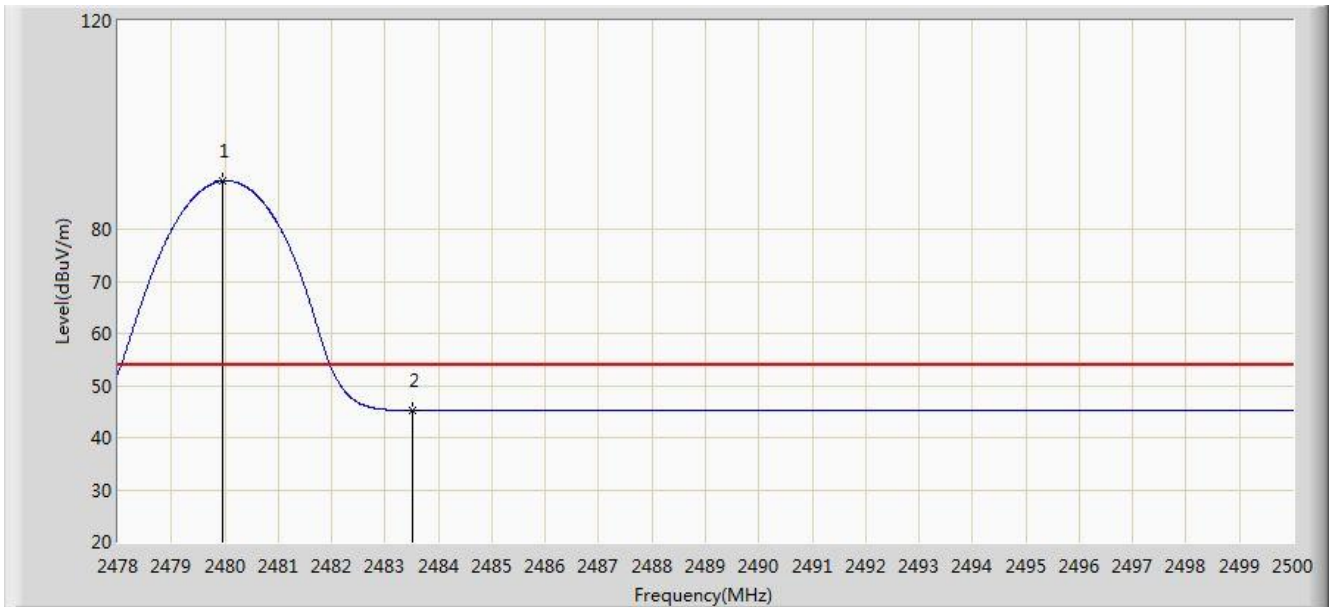


No	Flag	Mark	Frequency (MHz)	Measure Level (dBuV/m)	Reading Level (dBuV)	Over Limit (dB)	Limit (dBuV/m)	Factor (dB)	Type
1		*	2480.002	93.003	61.819	N/A	N/A	31.184	PK
2			2483.500	57.804	26.611	-16.196	74.000	31.194	PK
3			2486.514	59.490	28.289	-14.510	74.000	31.201	PK

Note: Measure Level (dB μ V/m) = Reading Level (dB μ V) + Factor (dB) (dB)

Factor (dB) (dB) = Cable Loss (dB) + Antenna Factor (dB) (dB/m)

Site: AC1	Time: 2015/04/20 - 21:47
Limit: FCC_Part15.209_RE(3m)	Engineer: Roy Cheng
Probe: BBHA9120D_1-18GHz	Polarity: Vertical
EUT: Tablet PC	Power: AC 120V/60Hz
Test Mode: Transmit at channel 2480MHz by 3DH5	



No	Flag	Mark	Frequency (MHz)	Measure Level (dBuV/m)	Reading Level (dBuV)	Over Limit (dB)	Limit (dBuV/m)	Factor (dB)	Type
1		*	2479.969	89.255	58.071	N/A	N/A	31.184	AV
2			2483.500	45.190	13.997	-8.810	54.000	31.194	AV

Note: Measure Level (dB μ V/m) = Reading Level (dB μ V) + Factor (dB) (dB)

Factor (dB) (dB) = Cable Loss (dB) + Antenna Factor (dB) (dB/m)

7.11. AC Conducted Emissions Measurement

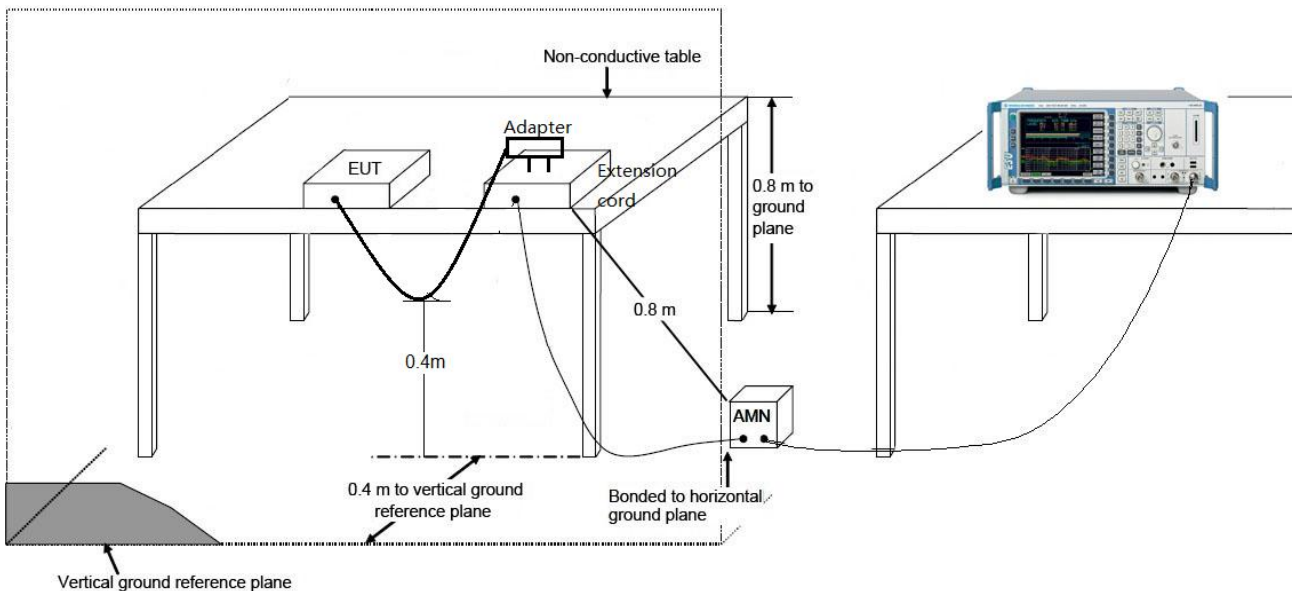
7.11.1. Test Limit

FCC Part 15 Subpart C Paragraph 15.207 Limits		
Frequency (MHz)	QP (dB μ V)	Average (dB μ V)
0.15 - 0.50	66 - 56	56 - 46
0.50 - 5.0	56	46
5.0 - 30	60	50

Note 1: The lower limit shall apply at the transition frequencies.

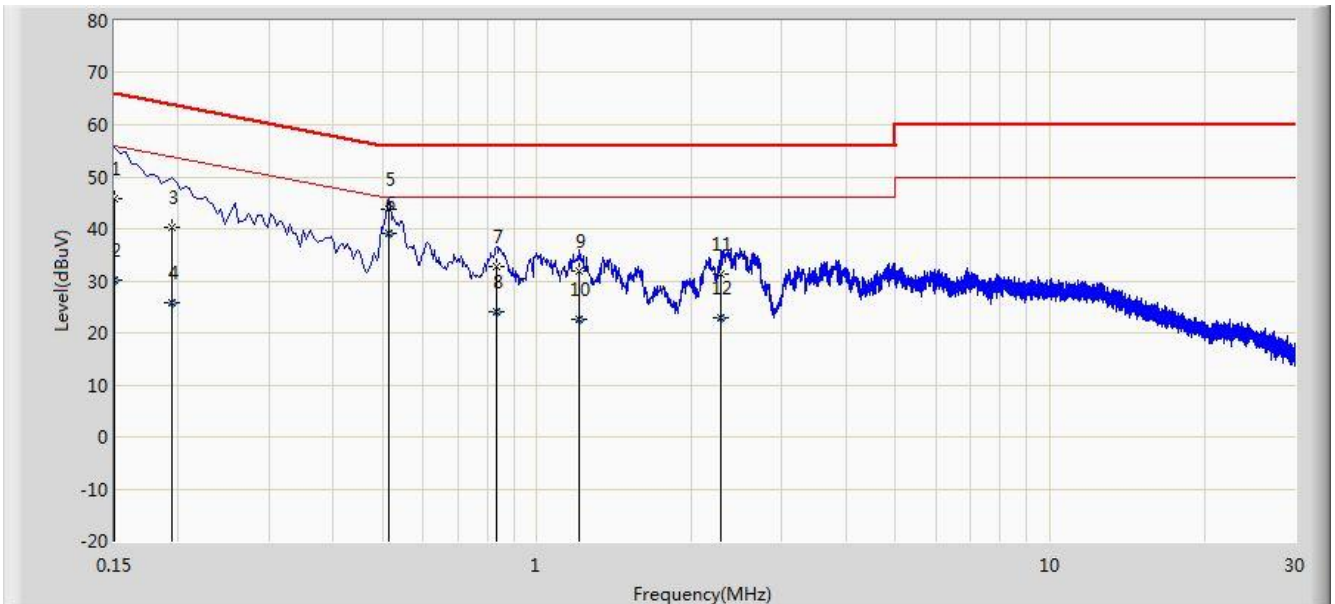
Note 2: The limit decreases linearly with the logarithm of the frequency in the range 0.15MHz to 0.5MHz.

7.11.2. Test Setup



7.11.3. Test Result

Site: SR2	Time: 2015/04/02 - 17:53
Limit: FCC_Part15.207_CE_AC Power	Engineer: Roy Cheng
Probe: ENV216_101683_Filter On	Polarity: Line
EUT: Tablet PC	Power: AC 120V/60Hz
Test Mode: 2DH5 at Channel 2480MHz	

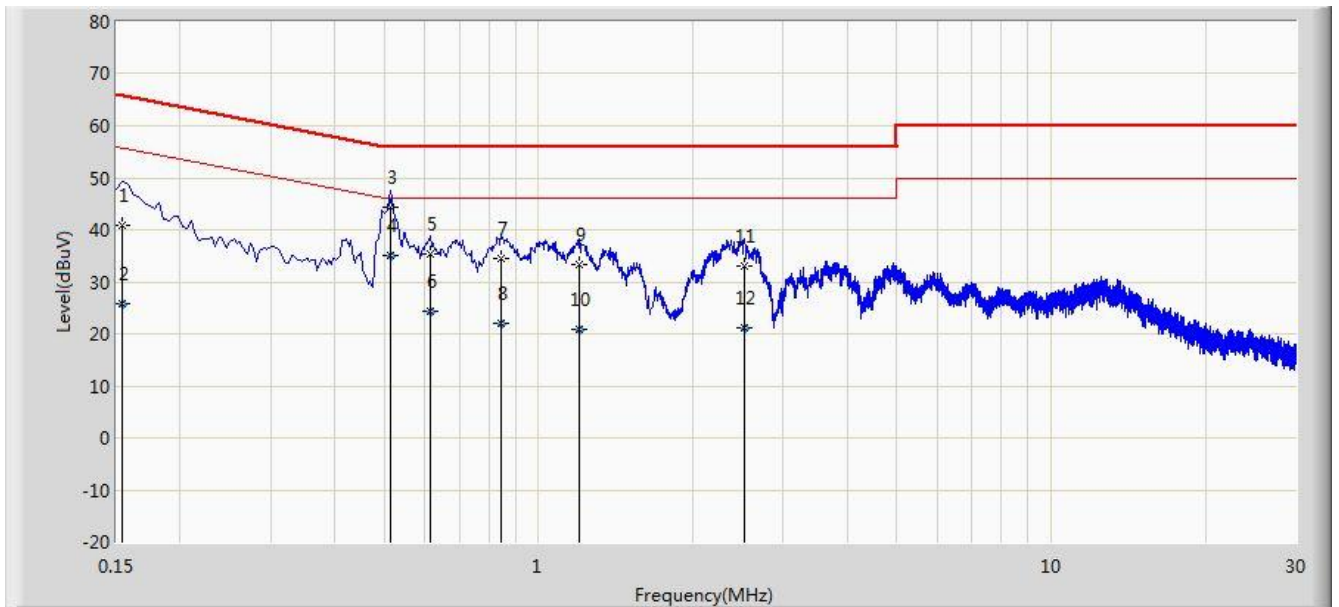


No	Flag	Mark	Frequency (MHz)	Measure Level (dBuV)	Reading Level (dBuV)	Over Limit (dB)	Limit (dBuV)	Factor (dB)	Type
1			0.150	45.818	34.650	-20.182	66.000	11.168	QP
2			0.150	30.220	19.052	-25.780	56.000	11.168	AV
3			0.194	40.311	30.295	-23.552	63.864	10.017	QP
4			0.194	25.906	15.889	-27.958	53.864	10.017	AV
5			0.514	43.881	33.724	-12.119	56.000	10.156	QP
6		*	0.514	39.192	29.036	-6.808	46.000	10.156	AV
7			0.834	32.797	22.804	-23.203	56.000	9.994	QP
8			0.834	23.961	13.967	-22.039	46.000	9.994	AV
9			1.206	31.893	21.992	-24.107	56.000	9.901	QP
10			1.206	22.701	12.800	-23.299	46.000	9.901	AV
11			2.286	31.210	21.347	-24.790	56.000	9.863	QP
12			2.286	22.853	12.990	-23.147	46.000	9.863	AV

Note: Measure Level (dBμV) = Reading Level (dBμV) + Factor (dB)

Factor (dB) = Cable Loss (dB) + LISN Factor (dB)

Site: SR2	Time: 2015/04/02 - 17:59
Limit: FCC_Part15.207_CE_AC Power	Engineer: Roy Cheng
Probe: ENV216_101683_Filter On	Polarity: Neutral
EUT: Tablet PC	Power: AC 120V/60Hz
Test Mode: 2DH5 at Channel 2480MHz	



No	Flag	Mark	Frequency (MHz)	Measure Level (dBuV)	Reading Level (dBuV)	Over Limit (dB)	Limit (dBuV)	Factor (dB)	Type
1			0.154	40.885	30.169	-24.896	65.781	10.716	QP
2			0.154	25.763	15.047	-30.018	55.781	10.716	AV
3			0.514	44.276	34.100	-11.724	56.000	10.176	QP
4		*	0.514	35.134	24.958	-10.866	46.000	10.176	AV
5			0.614	35.369	25.246	-20.631	56.000	10.124	QP
6			0.614	24.462	14.338	-21.538	46.000	10.124	AV
7			0.846	34.382	24.388	-21.618	56.000	9.994	QP
8			0.846	22.124	12.130	-23.876	46.000	9.994	AV
9			1.198	33.437	23.534	-22.563	56.000	9.902	QP
10			1.198	20.925	11.022	-25.075	46.000	9.902	AV
11			2.518	32.974	23.114	-23.026	56.000	9.860	QP
12			2.518	21.203	11.342	-24.797	46.000	9.860	AV

Note: Measure Level (dBμV) = Reading Level (dBμV) + Factor (dB)

Factor (dB) = Cable Loss (dB) + LISN Factor (dB)

8. CONCLUSION

The data collected relate only the item(s) tested and show that the **Tablet PC FCC ID:**

WL6-TC10RA3 is in compliance with Part 15C of the FCC Rules.

————— The End —————