

# FC

## Test Report

Product Name : Notebook Computer  
Model No. : S21IIX(X=0~9,A~Z,or Blank);  
S21IXY(X=0~9,A~Z,or Blank;Y=0~9,A~Z,or  
Blank);AVERATEC ES-200; 2700 Series  
FCC ID : WL6-S21IXY5300

Applicant : ELITEGROUP COMPUTER SYSTEMS CO., LTD  
Address : No.239, Sec.2, Ti Ding Blvd., Taipei, Taiwan

Date of Receipt : 2008/08/07  
Issued Date : 2008/08/29  
Report No. : 088S056-RF-US-P05V01

The test results relate only to the samples tested.

The test results shown in the test report are traceable to the national/international standard through the calibration of the equipment and evaluated measurement uncertainty herein.

This report must not be used to claim product endorsement by CNLA, NVLAP or any agency of the Government.  
The test report shall not be reproduced except in full without the written approval of QuieTek Corporation.

## Test Report Certification

Issued Date : 2008/08/29

Report No. : 088S056-RF-US-P05V01



Product Name : Notebook Computer

Applicant : ELITEGROUP COMPUTER SYSTEMS CO.,LTD

Address : No.239, Sec.2, Ti Ding Blvd., Taipei, Taiwan

Manufacturer : UNIWILL COMPUTER (SIP) CO., LTD.

Address : Export Processing Zone, No.200, Central SuHong Road, Suzhou Industrial Park, JiangSu, P.R. China

Model No. : S21IIX(X=0~9,A~Z,or Blank);  
S21IXY(X=0~9,A~Z,or Blank;Y=0~9,A~Z,or Blank);AVERATEC ES-200; 2700 Series

FCC ID : WL6-S21IXY5300

Rated Voltage : AC 120 V / 60 Hz

EUT Voltage : AC 100-240 V / 50-60 Hz

Trade Name : UNIWILL; ECS; ELITEGROUP;AVERATEC

Applicable Standard : FCC CFR Title 47 Part 15 Subpart C: 2007  
ANSI C63.4: 2003

Test Result : Complied

Performed Location : SuZhou EMC laboratory  
No.99 Hongye Rd., Suzhou Industrial Park Loufeng Hi-Tech Development Zone., SuZhou, China  
TEL: +86-512-6251-5088 / FAX: +86-512-6251-5098  
FCC Registration Number: 800392

Documented By

:

( Any Liu )

Reviewed By

:

( Marlin Chen )

Approved By

:

( Gene Chang )

## Laboratory Information

We , **Quietek Corporation**, are an independent EMC and safety consultancy that was established the whole facility in our laboratories. The test facility has been accredited by the following accreditation Bodies in compliance with ISO 17025, EN 45001 and Guide 25:

Taiwan R.O.C.	: BSMI, DGT, CNLA
Germany	: TUV Rheinland
Norway	: Nemko, DNV
USA	: FCC, NVLAP
Japan	: VCCI

The related certificate for our laboratories about the test site and management system can be downloaded from Quietek Corporation's Web Site : <http://tw.quietek.com/modules/myalbum/>  
 The address and introduction of Quietek Corporation's laboratories can be founded in our Web site : <http://www.quietek.com/>  
 If you have any comments, Please don't hesitate to contact us. Our contact information is as below:

### HsinChu Testing Laboratory :

No.75-2, 3rd Lin, Wangye Keng, Yonghxing Tsuen, Qionglin Shiang, Hsinchu County 307, Taiwan, R.O.C.  
 TEL:+886-3-592-8858 / FAX:+886-3-592-8859 E-Mail : service@quietek.com



### LinKou Testing Laboratory :

No. 5, Ruei-Shu Valley, Ruei-Ping Tsuen, Lin-Kou Shiang, Taipei, Taiwan, R.O.C.  
 TEL : +886-2-8601-3788 / FAX : 886-2-8601-3789 E-Mail : service@quietek.com



### Suzhou Testing Laboratory :

No.99 Hongye Rd., Suzhou Industrial Park Loufeng Hi-Tech Development Zone., SuZhou, China  
 TEL : +86-512-6251-5088 / FAX : 86-512-6251-5098 E-Mail : service@quietek.com



**TABLE OF CONTENTS**

Description	Page
1. General Information .....	6
1.1. EUT Description .....	6
1.2. Mode of Operation .....	8
1.3. Tested System Details .....	10
1.4. Configuration of Tested System .....	11
1.5. EUT Exercise Software .....	12
2. Technical Test .....	21
2.1. Summary of Test Result .....	21
2.2. Test Environment .....	22
3. Conducted Emission .....	23
3.1. Test Equipment .....	23
3.2. Test Setup .....	23
3.3. Limit.....	24
3.4. Test Procedure .....	24
3.5. Uncertainty .....	24
3.6. Test Result .....	25
4. Radiated Emission .....	31
4.1. Test Equipment .....	31
4.2. Test Setup .....	32
4.3. Limit.....	33
4.4. Test Procedure .....	33
4.5. Uncertainty .....	33
4.6. Test Result .....	34
5. RF Antenna Conducted Spurious.....	53
5.1. Test Equipment .....	53
5.2. Test Setup .....	53
5.3. Limit.....	53
5.4. Test Procedure .....	54
5.5. Uncertainty .....	54
5.6. Test Result .....	55
6. Radiated Emission Band Edge .....	94
6.1. Test Equipment .....	94
6.2. Test Setup .....	95
6.3. Limit.....	95
6.4. Test Procedure .....	95
6.5. Uncertainty .....	95
6.6. Test Result .....	96

7.	Operation Frequency Range of 20dB Bandwidth.....	256
7.1.	Test Equipment .....	256
7.2.	Test Setup .....	256
7.3.	Limit.....	256
7.4.	Test Procedure .....	256
7.5.	Uncertainty .....	257
7.6.	Test Result .....	258
8.	Occupied Bandwidth .....	282
8.1.	Test Equipment .....	282
8.2.	Test Setup .....	282
8.3.	Limit.....	282
8.4.	Test Procedure .....	282
8.5.	Uncertainty .....	283
8.6.	Test Result .....	284
9.	Power Output.....	323
9.1.	Test Equipment .....	323
9.2.	Test Setup .....	323
9.3.	Limit.....	323
9.4.	Test Procedure .....	323
9.5.	Uncertainty .....	324
9.6.	Test Result .....	325
10.	Power Spectral Density .....	331
10.1.	Test Equipment.....	421
10.2.	Test Setup .....	421
10.3.	Limit.....	421
10.4.	Test Procedure .....	421
10.5.	Uncertainty .....	422
10.6.	Test Result.....	423

## 1. General Information

### 1.1. EUT Description

Product Name	Notebook Computer
Trade Name	UNIWILL;ECS;ELITEGROUP;AVERATEC
Model No.	S21IIX (X=0~9, A~Z, or Blank); S21IXY (X=0~9, A~Z, or Blank; Y=0~9, A~Z, or Blank); AVERATEC ES-200; 2700 Series
FCC ID	WL6-S21IXY5300

Note:

This product includes several models shown as above, which are identical except their color of appearances.

Component	
Power Supply	Manufacturer: LI SHIN INTERNATIONAL ENTERPRISE CORP. M/N: 0335C2065 Input: AC 100-240V~, 50/60Hz, 1.7A Output: DC 20V, 3.25A

WLAN	Intel / Shirley Peak 5300
Working Voltage	DC 3.3V
Frequency Range	<p><b>For 2.4GHz Band</b></p> <p>802.11b/g/n(20MHz): 2412 - 2462 MHz</p> <p>802.11n(40MHz): 2422 - 2452 MHz</p> <p><b>For 5.0GHz Band</b></p> <p>802.11a/n(20MHz): 5180 - 5320 MHz, 5500 - 5700 MHz, 5745 - 5825MHz</p> <p>802.11n(40MHz): 5190 - 5310 MHz, 5510 - 5670 MHz, 5755 - 5795 MHz</p>
Channel Number	<p><b>For 2.4GHz Band</b></p> <p>802.11b/g/n(20MHz): 11</p> <p>802.11n(40MHz): 7</p> <p><b>For 5.0GHz Band</b></p> <p>802.11a/n(20MHz): 24</p> <p>802.11n(40MHz): 11</p>
Type of Modulation	<p>802.11b: DSSS</p> <p>802.11a/g/n: OFDM</p>
Data Rate	<p>802.11a/g: 6/9/12/18/24/36/48/54 Mbps</p> <p>802.11b: 1/2/5.5/11 Mbps</p> <p>802.11n: up to 450 Mbps</p>
Channel Control	Auto
Antenna Type	PIFA
Antenna Gain	Refer to the "Antenna List"

**For 2.4GHz Band**

802.11b/g/n(20MHz) Working Frequency of Each Channel:							
Channel	Frequency	Channel	Frequency	Channel	Frequency	Channel	Frequency
01	2412 MHz	02	2417 MHz	03	2422 MHz	04	2427 MHz
05	2432 MHz	06	2437 MHz	07	2442 MHz	08	2447 MHz
09	2452 MHz	10	2457 MHz	11	2462 MHz	N/A	N/A

802.11n(40MHz) Working Frequency of Each Channel:							
Channel	Frequency	Channel	Frequency	Channel	Frequency	Channel	Frequency
03	2422 MHz	04	2427 MHz	05	2432 MHz	06	2437 MHz
07	2442 MHz	08	2447 MHz	09	2452 MHz	N/A	N/A

**For 5.0GHz Band**

802.11a/n(20MHz) Working Frequency of Each Channel:							
Channel	Frequency	Channel	Frequency	Channel	Frequency	Channel	Frequency
36	5180 MHz	40	5200 MHz	44	5220 MHz	48	5240 MHz
52	5260 MHz	56	5280 MHz	60	5300 MHz	64	5320 MHz
100	5500 MHz	104	5520 MHz	108	5540 MHz	112	5560 MHz
116	5580 MHz	120	5600 MHz	124	5620 MHz	128	5640 MHz
132	5660 MHz	136	5680 MHz	140	5700 MHz	149	5745 MHz
153	5765 MHz	157	5785 MHz	161	5805 MHz	165	5825 MHz

802.11n(40MHz) Working Frequency of Each Channel:							
Channel	Frequency	Channel	Frequency	Channel	Frequency	Channel	Frequency
38	5190 MHz	46	5230 MHz	54	5270 MHz	62	5310 MHz
102	5510 MHz	110	5550 MHz	118	5590 MHz	126	5630 MHz
134	5670 MHz	151	5755 MHz	159	5795 MHz	N/A	N/A

**802.11a/b/g/n Antenna List**

Antenna	Manufacturer	Model No.	Peak Gain
Main Antenna	ECS COMPUTER CORP.	K05008006801	2.4GHz: -1.33dBi 5GHz: 0.27dBi
Aux Antenna	ECS COMPUTER CORP.	K05008006701	2.4GHz: -0.74dBi 5GHz: -0.53dBi
MIMO Antenna	ECS COMPUTER CORP.	K05008006601	2.4GHz: -0.97dBi 5GHz: 0.94 dBi



**1.2. Mode of Operation**

QuieTek has verified the construction and function in typical operation. All the test modes were carried out with the EUT in normal operation, which was shown in this test report and defined as:

Test Mode
Mode 1: Transmit by 802.11b
Mode 2: Transmit by 802.11g
Mode 3: Transmit by 802.11a
Mode 4: Transmit by 802.11n (20MHz)
Mode 5: Transmit by 802.11n (40MHz)

Note:

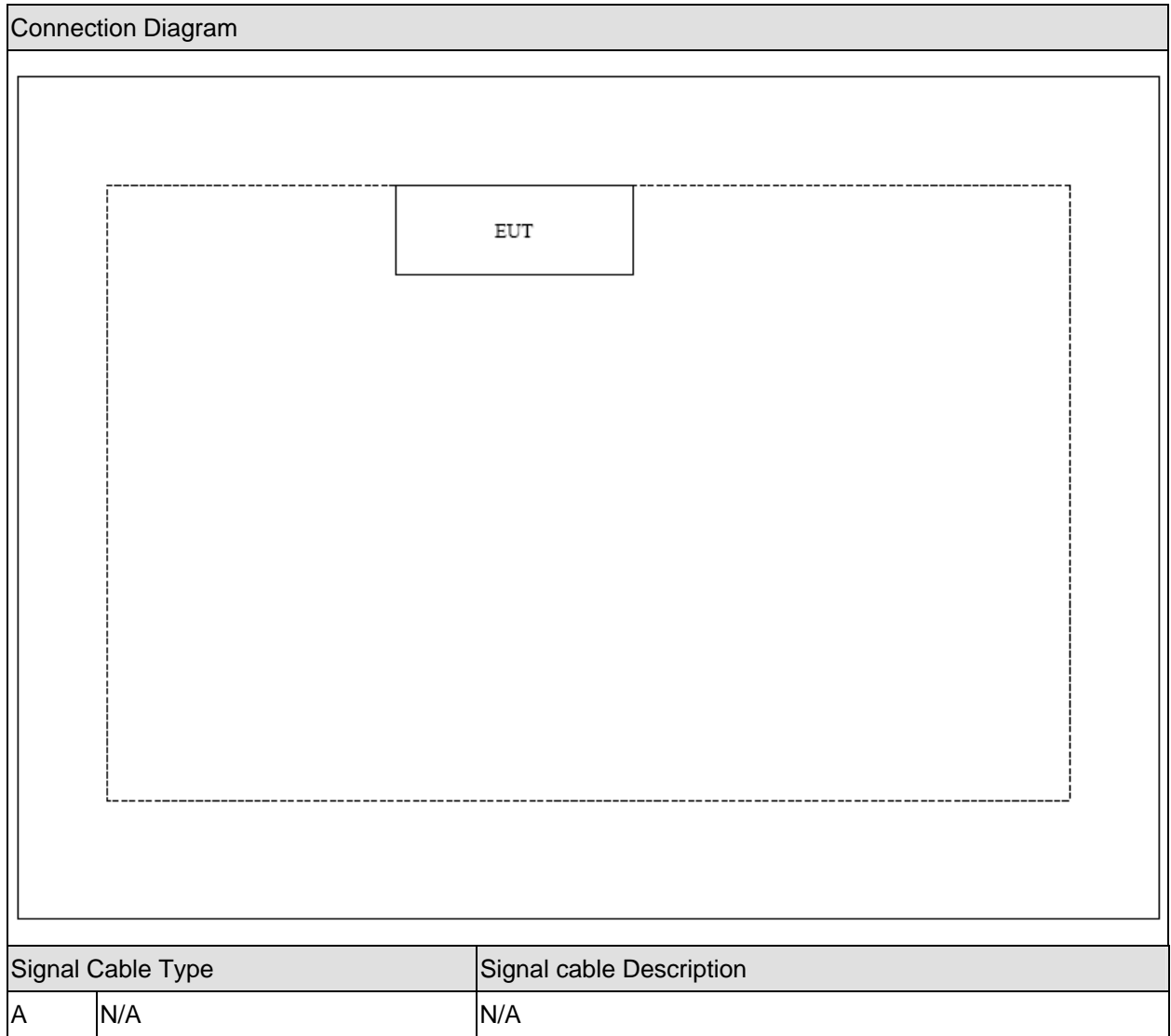
1. Regards to the frequency band operation: the lowest, middle and highest frequency of channel were selected to perform the test, then shown on this report.
2. This device is a composite device in accordance with Part 15 Subpart B regulations. The function for the receiver was measured and made a test report that the report number is 084S019-IT-US-P01V02, certified under Declaration of Conformity.

**1.3. Tested System Details**

The types for all equipments, plus descriptions of all cables used in the tested system (including inserted cards) are:

Product		Manufacturer	Model No.	Serial No.	Power Cord
1	N/A	N/A	N/A	N/A	N/A

**1.4. Configuration of Tested System**



**1.5. EUT Exercise Software**

1	Setup the EUT and simulators as shown on above
2	Turn on the power of equipment and run control software "Realink wireless utility" provided by applicant.
3	Select wireless mode bandwidth and channel for test. Click the "Start Transmit" button.

**Software Control Gain Setting Value**

Mode 1: 802.11b								
Channel	Frequency (MHz)	Register Setting			Power (dBm)			Total Power (dBm)
		Chain A	Chain B	Chain C	Chain A	Chain B	Chain C	
1	2412	22.5	N/A	N/A	16.47	N/A	N/A	16.47
6	2437	23	N/A	N/A	16.67	N/A	N/A	16.67
11	2462	23	N/A	N/A	16.45	N/A	N/A	16.45
Mode 1: 802.11b								
Channel	Frequency (MHz)	Register Setting			Power (dBm)			Total Power (dBm)
		Chain A	Chain B	Chain C	Chain A	Chain B	Chain C	
1	2412	N/A	23	N/A	N/A	16.58	N/A	16.58
6	2437	N/A	23	N/A	N/A	16.40	N/A	16.40
11	2462	N/A	23.5	N/A	N/A	16.52	N/A	16.52
Mode 1: 802.11b								
Channel	Frequency (MHz)	Register Setting			Power (dBm)			Total Power (dBm)
		Chain A	Chain B	Chain C	Chain A	Chain B	Chain C	
1	2412	N/A	N/A	24	N/A	N/A	16.38	16.38
6	2437	N/A	N/A	24.5	N/A	N/A	16.73	16.73
11	2462	N/A	N/A	24.5	N/A	N/A	16.46	16.46

Mode 2: 802.11g								
Channel	Frequency (MHz)	Register Setting			Power (dBm)			Total Power (dBm)
		Chain A	Chain B	Chain C	Chain A	Chain B	Chain C	
1	2412	26.5	N/A	N/A	16.66	N/A	N/A	16.66
6	2437	26.5	N/A	N/A	16.62	N/A	N/A	16.62
11	2462	27	N/A	N/A	16.70	N/A	N/A	16.70
Mode 2: 802.11g								
Channel	Frequency (MHz)	Register Setting			Power (dBm)			Total Power (dBm)
		Chain A	Chain B	Chain C	Chain A	Chain B	Chain C	
1	2412	N/A	27	N/A	N/A	16.63	N/A	16.63
6	2437	N/A	27	N/A	N/A	16.46	N/A	16.46
11	2462	N/A	27.5	N/A	N/A	16.59	N/A	16.59
Mode 2: 802.11g								
Channel	Frequency (MHz)	Register Setting			Power (dBm)			Total Power (dBm)
		Chain A	Chain B	Chain C	Chain A	Chain B	Chain C	
1	2412	N/A	N/A	27.5	N/A	N/A	16.41	16.41
6	2437	N/A	N/A	27.5	N/A	N/A	16.63	16.63
11	2462	N/A	N/A	28	N/A	N/A	16.70	16.70

Mode 3: 802.11a								
Channel	Frequency (MHz)	Register Setting			Power (dBm)			Total Power (dBm)
		Chain A	Chain B	Chain C	Chain A	Chain B	Chain C	
149	5745	25.5	N/A	N/A	16.19	N/A	N/A	16.19
157	5785	25.5	N/A	N/A	16.17	N/A	N/A	16.17
165	5825	26	N/A	N/A	16.29	N/A	N/A	16.29
Mode 3: 802.11a								
Channel	Frequency (MHz)	Register Setting			Power (dBm)			Total Power (dBm)
		Chain A	Chain B	Chain C	Chain A	Chain B	Chain C	
149	5745	N/A	26	N/A	N/A	15.94	N/A	15.94
157	5785	N/A	26	N/A	N/A	16.09	N/A	16.09
165	5825	N/A	26.5	N/A	N/A	16.04	N/A	16.04
Mode 3: 802.11a								
Channel	Frequency (MHz)	Register Setting			Power (dBm)			Total Power (dBm)
		Chain A	Chain B	Chain C	Chain A	Chain B	Chain C	
149	5745	N/A	N/A	26	N/A	N/A	16.02	16.02
157	5785	N/A	N/A	26.5	N/A	N/A	16.04	16.04
165	5825	N/A	N/A	26.5	N/A	N/A	15.95	15.95

Mode 4: 802.11n (20MHz Bandwidth)								
Channel	Frequency (MHz)	Register Setting			Power (dBm)			Total Power (dBm)
		Chain A	Chain B	Chain C	Chain A	Chain B	Chain C	
1	2412	26.5	N/A	N/A	16.65	N/A	N/A	16.65
6	2437	26.5	N/A	N/A	16.50	N/A	N/A	16.50
11	2462	27	N/A	N/A	16.69	N/A	N/A	16.69
149	5745	25.5	N/A	N/A	16.21	N/A	N/A	16.21
157	5785	25.5	N/A	N/A	16.09	N/A	N/A	16.09
165	5825	26	N/A	N/A	16.17	N/A	N/A	16.17
Mode 4: 802.11n (20MHz Bandwidth)								
Channel	Frequency (MHz)	Register Setting			Power (dBm)			Total Power (dBm)
		Chain A	Chain B	Chain C	Chain A	Chain B	Chain C	
1	2412	N/A	27	N/A	N/A	16.59	N/A	16.59
6	2437	N/A	27	N/A	N/A	16.41	N/A	16.41
11	2462	N/A	27.5	N/A	N/A	16.54	N/A	16.54
149	5745	N/A	25.5	N/A	N/A	15.85	N/A	15.85
157	5785	N/A	26	N/A	N/A	16.04	N/A	16.04
165	5825	N/A	26.5	N/A	N/A	16.11	N/A	16.11
Mode 4: 802.11n (20MHz Bandwidth)								
Channel	Frequency (MHz)	Register Setting			Power (dBm)			Total Power (dBm)
		Chain A	Chain B	Chain C	Chain A	Chain B	Chain C	
1	2412	N/A	N/A	27.5	N/A	N/A	16.59	16.59
6	2437	N/A	N/A	27.5	N/A	N/A	16.60	16.60
11	2462	N/A	N/A	28	N/A	N/A	16.67	16.67
149	5745	N/A	N/A	26	N/A	N/A	16.03	16.03
157	5785	N/A	N/A	26.5	N/A	N/A	15.92	15.92
165	5825	N/A	N/A	27	N/A	N/A	16.14	16.14



Mode 4: 802.11n (20MHz Bandwidth)								
Channel	Frequency (MHz)	Register Setting			Power (dBm)			Total Power (dBm)
		Chain A	Chain B	Chain C	Chain A	Chain B	Chain C	
1	2412	24.5	24.5	N/A	13.47	13.48	N/A	16.49
6	2437	24.5	25	N/A	13.39	13.65	N/A	16.53
11	2462	25	25	N/A	13.72	13.43	N/A	16.59
149	5745	25.5	26.5	N/A	13.14	13.12	N/A	16.14
157	5785	26	26.5	N/A	13.16	12.92	N/A	16.05
165	5825	26.5	26.5	N/A	13.06	13.06	N/A	16.07
Mode 4: 802.11n (20MHz Bandwidth)								
Channel	Frequency (MHz)	Register Setting			Power (dBm)			Total Power (dBm)
		Chain A	Chain B	Chain C	Chain A	Chain B	Chain C	
1	2412	24.5	N/A	25.5	13.58	N/A	13.55	16.58
6	2437	24.5	N/A	25.5	13.38	N/A	13.42	16.41
11	2462	25	N/A	26	13.60	N/A	13.94	16.78
149	5745	25.5	N/A	24	12.88	N/A	13.10	16.00
157	5785	25.5	N/A	25	12.79	N/A	13.14	15.98
165	5825	26.5	N/A	25.5	13.04	N/A	13.10	16.08
Mode 4: 802.11n (20MHz Bandwidth)								
Channel	Frequency (MHz)	Register Setting			Power (dBm)			Total Power (dBm)
		Chain A	Chain B	Chain C	Chain A	Chain B	Chain C	
1	2412	N/A	25	25.5	N/A	13.72	13.56	16.65
6	2437	N/A	25	25.5	N/A	13.52	13.47	16.51
11	2462	N/A	25.5	25.5	N/A	13.67	13.82	16.76
149	5745	N/A	23	24.5	N/A	13.01	12.98	16.01
157	5785	N/A	24	25	N/A	13.07	13.12	16.11
165	5825	N/A	24.5	25.5	N/A	13.10	13.13	16.13

Mode 4: 802.11n (20MHz Bandwidth)								
Channel	Frequency (MHz)	Register Setting			Power (dBm)			Total Power (dBm)
		Chain A	Chain B	Chain C	Chain A	Chain B	Chain C	
1	2412	24	23	23	11.85	11.83	11.78	16.59
6	2437	22.5	23.5	25	11.68	11.86	11.85	16.57
11	2462	23	23.5	25	11.87	11.70	11.81	16.57
149	5745	24	24.5	25	11.30	11.34	11.36	16.10
157	5785	24.5	24.5	26	11.41	11.24	11.27	16.08
165	5825	24.5	25	26.5	11.29	11.39	11.36	16.12

Mode 5: 802.11n (40MHz Bandwidth)								
Channel	Frequency (MHz)	Register Setting			Power (dBm)			Total Power (dBm)
		Chain A	Chain B	Chain C	Chain A	Chain B	Chain C	
3	2422	26	N/A	N/A	16.63	N/A	N/A	16.63
6	2437	26	N/A	N/A	16.67	N/A	N/A	16.67
9	2452	26	N/A	N/A	16.53	N/A	N/A	16.53
151	5755	25	N/A	N/A	16.38	N/A	N/A	16.38
159	5795	25	N/A	N/A	16.13	N/A	N/A	16.13

Mode 5: 802.11n (40MHz Bandwidth)								
Channel	Frequency (MHz)	Register Setting			Power (dBm)			Total Power (dBm)
		Chain A	Chain B	Chain C	Chain A	Chain B	Chain C	
3	2422	N/A	26.5	N/A	N/A	16.67	N/A	16.67
6	2437	N/A	26.5	N/A	N/A	16.60	N/A	16.60
9	2452	N/A	26.5	N/A	N/A	16.42	N/A	16.42
151	5755	N/A	25.5	N/A	N/A	16.13	N/A	16.13
159	5795	N/A	25.5	N/A	N/A	16.12	N/A	16.12

Mode 5: 802.11n (40MHz Bandwidth)								
Channel	Frequency (MHz)	Register Setting			Power (dBm)			Total Power (dBm)
		Chain A	Chain B	Chain C	Chain A	Chain B	Chain C	
3	2422	N/A	N/A	26.5	N/A	N/A	16.45	16.45
6	2437	N/A	N/A	26.5	N/A	N/A	16.38	16.38
9	2452	N/A	N/A	27	N/A	N/A	16.65	16.65
151	5755	N/A	N/A	26	N/A	N/A	15.96	15.96
159	5795	N/A	N/A	26	N/A	N/A	16.01	16.01
Mode 5: 802.11n (40MHz Bandwidth)								
Channel	Frequency (MHz)	Register Setting			Power (dBm)			Total Power (dBm)
		Chain A	Chain B	Chain C	Chain A	Chain B	Chain C	
3	2422	24	24	N/A	13.39	13.46	N/A	16.44
6	2437	24	24.5	N/A	13.48	13.63	N/A	16.57
9	2452	24.5	24.5	N/A	13.61	13.63	N/A	16.63
151	5755	25	26	N/A	13.11	13.02	N/A	16.08
159	5795	25.5	26	N/A	13.17	13.12	N/A	16.16
Mode 5: 802.11n (40MHz Bandwidth)								
Channel	Frequency (MHz)	Register Setting			Power (dBm)			Total Power (dBm)
		Chain A	Chain B	Chain C	Chain A	Chain B	Chain C	
3	2422	24	N/A	25.5	13.37	N/A	13.65	16.52
6	2437	24	N/A	25.5	13.51	N/A	13.60	16.57
9	2452	24.5	N/A	25.5	13.62	N/A	13.60	16.62
151	5755	25	N/A	24	13.00	N/A	13.11	16.07
159	5795	25.5	N/A	24.5	13.14	N/A	13.04	16.10

Mode 5: 802.11n (40MHz Bandwidth)								
Channel	Frequency (MHz)	Register Setting			Power (dBm)			Total Power (dBm)
		Chain A	Chain B	Chain C	Chain A	Chain B	Chain C	
3	2422	N/A	24.5	25.5	N/A	13.66	13.65	16.67
6	2437	N/A	24.5	25.5	N/A	13.50	13.55	16.54
9	2452	N/A	24.5	25.5	N/A	13.60	13.64	16.63
151	5755	N/A	23	24	N/A	13.06	12.88	15.98
159	5795	N/A	23.5	24.5	N/A	13.14	13.03	16.10
Mode 5: 802.11n (40MHz Bandwidth)								
Channel	Frequency (MHz)	Register Setting			Power (dBm)			Total Power (dBm)
		Chain A	Chain B	Chain C	Chain A	Chain B	Chain C	
3	2422	22	23	24	11.86	11.86	11.78	16.60
6	2437	22	23	24	11.73	11.78	11.77	16.53
9	2452	22.5	23	24	11.80	11.82	11.74	16.56
151	5755	23.5	24	25.5	11.26	11.27	11.34	16.06
159	5795	24	24	25.5	11.26	11.13	11.27	15.99

**Note:** All of the test items are performed at low data rate (as shown below) and getting the maximum power output.

Mode 1: 802.11b --- 1Mbps

Mode 2: 802.11g --- 6Mbps

Mode 3: 802.11a --- 6Mbps

Mode 4: 802.11n (20MHz Bandwidth) --- HT0

Mode 5: 802.11n (40MHz Bandwidth) --- HT0

## 2. Technical Test

### 2.1. Summary of Test Result

- No deviations from the test standards  
 Deviations from the test standards as below description:

Performed Test Item	Normative References	Test Performed	Deviation
Conducted Emission	FCC CFR Title 47 Part 15 Subpart C: 2007 Section 15.207	Yes	No
Radiated Emission	FCC CFR Title 47 Part 15 Subpart C: 2007 Section 15.209	Yes	No
RF Antenna Conducted Spurious	FCC CFR Title 47 Part 15 Subpart C: 2007 Section 15.247(d)	Yes	No
Radiated Emission Band Edge	FCC CFR Title 47 Part 15 Subpart C: 2007 15.247(d)	Yes	No
Operation Frequency Range of 20dB Bandwidth	FCC CFR Title 47 Part 15 Subpart C: 2007 15.215(c)	Yes	No
Occupied Bandwidth	FCC CFR Title 47 Part 15 Subpart C: 2007 Section 15.247(a)(2)	Yes	No
Power Output	FCC CFR Title 47 Part 15 Subpart C: 2007 Section 15.247(b)(3)	Yes	No
Power Spectral Density	FCC CFR Title 47 Part 15 Subpart C: 2007 Section 15.247(e)	Yes	No

**2.2. Test Environment**

Items	Required (IEC 68-1)	Actual
Temperature (°C)	15-35	21
Humidity (%RH)	25-75	50
Barometric pressure (mbar)	860-1060	950-1000

### 3. Conducted Emission

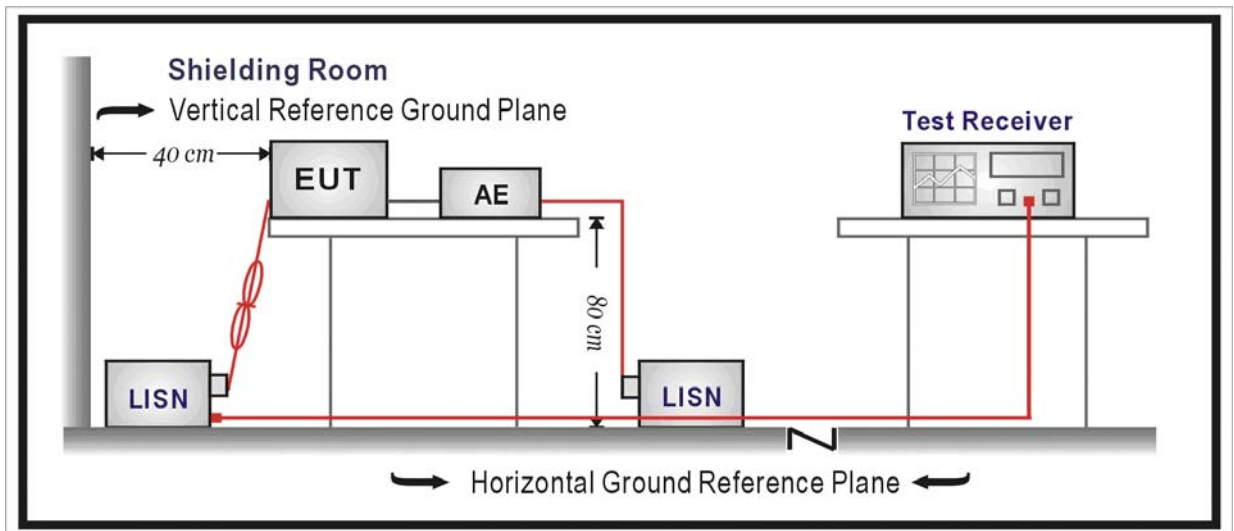
#### 3.1. Test Equipment

Conducted Emission / SR-1

Instrument	Manufacturer	Type No.	Serial No.	Cal. Date
EMI Test Receiver	R&S	ESCI	100726	2008/02/07
Two-Line V-Network	R&S	ENV216	100013	2007/11/15
Two-Line V-Network	R&S	ENV216	100014	2007/11/15
50ohm Coaxial Switch	Anritsu	MP59B	6200464462	2007/11/25
50ohm Termination	SHX	TF2	07081401	2007/10/19
Coaxial Cable	Luthi	RG214	519358	2007/11/25
Temperature/Humidity Meter	zhicheng	ZC1-2	QT-TH004	2008/03/31

Note: All equipments are calibrated with traceable calibrations. Each calibration is traceable to the national or international standards.

#### 3.2. Test Setup



**3.3. Limit**

FCC Part 15 Subpart C Paragraph 15.207 Limits		
Frequency (MHz)	QP (dBuV)	AV (dBuV)
0.15 - 0.50	66 - 56	56 - 46
0.50 - 5.0	56	46
5.0 - 30	60	50

Note 1: The lower limit shall apply at the transition frequencies.

Note 2: The limit decreases linearly with the logarithm of the frequency in the range 0.15 MHz to 0.5 MHz.

**3.4. Test Procedure**

The EUT was setup according to ANSI C63.4, 2003 and tested according to DTS test procedure of Oct 2002 KDB558074 for compliance to FCC 47CFR 15.247 requirements. The EUT was placed on a platform of nominal size, 1 m by 1.5 m, raised 80 cm above the conducting ground plane. The vertical conducting plane was located 40 cm to the rear of the EUT. All other surfaces of EUT were at least 80 cm from any other grounded conducting surface. The EUT and simulators are connected to the main power through a line impedance stabilization network (LISN). The LISN provides a 50 ohm /50uH coupling impedance for the measuring equipment. The peripheral devices are also connected to the main power through a LISN. (Please refer to the block diagram of the test setup and photographs)

Each current-carrying conductor of the EUT power cord, except the ground (safety) conductor, was individually connected through a LISN to the input power source.

The excess length of the power cord between the EUT and the LISN receptacle were folded back and forth at the center of the lead to form a bundle not exceeding 40 cm in length. Conducted emissions were investigated over the frequency range from 0.15MHz to 30MHz using a receiver bandwidth of 9 kHz.

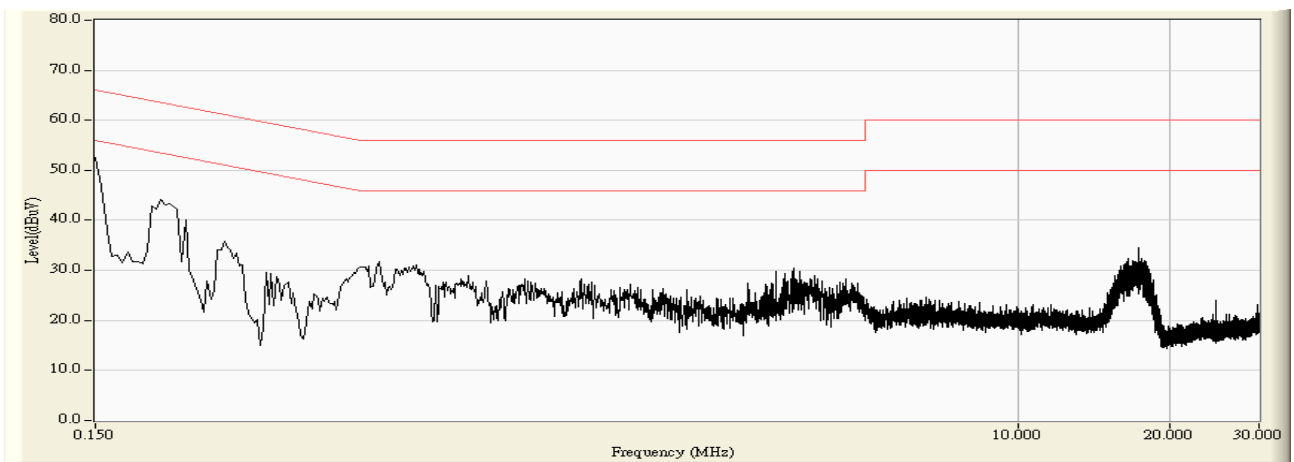
**3.5. Uncertainty**

The measurement uncertainty is defined as  $\pm 2.02$  dB

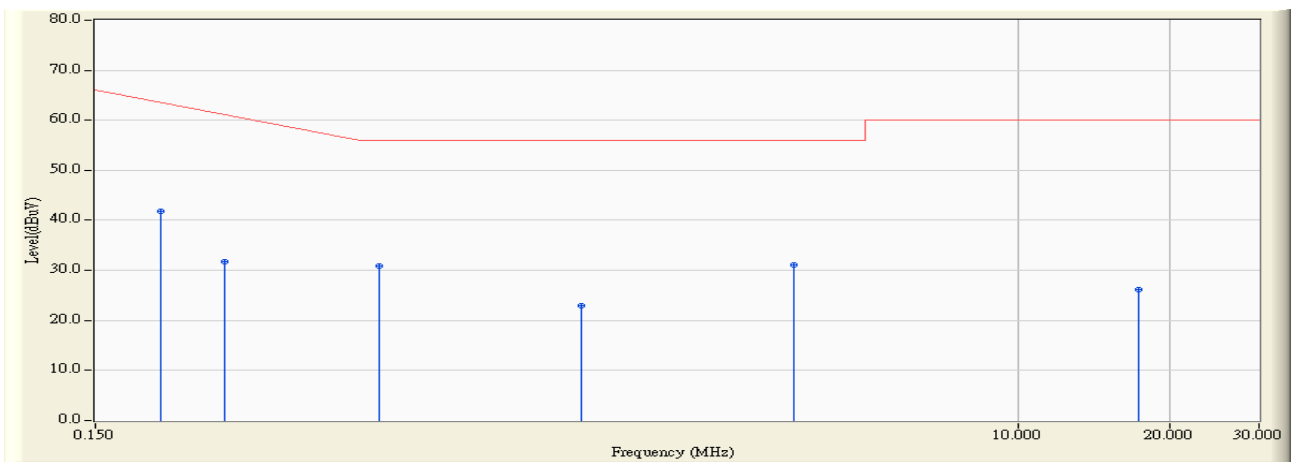


**3.6. Test Result**

Engineer : Jame	
Site : SR-1 (Conducted Emission and Power Disturbance Test)	Time : 2008/08/19 - 10:09
Limit : FCC_PartC_15.207_00M_QP	Margin : 10
EUT : Notebook(Intel 5300)	Probe : ENV216_100014(0.009-30MHz) - Line1
Power : AC 120V/60Hz	Note : Transmit by 802.11n(20MHz) at channel 2437MHz (Chain A+B+C)



Engineer : Jame	
Site : SR-1 (Conducted Emission and Power Disturbance Test)	Time : 2008/08/19 - 10:13
Limit : FCC_PartC_15.207_00M_QP	Margin : 0
EUT : Notebook(Intel 5300)	Probe : ENV216_100014(0.009-30MHz) - Line1
Power : AC 120V/60Hz	Note : Transmit by 802.11n(20MHz) at channel 2437MHz (Chain A+B+C)

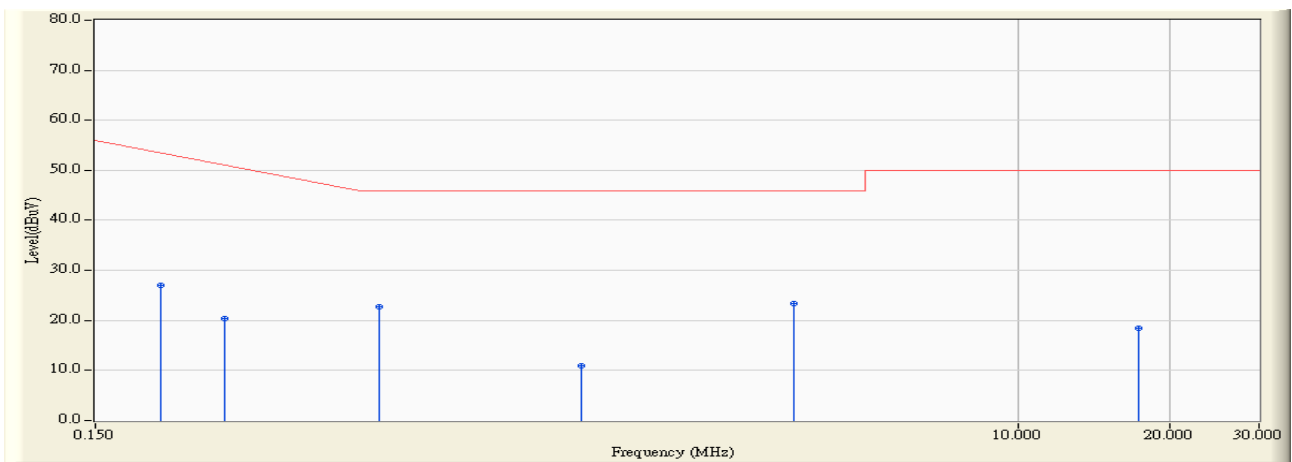


		Frequency (MHz)	Correct Factor (dB)	Reading Level (dBuV)	Measure Level (dBuV)	Margin (dB)	Limit (dBuV)	Detector Type
1	*	0.202	9.553	32.300	41.853	-22.661	64.514	QUASIPeAK
2		0.270	9.474	22.200	31.674	-30.897	62.571	QUASIPeAK
3		0.546	9.639	21.300	30.939	-25.061	56.000	QUASIPeAK
4		1.374	9.710	13.300	23.010	-32.990	56.000	QUASIPeAK
5		3.610	9.790	21.400	31.190	-24.810	56.000	QUASIPeAK
6		17.314	10.060	16.200	26.260	-33.740	60.000	QUASIPeAK

**Note:**

1. All Reading Levels are Quasi-Peak and average value.
2. " \* ", means this data is the worst emission level.
3. Measurement Level = Reading Level + Correct Factor

<b>Engineer : Jame</b>	
<b>Site : SR-1 (Conducted Emission and Power Disturbance Test)</b>	<b>Time : 2008/08/19 - 10:13</b>
<b>Limit : FCC_PartC_15.207_00M_AV</b>	<b>Margin : 0</b>
<b>EUT : Notebook(Intel 5300)</b>	<b>Probe : ENV216_100014(0.009-30MHz) - Line1</b>
<b>Power : AC 120V/60Hz</b>	<b>Note : Transmit by 802.11n(20MHz) at channel 2437MHz (Chain A+B+C)</b>

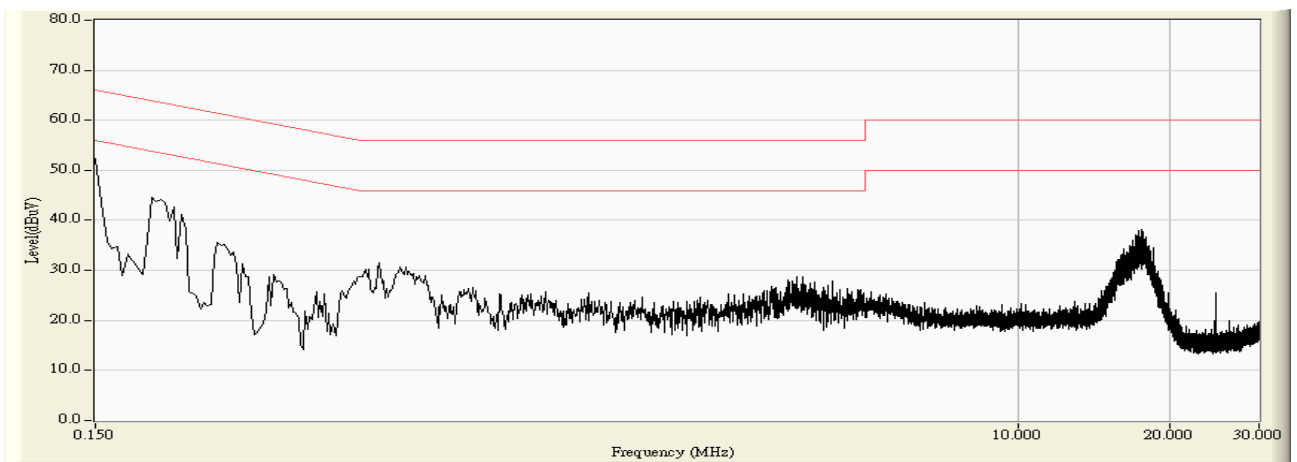


		Frequency (MHz)	Correct Factor (dB)	Reading Level (dBuV)	Measure Level (dBuV)	Margin (dB)	Limit (dBuV)	Detector Type
1		0.202	9.553	17.400	26.953	-27.561	54.514	AVERAGE
2		0.270	9.474	11.000	20.474	-32.097	52.571	AVERAGE
3		0.546	9.639	13.000	22.639	-23.361	46.000	AVERAGE
4		1.374	9.710	1.300	11.010	-34.990	46.000	AVERAGE
5	*	3.610	9.790	13.500	23.290	-22.710	46.000	AVERAGE
6		17.314	10.060	8.400	18.460	-31.540	50.000	AVERAGE

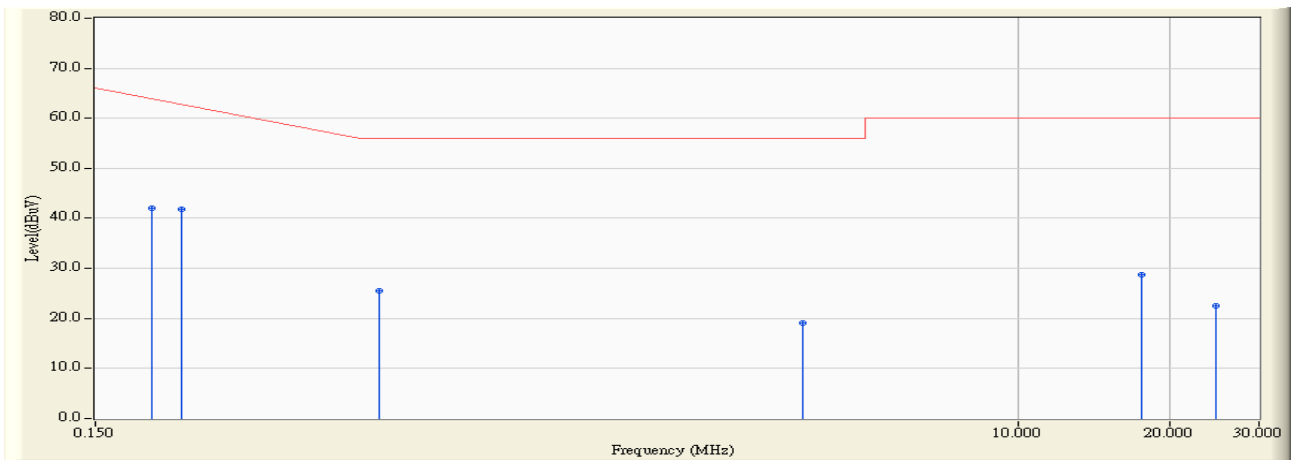
**Note:**

1. All Reading Levels are Quasi-Peak and average value.
2. " \* ", means this data is the worst emission level.
3. Measurement Level = Reading Level + Correct Factor

<b>Engineer : Jame</b>	
<b>Site : SR-1 (Conducted Emission and Power Disturbance Test)</b>	<b>Time : 2008/08/19 - 10:16</b>
<b>Limit : FCC_PartC_15.207_00M_QP</b>	<b>Margin : 10</b>
<b>EUT : Notebook(Intel 5300)</b>	<b>Probe : ENV216_100014(0.009-30MHz) - Line2</b>
<b>Power : AC 120V/60Hz</b>	<b>Note : Transmit by 802.11n(20MHz) at channel 2437MHz (Chain A+B+C)</b>



Engineer : Jame	
Site : SR-1 (Conducted Emission and Power Disturbance Test)	Time : 2008/08/19 - 10:20
Limit : FCC_PartC_15.207_00M_QP	Margin : 0
EUT : Notebook(Intel 5300)	Probe : ENV216_100014(0.009-30MHz) - Line2
Power : AC 120V/60Hz	Note : Transmit by 802.11n(20MHz) at channel 2437MHz (Chain A+B+C)

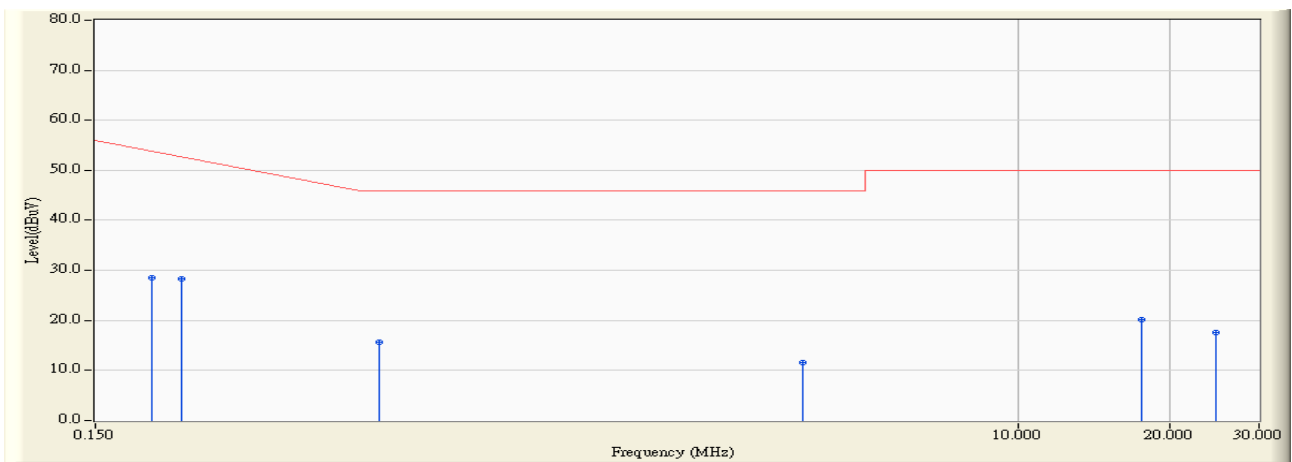


		Frequency (MHz)	Correct Factor (dB)	Reading Level (dBuV)	Measure Level (dBuV)	Margin (dB)	Limit (dBuV)	Detector Type
1		0.194	9.680	32.300	41.980	-22.763	64.743	QUASIPeAK
2	*	0.222	9.580	32.300	41.880	-22.063	63.943	QUASIPeAK
3		0.546	9.648	15.800	25.448	-30.552	56.000	QUASIPeAK
4		3.750	9.700	9.400	19.100	-36.900	56.000	QUASIPeAK
5		17.586	10.140	18.600	28.740	-31.260	60.000	QUASIPeAK
6		24.578	10.320	12.300	22.620	-37.380	60.000	QUASIPeAK

**Note:**

1. All Reading Levels are Quasi-Peak and average value.
2. " \* ", means this data is the worst emission level.
3. Measurement Level = Reading Level + Correct Factor

Engineer : Jame	
Site : SR-1 (Conducted Emission and Power Disturbance Test)	Time : 2008/08/19 - 10:20
Limit : FCC_PartC_15.207_00M_AV	Margin : 0
EUT : Notebook(Intel 5300)	Probe : ENV216_100014(0.009-30MHz) - Line2
Power : AC 120V/60Hz	Note : Transmit by 802.11n(20MHz) at channel 2437MHz (Chain A+B+C)



		Frequency (MHz)	Correct Factor (dB)	Reading Level (dBuV)	Measure Level (dBuV)	Margin (dB)	Limit (dBuV)	Detector Type
1		0.194	9.680	18.800	28.480	-26.263	54.743	AVERAGE
2	*	0.222	9.580	18.800	28.380	-25.563	53.943	AVERAGE
3		0.546	9.648	6.100	15.748	-30.252	46.000	AVERAGE
4		3.750	9.700	1.900	11.600	-34.400	46.000	AVERAGE
5		17.586	10.140	10.000	20.140	-29.860	50.000	AVERAGE
6		24.578	10.320	7.200	17.520	-32.480	50.000	AVERAGE

**Note:**

1. All Reading Levels are Quasi-Peak and average value.
2. " \* ", means this data is the worst emission level.
3. Measurement Level = Reading Level + Correct Factor

## 4. Radiated Emission

### 4.1. Test Equipment

Radiated Emission / AC-2

Instrument	Manufacturer	Type No.	Serial No.	Cal. Date
Spectrum Analyzer	Agilent	E4408B	MY45102679	2007/11/12
EMI Test Receiver	R&S	ESCI	100573	2008/05/10
Preamplifier	Quietek	AP-025C	QT-AP003	2007/11/25
Preamplifier	Quietek	AP-180C	CHM-0602012	2007/11/25
Bilog Type Antenna	Schaffner	CBL6112B	2932	2007/11/22
Broad-Band Horn Antenna	Schwarzbeck	BBHA9120D	496	2007/11/25
High-Pass Filter	Wainwright	WHKX2.8/18G-12SS	SN1	2008/03/03
Band Reject Filter	Wainwright	WRCG2400/2485-2375 /2510-60/11SS	SN9	2008/03/03
High-Pass Filter	Wainwright	WHKX7.0/18G-8SS	SN16	2008/03/03
Low-Pass Filter	Wainwright	WLKS4500-9SS	SN2	2008/03/03
50ohm Coaxial Switch	Anritsu	MP59B	6200447304	2007/11/25
Coaxial Cable	Huber+Suhner	AC2-C	04	2007/11/25
Temperature/Humidity Meter	zhicheng	ZC1-2	QT-TH002	2008/03/31

Radiated Emission / AC-3

Instrument	Manufacturer	Type No.	Serial No.	Cal. Date
Spectrum Analyzer	Agilent	N9010A	MY48030494	2008/04/24
EMI Test Receiver	R&S	ESCI	100176	2007/11/15
Preamplifier	Quietek	AP-025C	QT-AP004	2007/11/25
Preamplifier	Quietek	AP-180C	CHM-0602012	2007/11/25
Bilog Type Antenna	Schaffner	CBL6112D	22254	2007/11/22
Broad-Band Horn Antenna	Schwarzbeck	BBHA9120D	496	2007/11/25
High-Pass Filter	Wainwright	WHKX2.8/18G-12SS	SN1	2008/03/03
Band Reject Filter	Wainwright	WRCG2400/2485-2375 /2510-60/11SS	SN9	2008/03/03
High-Pass Filter	Wainwright	WHKX7.0/18G-8SS	SN16	2008/03/03
Low-Pass Filter	Wainwright	WLKS4500-9SS	SN2	2008/03/03
50ohm Coaxial Switch	Anritsu	MP59B	6200464463	2007/11/25
Coaxial Cable	Huber+Suhner	AC2-C	05	2007/11/25

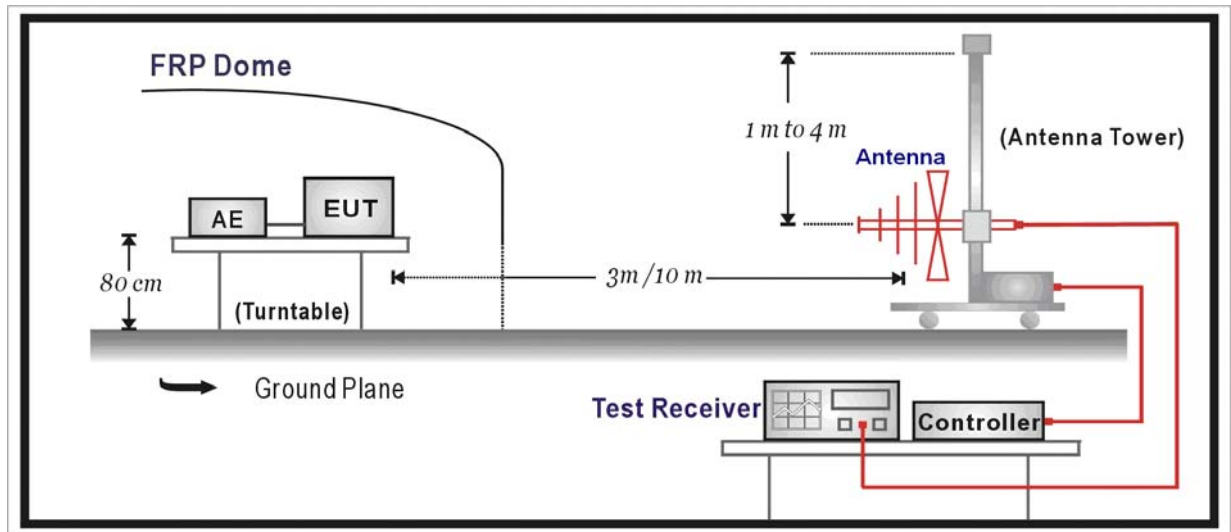
Temperature/Humidity Meter	zhicheng	ZC1-2	QT-TH003	2008/03/31
----------------------------	----------	-------	----------	------------

Note 1: All equipments are calibrated with traceable calibrations. Each calibration is traceable to the national or international standards.

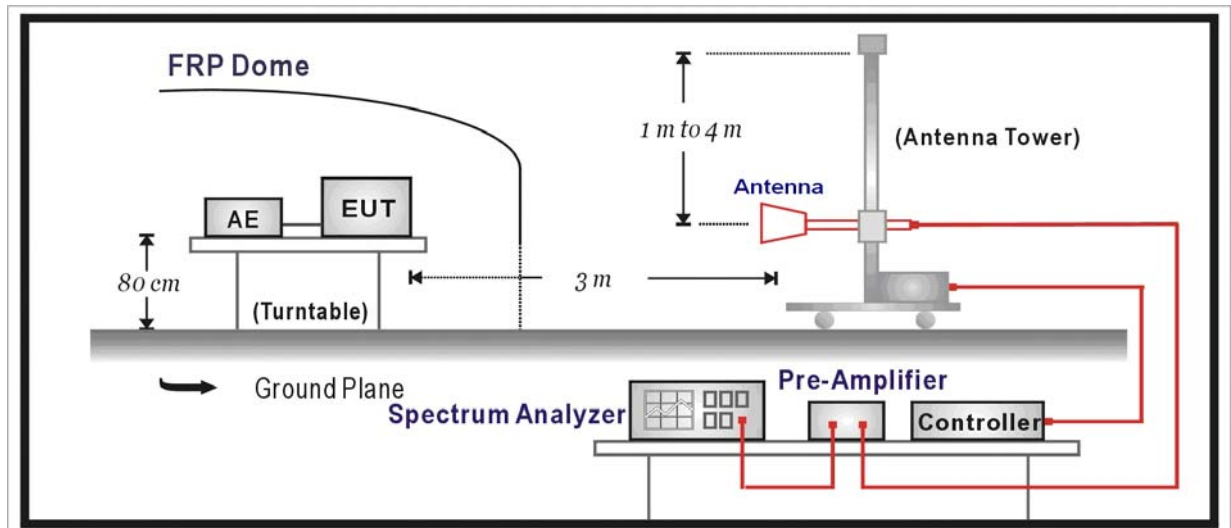
Note 2: The test instruments marked with "X" are used to measure the final test results.

### 4.2. Test Setup

Under 1GHz Test Setup:



Above 1GHz Test Setup:





**4.3. Limit**

FCC Part 15 Subpart C Paragraph 15.209		
Frequency (MHz)	Distance (m)	Level (dBuV/m)
30 - 88	3	40
88 - 216	3	43.5
216 - 960	3	46
Above 960	3	54

Note 1: The lower limit shall apply at the transition frequency.

Note 2: Distance refers to the distance in meters between the measuring instrument antenna and the closed point of any part of the device or system.

Note 3: E field strength (dBuV/m) = 20 log E field strength (uV/m)

**4.4. Test Procedure**

The EUT was setup according to ANSI C63.4, 2003 and tested according to DTS test procedure of Oct 2002 KDB558074 for compliance to FCC 47CFR 15.247 requirements.

The EUT is placed on a turn table which is 0.8 meter above ground. The turn table is rotated 360 degrees to determine the position of the maximum emission level. The EUT was positioned such that the distance from antenna to the EUT was 3 meters.

The antenna is scanned from 1 meter to 4 meters to find out the maximum emission level. This is repeated for both horizontal and vertical polarization of the antenna. In order to find the maximum emission, all of the interface cables were manipulated according to ANSI C63.4:2003 on radiated measurement.

The resolution bandwidth below 1GHz setting on the field strength meter is 120 kHz and above 1GHz is 1MHz.

The frequency range from 30MHz to 10th harmonic is checked.

Note: When doing emission measurement above 1GHz, the horn antenna will be bended down a little (as horn antenna has the narrow beamwidth) in order to keeping the antenna in the “cone of radiation” of EUT. The 3dB beamwidth is 60 degrees for H-plane and 90 degrees for E-plane.

**4.5. Uncertainty**

The measurement uncertainty above 1G is defined as ± 3.9 dB  
 below 1G is defined as ± 3.8 dB

## Test Result

Mode 1: 802.11b (Chain A)							
Frequency (MHz)	Polarization (H/V)	Measure Level (dBuV/m)	Limit (dBuV/m)	Margin (dB)	Detector	Height (cm)	Azimuth (degree)
Channel 1 (2412MHz)							
2989	H	44.05	74	-29.95	PK	120.50	65.80
2989	H	28.12	54	-25.88	AV	120.50	65.80
2989	V	46.29	74	-27.71	PK	114.20	144.80
2989	V	30.10	54	-23.90	AV	114.20	144.80
Channel 6 (2437MHz)							
2989	H	44.63	74	-29.37	PK	100.00	165.20
2989	H	27.35	54	-26.65	AV	100.00	165.20
3006	V	46.99	74	-27.01	PK	100.00	205.00
3006	V	30.24	54	-23.76	AV	100.00	205.00
Channel 11 (2462MHz)							
2989	H	44.30	74	-29.70	PK	100.00	187.00
2989	H	28.73	54	-25.27	AV	100.00	187.00
3006	V	46.67	74	-27.33	PK	106.00	328.00
3006	V	29.84	54	-24.16	AV	106.00	328.00

Mode 1: 802.11b (Chain B)							
Frequency (MHz)	Polarization (H/V)	Measure Level (dBuV/m)	Limit (dBuV/m)	Margin (dB)	Detector	Height (cm)	Azimuth (degree)
Channel 1 (2412MHz)							
2989	H	44.12	74	-29.88	PK	120.50	65.80
2989	H	28.15	54	-25.85	AV	120.50	65.80
4825	V	43.69	74	-30.31	PK	114.20	144.80
4825	V	27.94	54	-26.06	AV	114.20	144.80
Channel 6 (2437MHz)							
2989	H	43.51	74	-30.49	PK	100.00	165.20
2989	H	27.14	54	-26.86	AV	100.00	165.20
4876	V	44.20	74	-29.80	PK	100.00	205.00
4876	V	28.35	54	-25.65	AV	100.00	205.00
Channel 11 (2462MHz)							
4927	H	45.52	74	-28.48	PK	100.00	187.00
4927	H	31.26	54	-22.74	AV	100.00	187.00
2989	V	45.69	74	-28.31	PK	106.00	328.00
2989	V	30.72	54	-23.28	AV	106.00	328.00

Mode 1: 802.11b (Chain C)							
Frequency (MHz)	Polarization (H/V)	Measure Level (dBuV/m)	Limit (dBuV/m)	Margin (dB)	Detector	Height (cm)	Azimuth (degree)
Channel 1 (2412MHz)							
2989	H	44.39	74	-29.61	PK	120.50	65.80
2989	H	26.37	54	-27.63	AV	120.50	65.80
4824	V	48.07	74	-25.93	PK	114.20	144.80
4824	V	30.17	54	-23.83	AV	114.20	144.80
Channel 6 (2437MHz)							
1991	H	47.22	74	-26.78	PK	100.00	165.20
1991	H	29.31	54	-24.69	AV	100.00	165.20
1991	V	50.27	74	-23.73	PK	100.00	205.00
1991	V	32.84	54	-21.16	AV	100.00	205.00
Channel 11 (2462MHz)							
1595	H	43.85	74	-30.15	PK	100.00	187.00
1595	H	24.39	54	-29.61	AV	100.00	187.00
1595	V	48.27	74	-25.73	PK	106.00	328.00
1595	V	30.58	54	-23.42	AV	106.00	328.00

Mode 2: 802.11g (Chain A)							
Frequency (MHz)	Polarization (H/V)	Measure Level (dBuV/m)	Limit (dBuV/m)	Margin (dB)	Detector	Height (cm)	Azimuth (degree)
Channel 1 (2412MHz)							
2989	H	45.61	74	-28.39	PK	120.50	65.80
2989	H	28.53	54	-25.47	AV	120.50	65.80
3006	V	47.17	74	-26.83	PK	114.20	144.80
3006	V	29.91	54	-24.09	AV	114.20	144.80
Channel 6 (2437MHz)							
3006	H	43.77	74	-30.23	PK	100.00	165.20
3006	H	27.59	54	-26.41	AV	100.00	165.20
3006	V	45.66	74	-28.34	PK	100.00	205.00
3006	V	31.14	54	-22.86	AV	100.00	205.00
Channel 11 (2462MHz)							
2989	H	44.18	74	-29.82	PK	100.00	187.00
2989	H	28.03	54	-25.97	AV	100.00	187.00
3006	V	45.64	74	-28.36	PK	106.00	328.00
3006	V	30.05	54	-23.95	AV	106.00	328.00

Mode 2: 802.11g (Chain B)							
Frequency (MHz)	Polarization (H/V)	Measure Level (dBuV/m)	Limit (dBuV/m)	Margin (dB)	Detector	Height (cm)	Azimuth (degree)
Channel 1 (2412MHz)							
3006	H	45.79	74	-28.21	PK	120.50	65.80
3006	H	29.37	54	-24.63	AV	120.50	65.80
7239	V	53.14	74	-20.86	PK	114.20	144.80
7239	V	35.80	54	-18.20	AV	114.20	144.80
Channel 6 (2437MHz)							
3006	H	46.44	74	-27.56	PK	100.00	165.20
3006	H	29.59	54	-24.41	AV	100.00	165.20
4876	V	44.02	74	-29.98	PK	100.00	205.00
4876	V	25.48	54	-28.52	AV	100.00	205.00
Channel 11 (2462MHz)							
2989	H	43.21	74	-30.79	PK	100.00	187.00
2989	H	26.48	54	-27.52	AV	100.00	187.00
3006	V	45.48	74	-28.52	PK	106.00	328.00
3006	V	28.36	54	-25.64	AV	106.00	328.00

Mode 2: 802.11g (Chain C)							
Frequency (MHz)	Polarization (H/V)	Measure Level (dBuV/m)	Limit (dBuV/m)	Margin (dB)	Detector	Height (cm)	Azimuth (degree)
Channel 1 (2412MHz)							
2989	H	45.05	74	-28.95	PK	120.50	65.80
2989	H	27.39	54	-26.61	AV	120.50	65.80
3006	V	46.56	74	-27.44	PK	114.20	144.80
3006	V	29.18	54	-24.82	AV	114.20	144.80
Channel 6 (2437MHz)							
2989	H	45.51	74	-28.49	PK	100.00	165.20
2989	H	28.36	54	-25.64	AV	100.00	165.20
3006	V	47.89	74	-26.11	PK	100.00	205.00
3006	V	30.86	54	-23.14	AV	100.00	205.00
Channel 11 (2462MHz)							
2989	H	43.20	74	-30.80	PK	100.00	187.00
2989	H	25.74	54	-28.26	AV	100.00	187.00
3006	V	47.40	74	-26.60	PK	106.00	328.00
3006	V	30.26	54	-23.74	AV	106.00	328.00

Mode 3: 802.11a (Chain A)							
Frequency (MHz)	Polarization (H/V)	Measure Level (dBuV/m)	Limit (dBuV/m)	Margin (dB)	Detector	Height (cm)	Azimuth (degree)
Channel 1 (2412MHz)							
1595	H	44.55	74	-29.45	PK	120.50	65.80
1595	H	26.35	54	-27.65	AV	120.50	65.80
1595	V	47.03	74	-26.97	PK	114.20	144.80
1595	V	30.02	54	-23.98	AV	114.20	144.80
Channel 6 (2437MHz)							
1991	H	47.22	74	-26.78	PK	100.00	165.20
1991	H	29.31	54	-24.69	AV	100.00	165.20
1991	V	50.27	74	-23.73	PK	100.00	205.00
1991	V	32.84	54	-21.16	AV	100.00	205.00
Channel 11 (2462MHz)							
1595	H	43.85	74	-30.15	PK	100.00	187.00
1595	H	24.39	54	-29.61	AV	100.00	187.00
1595	V	48.27	74	-25.73	PK	106.00	328.00
1595	V	30.58	54	-23.42	AV	106.00	328.00

Mode 3: 802.11a (Chain B)							
Frequency (MHz)	Polarization (H/V)	Measure Level (dBuV/m)	Limit (dBuV/m)	Margin (dB)	Detector	Height (cm)	Azimuth (degree)
Channel 1 (2412MHz)							
1595	H	44.55	74	-29.45	PK	120.50	65.80
1595	H	26.35	54	-27.65	AV	120.50	65.80
1595	V	47.03	74	-26.97	PK	114.20	144.80
1595	V	30.02	54	-23.98	AV	114.20	144.80
Channel 6 (2437MHz)							
1991	H	47.22	74	-26.78	PK	100.00	165.20
1991	H	29.31	54	-24.69	AV	100.00	165.20
1991	V	50.27	74	-23.73	PK	100.00	205.00
1991	V	32.84	54	-21.16	AV	100.00	205.00
Channel 11 (2462MHz)							
1595	H	43.85	74	-30.15	PK	100.00	187.00
1595	H	24.39	54	-29.61	AV	100.00	187.00
1595	V	48.27	74	-25.73	PK	106.00	328.00
1595	V	30.58	54	-23.42	AV	106.00	328.00

Mode 3: 802.11a (Chain C)							
Frequency (MHz)	Polarization (H/V)	Measure Level (dBuV/m)	Limit (dBuV/m)	Margin (dB)	Detector	Height (cm)	Azimuth (degree)
Channel 1 (2412MHz)							
1595	H	44.55	74	-29.45	PK	120.50	65.80
1595	H	26.35	54	-27.65	AV	120.50	65.80
1595	V	47.03	74	-26.97	PK	114.20	144.80
1595	V	30.02	54	-23.98	AV	114.20	144.80
Channel 6 (2437MHz)							
1991	H	47.22	74	-26.78	PK	100.00	165.20
1991	H	29.31	54	-24.69	AV	100.00	165.20
1991	V	50.27	74	-23.73	PK	100.00	205.00
1991	V	32.84	54	-21.16	AV	100.00	205.00
Channel 11 (2462MHz)							
1595	H	43.85	74	-30.15	PK	100.00	187.00
1595	H	24.39	54	-29.61	AV	100.00	187.00
1595	V	48.27	74	-25.73	PK	106.00	328.00
1595	V	30.58	54	-23.42	AV	106.00	328.00

Mode 4: 802.11n (20MHz Bandwidth) (Chain A)							
Frequency (MHz)	Polarization (H/V)	Measure Level (dBuV/m)	Limit (dBuV/m)	Margin (dB)	Detector	Height (cm)	Azimuth (degree)
<b>Channel 1 (2412MHz)</b>							
2989	H	43.71	74	-30.29	PK	120.50	65.80
2989	H	27.45	54	-26.55	AV	120.50	65.80
3006	V	46.08	74	-27.92	PK	114.20	144.80
3006	V	31.26	54	-22.74	AV	114.20	144.80
<b>Channel 6 (2437MHz)</b>							
2989	H	43.15	74	-30.85	PK	100.00	165.20
2989	H	27.51	54	-26.49	AV	100.00	165.20
3006	V	45.32	74	-28.68	PK	100.00	205.00
3006	V	30.04	54	-23.96	AV	100.00	205.00
<b>Channel 11 (2462MHz)</b>							
2989	H	43.35	74	-30.65	PK	100.00	187.00
2989	H	27.24	54	-26.76	AV	100.00	187.00
3006	V	46.22	74	-27.78	PK	106.00	328.00
3006	V	31.29	54	-22.71	AV	106.00	328.00
<b>Channel 149 (5745MHz)</b>							
1595	H	43.85	74	-30.15	PK	100.00	187.00
1595	H	24.39	54	-29.61	AV	100.00	187.00
1595	V	48.27	74	-25.73	PK	106.00	328.00
1595	V	30.58	54	-23.42	AV	106.00	328.00
<b>Channel 157 (5785MHz)</b>							
1595	H	43.85	74	-30.15	PK	100.00	187.00
1595	H	24.39	54	-29.61	AV	100.00	187.00
1595	V	48.27	74	-25.73	PK	106.00	328.00
1595	V	30.58	54	-23.42	AV	106.00	328.00
<b>Channel 165 (5825MHz)</b>							
1595	H	43.85	74	-30.15	PK	100.00	187.00
1595	H	24.39	54	-29.61	AV	100.00	187.00
1595	V	48.27	74	-25.73	PK	106.00	328.00
1595	V	30.58	54	-23.42	AV	106.00	328.00

Mode 4: 802.11n (20MHz Bandwidth) (Chain B)							
Frequency (MHz)	Polarization (H/V)	Measure Level (dBuV/m)	Limit (dBuV/m)	Margin (dB)	Detector	Height (cm)	Azimuth (degree)
<b>Channel 1 (2412MHz)</b>							
2989	H	44.21	74	-29.79	PK	120.50	65.80
2989	H	26.95	54	-27.05	AV	120.50	65.80
3006	V	45.53	74	-28.47	PK	114.20	144.80
3006	V	27.17	54	-26.83	AV	114.20	144.80
<b>Channel 6 (2437MHz)</b>							
2989	H	43.66	74	-30.34	PK	100.00	165.20
2989	H	25.49	54	-28.51	AV	100.00	165.20
3006	V	46.07	74	-27.93	PK	100.00	205.00
3006	V	29.36	54	-24.64	AV	100.00	205.00
<b>Channel 11 (2462MHz)</b>							
2989	H	44.85	74	-29.15	PK	100.00	187.00
2989	H	27.39	54	-26.61	AV	100.00	187.00
3006	V	46.03	74	-27.97	PK	106.00	328.00
3006	V	30.14	54	-23.86	AV	106.00	328.00
<b>Channel 149 (5745MHz)</b>							
1595	H	43.85	74	-30.15	PK	100.00	187.00
1595	H	24.39	54	-29.61	AV	100.00	187.00
1595	V	48.27	74	-25.73	PK	106.00	328.00
1595	V	30.58	54	-23.42	AV	106.00	328.00
<b>Channel 157 (5785MHz)</b>							
1595	H	43.85	74	-30.15	PK	100.00	187.00
1595	H	24.39	54	-29.61	AV	100.00	187.00
1595	V	48.27	74	-25.73	PK	106.00	328.00
1595	V	30.58	54	-23.42	AV	106.00	328.00
<b>Channel 165 (5825MHz)</b>							
1595	H	43.85	74	-30.15	PK	100.00	187.00
1595	H	24.39	54	-29.61	AV	100.00	187.00
1595	V	48.27	74	-25.73	PK	106.00	328.00
1595	V	30.58	54	-23.42	AV	106.00	328.00



Mode 4: 802.11n (20MHz Bandwidth) (Chain C)							
Frequency (MHz)	Polarization (H/V)	Measure Level (dBuV/m)	Limit (dBuV/m)	Margin (dB)	Detector	Height (cm)	Azimuth (degree)
Channel 1 (2412MHz)							
2989	H	44.21	74	-29.79	PK	120.50	65.80
2989	H	26.37	54	-27.63	AV	120.50	65.80
3006	V	47.24	74	-26.76	PK	114.20	144.80
3006	V	28.47	54	-25.53	AV	114.20	144.80
Channel 6 (2437MHz)							
2989	H	43.96	74	-30.04	PK	100.00	165.20
2989	H	25.18	54	-28.82	AV	100.00	165.20
3006	V	45.92	74	-28.08	PK	100.00	205.00
3006	V	27.58	54	-26.42	AV	100.00	205.00
Channel 11 (2462MHz)							
3193	H	44.41	74	-29.59	PK	100.00	187.00
3193	H	26.28	54	-27.72	AV	100.00	187.00
3006	V	44.42	74	-29.58	PK	106.00	328.00
3006	V	26.94	54	-27.06	AV	106.00	328.00
Channel 149 (5745MHz)							
1595	H	43.85	74	-30.15	PK	100.00	187.00
1595	H	24.39	54	-29.61	AV	100.00	187.00
1595	V	48.27	74	-25.73	PK	106.00	328.00
1595	V	30.58	54	-23.42	AV	106.00	328.00
Channel 157 (5785MHz)							
1595	H	43.85	74	-30.15	PK	100.00	187.00
1595	H	24.39	54	-29.61	AV	100.00	187.00
1595	V	48.27	74	-25.73	PK	106.00	328.00
1595	V	30.58	54	-23.42	AV	106.00	328.00
Channel 165 (5825MHz)							
1595	H	43.85	74	-30.15	PK	100.00	187.00
1595	H	24.39	54	-29.61	AV	100.00	187.00
1595	V	48.27	74	-25.73	PK	106.00	328.00
1595	V	30.58	54	-23.42	AV	106.00	328.00

Mode 4: 802.11n (20MHz Bandwidth) (Chain A+B)							
Frequency (MHz)	Polarization (H/V)	Measure Level (dBuV/m)	Limit (dBuV/m)	Margin (dB)	Detector	Height (cm)	Azimuth (degree)
<b>Channel 1 (2412MHz)</b>							
2989	H	44.55	74	-29.45	PK	120.50	65.80
2989	H	26.35	54	-27.65	AV	120.50	65.80
3006	V	47.03	74	-26.97	PK	114.20	144.80
3006	V	30.02	54	-23.98	AV	114.20	144.80
<b>Channel 6 (2437MHz)</b>							
2989	H	47.22	74	-26.78	PK	100.00	165.20
2989	H	29.31	54	-24.69	AV	100.00	165.20
3006	V	50.27	74	-23.73	PK	100.00	205.00
3006	V	32.84	54	-21.16	AV	100.00	205.00
<b>Channel 11 (2462MHz)</b>							
2989	H	43.85	74	-30.15	PK	100.00	187.00
2989	H	24.39	54	-29.61	AV	100.00	187.00
3006	V	48.27	74	-25.73	PK	106.00	328.00
3006	V	30.58	54	-23.42	AV	106.00	328.00
<b>Channel 149 (5745MHz)</b>							
1595	H	43.85	74	-30.15	PK	100.00	187.00
1595	H	24.39	54	-29.61	AV	100.00	187.00
1595	V	48.27	74	-25.73	PK	106.00	328.00
1595	V	30.58	54	-23.42	AV	106.00	328.00
<b>Channel 157 (5785MHz)</b>							
1595	H	43.85	74	-30.15	PK	100.00	187.00
1595	H	24.39	54	-29.61	AV	100.00	187.00
1595	V	48.27	74	-25.73	PK	106.00	328.00
1595	V	30.58	54	-23.42	AV	106.00	328.00
<b>Channel 165 (5825MHz)</b>							
1595	H	43.85	74	-30.15	PK	100.00	187.00
1595	H	24.39	54	-29.61	AV	100.00	187.00
1595	V	48.27	74	-25.73	PK	106.00	328.00
1595	V	30.58	54	-23.42	AV	106.00	328.00

Mode 4: 802.11n (20MHz Bandwidth) (Chain A+C)							
Frequency (MHz)	Polarization (H/V)	Measure Level (dBuV/m)	Limit (dBuV/m)	Margin (dB)	Detector	Height (cm)	Azimuth (degree)
<b>Channel 1 (2412MHz)</b>							
2989	H	44.55	74	-29.45	PK	120.50	65.80
2989	H	26.35	54	-27.65	AV	120.50	65.80
3006	V	47.03	74	-26.97	PK	114.20	144.80
3006	V	30.02	54	-23.98	AV	114.20	144.80
<b>Channel 6 (2437MHz)</b>							
2989	H	47.22	74	-26.78	PK	100.00	165.20
2989	H	29.31	54	-24.69	AV	100.00	165.20
3006	V	50.27	74	-23.73	PK	100.00	205.00
3006	V	32.84	54	-21.16	AV	100.00	205.00
<b>Channel 11 (2462MHz)</b>							
2989	H	43.85	74	-30.15	PK	100.00	187.00
2989	H	24.39	54	-29.61	AV	100.00	187.00
3006	V	48.27	74	-25.73	PK	106.00	328.00
3006	V	30.58	54	-23.42	AV	106.00	328.00
<b>Channel 149 (5745MHz)</b>							
1595	H	43.85	74	-30.15	PK	100.00	187.00
1595	H	24.39	54	-29.61	AV	100.00	187.00
1595	V	48.27	74	-25.73	PK	106.00	328.00
1595	V	30.58	54	-23.42	AV	106.00	328.00
<b>Channel 157 (5785MHz)</b>							
1595	H	43.85	74	-30.15	PK	100.00	187.00
1595	H	24.39	54	-29.61	AV	100.00	187.00
1595	V	48.27	74	-25.73	PK	106.00	328.00
1595	V	30.58	54	-23.42	AV	106.00	328.00
<b>Channel 165 (5825MHz)</b>							
1595	H	43.85	74	-30.15	PK	100.00	187.00
1595	H	24.39	54	-29.61	AV	100.00	187.00
1595	V	48.27	74	-25.73	PK	106.00	328.00
1595	V	30.58	54	-23.42	AV	106.00	328.00

Mode 4: 802.11n (20MHz Bandwidth) (Chain B+C)							
Frequency (MHz)	Polarization (H/V)	Measure Level (dBuV/m)	Limit (dBuV/m)	Margin (dB)	Detector	Height (cm)	Azimuth (degree)
<b>Channel 1 (2412MHz)</b>							
2989	H	44.55	74	-29.45	PK	120.50	65.80
2989	H	26.35	54	-27.65	AV	120.50	65.80
3006	V	47.03	74	-26.97	PK	114.20	144.80
3006	V	30.02	54	-23.98	AV	114.20	144.80
<b>Channel 6 (2437MHz)</b>							
2989	H	47.22	74	-26.78	PK	100.00	165.20
2989	H	29.31	54	-24.69	AV	100.00	165.20
3006	V	50.27	74	-23.73	PK	100.00	205.00
3006	V	32.84	54	-21.16	AV	100.00	205.00
<b>Channel 11 (2462MHz)</b>							
2989	H	43.85	74	-30.15	PK	100.00	187.00
2989	H	24.39	54	-29.61	AV	100.00	187.00
3006	V	48.27	74	-25.73	PK	106.00	328.00
3006	V	30.58	54	-23.42	AV	106.00	328.00
<b>Channel 149 (5745MHz)</b>							
1595	H	43.85	74	-30.15	PK	100.00	187.00
1595	H	24.39	54	-29.61	AV	100.00	187.00
1595	V	48.27	74	-25.73	PK	106.00	328.00
1595	V	30.58	54	-23.42	AV	106.00	328.00
<b>Channel 157 (5785MHz)</b>							
1595	H	43.85	74	-30.15	PK	100.00	187.00
1595	H	24.39	54	-29.61	AV	100.00	187.00
1595	V	48.27	74	-25.73	PK	106.00	328.00
1595	V	30.58	54	-23.42	AV	106.00	328.00
<b>Channel 165 (5825MHz)</b>							
1595	H	43.85	74	-30.15	PK	100.00	187.00
1595	H	24.39	54	-29.61	AV	100.00	187.00
1595	V	48.27	74	-25.73	PK	106.00	328.00
1595	V	30.58	54	-23.42	AV	106.00	328.00

Mode 4: 802.11n (20MHz Bandwidth) (Chain A+B+C)							
Frequency (MHz)	Polarization (H/V)	Measure Level (dBuV/m)	Limit (dBuV/m)	Margin (dB)	Detector	Height (cm)	Azimuth (degree)
<b>Channel 1 (2412MHz)</b>							
2989	H	44.55	74	-29.45	PK	120.50	65.80
2989	H	26.35	54	-27.65	AV	120.50	65.80
3006	V	47.03	74	-26.97	PK	114.20	144.80
3006	V	30.02	54	-23.98	AV	114.20	144.80
<b>Channel 6 (2437MHz)</b>							
2989	H	47.22	74	-26.78	PK	100.00	165.20
2989	H	29.31	54	-24.69	AV	100.00	165.20
3006	V	50.27	74	-23.73	PK	100.00	205.00
3006	V	32.84	54	-21.16	AV	100.00	205.00
<b>Channel 11 (2462MHz)</b>							
2989	H	43.85	74	-30.15	PK	100.00	187.00
2989	H	24.39	54	-29.61	AV	100.00	187.00
3006	V	48.27	74	-25.73	PK	106.00	328.00
3006	V	30.58	54	-23.42	AV	106.00	328.00
<b>Channel 149 (5745MHz)</b>							
1595	H	43.85	74	-30.15	PK	100.00	187.00
1595	H	24.39	54	-29.61	AV	100.00	187.00
1595	V	48.27	74	-25.73	PK	106.00	328.00
1595	V	30.58	54	-23.42	AV	106.00	328.00
<b>Channel 157 (5785MHz)</b>							
1595	H	43.85	74	-30.15	PK	100.00	187.00
1595	H	24.39	54	-29.61	AV	100.00	187.00
1595	V	48.27	74	-25.73	PK	106.00	328.00
1595	V	30.58	54	-23.42	AV	106.00	328.00
<b>Channel 165 (5825MHz)</b>							
1595	H	43.85	74	-30.15	PK	100.00	187.00
1595	H	24.39	54	-29.61	AV	100.00	187.00
1595	V	48.27	74	-25.73	PK	106.00	328.00
1595	V	30.58	54	-23.42	AV	106.00	328.00

Mode 5: 802.11n (40MHz Bandwidth) (Chain A)							
Frequency (MHz)	Polarization (H/V)	Measure Level (dBuV/m)	Limit (dBuV/m)	Margin (dB)	Detector	Height (cm)	Azimuth (degree)
<b>Channel 3 (2422MHz)</b>							
2989	H	44.55	74	-29.45	PK	120.50	65.80
2989	H	26.35	54	-27.65	AV	120.50	65.80
3006	V	47.03	74	-26.97	PK	114.20	144.80
3006	V	30.02	54	-23.98	AV	114.20	144.80
<b>Channel 6 (2437MHz)</b>							
2989	H	47.22	74	-26.78	PK	100.00	165.20
2989	H	29.31	54	-24.69	AV	100.00	165.20
3006	V	50.27	74	-23.73	PK	100.00	205.00
3006	V	32.84	54	-21.16	AV	100.00	205.00
<b>Channel 9 (2452MHz)</b>							
2989	H	43.85	74	-30.15	PK	100.00	187.00
2989	H	24.39	54	-29.61	AV	100.00	187.00
3006	V	48.27	74	-25.73	PK	106.00	328.00
3006	V	30.58	54	-23.42	AV	106.00	328.00
<b>Channel 151 (5755MHz)</b>							
1595	H	43.85	74	-30.15	PK	100.00	187.00
1595	H	24.39	54	-29.61	AV	100.00	187.00
1595	V	48.27	74	-25.73	PK	106.00	328.00
1595	V	30.58	54	-23.42	AV	106.00	328.00
<b>Channel 159 (5795MHz)</b>							
1595	H	43.85	74	-30.15	PK	100.00	187.00
1595	H	24.39	54	-29.61	AV	100.00	187.00
1595	V	48.27	74	-25.73	PK	106.00	328.00
1595	V	30.58	54	-23.42	AV	106.00	328.00

Mode 5: 802.11n (40MHz Bandwidth) (Chain B)							
Frequency (MHz)	Polarization (H/V)	Measure Level (dBuV/m)	Limit (dBuV/m)	Margin (dB)	Detector	Height (cm)	Azimuth (degree)
<b>Channel 3 (2422MHz)</b>							
2989	H	44.55	74	-29.45	PK	120.50	65.80
2989	H	26.35	54	-27.65	AV	120.50	65.80
3006	V	47.03	74	-26.97	PK	114.20	144.80
3006	V	30.02	54	-23.98	AV	114.20	144.80
<b>Channel 6 (2437MHz)</b>							
2989	H	47.22	74	-26.78	PK	100.00	165.20
2989	H	29.31	54	-24.69	AV	100.00	165.20
3006	V	50.27	74	-23.73	PK	100.00	205.00
3006	V	32.84	54	-21.16	AV	100.00	205.00
<b>Channel 9 (2452MHz)</b>							
2989	H	43.85	74	-30.15	PK	100.00	187.00
2989	H	24.39	54	-29.61	AV	100.00	187.00
3006	V	48.27	74	-25.73	PK	106.00	328.00
3006	V	30.58	54	-23.42	AV	106.00	328.00
<b>Channel 151 (5755MHz)</b>							
1595	H	43.85	74	-30.15	PK	100.00	187.00
1595	H	24.39	54	-29.61	AV	100.00	187.00
1595	V	48.27	74	-25.73	PK	106.00	328.00
1595	V	30.58	54	-23.42	AV	106.00	328.00
<b>Channel 159 (5795MHz)</b>							
1595	H	43.85	74	-30.15	PK	100.00	187.00
1595	H	24.39	54	-29.61	AV	100.00	187.00
1595	V	48.27	74	-25.73	PK	106.00	328.00
1595	V	30.58	54	-23.42	AV	106.00	328.00

Mode 5: 802.11n (40MHz Bandwidth) (Chain C)							
Frequency (MHz)	Polarization (H/V)	Measure Level (dBuV/m)	Limit (dBuV/m)	Margin (dB)	Detector	Height (cm)	Azimuth (degree)
Channel 3 (2422MHz)							
2989	H	44.55	74	-29.45	PK	120.50	65.80
2989	H	26.35	54	-27.65	AV	120.50	65.80
3006	V	47.03	74	-26.97	PK	114.20	144.80
3006	V	30.02	54	-23.98	AV	114.20	144.80
Channel 6 (2437MHz)							
2989	H	47.22	74	-26.78	PK	100.00	165.20
2989	H	29.31	54	-24.69	AV	100.00	165.20
3006	V	50.27	74	-23.73	PK	100.00	205.00
3006	V	32.84	54	-21.16	AV	100.00	205.00
Channel 9 (2452MHz)							
2989	H	43.85	74	-30.15	PK	100.00	187.00
2989	H	24.39	54	-29.61	AV	100.00	187.00
3006	V	48.27	74	-25.73	PK	106.00	328.00
3006	V	30.58	54	-23.42	AV	106.00	328.00
Channel 151 (5755MHz)							
1595	H	43.85	74	-30.15	PK	100.00	187.00
1595	H	24.39	54	-29.61	AV	100.00	187.00
1595	V	48.27	74	-25.73	PK	106.00	328.00
1595	V	30.58	54	-23.42	AV	106.00	328.00
Channel 159 (5795MHz)							
1595	H	43.85	74	-30.15	PK	100.00	187.00
1595	H	24.39	54	-29.61	AV	100.00	187.00
1595	V	48.27	74	-25.73	PK	106.00	328.00
1595	V	30.58	54	-23.42	AV	106.00	328.00



Mode 5: 802.11n (40MHz Bandwidth) (Chain A+B)							
Frequency (MHz)	Polarization (H/V)	Measure Level (dBuV/m)	Limit (dBuV/m)	Margin (dB)	Detector	Height (cm)	Azimuth (degree)
<b>Channel 3 (2422MHz)</b>							
2989	H	44.55	74	-29.45	PK	120.50	65.80
2989	H	26.35	54	-27.65	AV	120.50	65.80
3006	V	47.03	74	-26.97	PK	114.20	144.80
3006	V	30.02	54	-23.98	AV	114.20	144.80
<b>Channel 6 (2437MHz)</b>							
2989	H	47.22	74	-26.78	PK	100.00	165.20
2989	H	29.31	54	-24.69	AV	100.00	165.20
3006	V	50.27	74	-23.73	PK	100.00	205.00
3006	V	32.84	54	-21.16	AV	100.00	205.00
<b>Channel 9 (2452MHz)</b>							
2989	H	43.85	74	-30.15	PK	100.00	187.00
2989	H	24.39	54	-29.61	AV	100.00	187.00
3006	V	48.27	74	-25.73	PK	106.00	328.00
3006	V	30.58	54	-23.42	AV	106.00	328.00
<b>Channel 151 (5755MHz)</b>							
1595	H	43.85	74	-30.15	PK	100.00	187.00
1595	H	24.39	54	-29.61	AV	100.00	187.00
1595	V	48.27	74	-25.73	PK	106.00	328.00
1595	V	30.58	54	-23.42	AV	106.00	328.00
<b>Channel 159 (5795MHz)</b>							
1595	H	43.85	74	-30.15	PK	100.00	187.00
1595	H	24.39	54	-29.61	AV	100.00	187.00
1595	V	48.27	74	-25.73	PK	106.00	328.00
1595	V	30.58	54	-23.42	AV	106.00	328.00

Mode 5: 802.11n (40MHz Bandwidth) (Chain A+C)							
Frequency (MHz)	Polarization (H/V)	Measure Level (dBuV/m)	Limit (dBuV/m)	Margin (dB)	Detector	Height (cm)	Azimuth (degree)
<b>Channel 3 (2422MHz)</b>							
2989	H	44.55	74	-29.45	PK	120.50	65.80
2989	H	26.35	54	-27.65	AV	120.50	65.80
3006	V	47.03	74	-26.97	PK	114.20	144.80
3006	V	30.02	54	-23.98	AV	114.20	144.80
<b>Channel 6 (2437MHz)</b>							
2989	H	47.22	74	-26.78	PK	100.00	165.20
2989	H	29.31	54	-24.69	AV	100.00	165.20
3006	V	50.27	74	-23.73	PK	100.00	205.00
3006	V	32.84	54	-21.16	AV	100.00	205.00
<b>Channel 9 (2452MHz)</b>							
2989	H	43.85	74	-30.15	PK	100.00	187.00
2989	H	24.39	54	-29.61	AV	100.00	187.00
3006	V	48.27	74	-25.73	PK	106.00	328.00
3006	V	30.58	54	-23.42	AV	106.00	328.00
<b>Channel 151 (5755MHz)</b>							
1595	H	43.85	74	-30.15	PK	100.00	187.00
1595	H	24.39	54	-29.61	AV	100.00	187.00
1595	V	48.27	74	-25.73	PK	106.00	328.00
1595	V	30.58	54	-23.42	AV	106.00	328.00
<b>Channel 159 (5795MHz)</b>							
1595	H	43.85	74	-30.15	PK	100.00	187.00
1595	H	24.39	54	-29.61	AV	100.00	187.00
1595	V	48.27	74	-25.73	PK	106.00	328.00
1595	V	30.58	54	-23.42	AV	106.00	328.00

Mode 5: 802.11n (40MHz Bandwidth) (Chain B+C)							
Frequency (MHz)	Polarization (H/V)	Measure Level (dBuV/m)	Limit (dBuV/m)	Margin (dB)	Detector	Height (cm)	Azimuth (degree)
<b>Channel 3 (2422MHz)</b>							
2989	H	44.55	74	-29.45	PK	120.50	65.80
2989	H	26.35	54	-27.65	AV	120.50	65.80
3006	V	47.03	74	-26.97	PK	114.20	144.80
3006	V	30.02	54	-23.98	AV	114.20	144.80
<b>Channel 6 (2437MHz)</b>							
2989	H	47.22	74	-26.78	PK	100.00	165.20
2989	H	29.31	54	-24.69	AV	100.00	165.20
3006	V	50.27	74	-23.73	PK	100.00	205.00
3006	V	32.84	54	-21.16	AV	100.00	205.00
<b>Channel 9 (2452MHz)</b>							
2989	H	43.85	74	-30.15	PK	100.00	187.00
2989	H	24.39	54	-29.61	AV	100.00	187.00
3006	V	48.27	74	-25.73	PK	106.00	328.00
3006	V	30.58	54	-23.42	AV	106.00	328.00
<b>Channel 151 (5755MHz)</b>							
1595	H	43.85	74	-30.15	PK	100.00	187.00
1595	H	24.39	54	-29.61	AV	100.00	187.00
1595	V	48.27	74	-25.73	PK	106.00	328.00
1595	V	30.58	54	-23.42	AV	106.00	328.00
<b>Channel 159 (5795MHz)</b>							
1595	H	43.85	74	-30.15	PK	100.00	187.00
1595	H	24.39	54	-29.61	AV	100.00	187.00
1595	V	48.27	74	-25.73	PK	106.00	328.00
1595	V	30.58	54	-23.42	AV	106.00	328.00

Mode 5: 802.11n (40MHz Bandwidth) (Chain A+B+C)							
Frequency (MHz)	Polarization (H/V)	Measure Level (dBuV/m)	Limit (dBuV/m)	Margin (dB)	Detector	Height (cm)	Azimuth (degree)
<b>Channel 3 (2422MHz)</b>							
2989	H	44.55	74	-29.45	PK	120.50	65.80
2989	H	26.35	54	-27.65	AV	120.50	65.80
3006	V	47.03	74	-26.97	PK	114.20	144.80
3006	V	30.02	54	-23.98	AV	114.20	144.80
<b>Channel 6 (2437MHz)</b>							
2989	H	47.22	74	-26.78	PK	100.00	165.20
2989	H	29.31	54	-24.69	AV	100.00	165.20
3006	V	50.27	74	-23.73	PK	100.00	205.00
3006	V	32.84	54	-21.16	AV	100.00	205.00
<b>Channel 9 (2452MHz)</b>							
2989	H	43.85	74	-30.15	PK	100.00	187.00
2989	H	24.39	54	-29.61	AV	100.00	187.00
3006	V	48.27	74	-25.73	PK	106.00	328.00
3006	V	30.58	54	-23.42	AV	106.00	328.00
<b>Channel 151 (5755MHz)</b>							
1595	H	43.85	74	-30.15	PK	100.00	187.00
1595	H	24.39	54	-29.61	AV	100.00	187.00
1595	V	48.27	74	-25.73	PK	106.00	328.00
1595	V	30.58	54	-23.42	AV	106.00	328.00
<b>Channel 159 (5795MHz)</b>							
1595	H	43.85	74	-30.15	PK	100.00	187.00
1595	H	24.39	54	-29.61	AV	100.00	187.00
1595	V	48.27	74	-25.73	PK	106.00	328.00
1595	V	30.58	54	-23.42	AV	106.00	328.00

## 5. RF Antenna Conducted Spurious

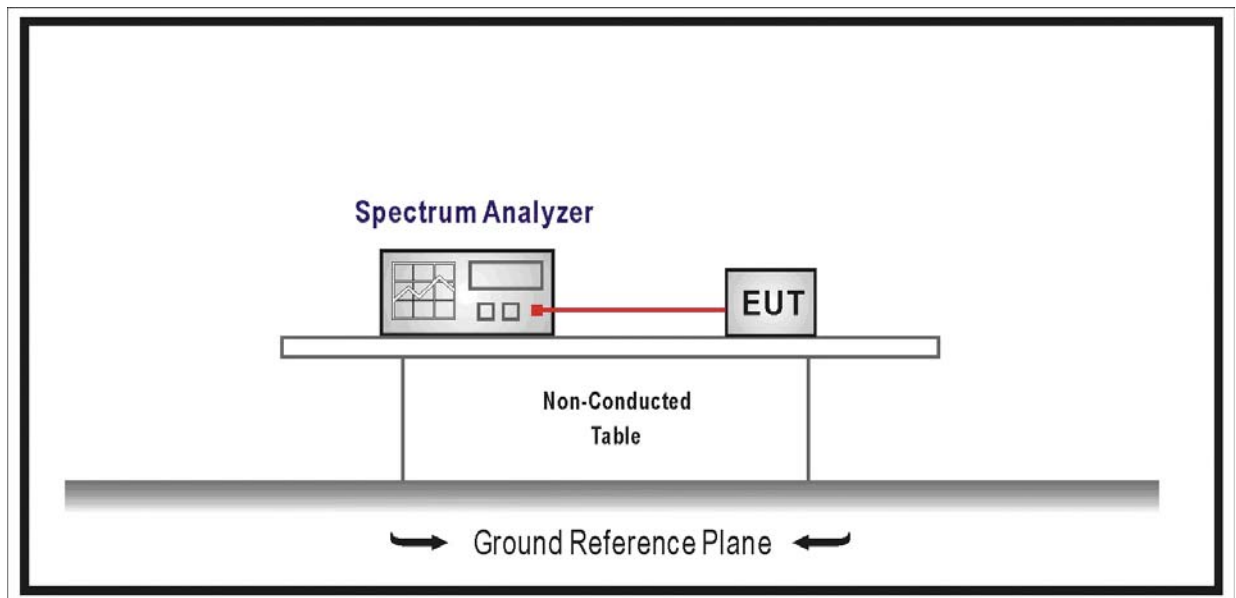
### 5.1. Test Equipment

RF Antenna Conducted Spurious / AC-4

Instrument	Manufacturer	Type No.	Serial No.	Cal. Date
Spectrum Analyzer	Agilent	E4446A	MY45300103	2008/06/11
Coaxial Cable	Huber+Suhner	AC4-RF	09	2007/11/25
Temperature/Humidity Meter	zhicheng	ZC1-2	QT-TH007	2008/03/09

Note: All equipments are calibrated with traceable calibrations. Each calibration is traceable to the national or international standards.

### 5.2. Test Setup



### 5.3. Limit

In any 100 kHz bandwidth outside the frequency band in which the spread spectrum intentional radiator is operating, the radio frequency power that is produced by the intentional radiator shall be at least 20 dB below that in the 100 kHz bandwidth within the band that contains the highest level of the desired power, based on either an RF conducted or a radiated measurement.

#### **5.4. Test Procedure**

The EUT was tested according to DTS test procedure of Oct 2002 KDB558074 for compliance to FCC 47CFR 15.247 requirements.

Set RBW = 100 kHz, Set VBW > RBW, scan up through 10th harmonic.

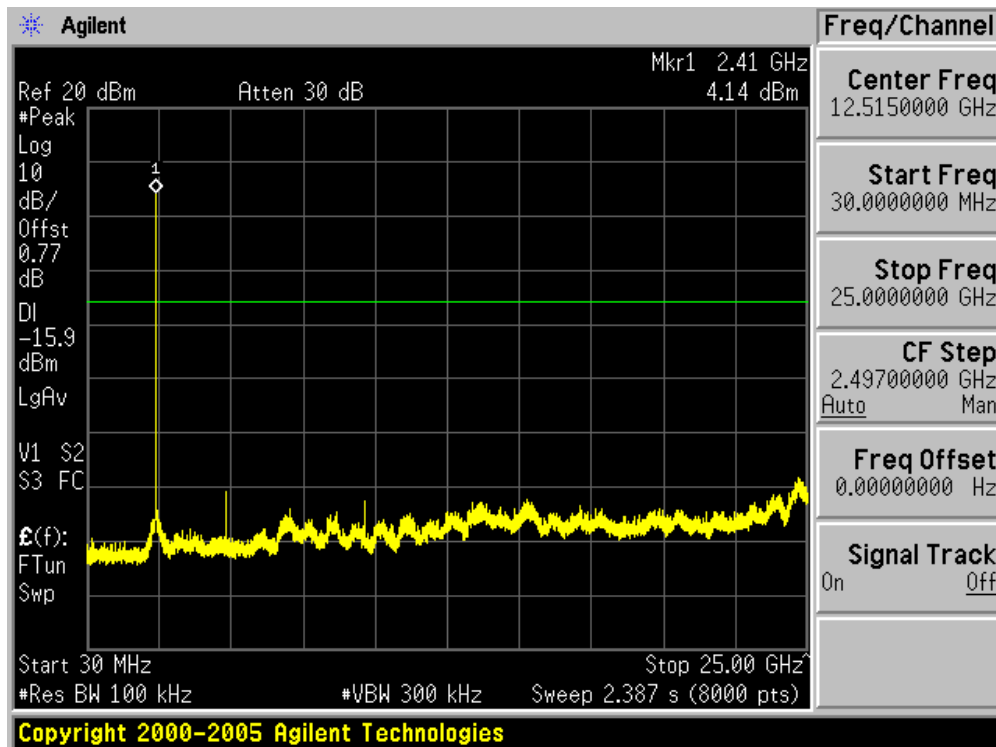
#### **5.5. Uncertainty**

The measurement uncertainty is defined as  $\pm 1.27$  dB

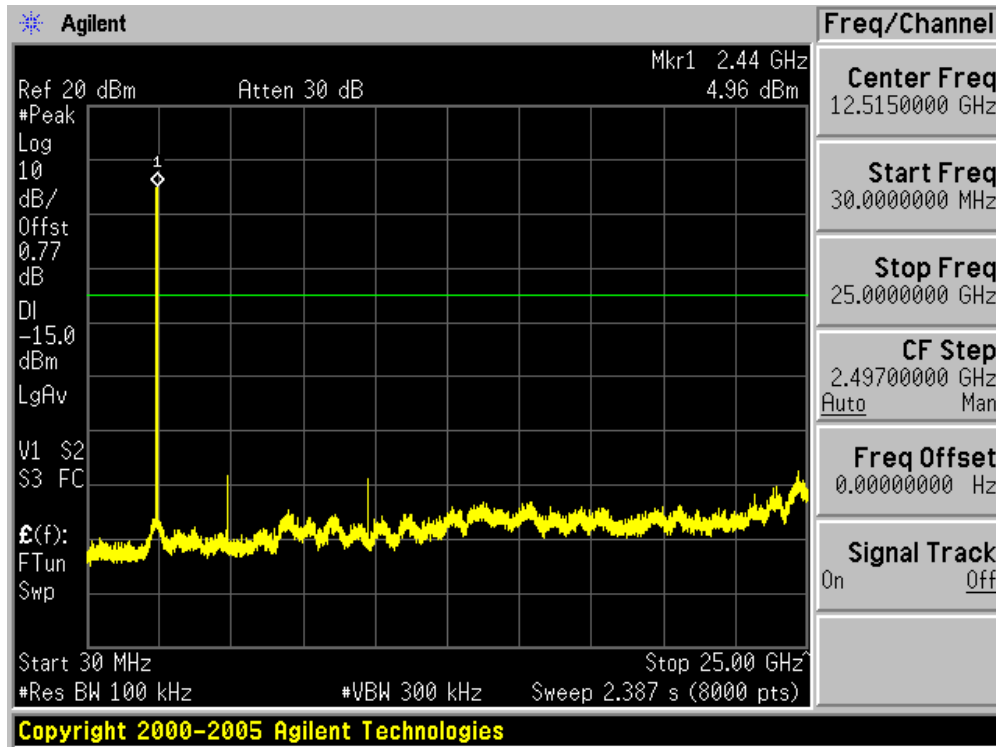
5.6. Test Result

Product	:	Notebook Computer
Test Item	:	RF Antenna Conducted Spurious
Test Site	:	AC-4
Test Mode	:	Mode 1: Transmit by 802.11b (Chain A)

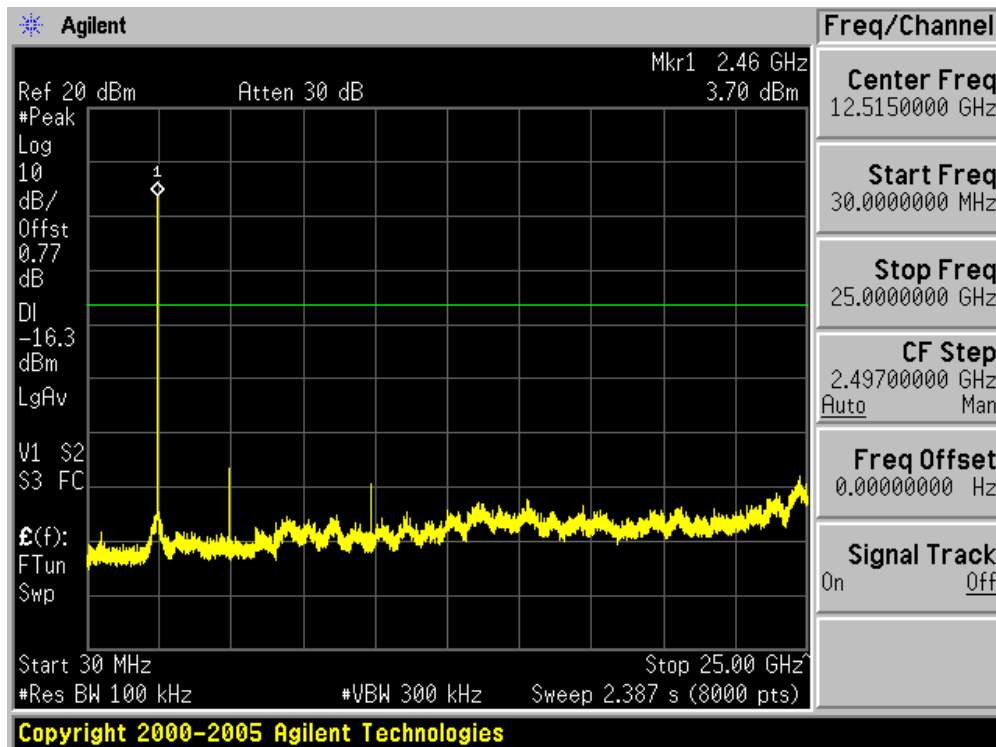
Channel 01 (2412MHz)



Channel 06 (2437MHz)



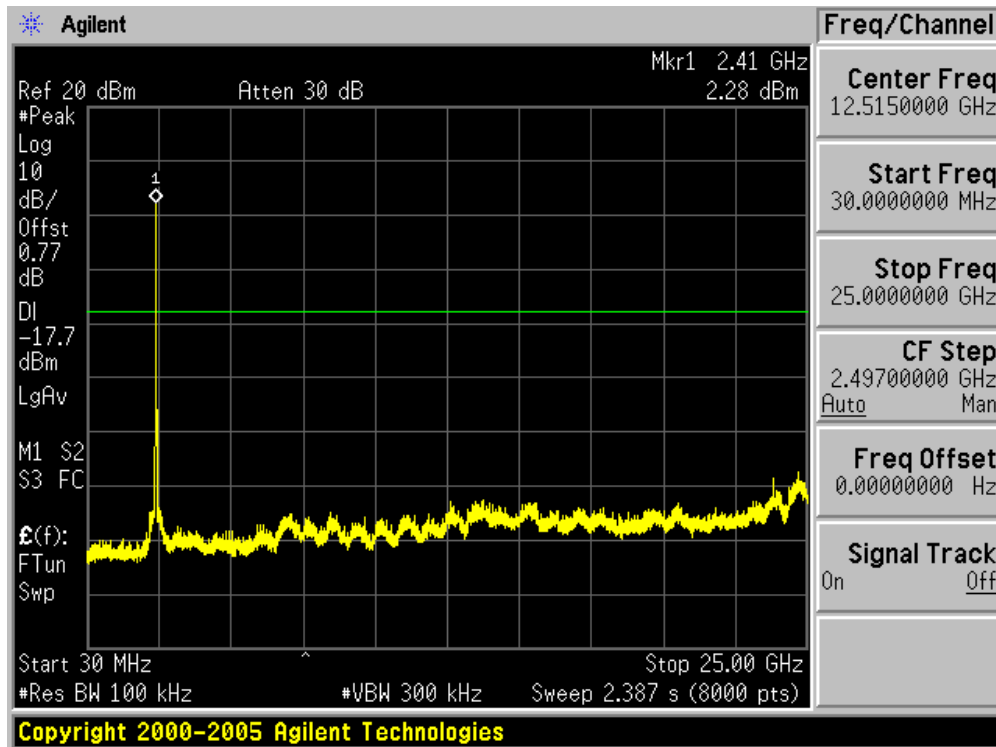
Channel 11 (2462MHz)



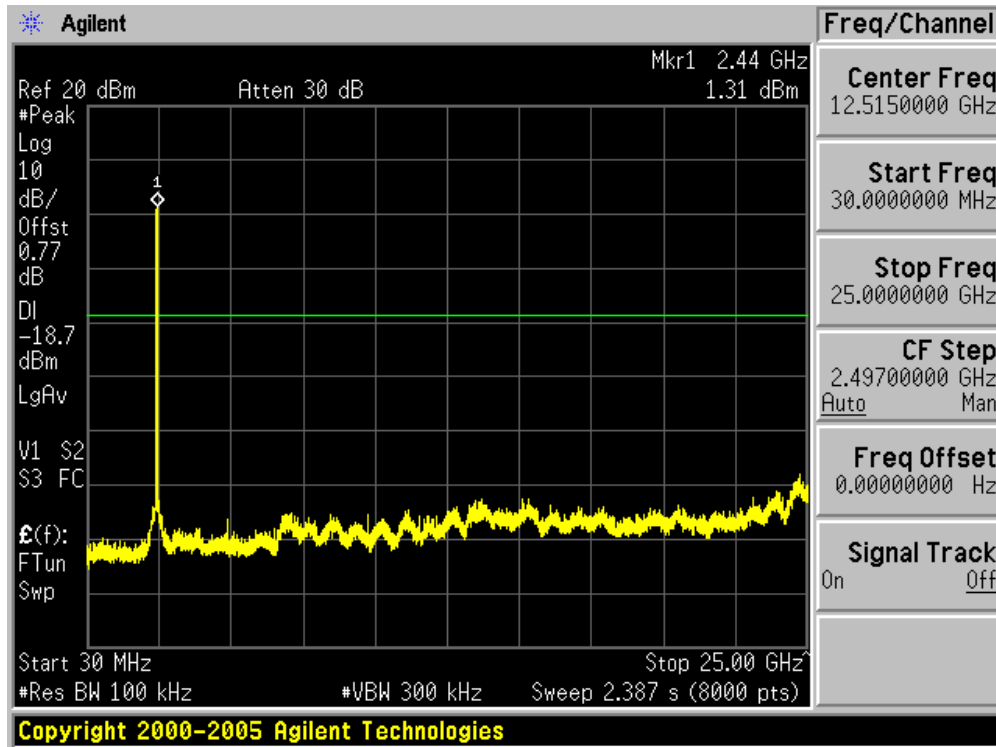


Product	:	Notebook Computer
Test Item	:	RF Antenna Conducted Spurious
Test Site	:	AC-4
Test Mode	:	Mode 2: Transmit by 802.11g (Chain A)

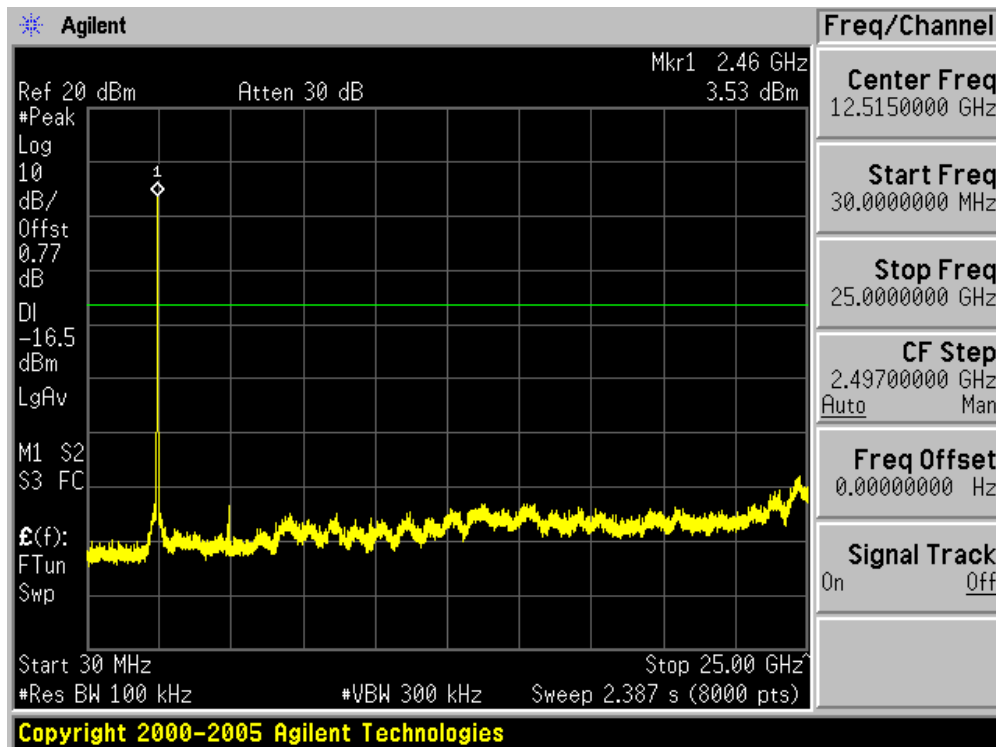
Channel 01 (2412MHz)



Channel 06 (2437MHz)

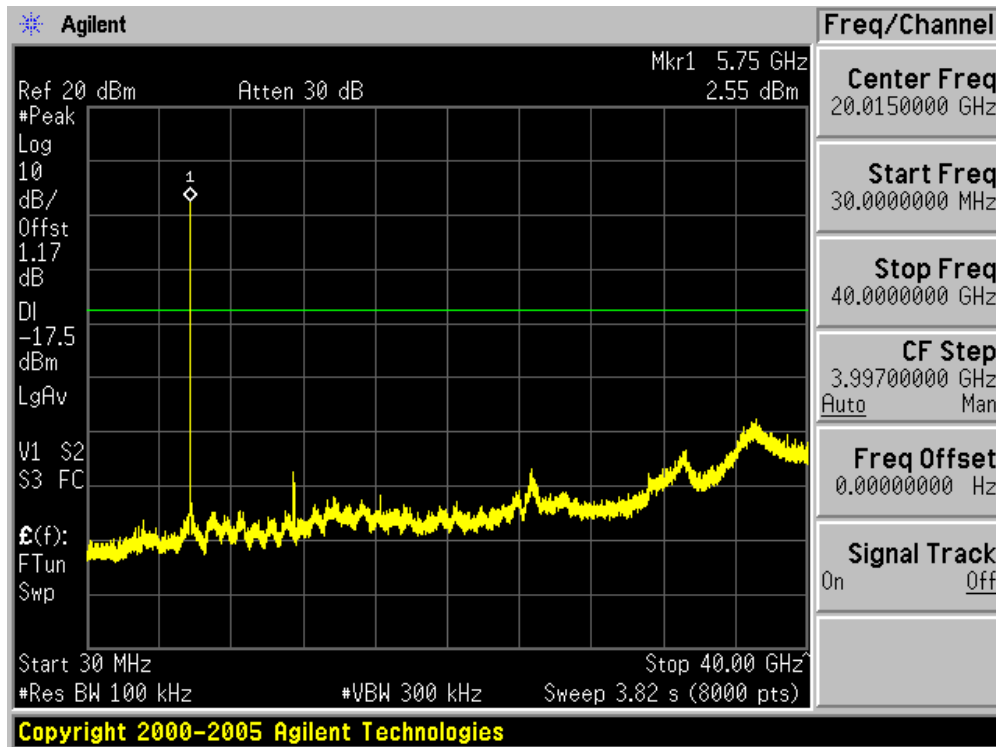


Channel 11 (2462MHz)

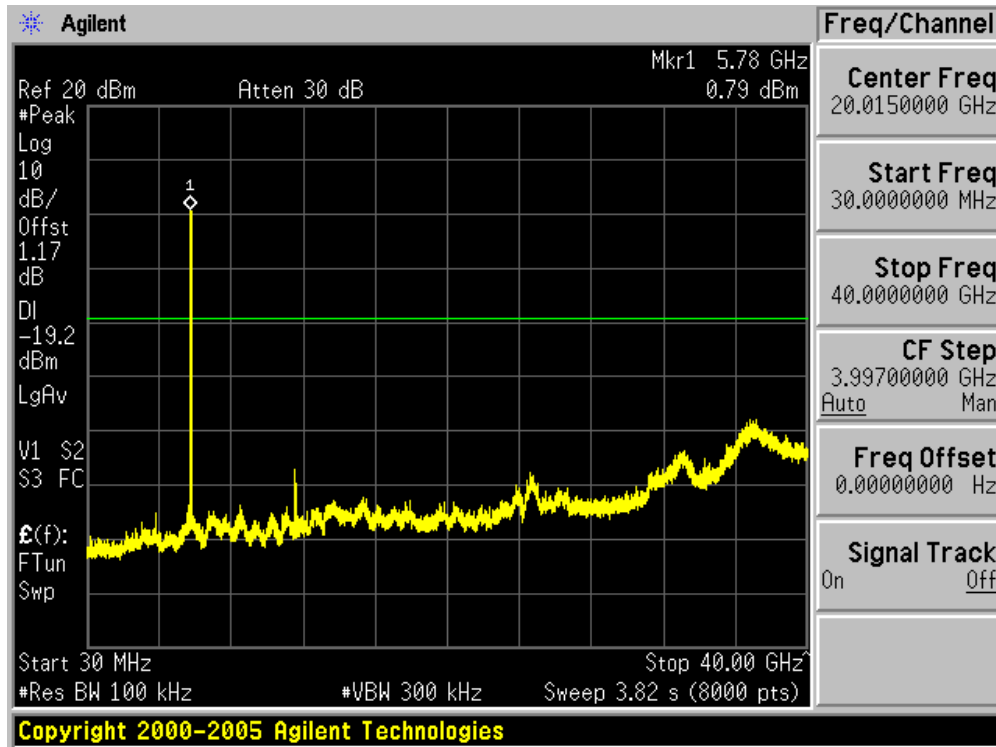


Product	:	Notebook Computer
Test Item	:	RF Antenna Conducted Spurious
Test Site	:	AC-4
Test Mode	:	Mode 3: Transmit by 802.11a (Chain A)

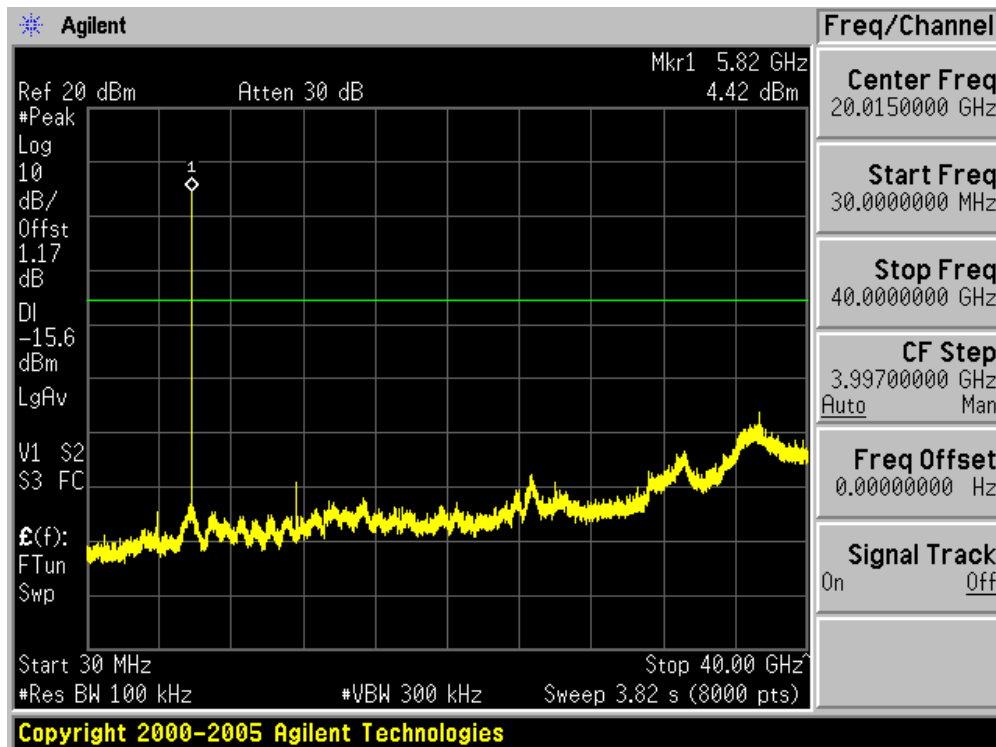
Channel 149 (5745MHz)



Channel 157 (5785MHz)

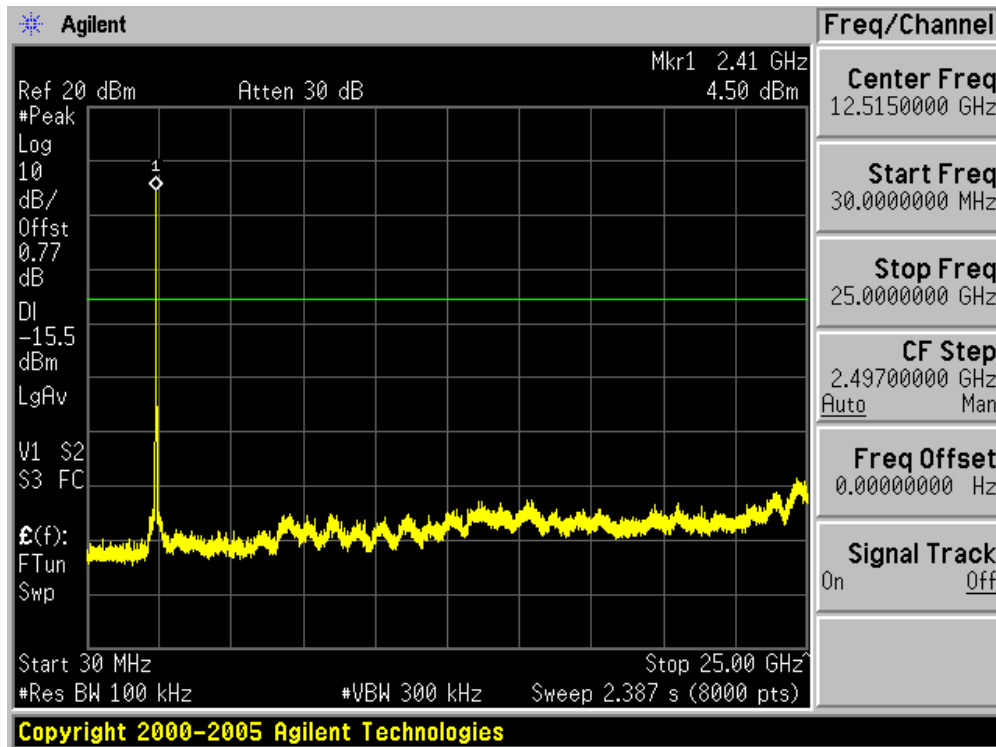


Channel 165 (5825MHz)

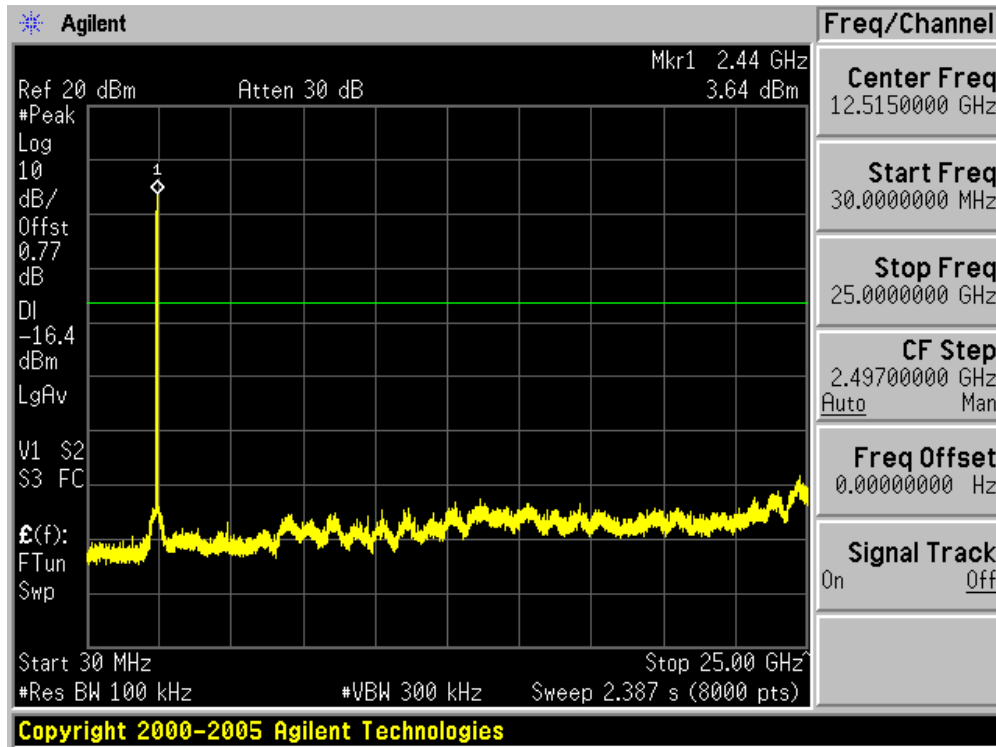


Product	:	Notebook Computer
Test Item	:	RF Antenna Conducted Spurious
Test Site	:	AC-4
Test Mode	:	Mode 4: Transmit by 802.11n (20MHz)

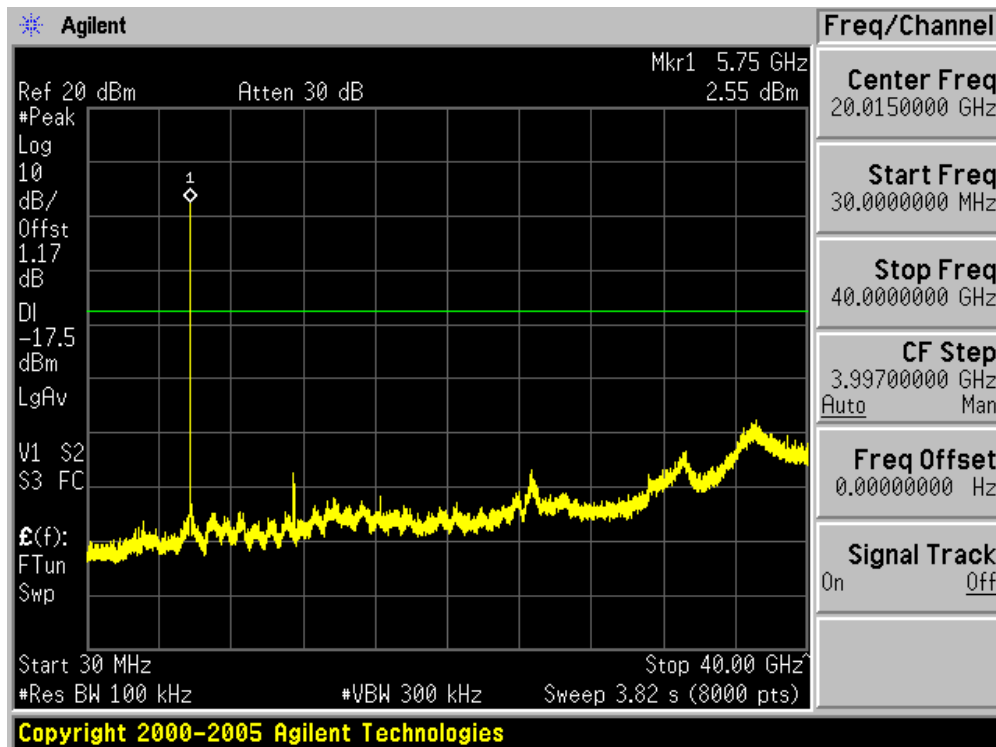
Channel 01 (2412MHz)



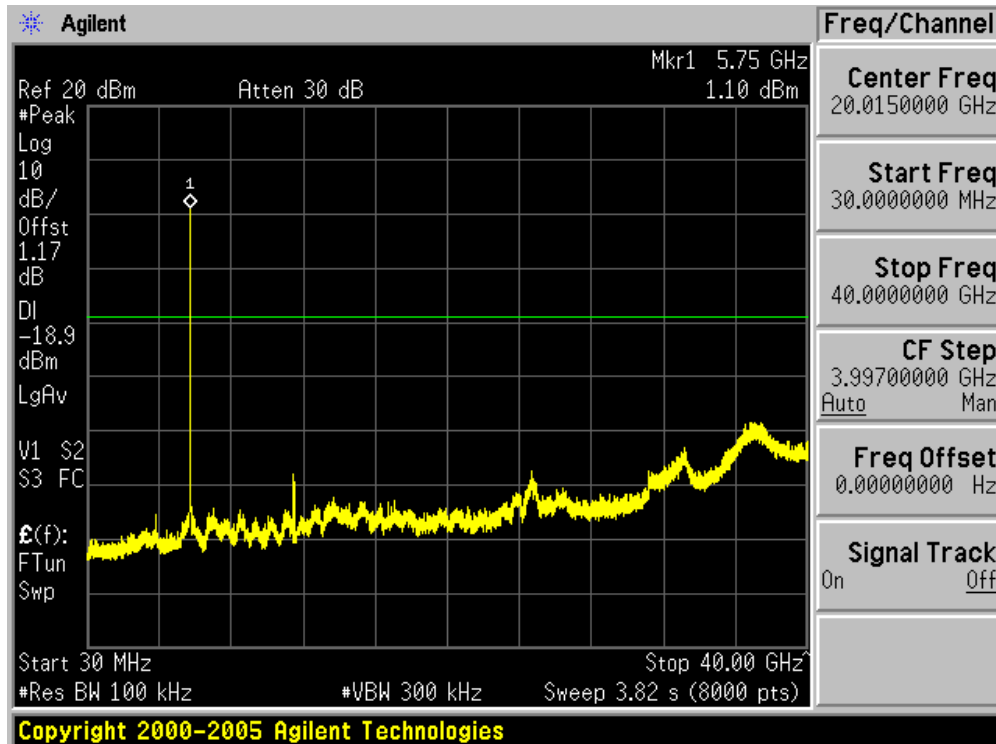
Channel 06 (2437MHz)



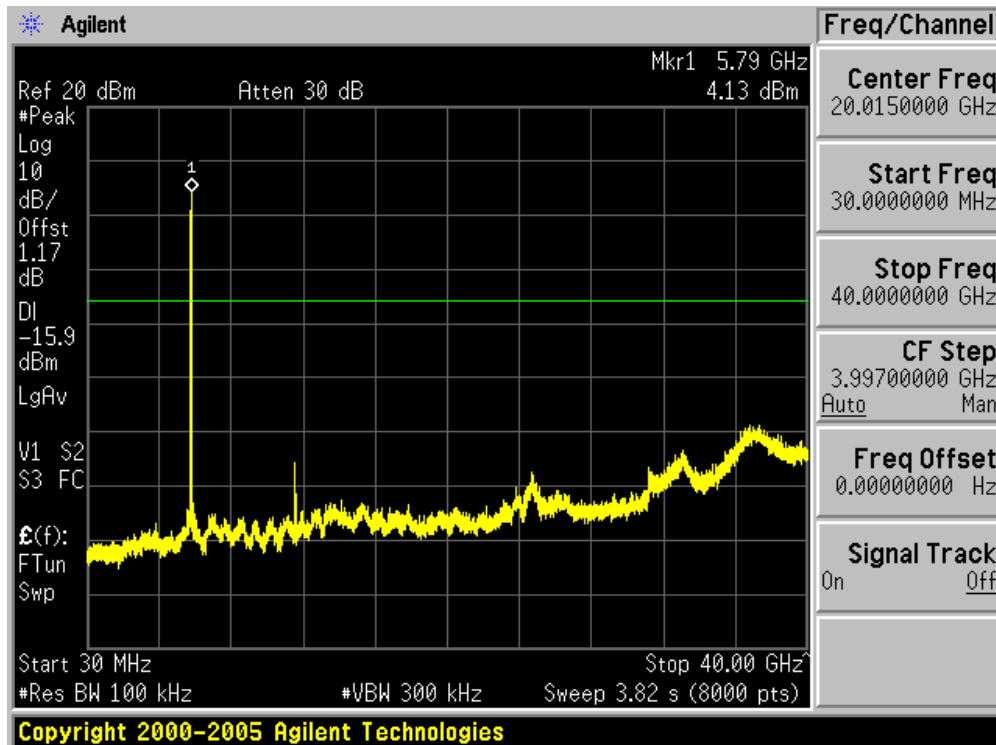
Channel 11 (2462MHz)



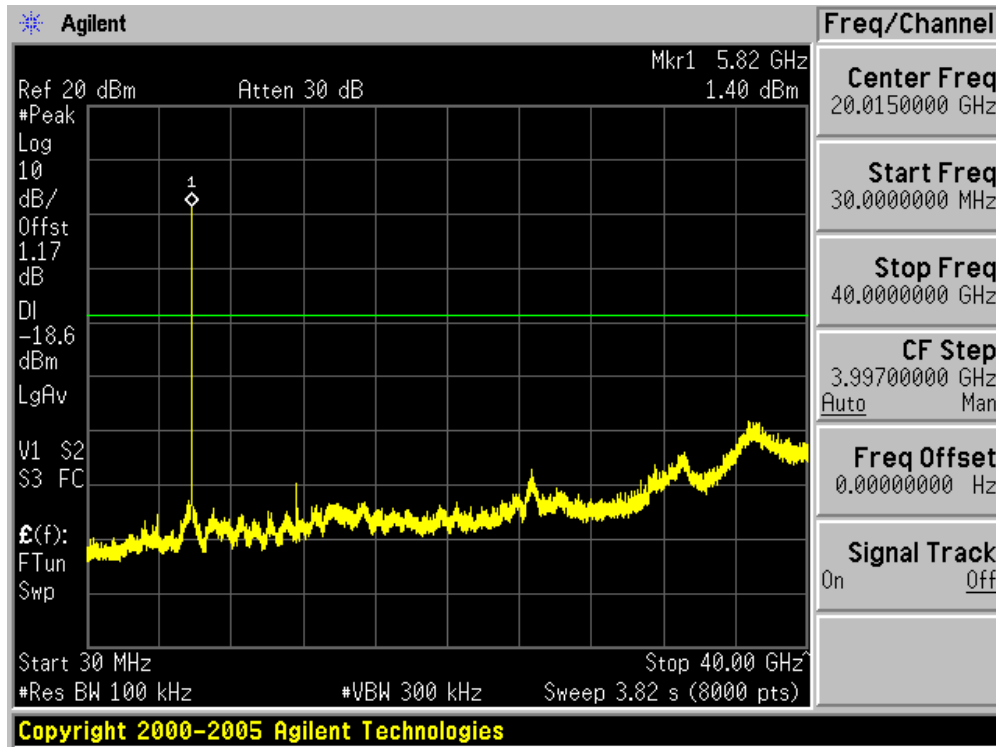
Channel 149 (5745MHz)



Channel 157 (5785MHz)



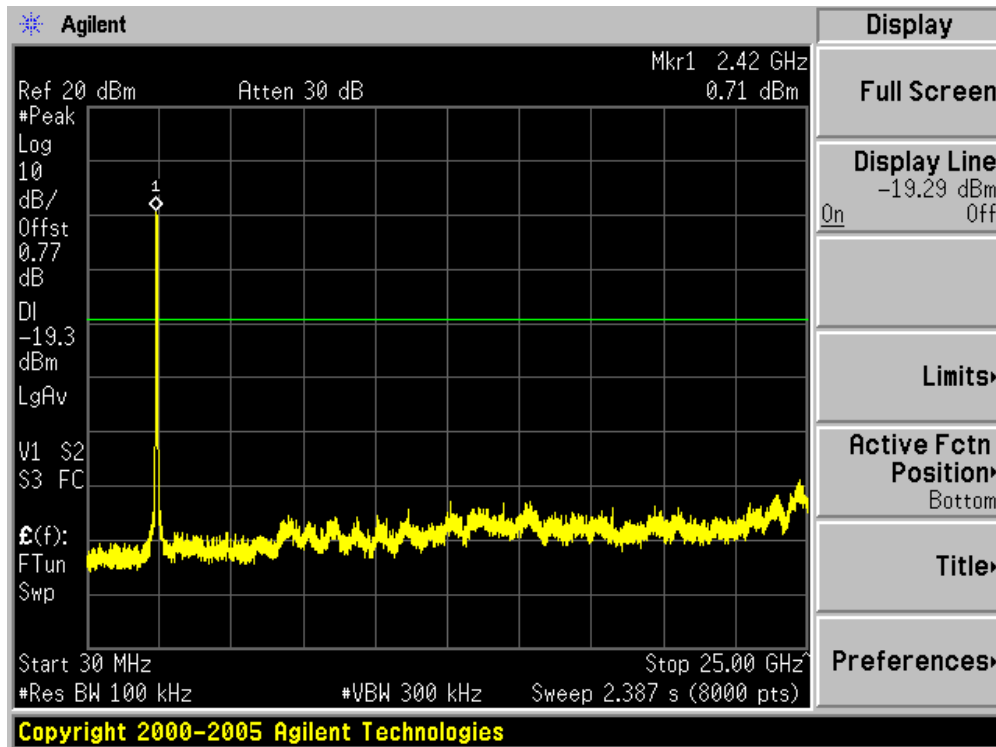
Channel 165 (5825MHz)



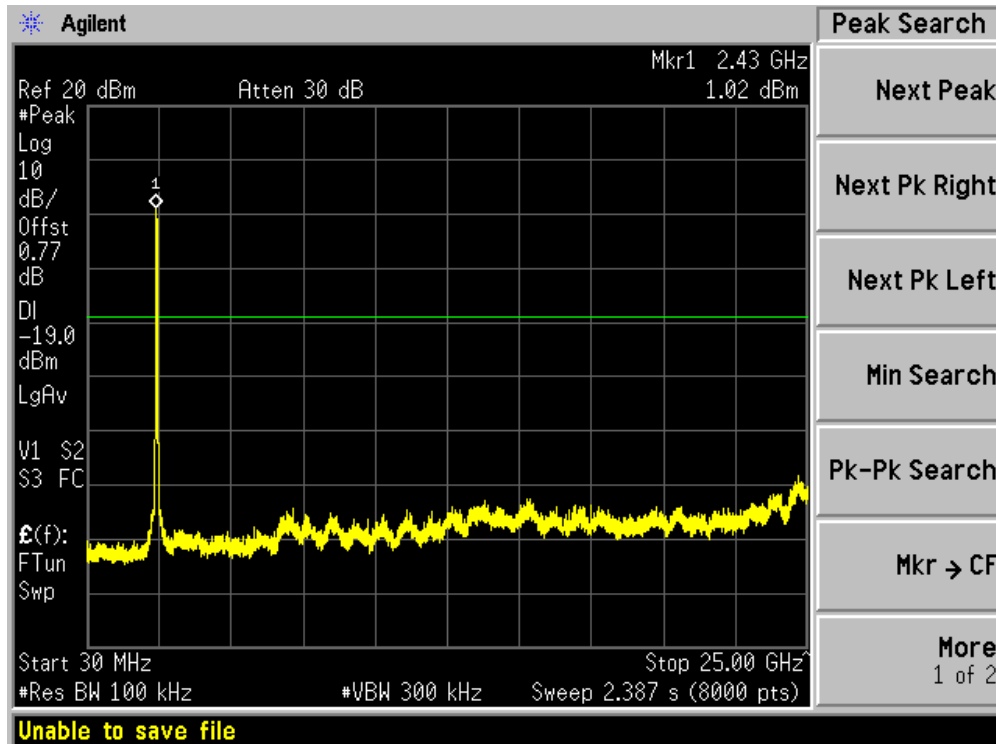


Product	:	Notebook Computer
Test Item	:	RF Antenna Conducted Spurious
Test Site	:	AC-4
Test Mode	:	Mode 5: Transmit by 802.11n (40MHz) (Chain A)

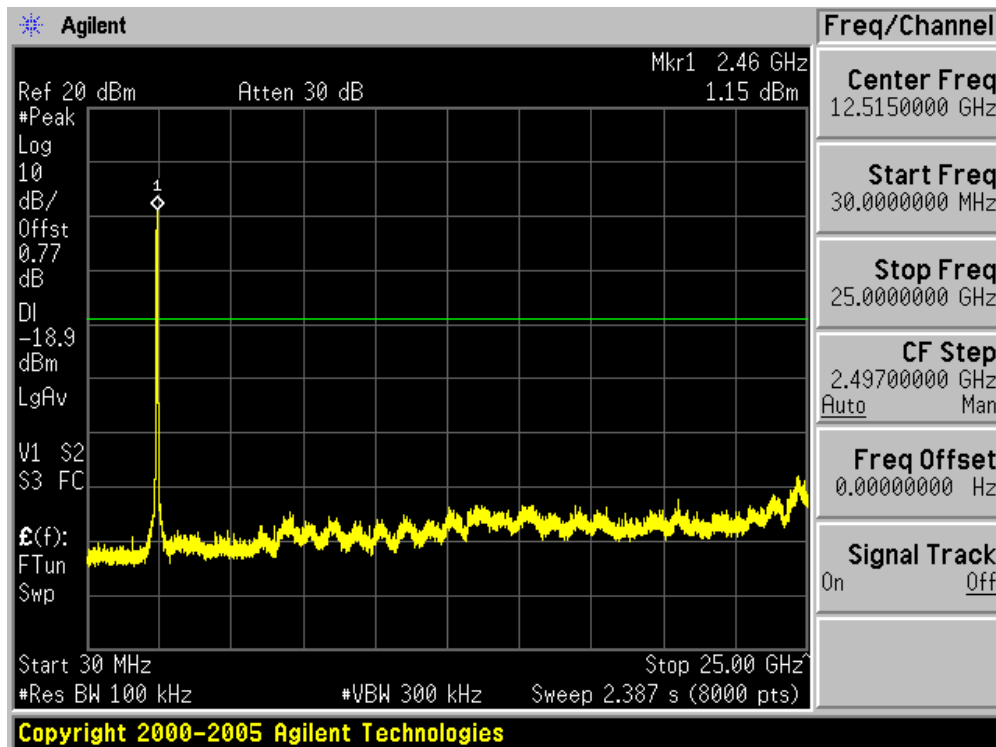
Channel 03 (2422MHz)



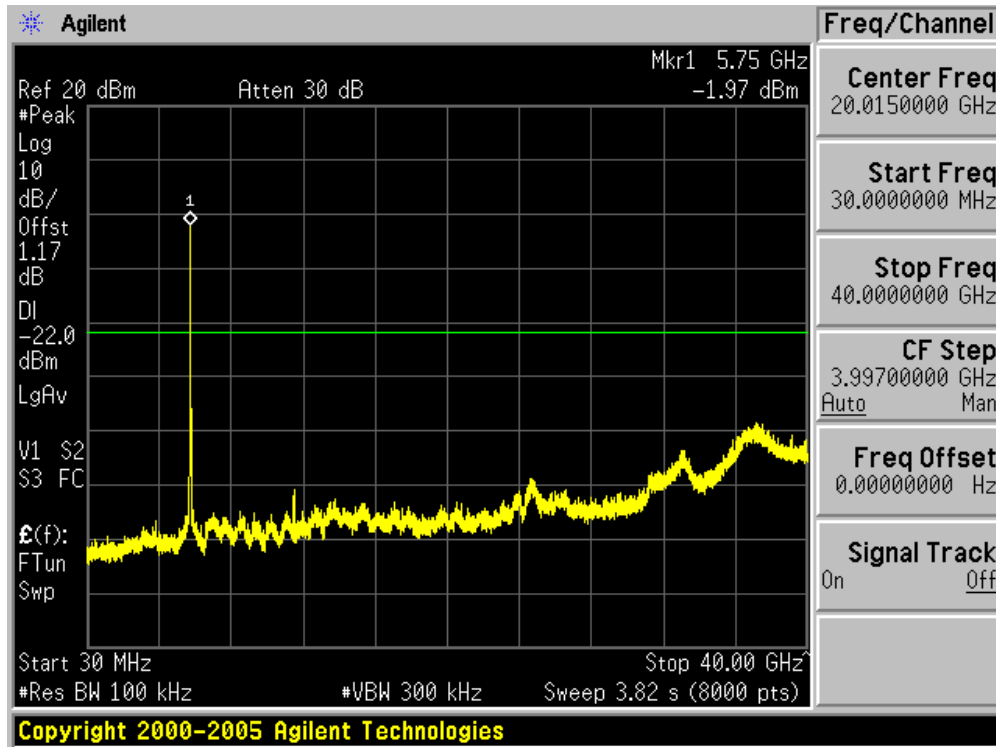
Channel 06 (2437MHz)



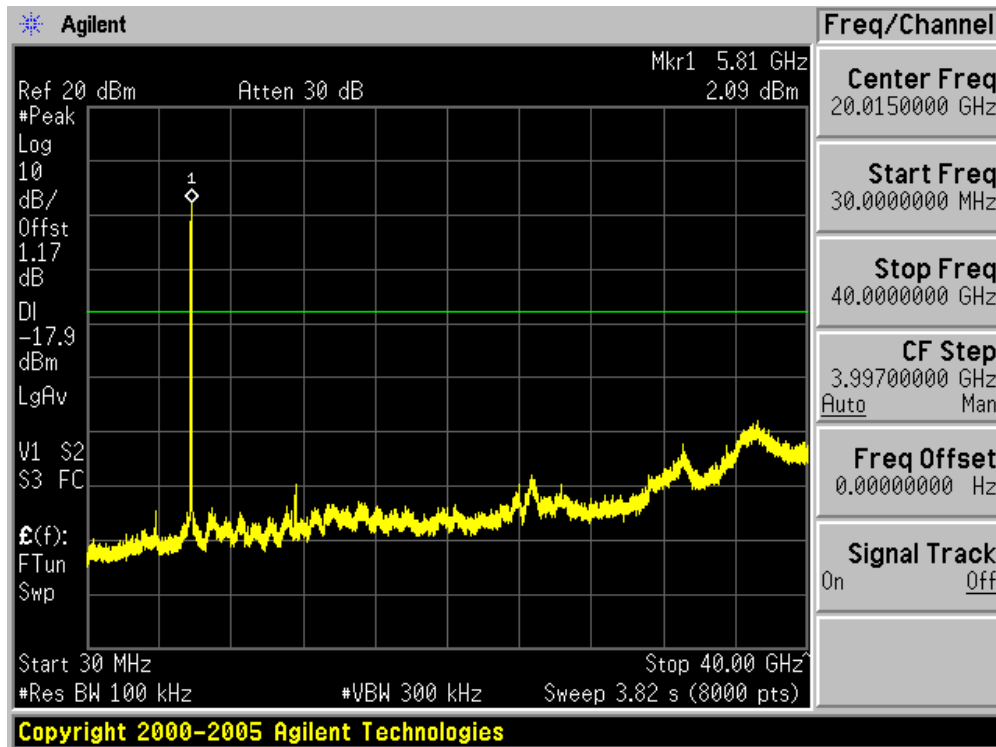
Channel 09 (2452MHz)



Channel 151 (5755MHz)

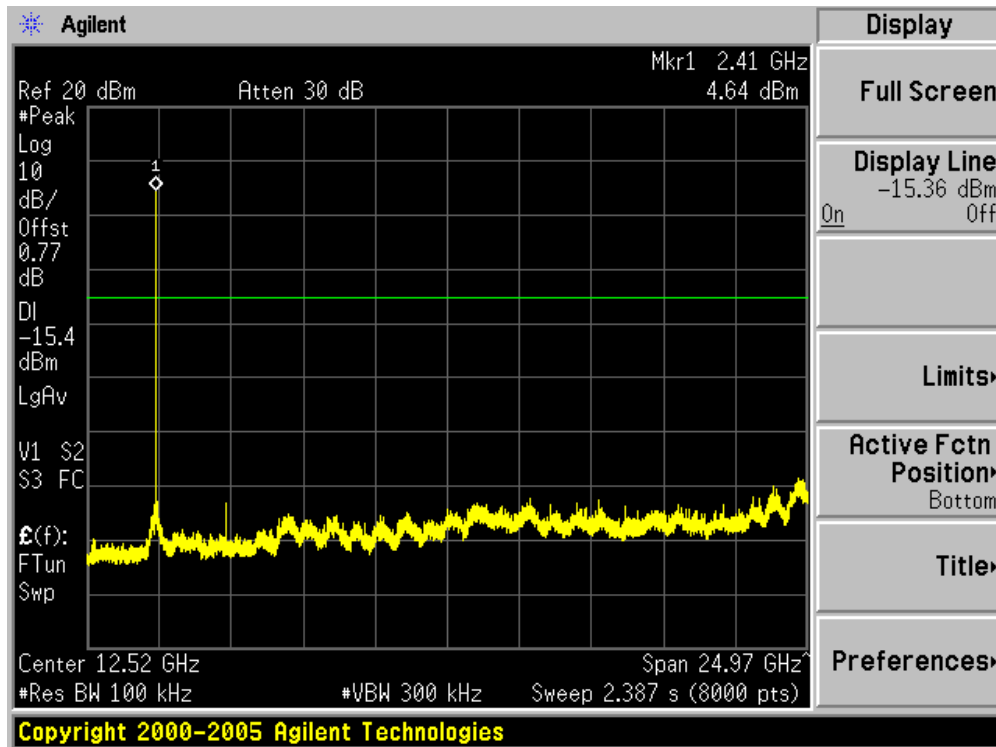


Channel 159 (5795MHz)

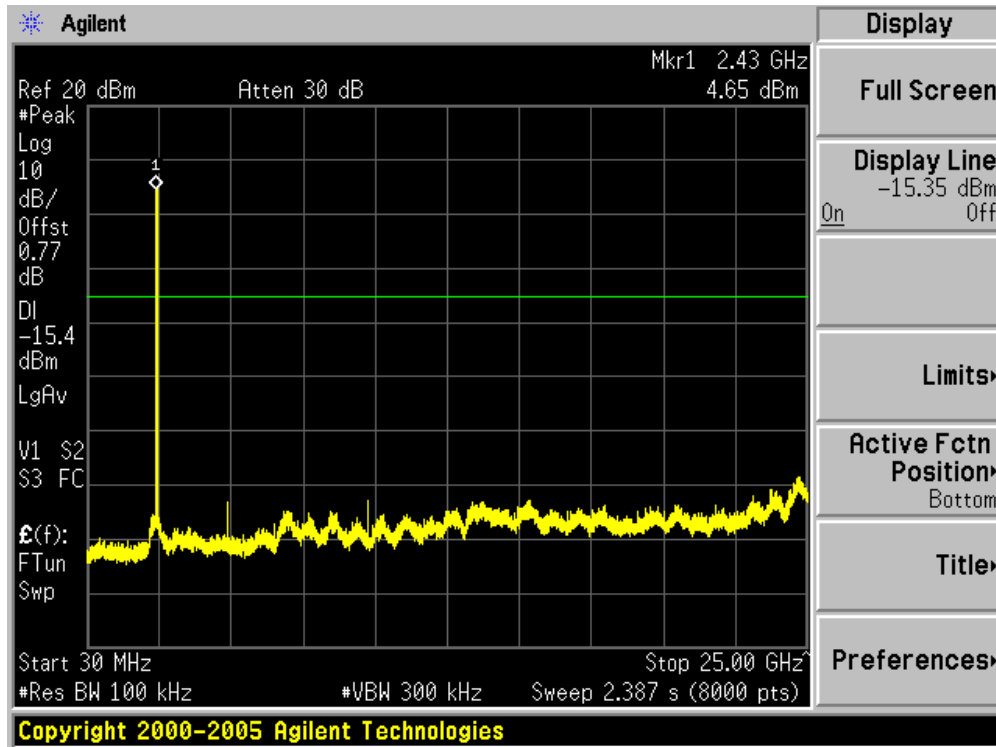


Product	:	Notebook Computer
Test Item	:	RF Antenna Conducted Spurious
Test Site	:	AC-4
Test Mode	:	Mode 1: Transmit by 802.11b (Chain B)

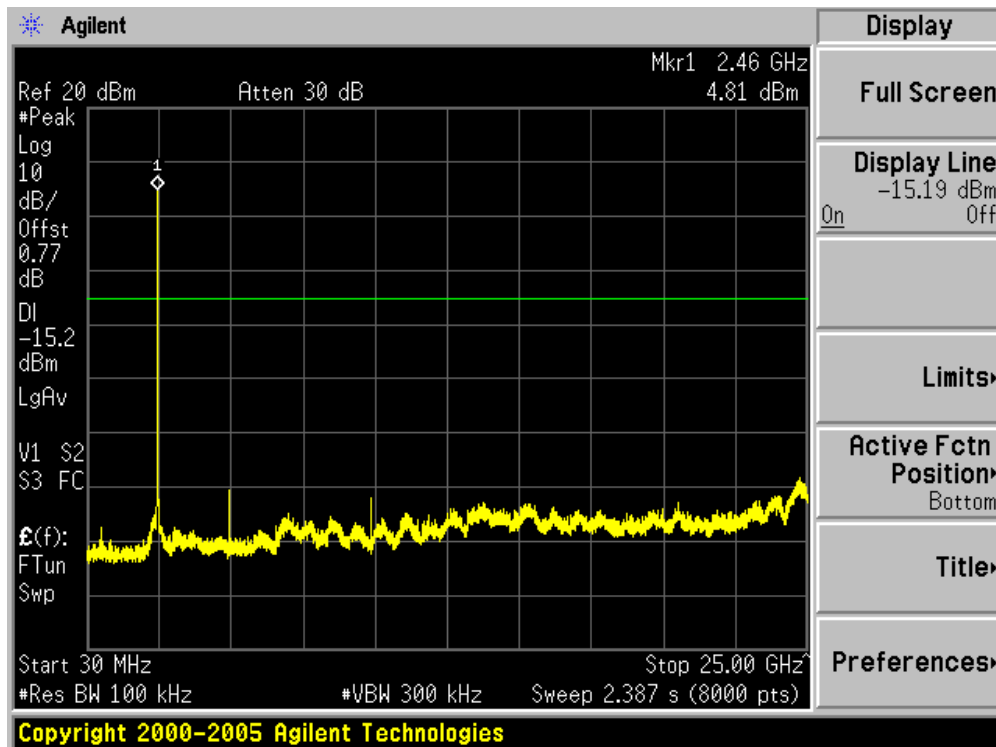
Channel 01 (2412MHz)



Channel 06 (2437MHz)

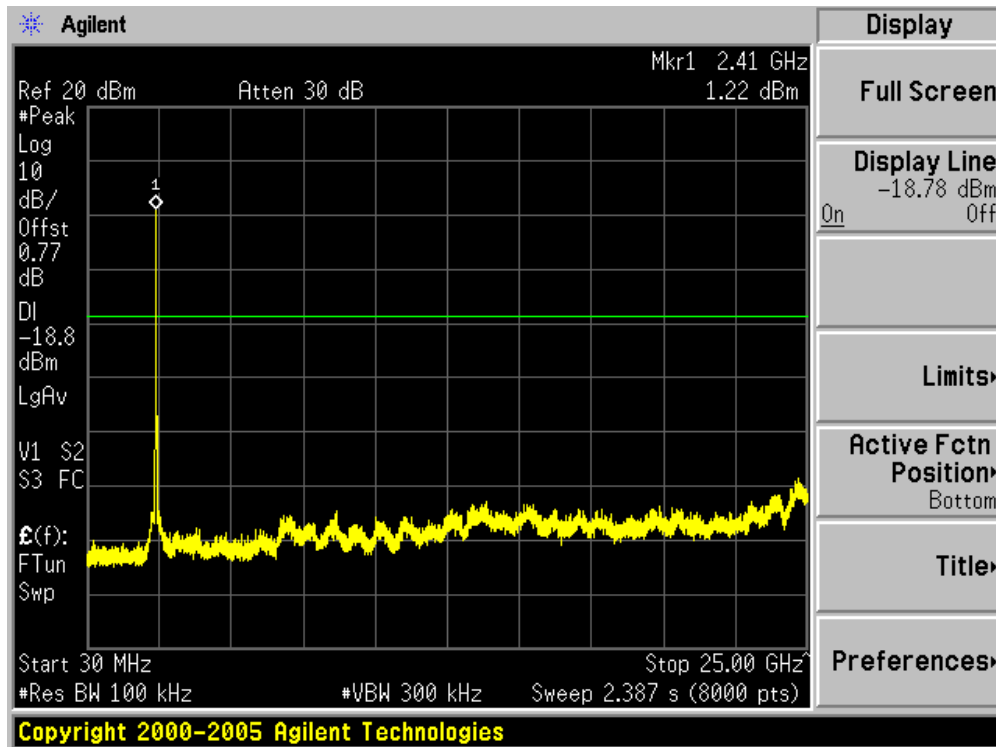


Channel 11 (2462MHz)

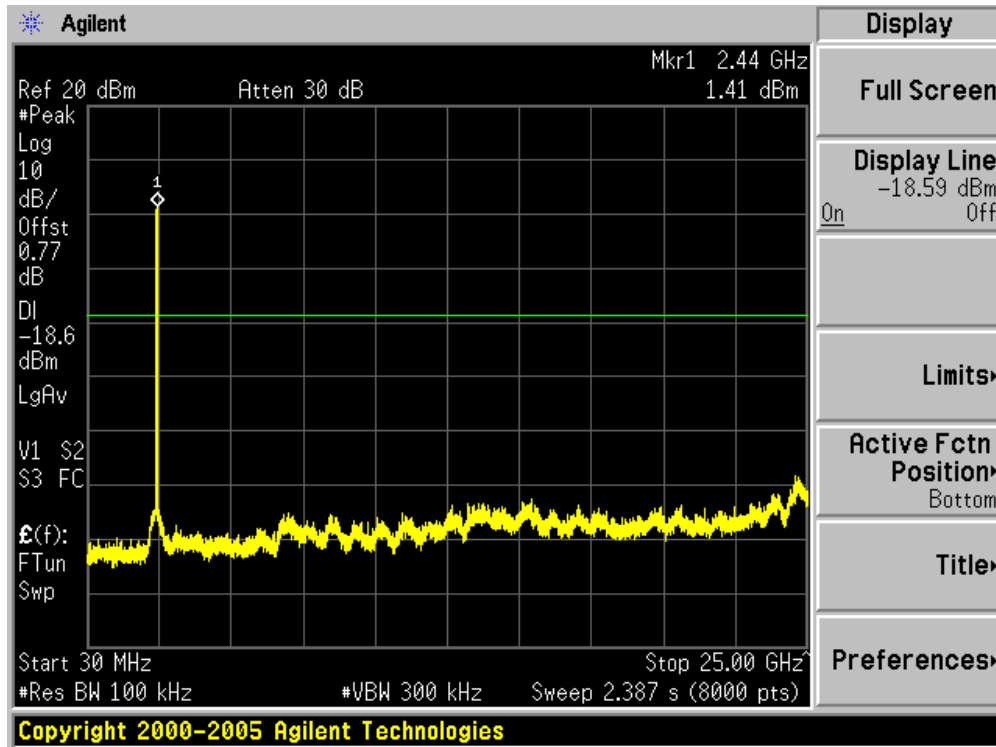


Product	:	Notebook Computer
Test Item	:	RF Antenna Conducted Spurious
Test Site	:	AC-4
Test Mode	:	Mode 2: Transmit by 802.11g (Chain B)

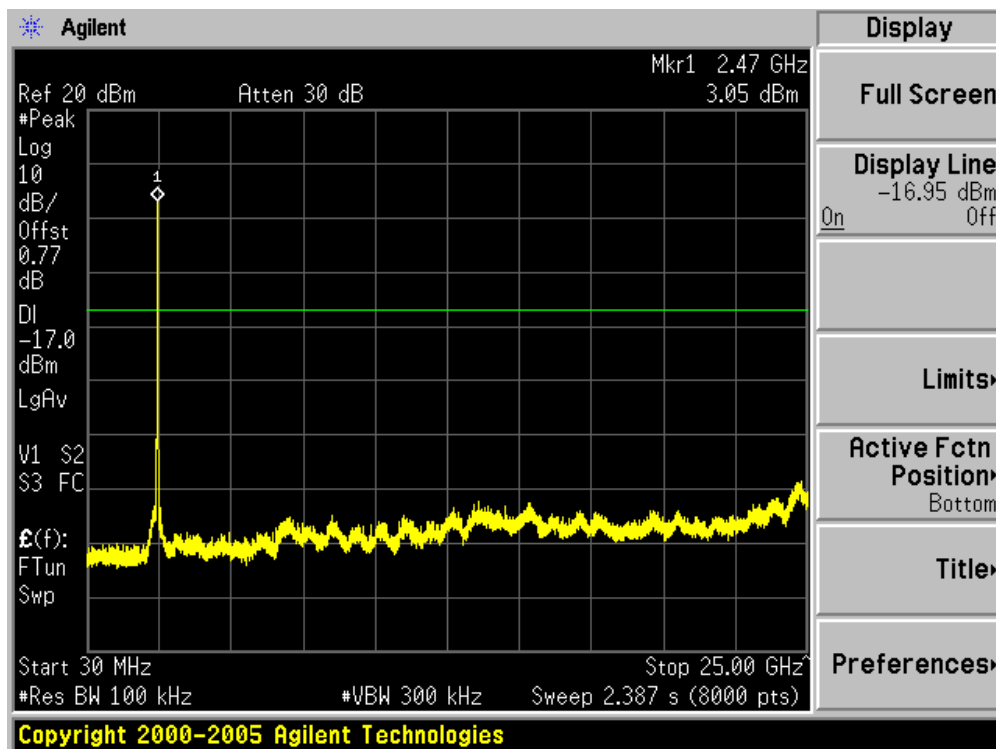
Channel 01 (2412MHz)



Channel 06 (2437MHz)

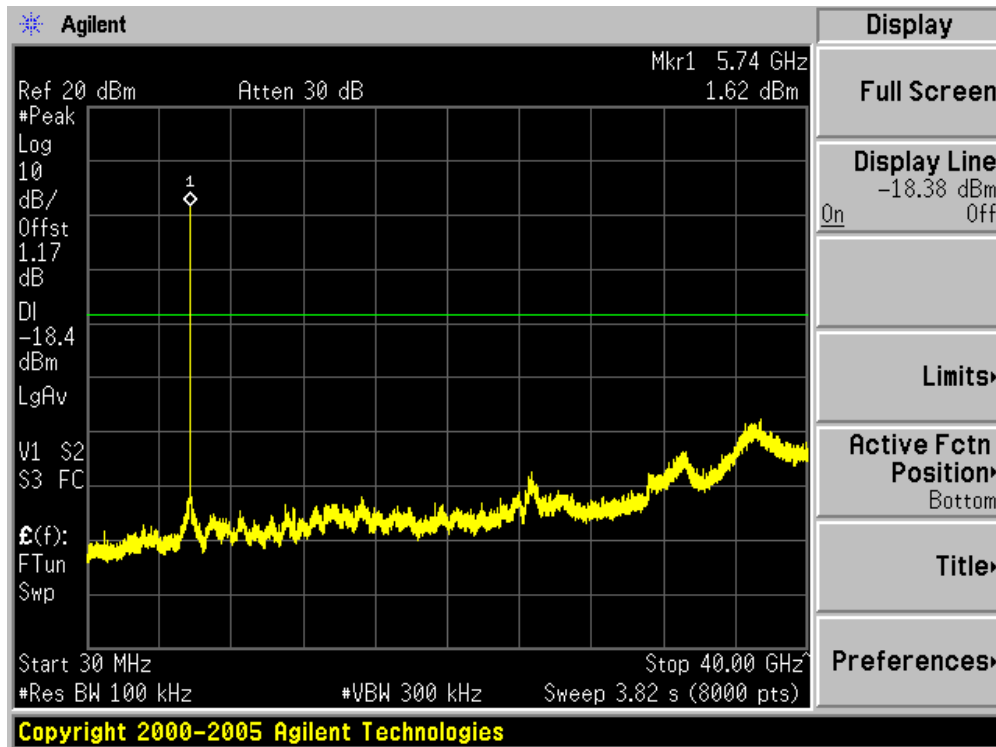


Channel 11 (2462MHz)



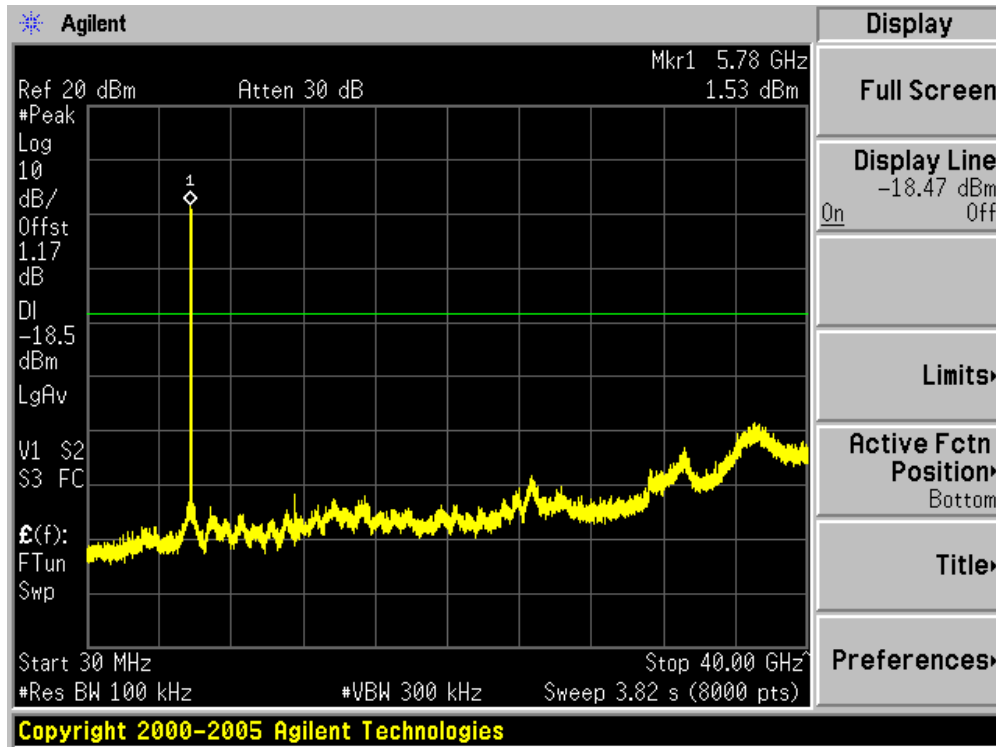
Product	:	Notebook Computer
Test Item	:	RF Antenna Conducted Spurious
Test Site	:	AC-4
Test Mode	:	Mode 3: Transmit by 802.11a (Chain B)

Channel 149 (5745MHz)

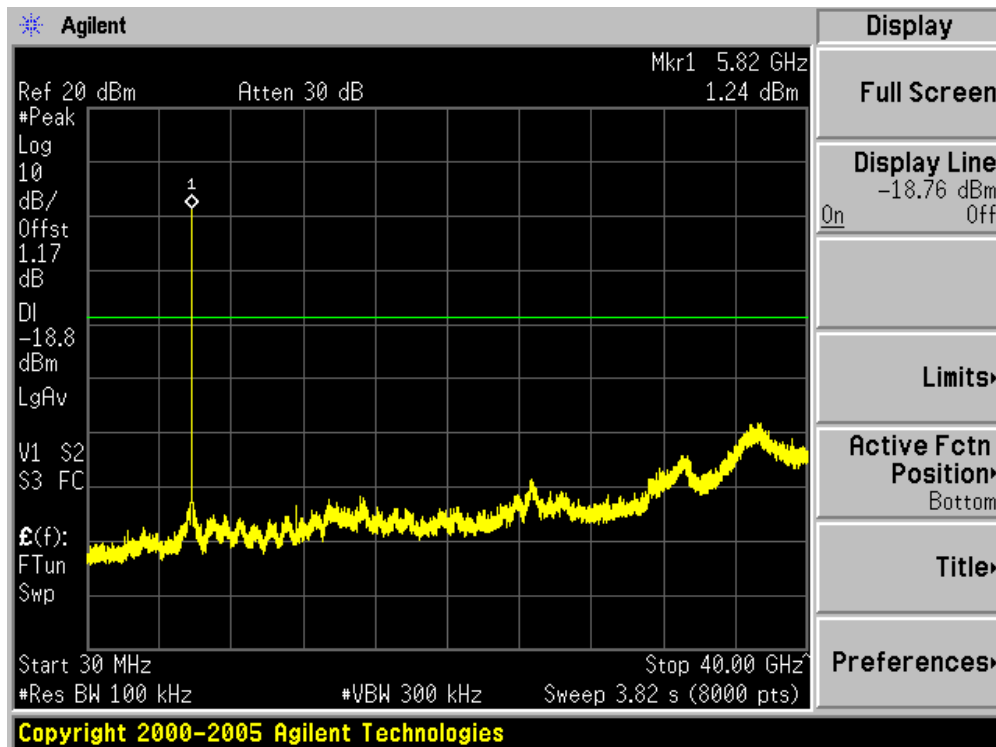




Channel 157 (5785MHz)

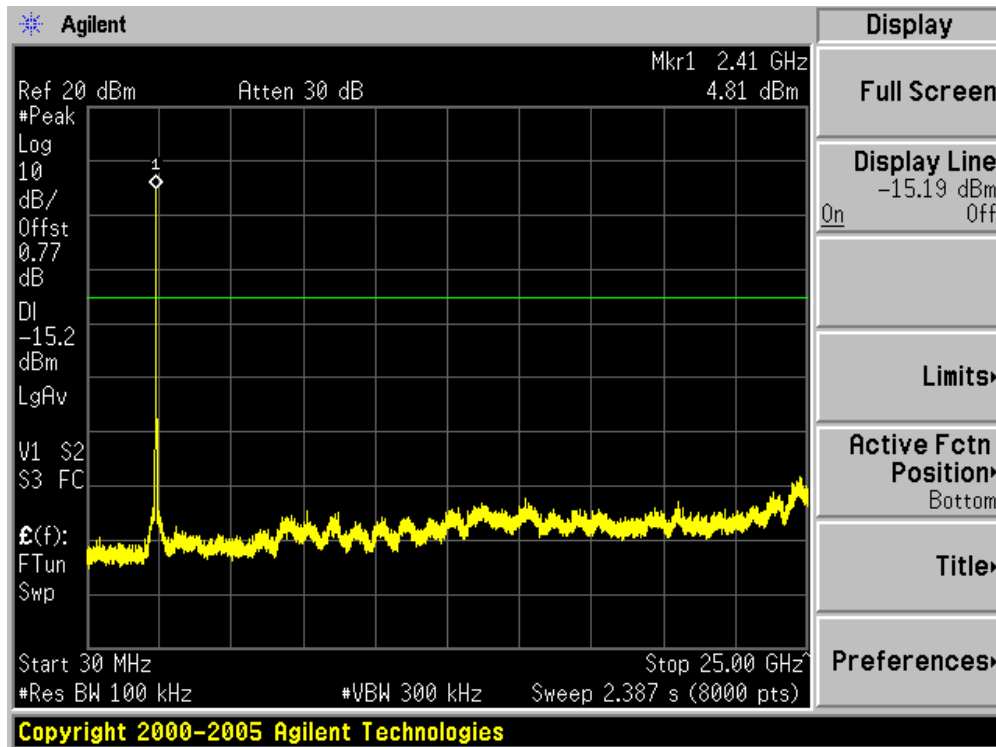


Channel 165 (5825MHz)

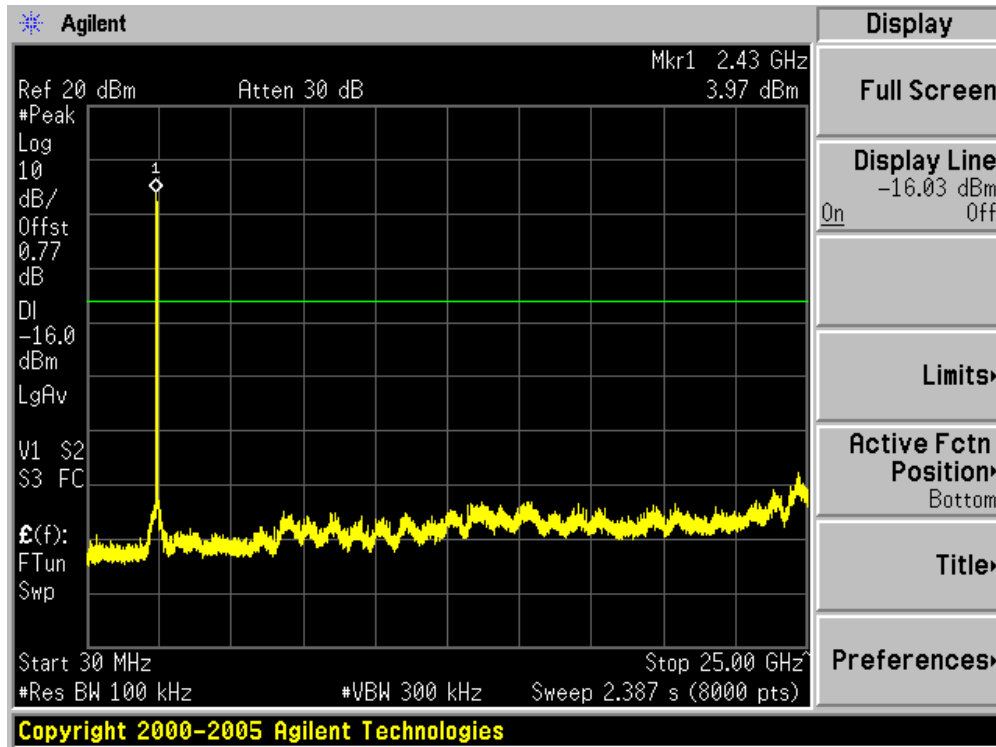


Product	:	Notebook Computer
Test Item	:	RF Antenna Conducted Spurious
Test Site	:	AC-4
Test Mode	:	Mode 4: Transmit by 802.11n (20MHz) (Chain B)

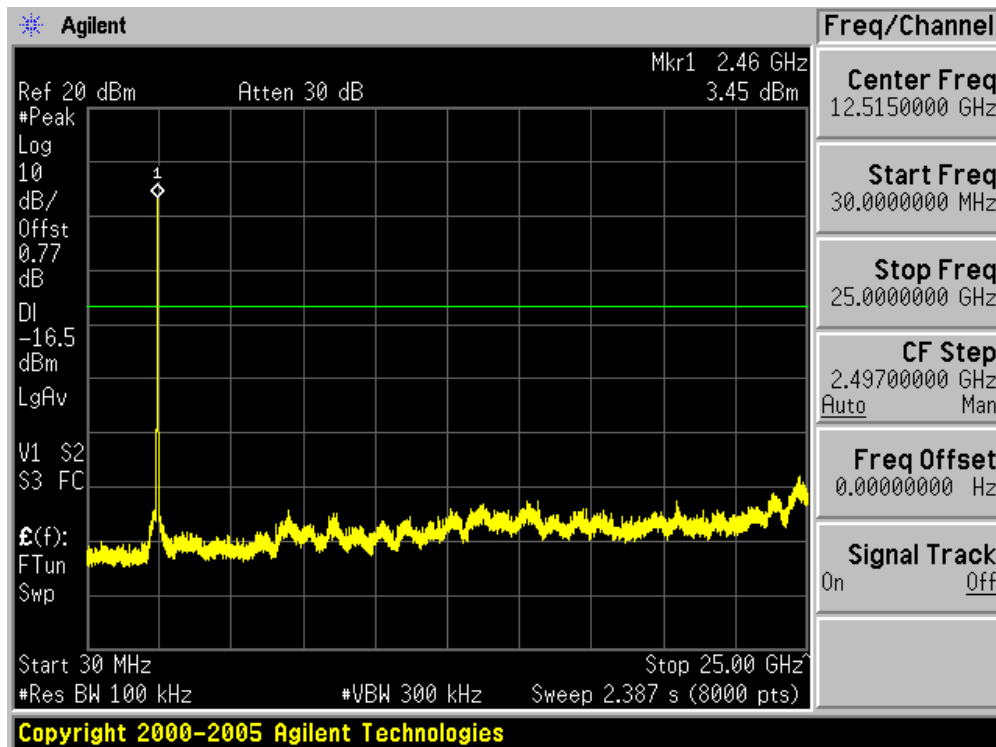
Channel 01 (2412MHz)



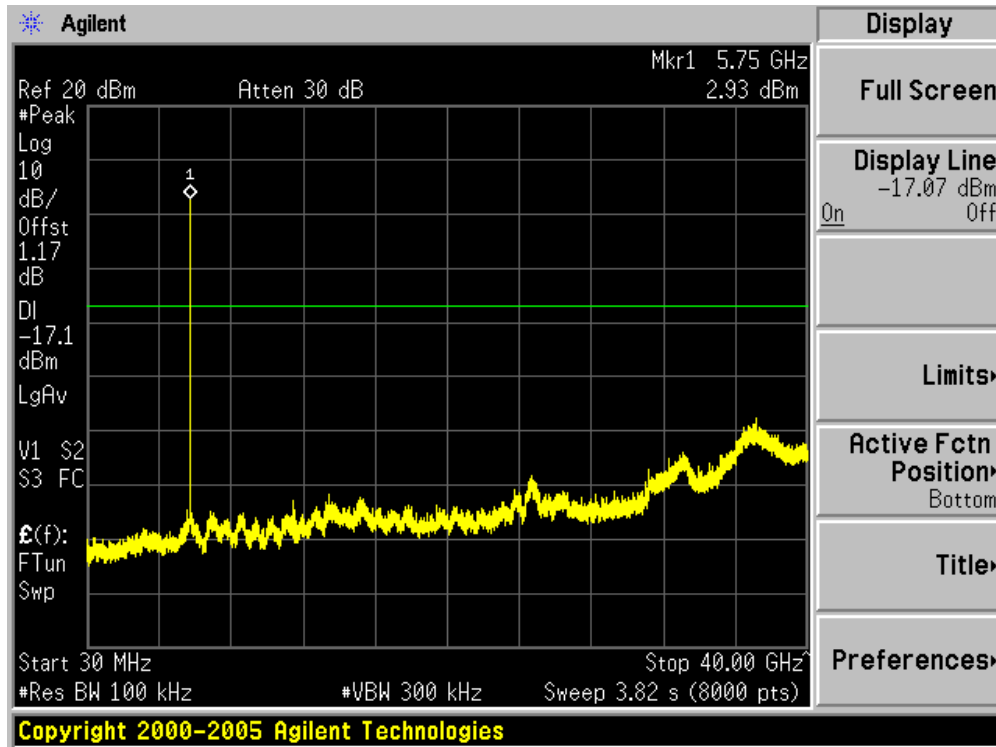
Channel 06 (2437MHz)



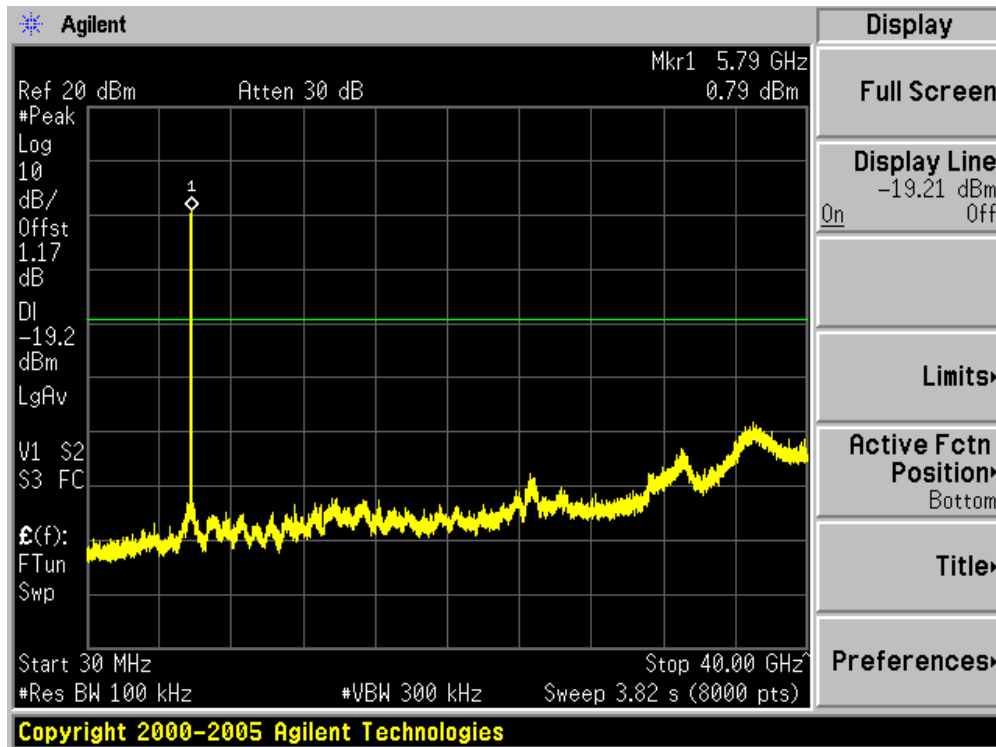
Channel 11 (2462MHz)



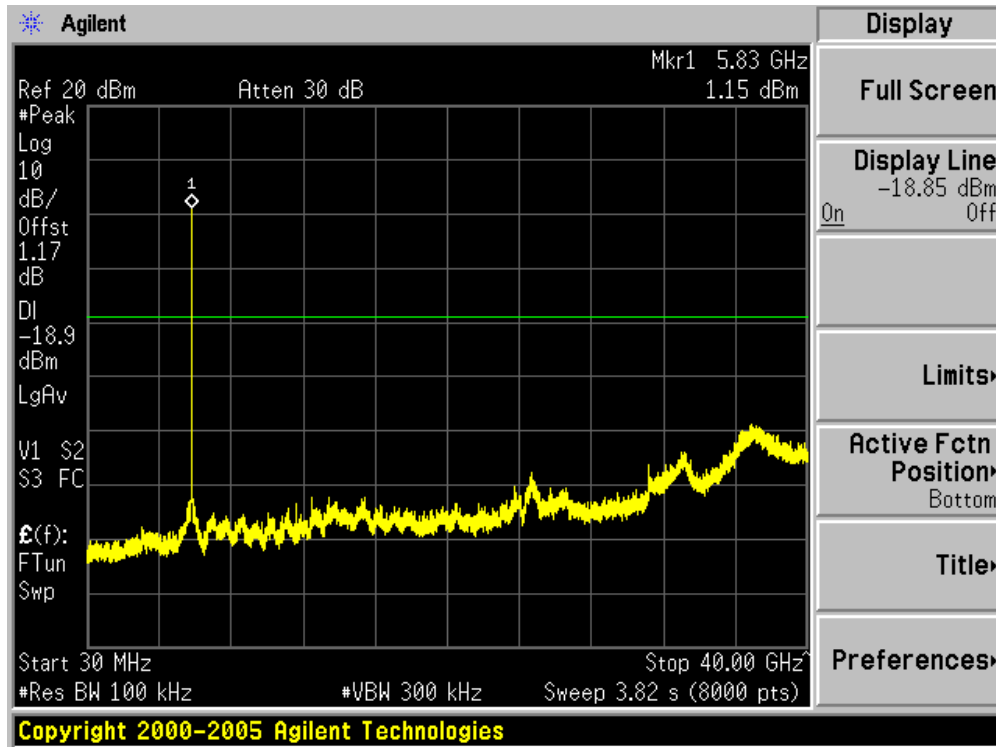
Channel 149 (5745MHz)



Channel 157 (5785MHz)

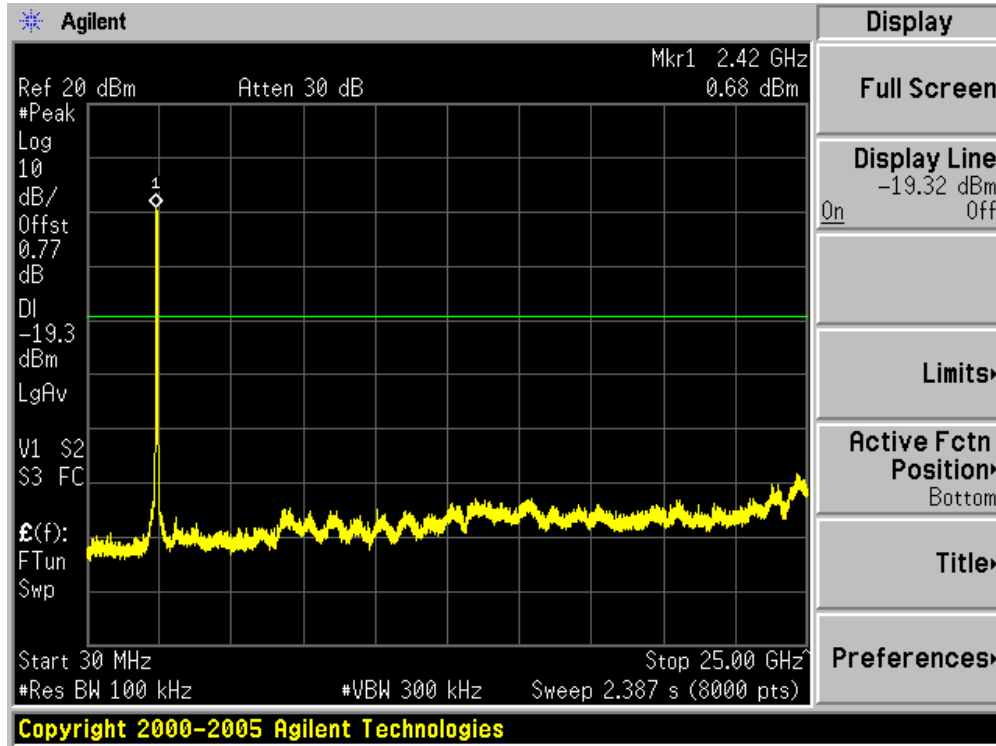


Channel 165 (5825MHz)

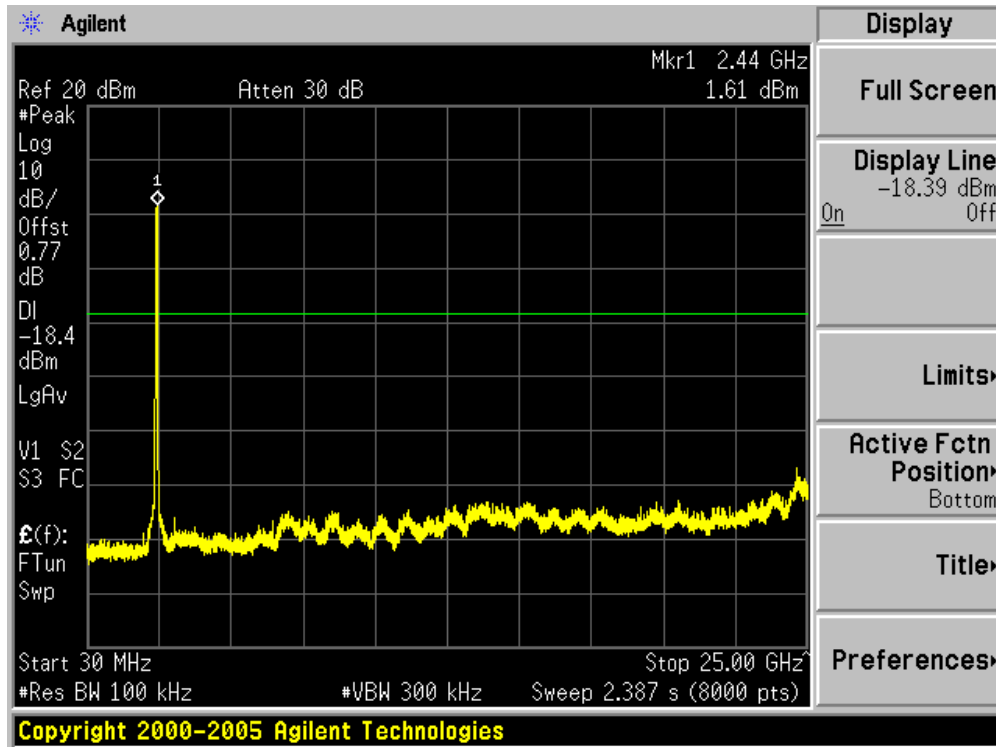


Product	:	Notebook Computer
Test Item	:	RF Antenna Conducted Spurious
Test Site	:	AC-4
Test Mode	:	Mode 5: Transmit by 802.11n (40MHz) (Chain B)

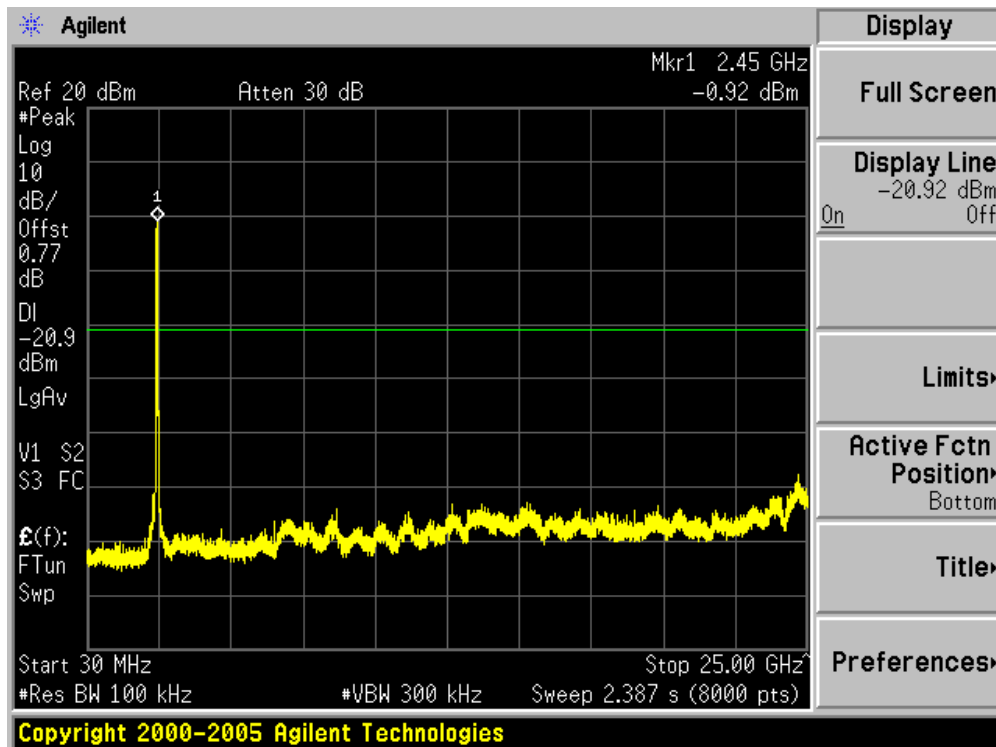
Channel 03 (2422MHz)



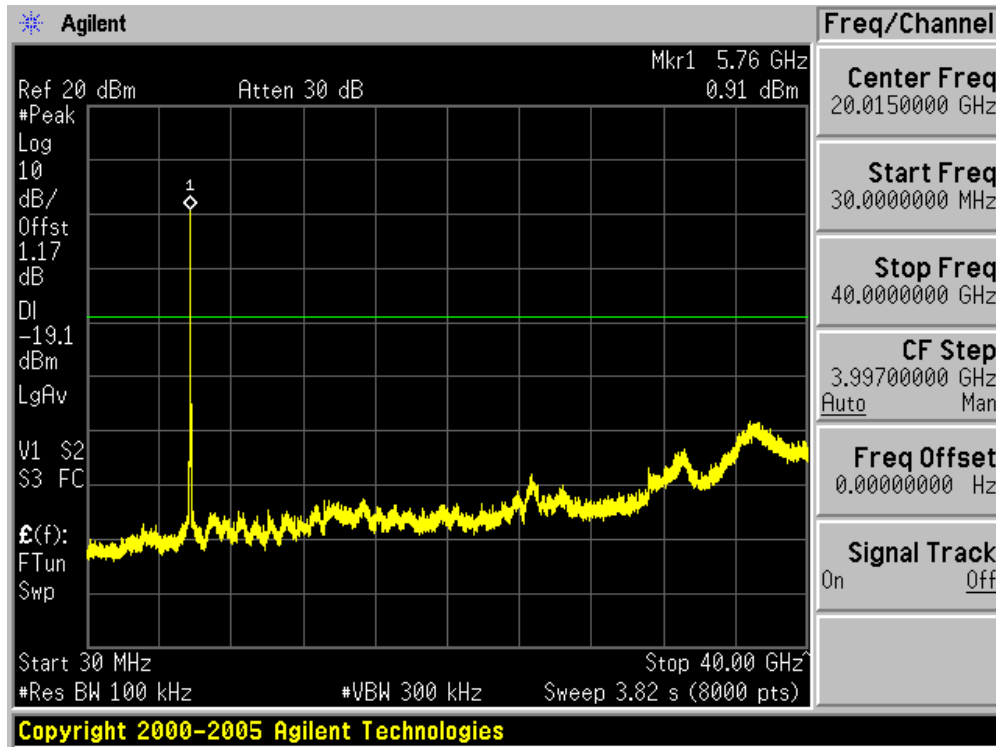
Channel 06 (2437MHz)



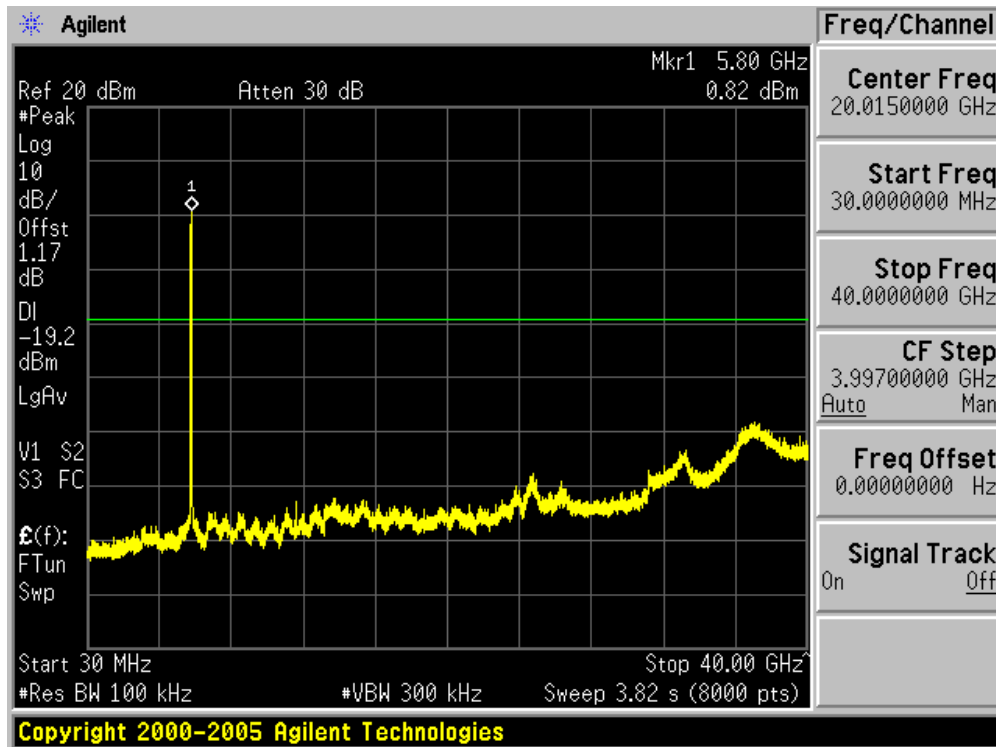
Channel 09 (2452MHz)



Channel 151 (5755MHz)



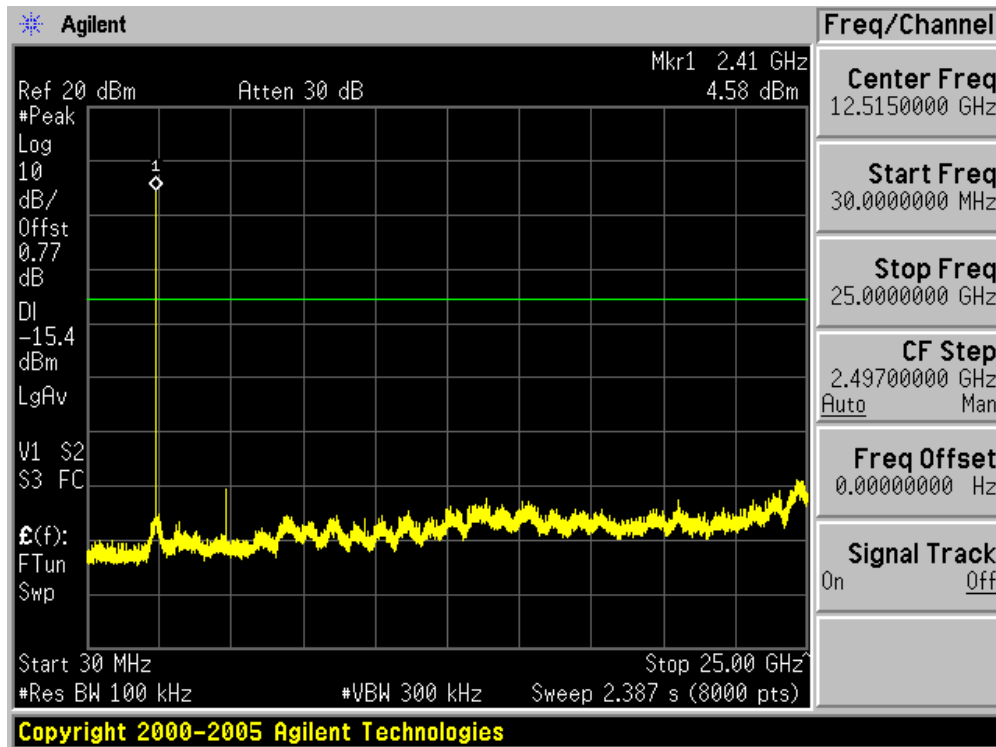
Channel 159 (5795MHz)



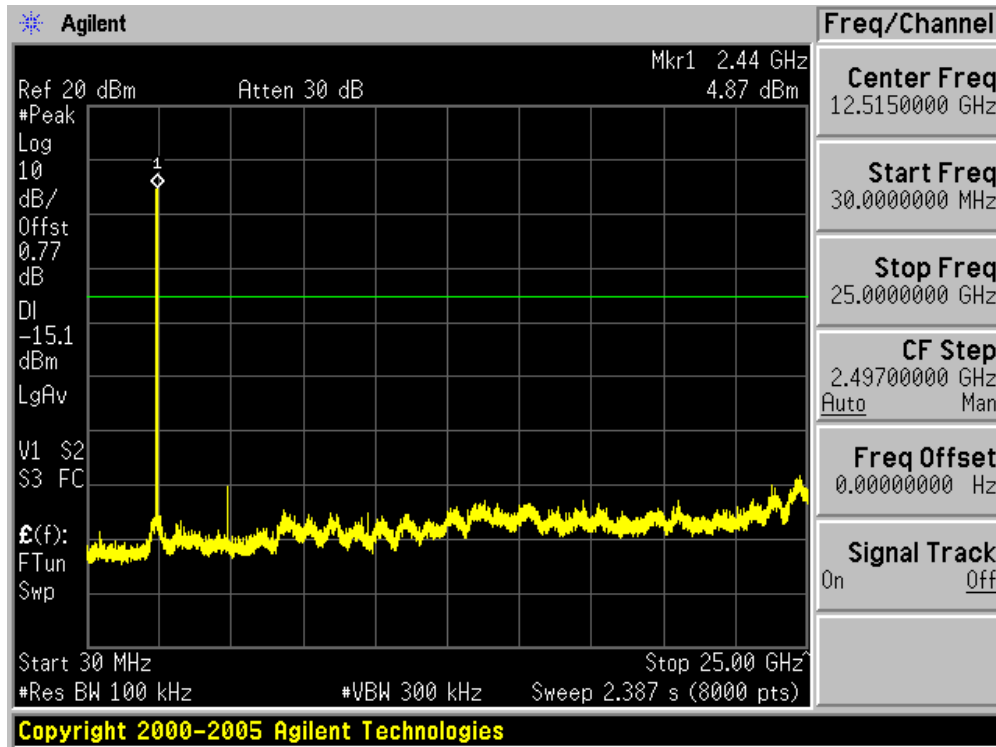


Product	:	Notebook Computer
Test Item	:	RF Antenna Conducted Spurious
Test Site	:	AC-4
Test Mode	:	Mode 1: Transmit by 802.11b (Chain C)

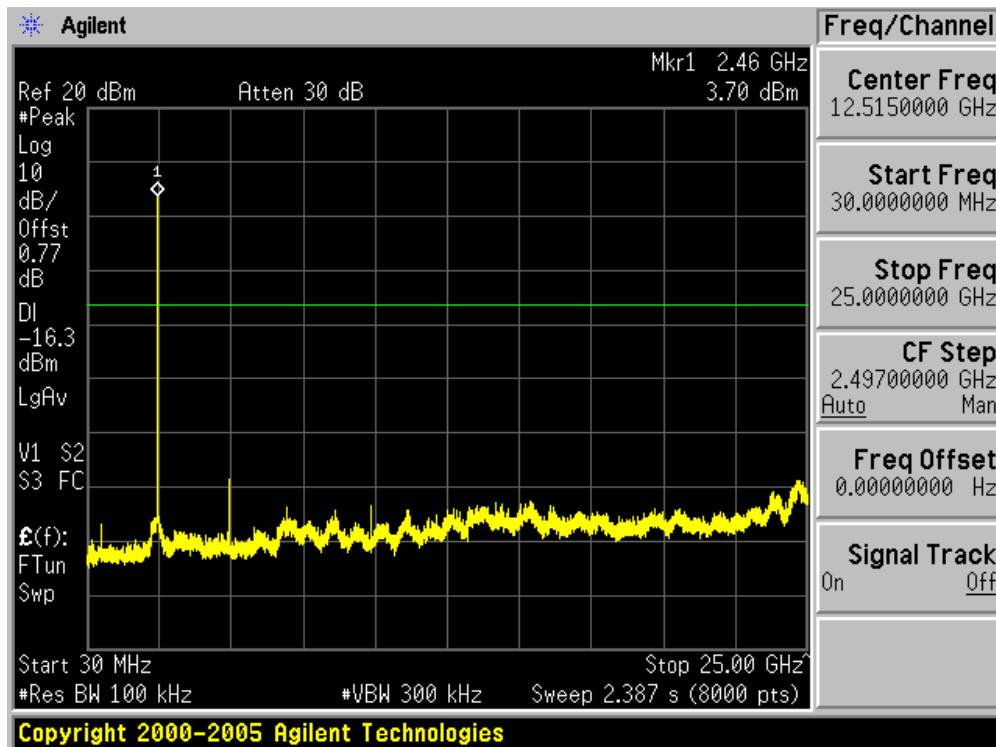
Channel 01 (2412MHz)



Channel 06 (2437MHz)

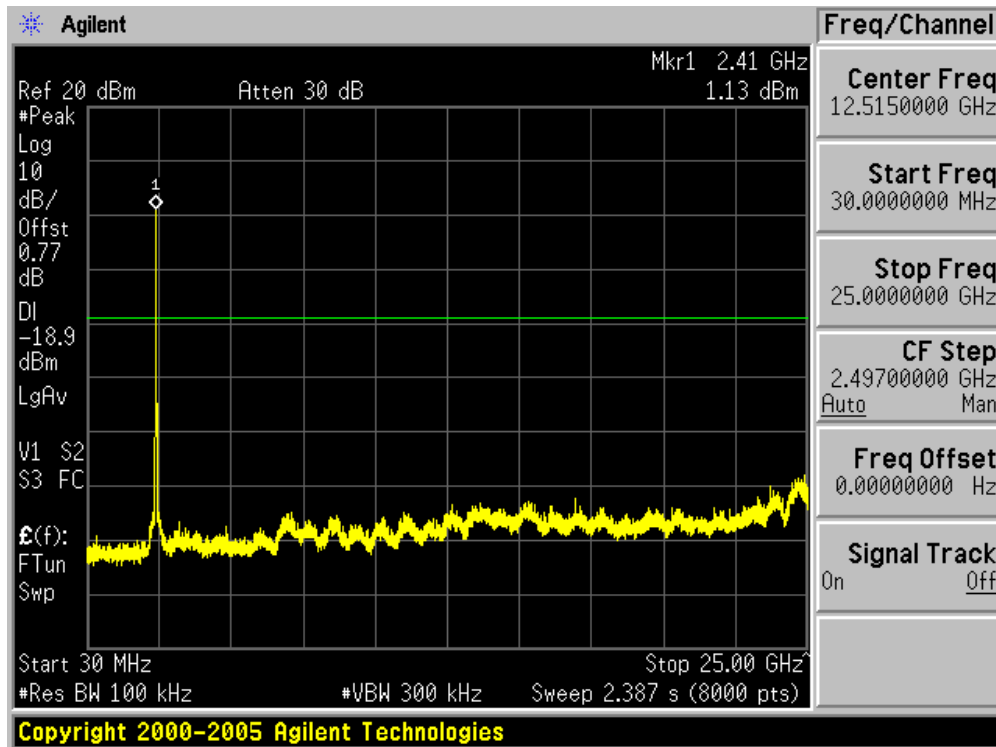


Channel 11 (2462MHz)

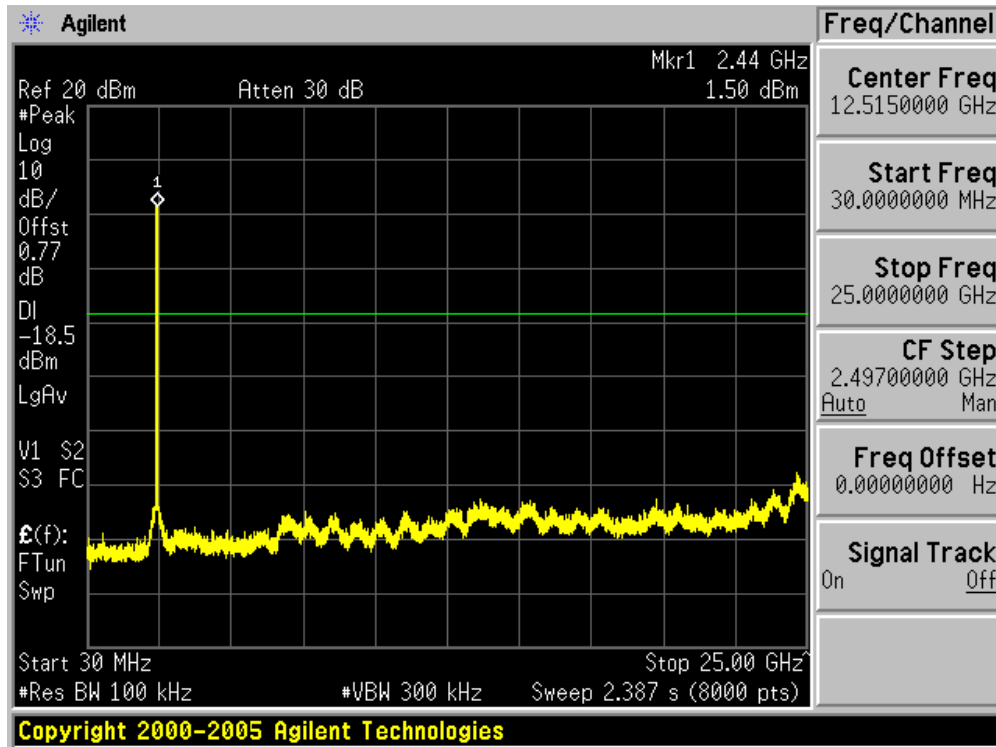


Product	:	Notebook Computer
Test Item	:	RF Antenna Conducted Spurious
Test Site	:	AC-4
Test Mode	:	Mode 2: Transmit by 802.11g (Chain C)

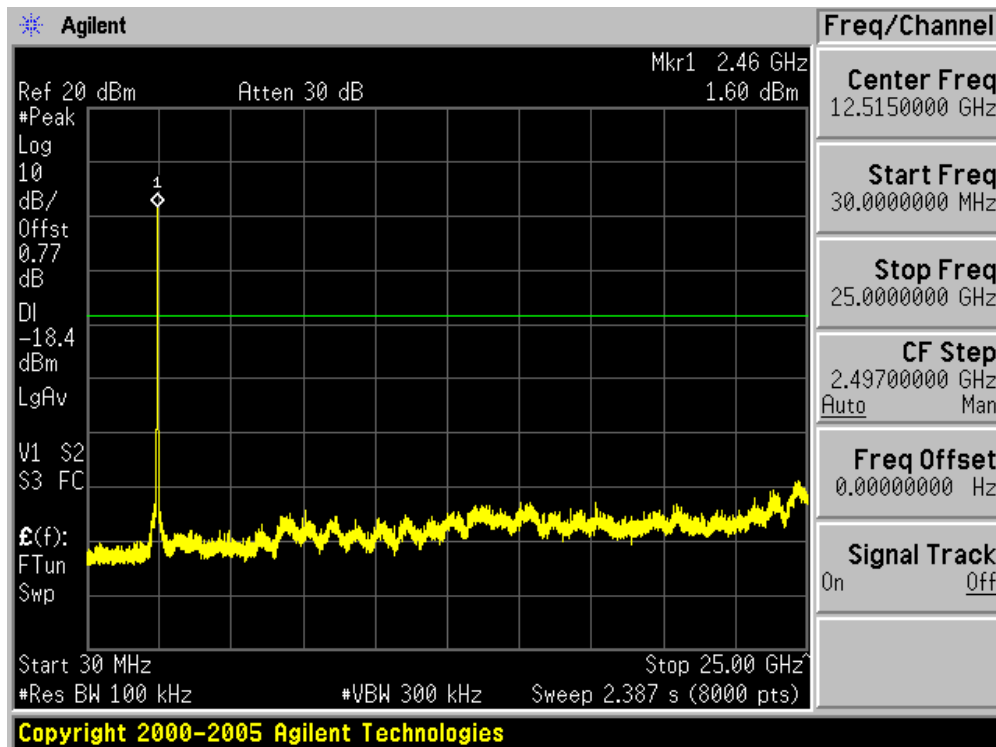
Channel 01 (2412MHz)



Channel 06 (2437MHz)

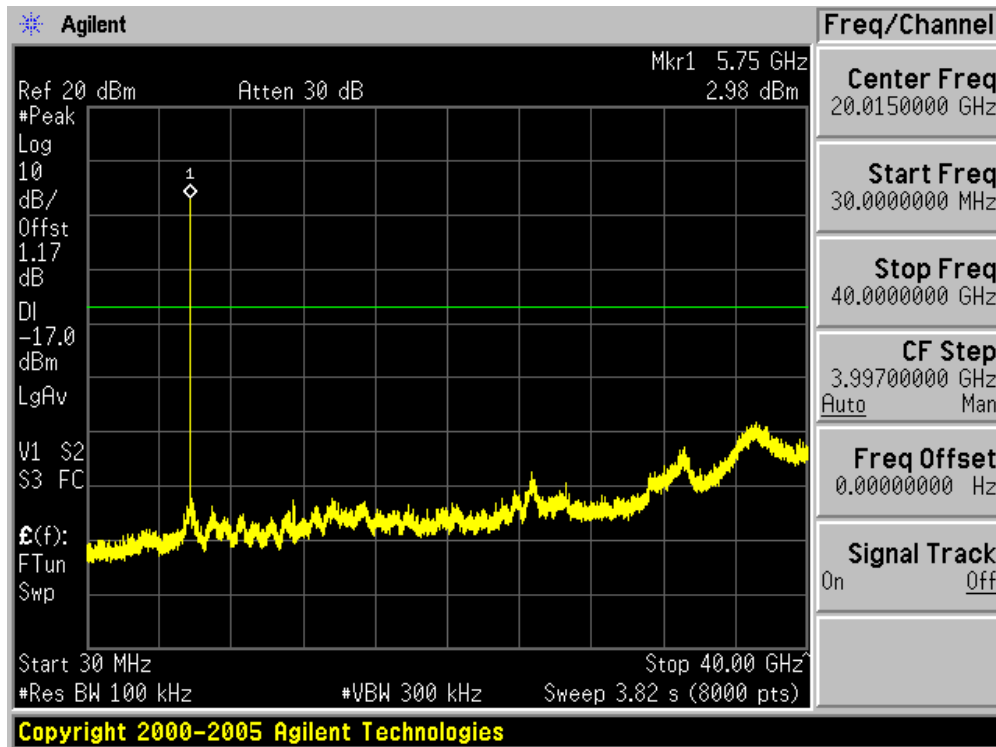


Channel 11 (2462MHz)

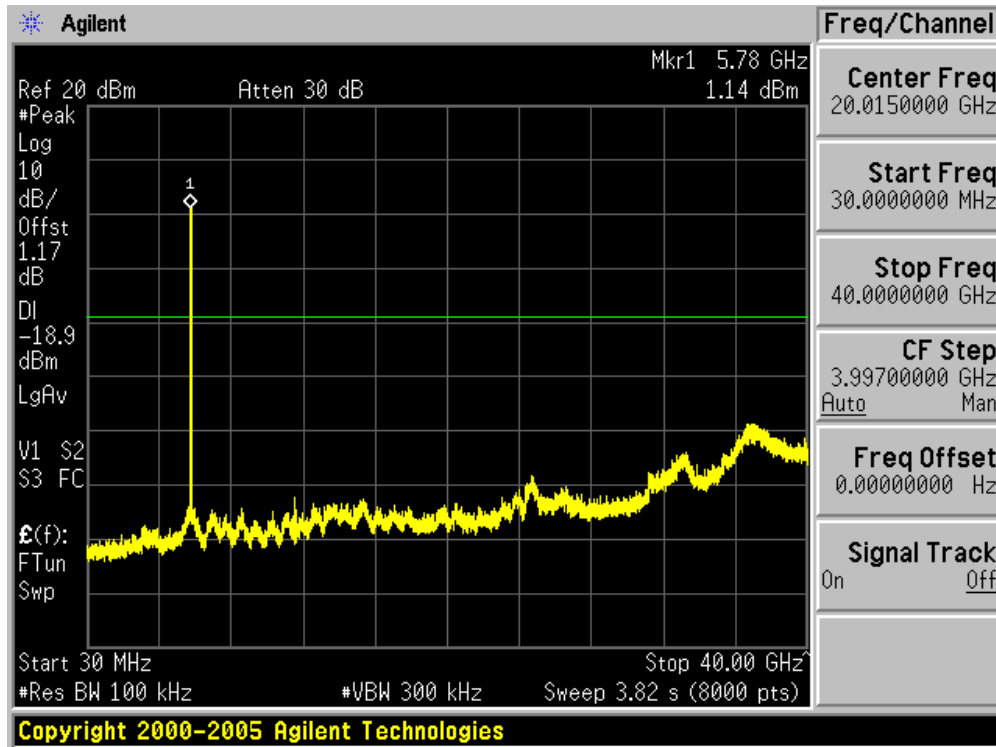


Product	:	Notebook Computer
Test Item	:	RF Antenna Conducted Spurious
Test Site	:	AC-4
Test Mode	:	Mode 3: Transmit by 802.11a (Chain C)

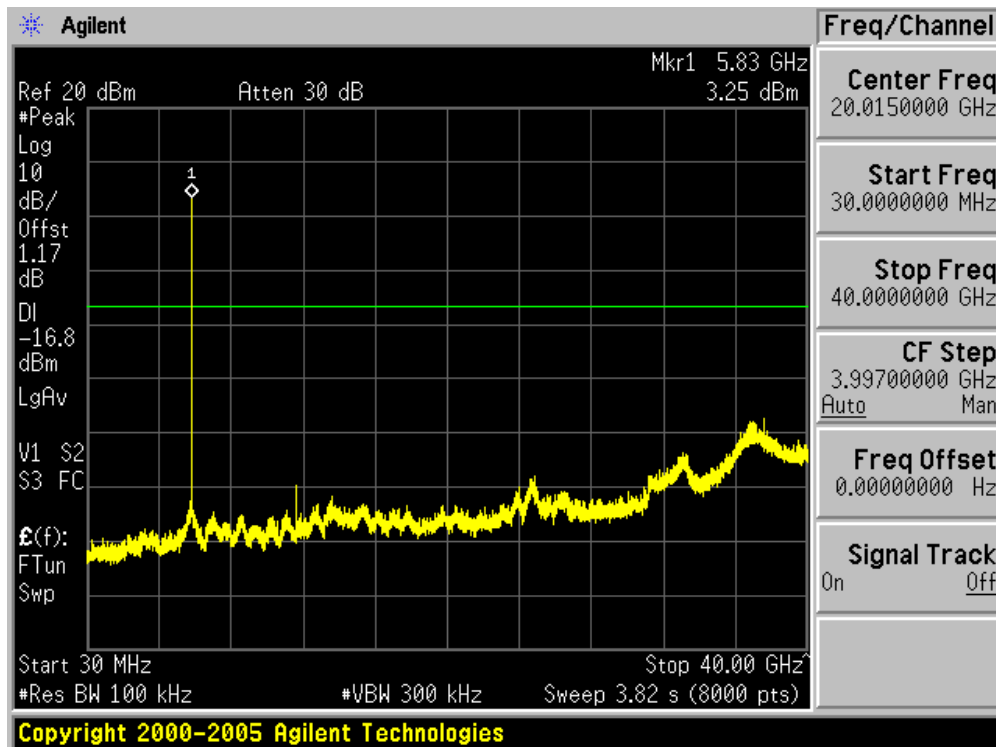
Channel 149 (5745MHz)



Channel 157 (5785MHz)

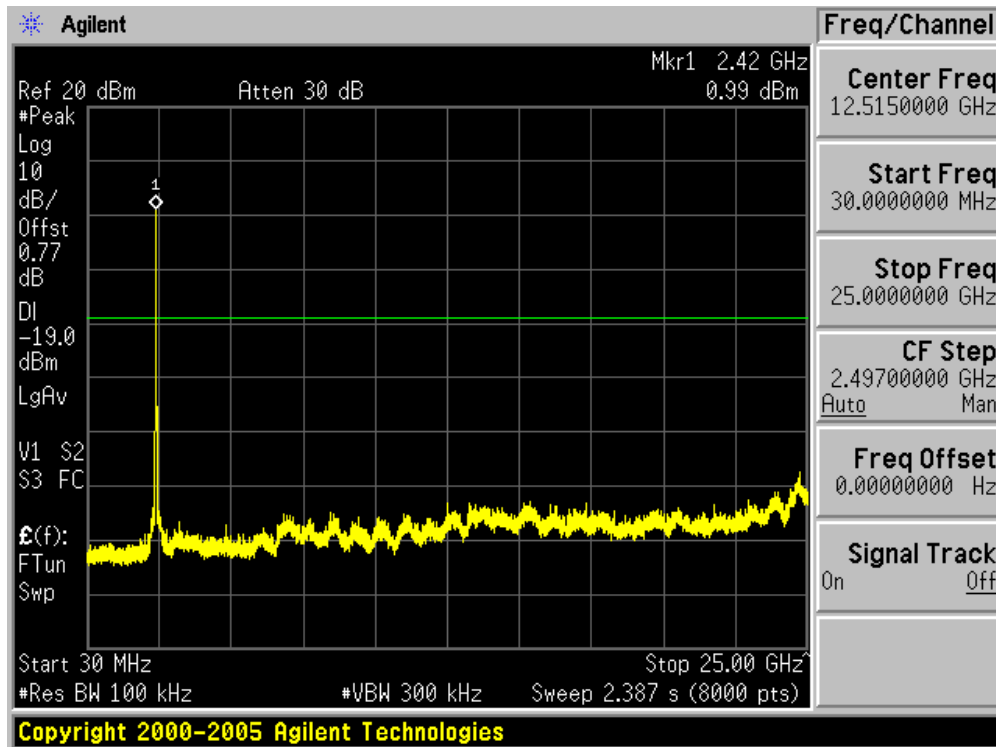


Channel 165 (5825MHz)

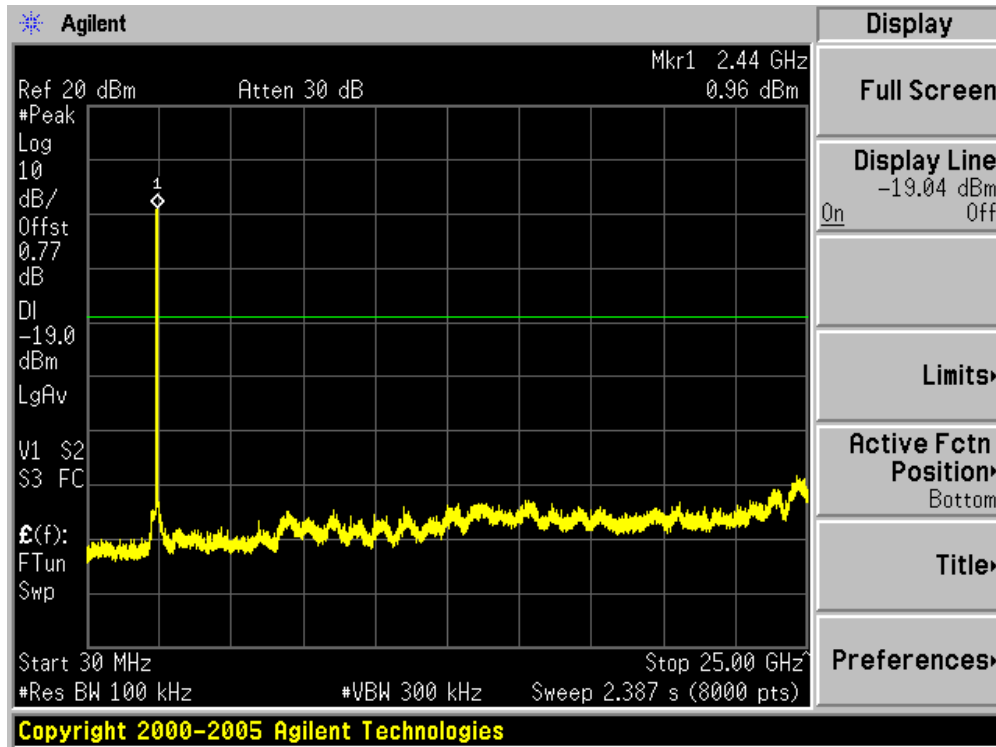


Product	:	Notebook Computer
Test Item	:	RF Antenna Conducted Spurious
Test Site	:	AC-4
Test Mode	:	Mode 4: Transmit by 802.11n (20MHz) (Chain C)

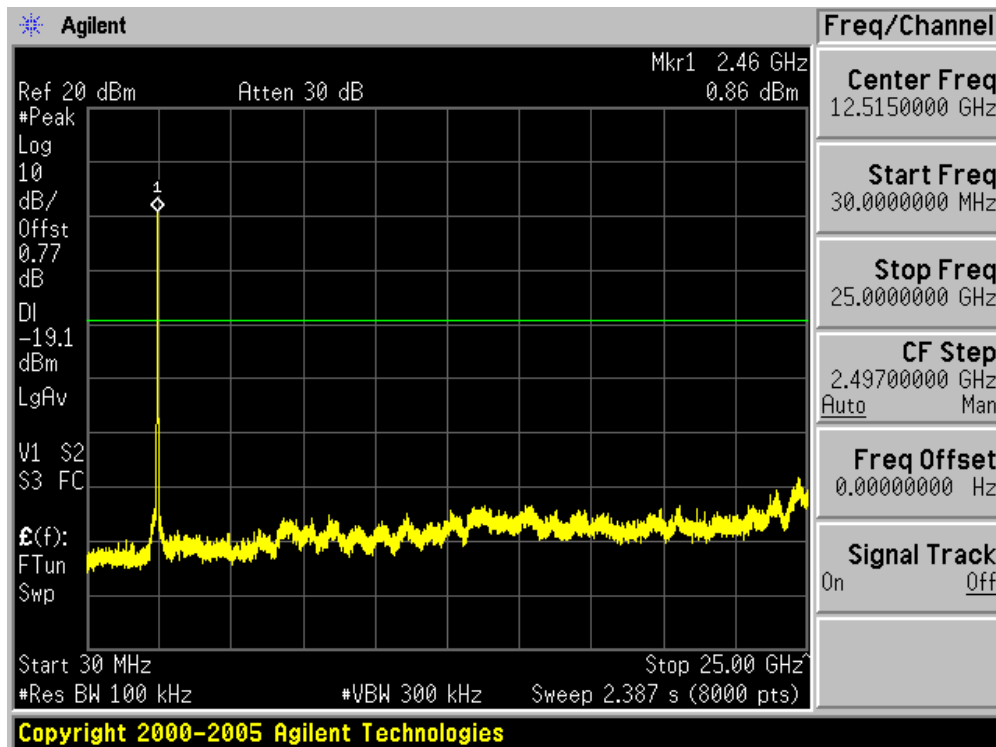
Channel 01 (2412MHz)



Channel 06 (2437MHz)

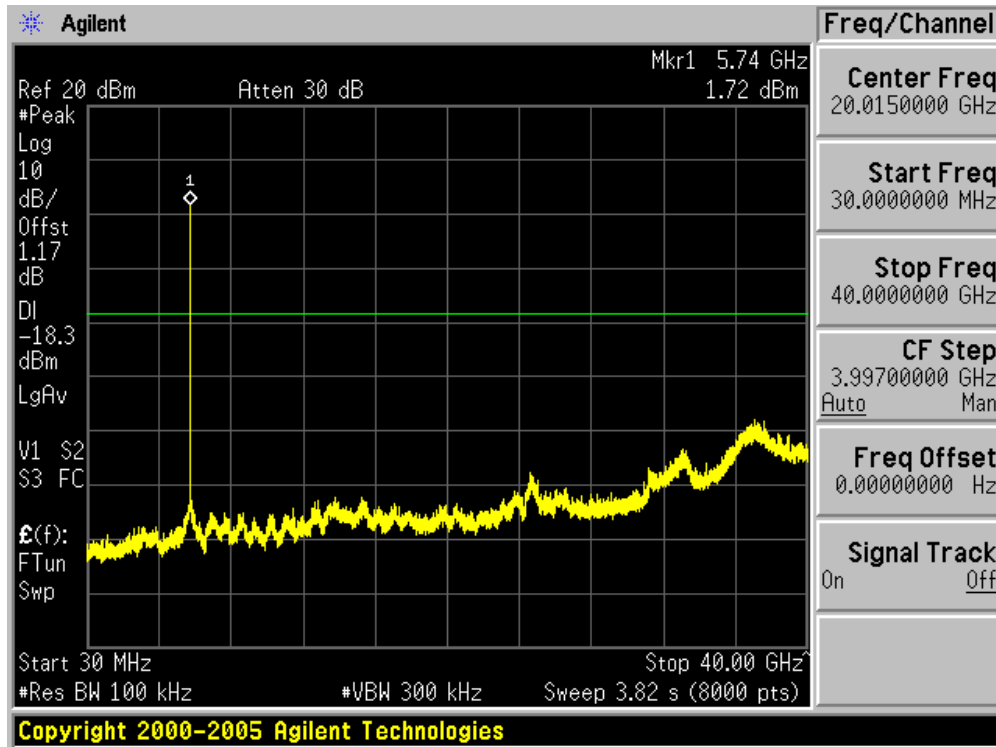


Channel 11 (2462MHz)

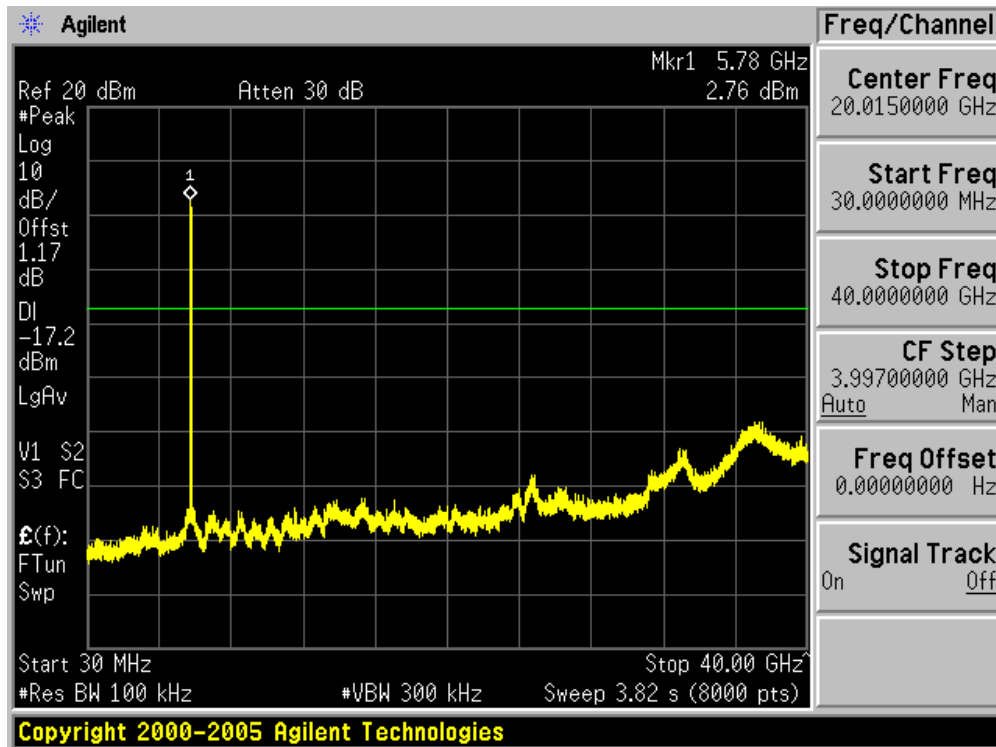




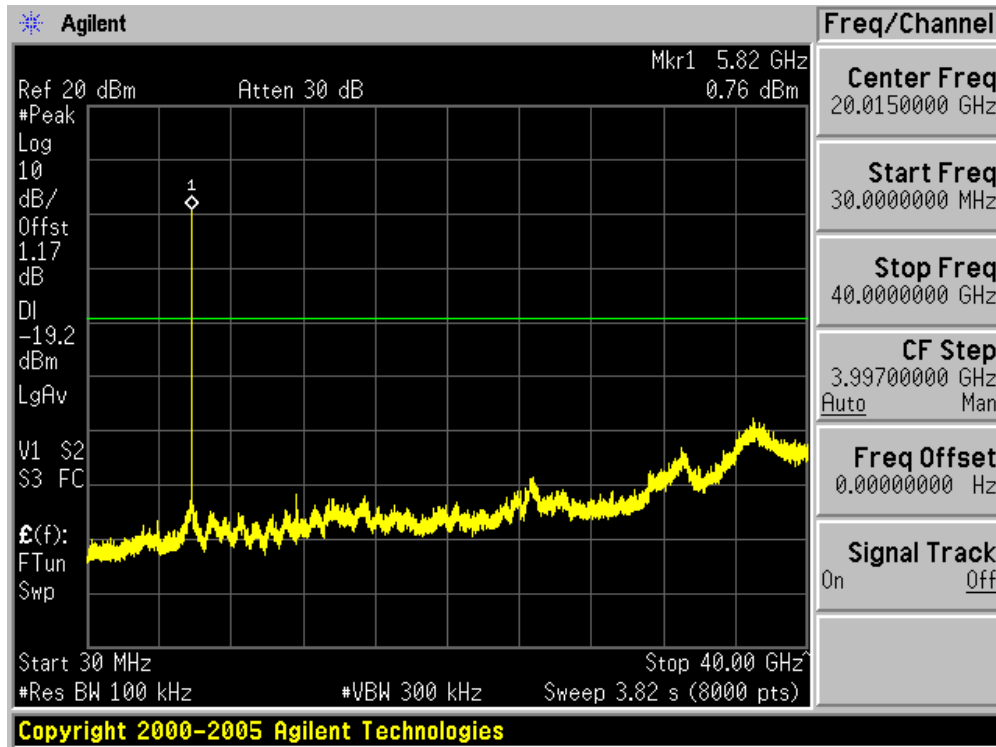
Channel 149 (5745MHz)



Channel 157 (5785MHz)

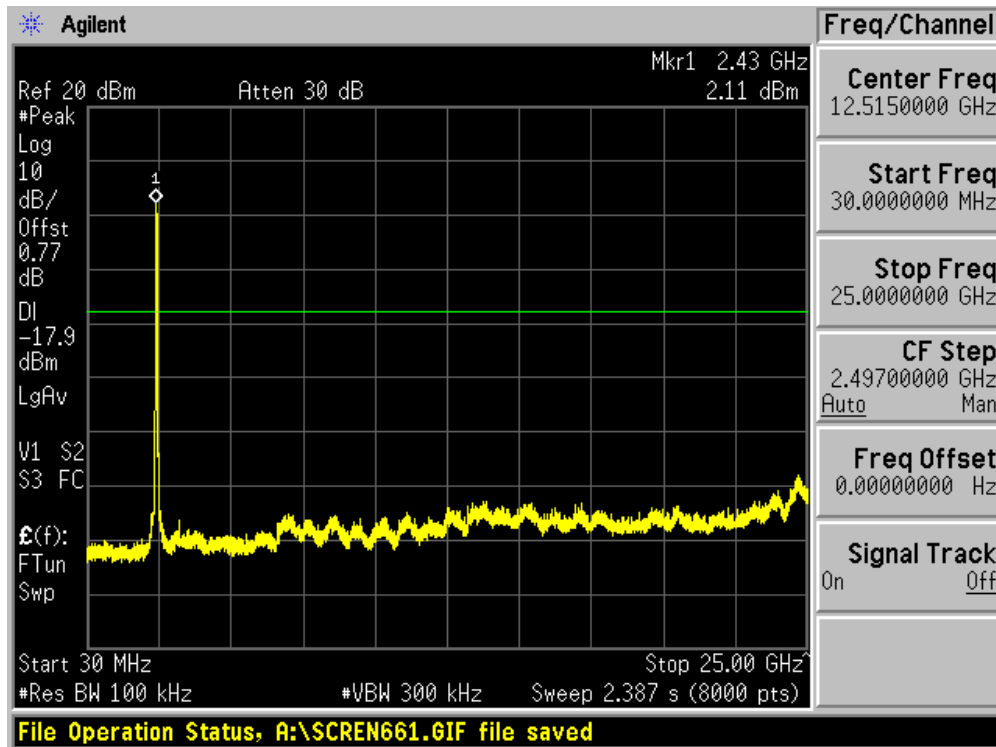


Channel 165 (5825MHz)

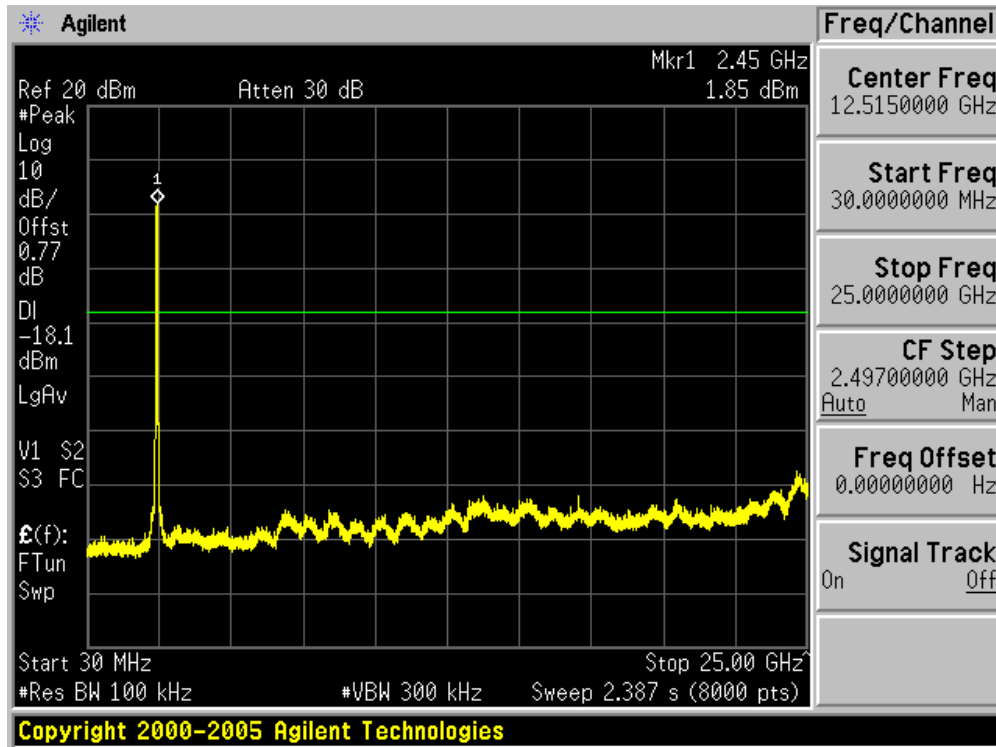


Product	:	Notebook Computer
Test Item	:	RF Antenna Conducted Spurious
Test Site	:	AC-4
Test Mode	:	Mode 5: Transmit by 802.11n (40MHz) (Chain C)

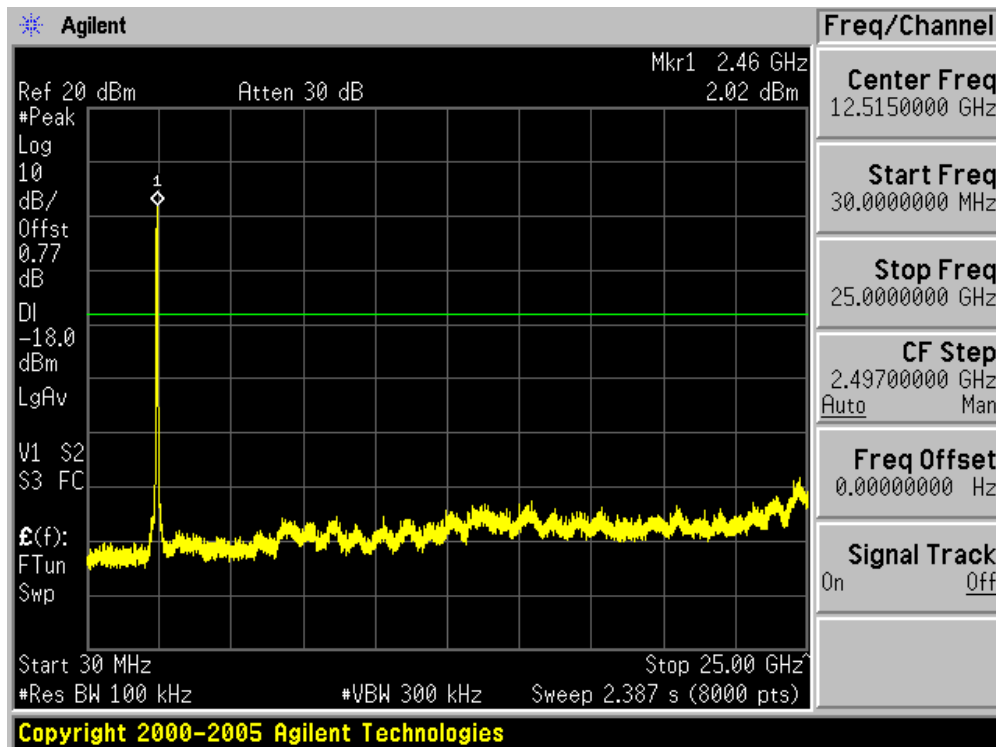
Channel 03 (2422MHz)



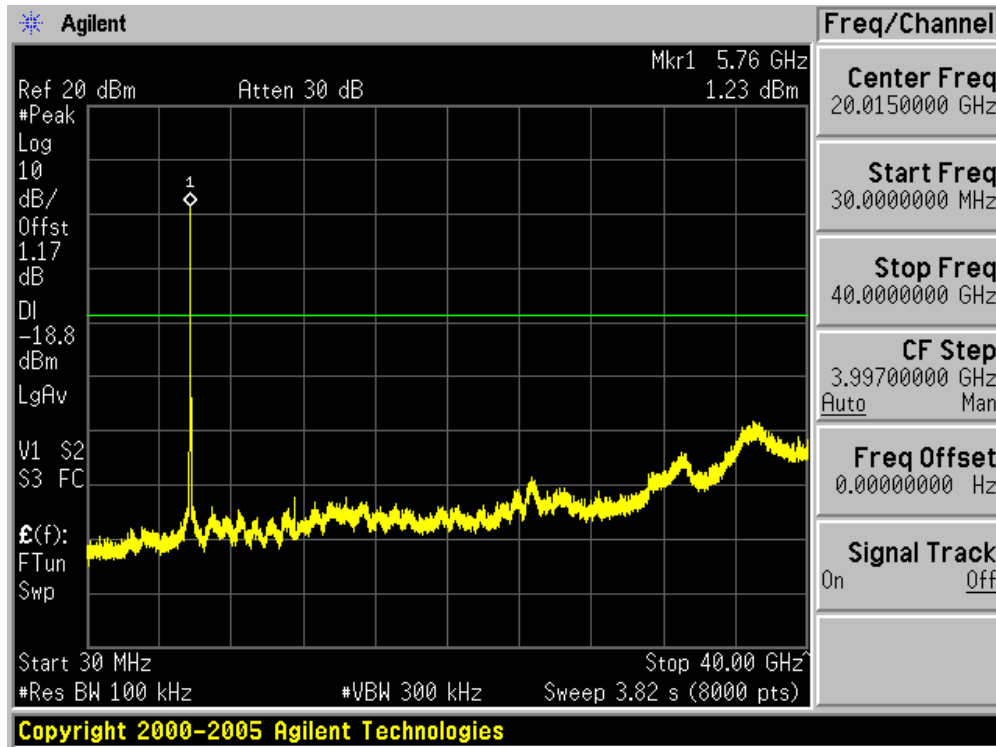
Channel 06 (2437MHz)



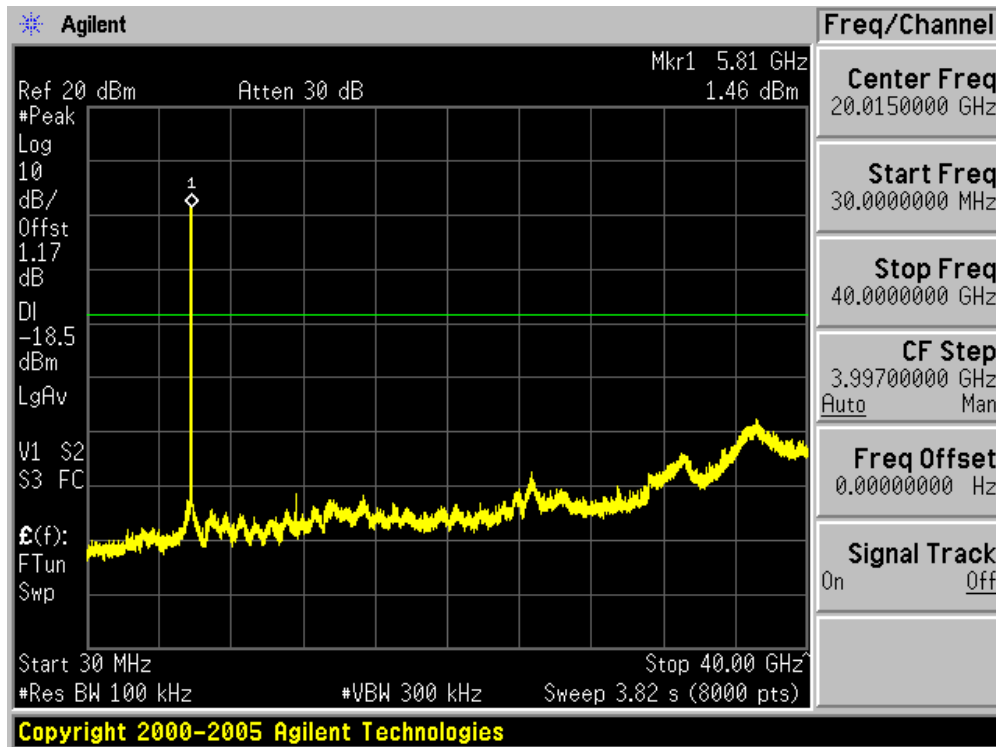
Channel 09 (2452MHz)



Channel 151 (5755MHz)



Channel 159 (5795MHz)



**6. Radiated Emission Band Edge**

**6.1. Test Equipment**

Radiated Emission / AC-2

Instrument	Manufacturer	Type No.	Serial No.	Cal. Date
Spectrum Analyzer	Agilent	E4408B	MY45102679	2007/11/12
EMI Test Receiver	R&S	ESCI	100573	2008/05/10
Preamplifier	Quietek	AP-025C	QT-AP003	2007/11/25
Preamplifier	Quietek	AP-180C	CHM-0602012	2007/11/25
Bilog Type Antenna	Schaffner	CBL6112B	2932	2007/11/22
Broad-Band Horn Antenna	Schwarzbeck	BBHA9120D	496	2007/11/25
50ohm Coaxial Switch	Anritsu	MP59B	6200447304	2007/11/25
Coaxial Cable	Huber+Suhner	AC2-C	04	2007/11/25
Temperature/Humidity Meter	zhicheng	ZC1-2	QT-TH002	2008/03/31

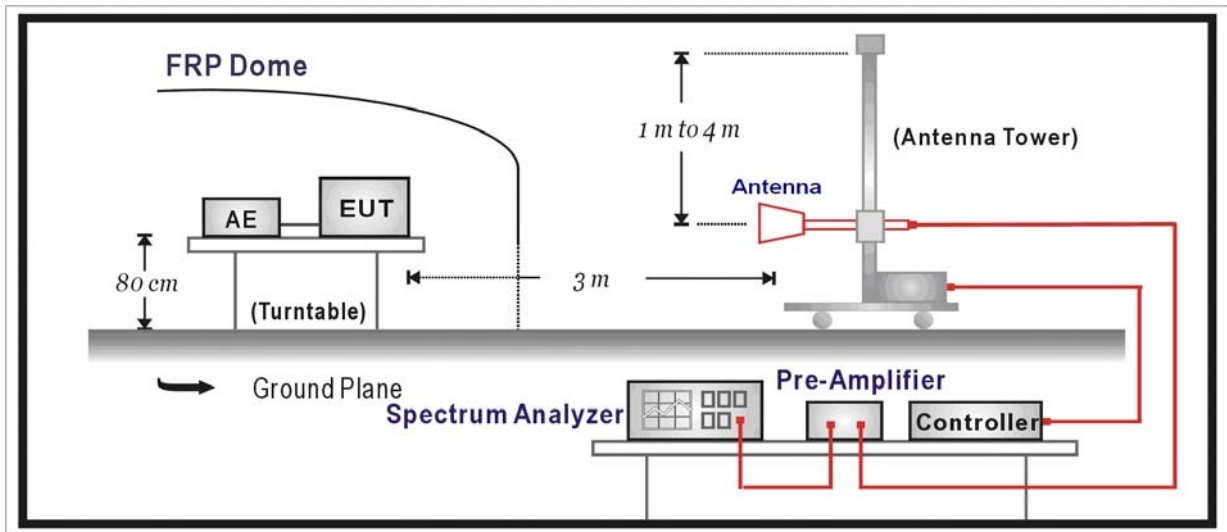
Radiated Emission / AC-3

Instrument	Manufacturer	Type No.	Serial No.	Cal. Date
Spectrum Analyzer	Agilent	N9010A	MY48030494	2008/04/24
EMI Test Receiver	R&S	ESCI	100176	2007/11/15
Preamplifier	Quietek	AP-025C	QT-AP004	2007/11/25
Preamplifier	Quietek	AP-180C	CHM-0602012	2007/11/25
Bilog Type Antenna	Schaffner	CBL6112D	22254	2007/11/22
Broad-Band Horn Antenna	Schwarzbeck	BBHA9120D	496	2007/11/25
50ohm Coaxial Switch	Anritsu	MP59B	6200464463	2007/11/25
Coaxial Cable	Huber+Suhner	AC2-C	05	2007/11/25
Temperature/Humidity Meter	zhicheng	ZC1-2	QT-TH003	2008/03/31

Note 1: All equipments are calibrated with traceable calibrations. Each calibration is traceable to the national or international standards.

Note 2: The test instruments marked with "X" are used to measure the final test results.

**6.2. Test Setup**



**6.3. Limit**

Radiated emissions which fall in the restricted bands, as defined in Section 15.205(a) of FCC part 15, must also comply with the radiated emission limits specified in Section 15.209(a) (see Section 15.205(c)).

**6.4. Test Procedure**

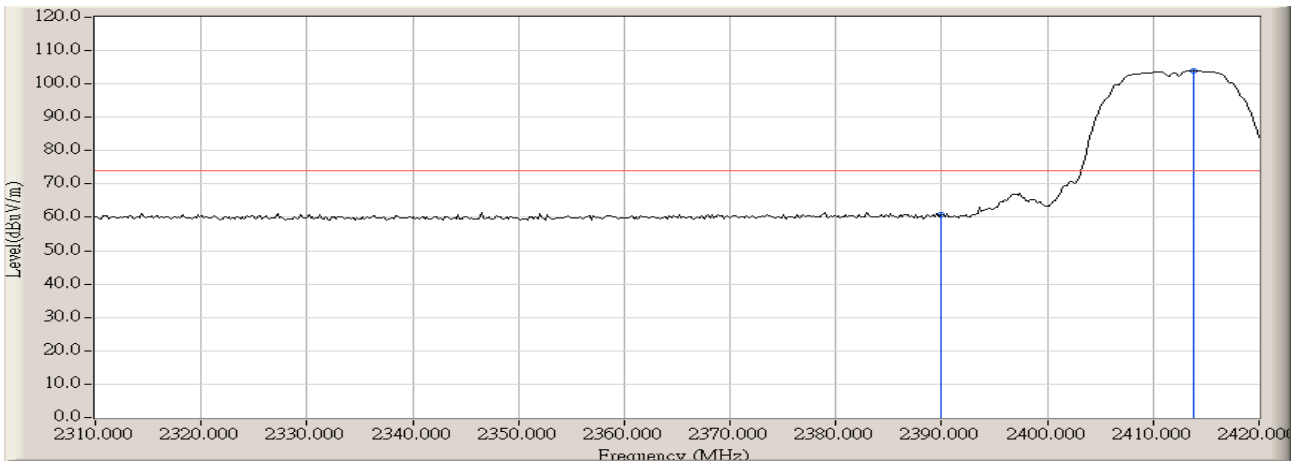
The EUT was setup according to ANSI C63.4, 2003 and tested according to DTS test procedure of Oct 2002 KDB558074 for compliance to FCC 47CFR 15.247 requirements. The EUT is placed on a turn table which is 0.8 meter above ground. The turn table is rotated 360 degrees to determine the position of the maximum emission level. The EUT was positioned such that the distance from antenna to the EUT was 3 meters. The antenna is scanned from 1 meter to 4 meters to find out the maximum emission level. This is repeated for both horizontal and vertical polarization of the antenna. In order to find the maximum emission, all of the interface cables were manipulated according to ANSI C63.4:2003 on radiated measurement.

**6.5. Uncertainty**

The measurement uncertainty above 1G is defined as  $\pm 3.9$  dB

## 6.6. Test Result

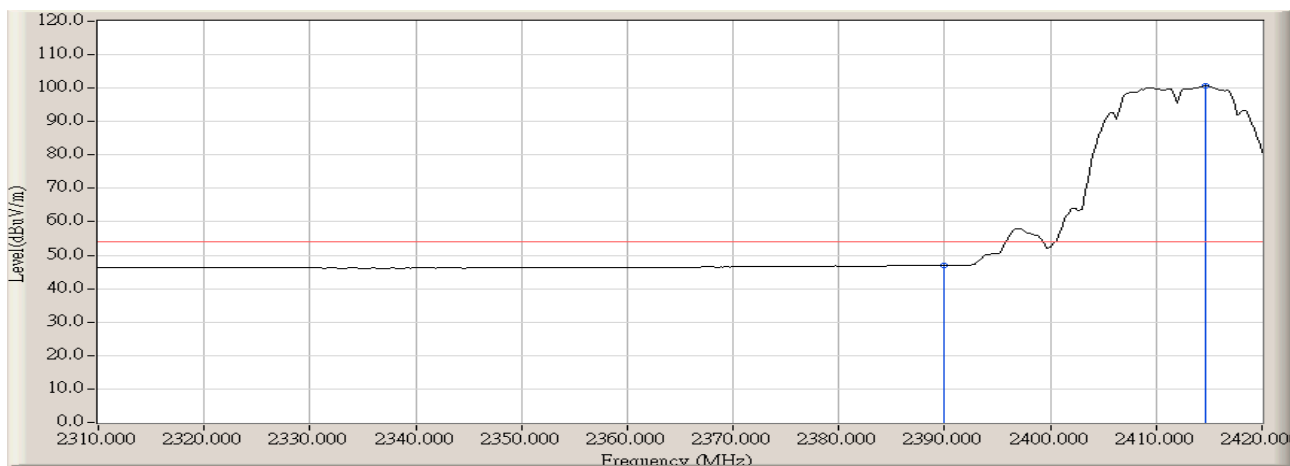
Engineer : Robin	
Site : AC-2 (3m Semi-Anechoic Chamber)	Time : 2008/08/10 - 14:27
Limit : FCC_SpartC_15.209_03M_PK	Margin : 0
EUT : Notebook(Intel 5300)	Probe : BBHA9120D_496(1-18GHz) - HORIZONTAL
Power : AC 120V/60Hz	Note : Mode 1: Transmit by 802.11b at channel 2412MHz (Chain A)



		Frequency (MHz)	Correct Factor (dB)	Reading Level (dBuV)	Measure Level (dBuV/m)	Margin (dB)	Limit (dBuV/m)	Detector Type
1		2390.000	32.722	27.944	60.666	-13.304	73.970	PEAK
2	*	2413.767	32.735	71.181	103.916	N/A	N/A	PEAK

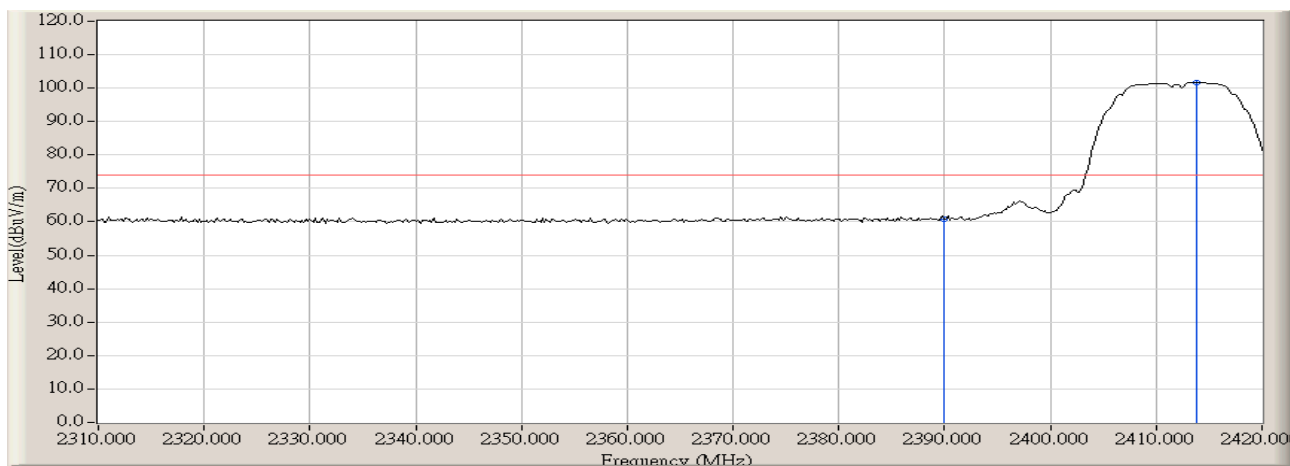


Engineer : Robin	
Site : AC-2 (3m Semi-Anechoic Chamber)	Time : 2008/08/10 - 14:28
Limit : FCC_SpartC_15.209_03M_AV	Margin : 0
EUT : Notebook(Intel 5300)	Probe : BBHA9120D_496(1-18GHz) - HORIZONTAL
Power : AC 120V/60Hz	Note : Mode 1: Transmit by 802.11b at channel 2412MHz (Chain A)



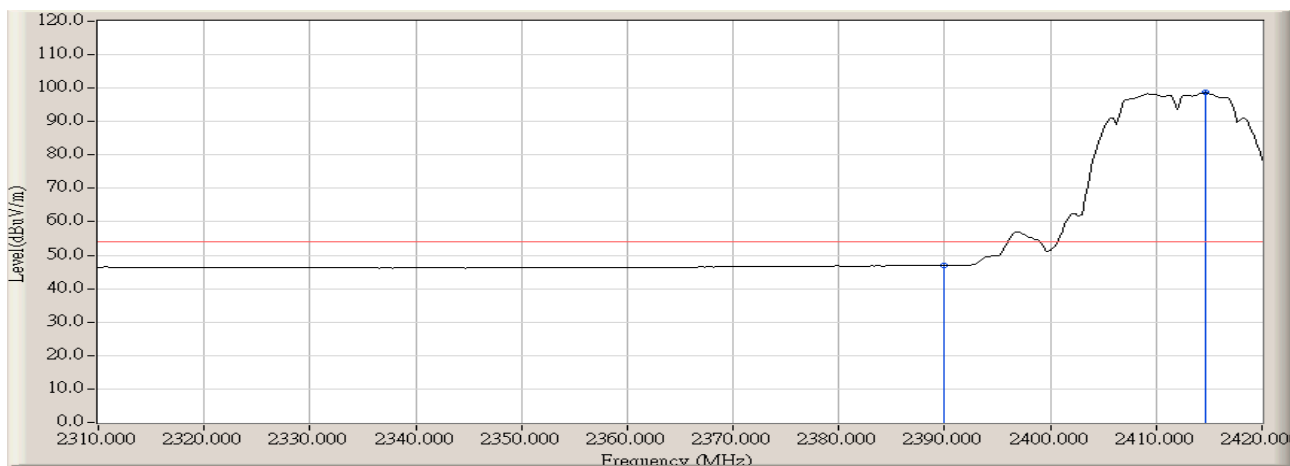
		Frequency (MHz)	Correct Factor (dB)	Reading Level (dBuV)	Measure Level (dBuV/m)	Margin (dB)	Limit (dBuV/m)	Detector Type
1		2390.000	32.722	14.157	46.879	-7.091	53.970	AVERAGE
2	*	2414.683	32.737	67.970	100.707	N/A	N/A	AVERAGE

Engineer : Robin	
Site : AC-2 (3m Semi-Anechoic Chamber)	Time : 2008/08/10 - 14:46
Limit : FCC_SpartC_15.209_03M_PK	Margin : 0
EUT : Notebook(Intel 5300)	Probe : BBHA9120D_496(1-18GHz) - VERTICAL
Power : AC 120V/60Hz	Note : Mode 1: Transmit by 802.11b at channel 2412MHz (Chain A)



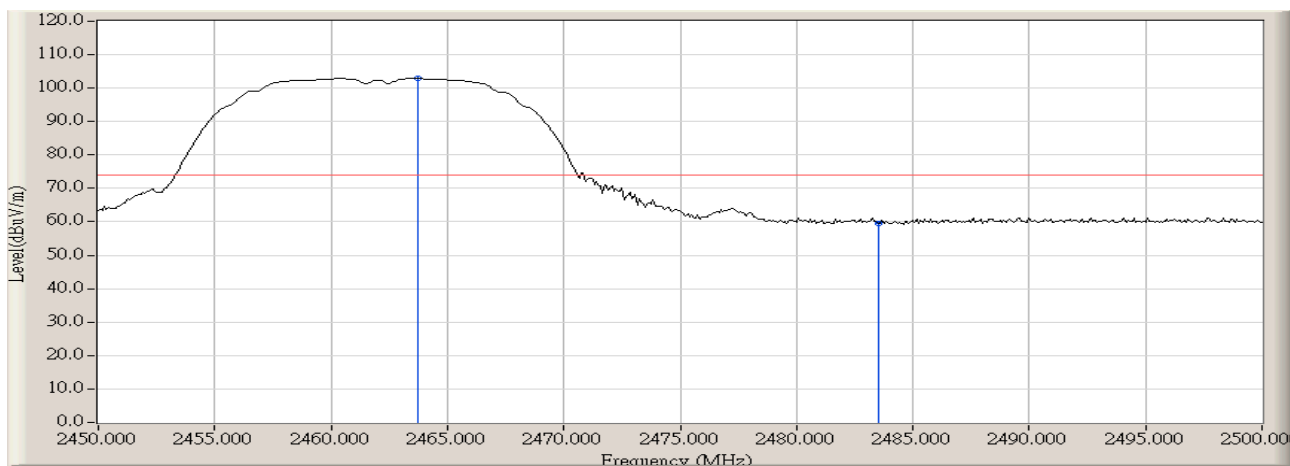
		Frequency (MHz)	Correct Factor (dB)	Reading Level (dBuV)	Measure Level (dBuV/m)	Margin (dB)	Limit (dBuV/m)	Detector Type
1		2390.000	32.722	28.114	60.836	-13.134	73.970	PEAK
2	*	2413.767	32.735	68.996	101.731	N/A	N/A	PEAK

Engineer : Robin	
Site : AC-2 (3m Semi-Anechoic Chamber)	Time : 2008/08/10 - 14:46
Limit : FCC_SpartC_15.209_03M_AV	Margin : 0
EUT : Notebook(Intel 5300)	Probe : BBHA9120D_496(1-18GHz) - VERTICAL
Power : AC 120V/60Hz	Note : Mode 1: Transmit by 802.11b at channel 2412MHz (Chain A)



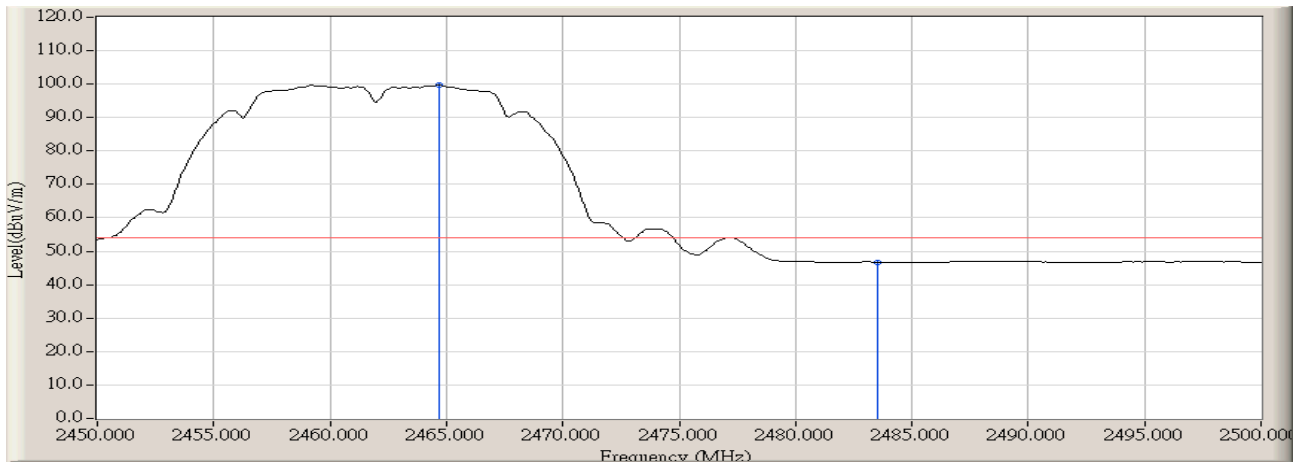
		Frequency (MHz)	Correct Factor (dB)	Reading Level (dBuV)	Measure Level (dBuV/m)	Margin (dB)	Limit (dBuV/m)	Detector Type
1		2390.000	32.722	14.200	46.922	-7.048	53.970	AVERAGE
2	*	2414.683	32.737	65.893	98.630	N/A	N/A	AVERAGE

Engineer : Robin	
Site : AC-2 (3m Semi-Anechoic Chamber)	Time : 2008/08/10 - 14:51
Limit : FCC_SpartC_15.209_03M_PK	Margin : 0
EUT : Notebook(Intel 5300)	Probe : BBHA9120D_496(1-18GHz) - HORIZONTAL
Power : AC 120V/60Hz	Note : Mode 1: Transmit by 802.11b at channel 2462MHz (Chain A)



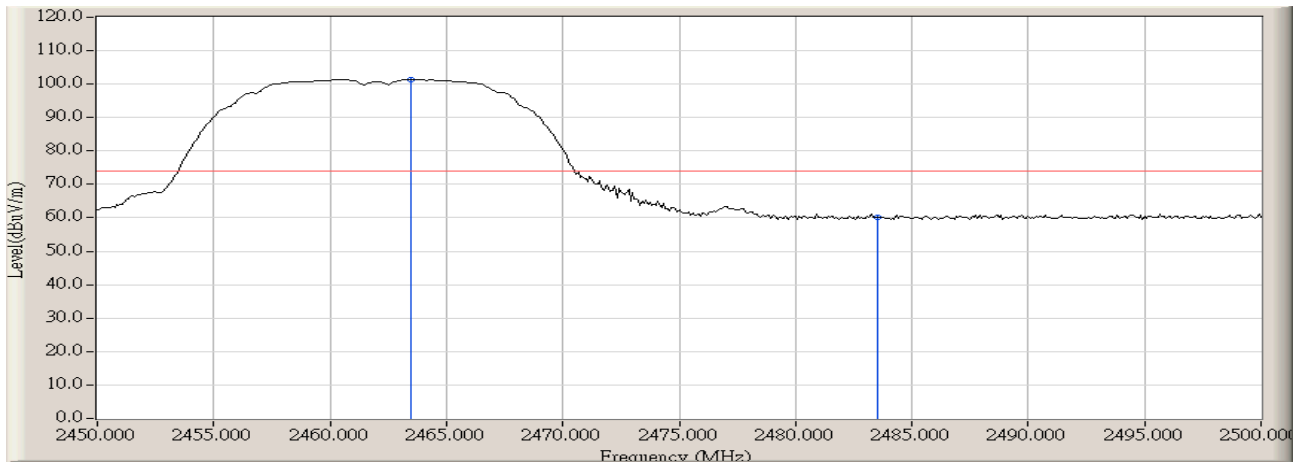
		Frequency (MHz)	Correct Factor (dB)	Reading Level (dBuV)	Measure Level (dBuV/m)	Margin (dB)	Limit (dBuV/m)	Detector Type
1	*	2463.750	32.790	70.060	102.850	N/A	N/A	PEAK
2		2483.500	32.787	26.669	59.456	-14.514	73.970	PEAK

<b>Engineer : Robin</b>	
<b>Site : AC-2 (3m Semi-Anechoic Chamber)</b>	<b>Time : 2008/08/10 - 14:52</b>
<b>Limit : FCC_SpartC_15.209_03M_AV</b>	<b>Margin : 0</b>
<b>EUT : Notebook(Intel 5300)</b>	<b>Probe : BBHA9120D_496(1-18GHz) - HORIZONTAL</b>
<b>Power : AC 120V/60Hz</b>	<b>Note : Mode 1: Transmit by 802.11b at channel 2462MHz (Chain A)</b>



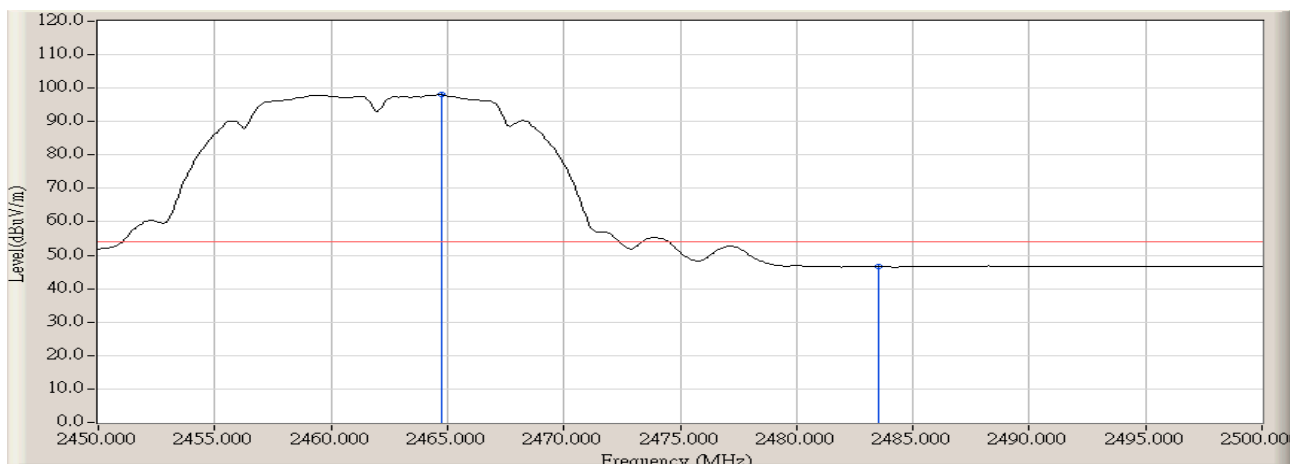
		Frequency (MHz)	Correct Factor (dB)	Reading Level (dBuV)	Measure Level (dBuV/m)	Margin (dB)	Limit (dBuV/m)	Detector Type
1	*	2464.667	32.790	66.840	99.630	N/A	N/A	AVERAGE
2		2483.500	32.787	13.989	46.776	-7.194	53.970	AVERAGE

Engineer : Robin	
Site : AC-2 (3m Semi-Anechoic Chamber)	Time : 2008/08/10 - 14:56
Limit : FCC_SpartC_15.209_03M_PK	Margin : 0
EUT : Notebook(Intel 5300)	Probe : BBHA9120D_496(1-18GHz) - VERTICAL
Power : AC 120V/60Hz	Note : Mode 1: Transmit by 802.11b at channel 2462MHz (Chain A)



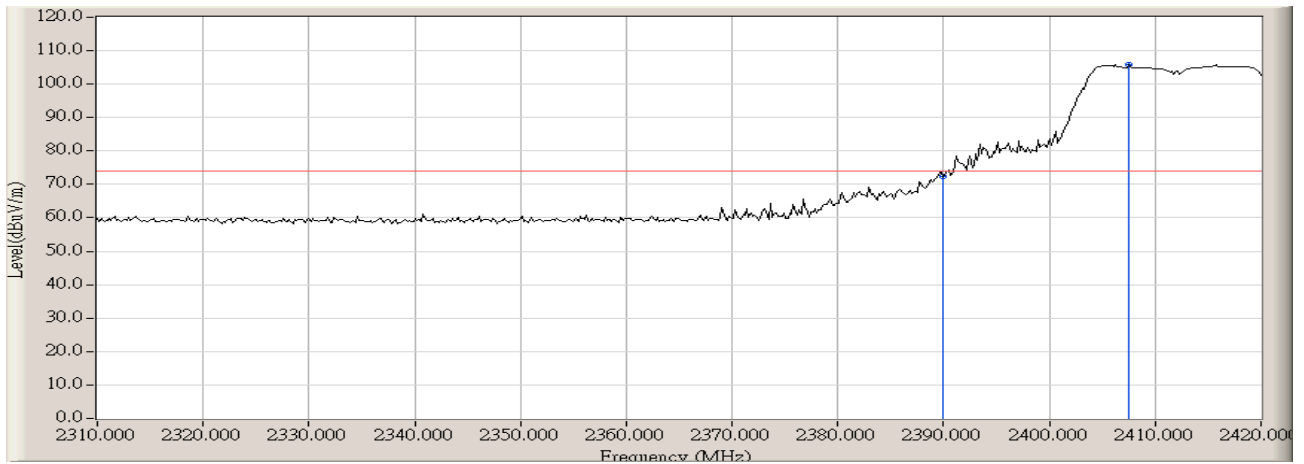
		Frequency (MHz)	Correct Factor (dB)	Reading Level (dBuV)	Measure Level (dBuV/m)	Margin (dB)	Limit (dBuV/m)	Detector Type
1	*	2463.500	32.790	68.579	101.369	N/A	N/A	PEAK
2		2483.500	32.787	27.495	60.282	-13.688	73.970	PEAK

Engineer : Robin	
Site : AC-2 (3m Semi-Anechoic Chamber)	Time : 2008/08/10 - 14:57
Limit : FCC_SpartC_15.209_03M_AV	Margin : 0
EUT : Notebook(Intel 5300)	Probe : BBHA9120D_496(1-18GHz) - VERTICAL
Power : AC 120V/60Hz	Note : Mode 1: Transmit by 802.11b at channel 2462MHz (Chain A)



		Frequency (MHz)	Correct Factor (dB)	Reading Level (dBuV)	Measure Level (dBuV/m)	Margin (dB)	Limit (dBuV/m)	Detector Type
1	*	2464.750	32.790	65.238	98.028	N/A	N/A	AVERAGE
2		2483.500	32.787	13.827	46.614	-7.356	53.970	AVERAGE

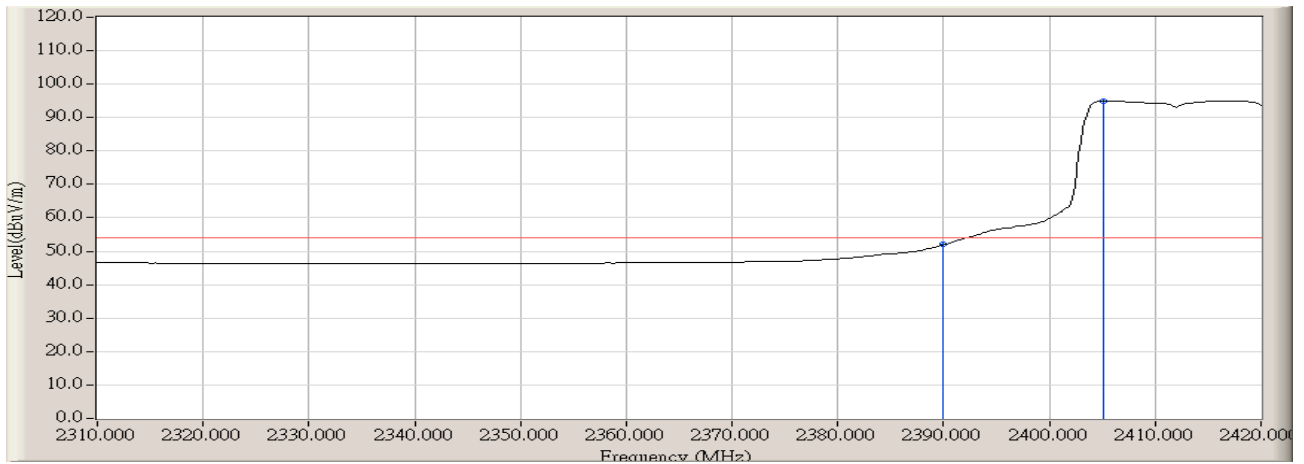
Engineer : Robin	
Site : AC-2 (3m Semi-Anechoic Chamber)	Time : 2008/08/10 - 15:04
Limit : FCC_SpartC_15.209_03M_PK	Margin : 0
EUT : Notebook(Intel 5300)	Probe : BBHA9120D_496(1-18GHz) - HORIZONTAL
Power : AC 120V/60Hz	Note : Mode 2: Transmit by 802.11g at channel 2412MHz (Chain A)



		Frequency (MHz)	Correct Factor (dB)	Reading Level (dBuV)	Measure Level (dBuV/m)	Margin (dB)	Limit (dBuV/m)	Detector Type
1		2390.000	32.722	39.749	72.471	-1.499	73.970	PEAK
2	*	2407.533	32.728	73.261	105.989	N/A	N/A	PEAK

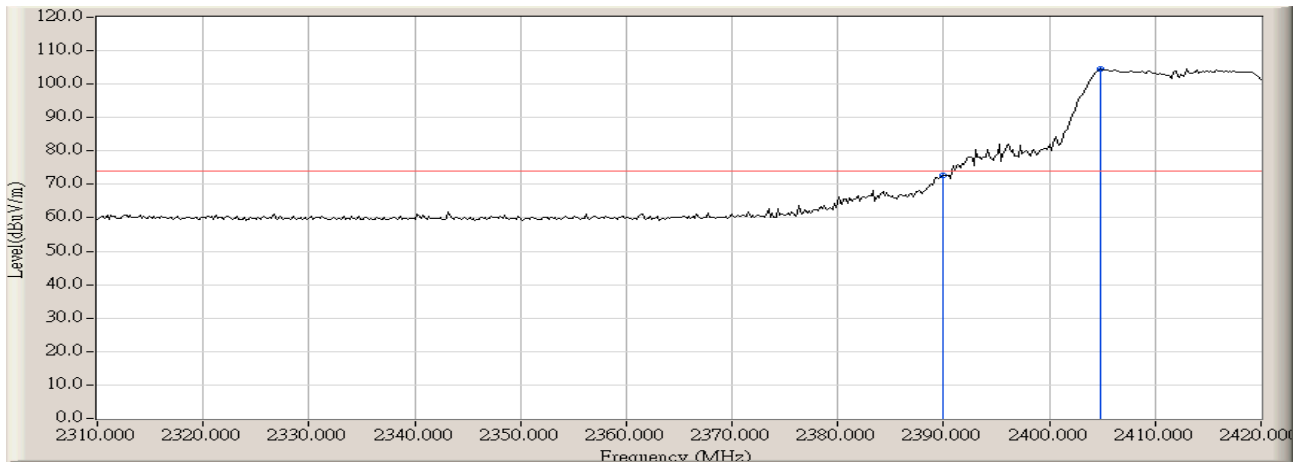


Engineer : Robin	
Site : AC-2 (3m Semi-Anechoic Chamber)	Time : 2008/08/10 - 15:04
Limit : FCC_SpartC_15.209_03M_AV	Margin : 0
EUT : Notebook(Intel 5300)	Probe : BBHA9120D_496(1-18GHz) - HORIZONTAL
Power : AC 120V/60Hz	Note : Mode 2: Transmit by 802.11g at channel 2412MHz (Chain A)



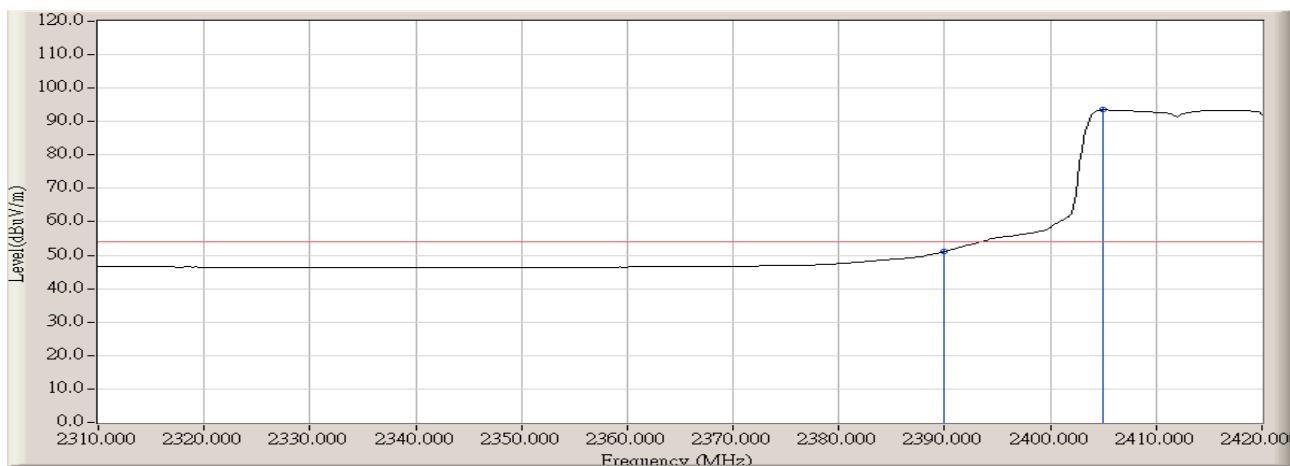
		Frequency (MHz)	Correct Factor (dB)	Reading Level (dBuV)	Measure Level (dBuV/m)	Margin (dB)	Limit (dBuV/m)	Detector Type
1		2390.000	32.722	19.258	51.980	-1.990	53.970	AVERAGE
2	*	2405.150	32.726	62.234	94.961	N/A	N/A	AVERAGE

Engineer : Robin	
Site : AC-2 (3m Semi-Anechoic Chamber)	Time : 2008/08/10 - 15:09
Limit : FCC_SpartC_15.209_03M_PK	Margin : 0
EUT : Notebook(Intel 5300)	Probe : BBHA9120D_496(1-18GHz) - VERTICAL
Power : AC 120V/60Hz	Note : Mode 2: Transmit by 802.11g at channel 2412MHz (Chain A)



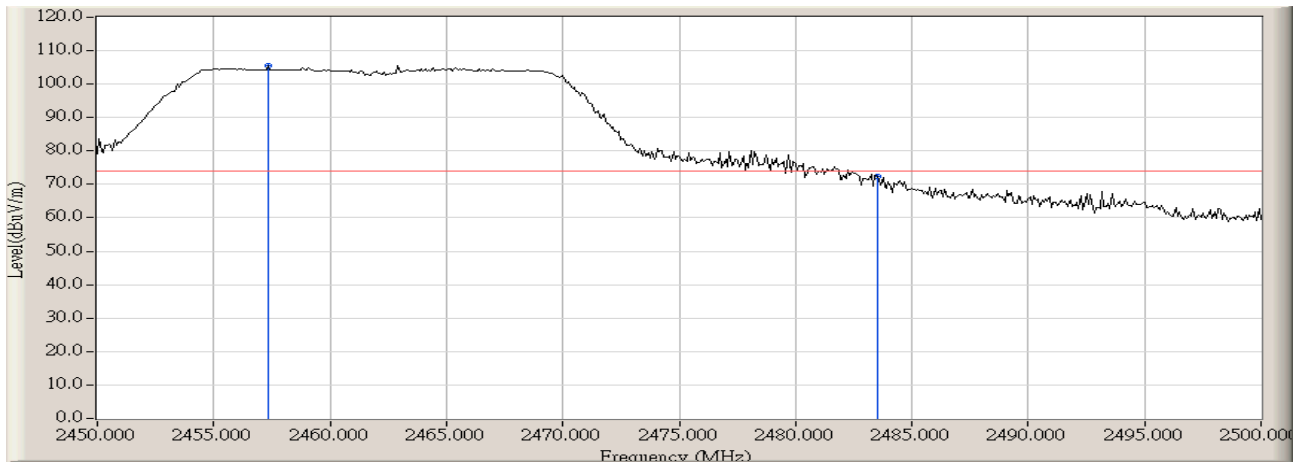
		Frequency (MHz)	Correct Factor (dB)	Reading Level (dBuV)	Measure Level (dBuV/m)	Margin (dB)	Limit (dBuV/m)	Detector Type
1		2390.000	32.722	40.074	72.796	-1.174	73.970	PEAK
2	*	2404.783	32.727	71.781	104.507	N/A	N/A	PEAK

Engineer : Robin	
Site : AC-2 (3m Semi-Anechoic Chamber)	Time : 2008/08/10 - 15:10
Limit : FCC_SpartC_15.209_03M_AV	Margin : 0
EUT : Notebook(Intel 5300)	Probe : BBHA9120D_496(1-18GHz) - VERTICAL
Power : AC 120V/60Hz	Note : Mode 2: Transmit by 802.11g at channel 2412MHz (Chain A)



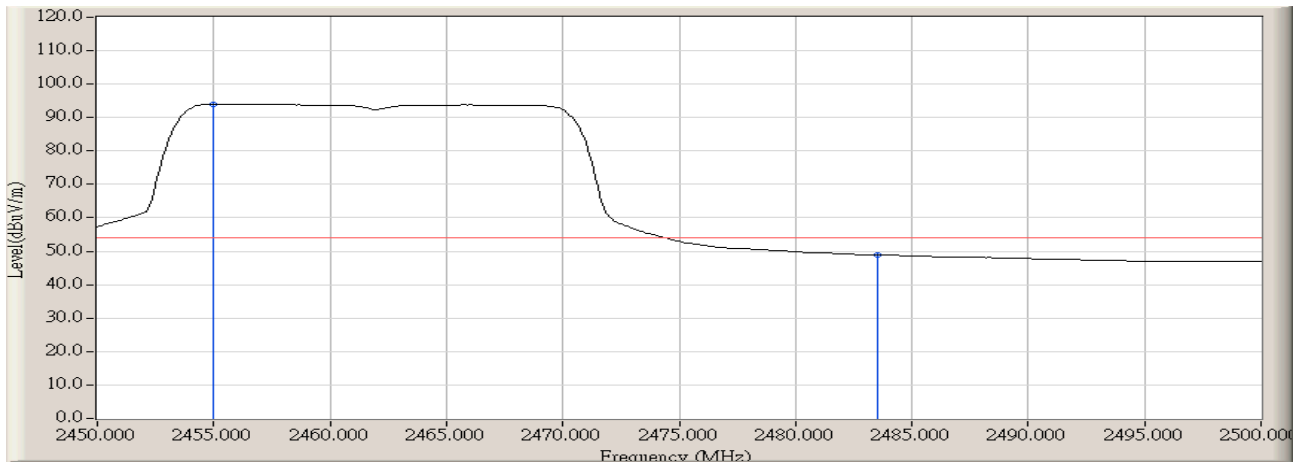
		Frequency (MHz)	Correct Factor (dB)	Reading Level (dBuV)	Measure Level (dBuV/m)	Margin (dB)	Limit (dBuV/m)	Detector Type
1		2390.000	32.722	18.448	51.170	-2.800	53.970	AVERAGE
2	*	2404.967	32.727	60.761	93.487	N/A	N/A	AVERAGE

Engineer : Robin	
Site : AC-2 (3m Semi-Anechoic Chamber)	Time : 2008/08/10 - 15:17
Limit : FCC_SpartC_15.209_03M_PK	Margin : 0
EUT : Notebook(Intel 5300)	Probe : BBHA9120D_496(1-18GHz) - HORIZONTAL
Power : AC 120V/60Hz	Note : Mode 2: Transmit by 802.11g at channel 2462MHz (Chain A)



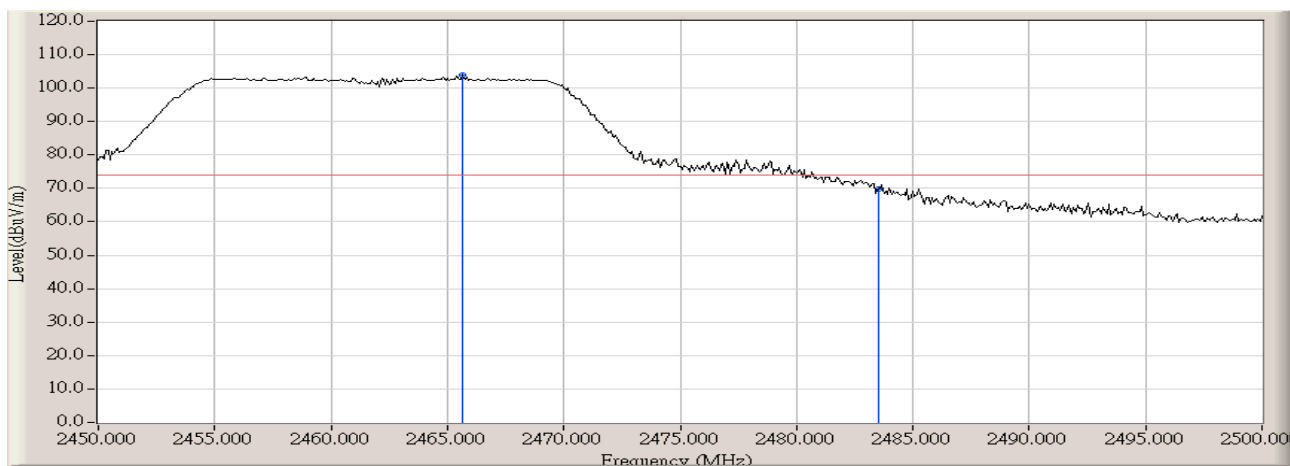
		Frequency (MHz)	Correct Factor (dB)	Reading Level (dBuV)	Measure Level (dBuV/m)	Margin (dB)	Limit (dBuV/m)	Detector Type
1	*	2457.333	32.787	72.756	105.543	N/A	N/A	PEAK
2		2483.500	32.787	39.565	72.352	-1.618	73.970	PEAK

Engineer : Robin	
Site : AC-2 (3m Semi-Anechoic Chamber)	Time : 2008/08/10 - 15:18
Limit : FCC_SpartC_15.209_03M_AV	Margin : 0
EUT : Notebook(Intel 5300)	Probe : BBHA9120D_496(1-18GHz) - HORIZONTAL
Power : AC 120V/60Hz	Note : Mode 2: Transmit by 802.11g at channel 2462MHz (Chain A)



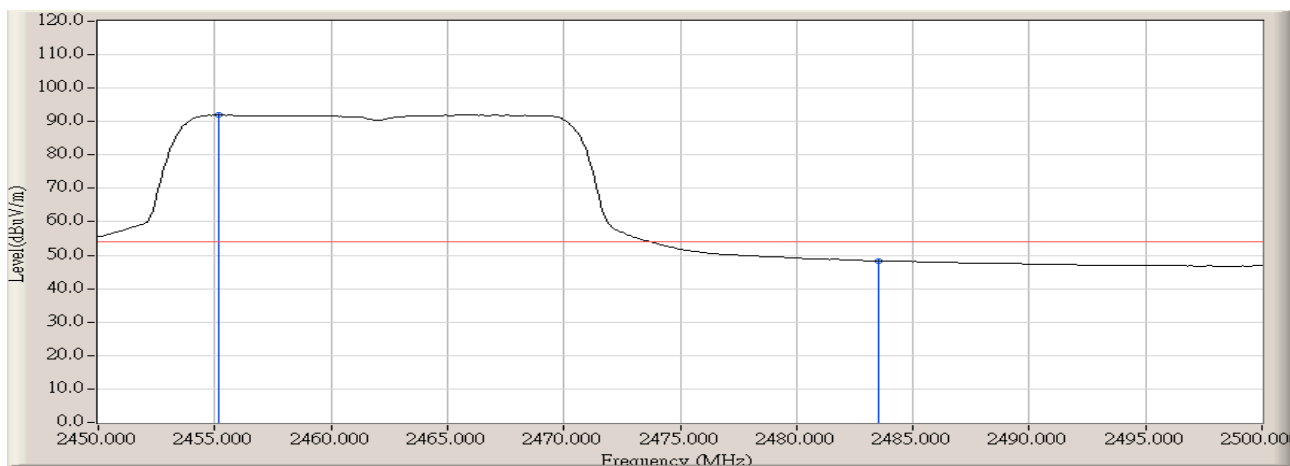
		Frequency (MHz)	Correct Factor (dB)	Reading Level (dBuV)	Measure Level (dBuV/m)	Margin (dB)	Limit (dBuV/m)	Detector Type
1	*	2455.000	32.786	61.263	94.049	N/A	N/A	AVERAGE
2		2483.500	32.787	16.063	48.850	-5.120	53.970	AVERAGE

Engineer : Robin	
Site : AC-2 (3m Semi-Anechoic Chamber)	Time : 2008/08/10 - 15:22
Limit : FCC_SpartC_15.209_03M_PK	Margin : 0
EUT : Notebook(Intel 5300)	Probe : BBHA9120D_496(1-18GHz) - VERTICAL
Power : AC 120V/60Hz	Note : Mode 2: Transmit by 802.11g at channel 2462MHz (Chain A)



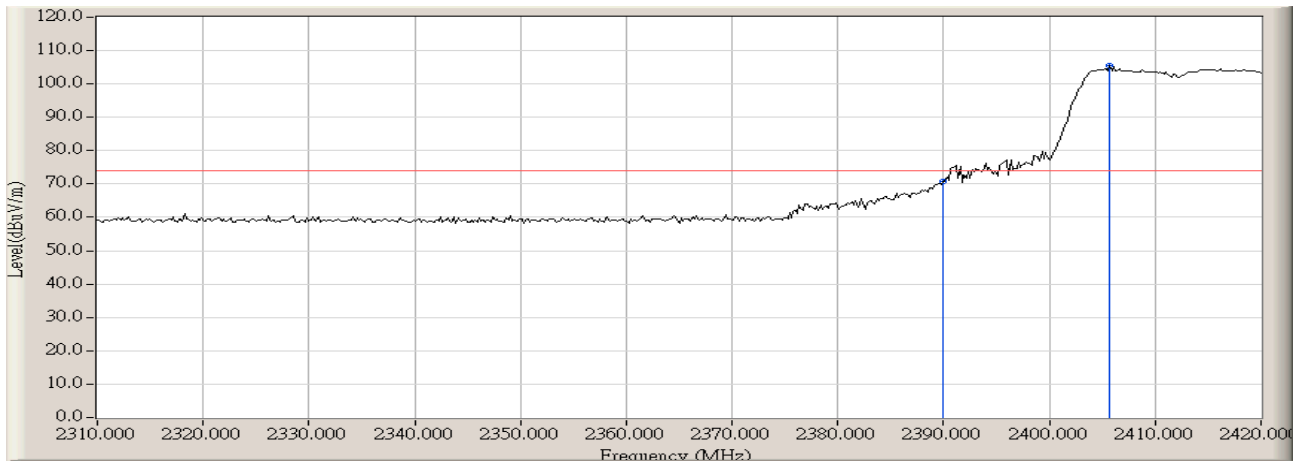
		Frequency (MHz)	Correct Factor (dB)	Reading Level (dBuV)	Measure Level (dBuV/m)	Margin (dB)	Limit (dBuV/m)	Detector Type
1	*	2465.667	32.790	71.123	103.913	N/A	N/A	PEAK
2		2483.500	32.787	37.086	69.873	-4.097	73.970	PEAK

Engineer : Robin	
Site : AC-2 (3m Semi-Anechoic Chamber)	Time : 2008/08/10 - 15:23
Limit : FCC_SpartC_15.209_03M_AV	Margin : 0
EUT : Notebook(Intel 5300)	Probe : BBHA9120D_496(1-18GHz) - VERTICAL
Power : AC 120V/60Hz	Note : Mode 2: Transmit by 802.11g at channel 2462MHz (Chain A)



		Frequency (MHz)	Correct Factor (dB)	Reading Level (dBuV)	Measure Level (dBuV/m)	Margin (dB)	Limit (dBuV/m)	Detector Type
1	*	2455.167	32.786	59.146	91.932	N/A	N/A	AVERAGE
2		2483.500	32.787	15.563	48.350	-5.620	53.970	AVERAGE

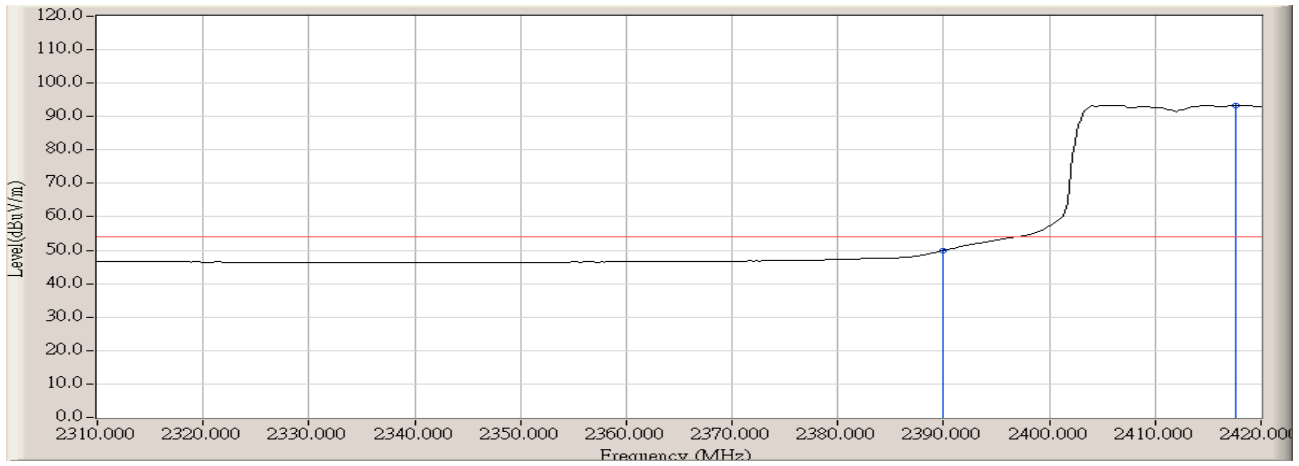
Engineer : Robin	
Site : AC-2 (3m Semi-Anechoic Chamber)	Time : 2008/08/10 - 15:35
Limit : FCC_SpartC_15.209_03M_PK	Margin : 0
EUT : Notebook(Intel 5300)	Probe : BBHA9120D_496(1-18GHz) - HORIZONTAL
Power : AC 120V/60Hz	Note : Mode 4: Transmit by 802.11n(20MHz) at channel 2412MHz (Chain A)



		Frequency (MHz)	Correct Factor (dB)	Reading Level (dBuV)	Measure Level (dBuV/m)	Margin (dB)	Limit (dBuV/m)	Detector Type
1		2390.000	32.722	38.026	70.748	-3.222	73.970	PEAK
2	*	2405.700	22.680	82.732	105.412	N/A	N/A	PEAK

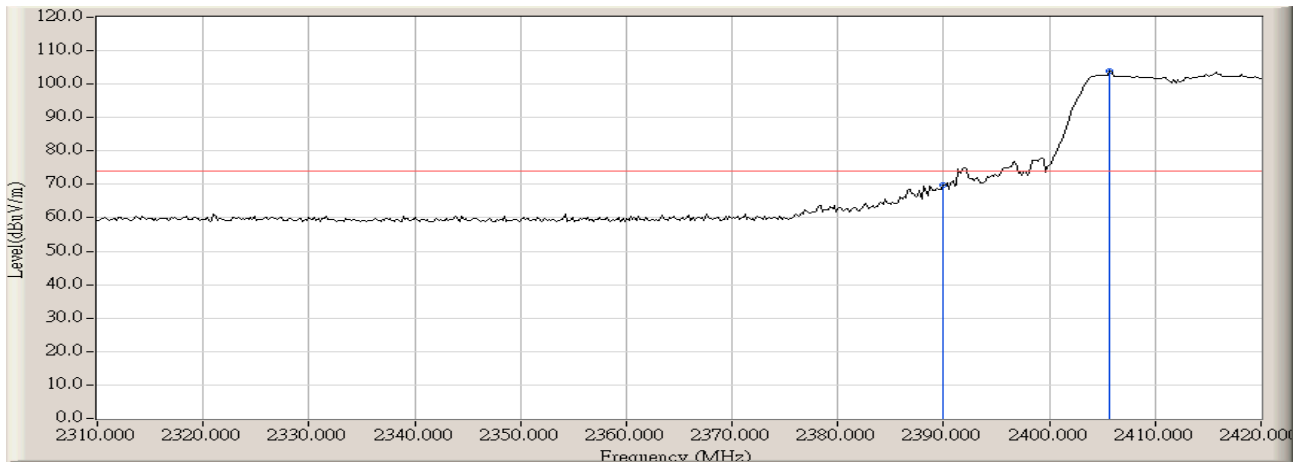


Engineer : Robin	
Site : AC-2 (3m Semi-Anechoic Chamber)	Time : 2008/08/10 - 16:14
Limit : FCC_SpartC_15.209_03M_AV	Margin : 0
EUT : Notebook(Intel 5300)	Probe : BBHA9120D_496(1-18GHz) - HORIZONTAL
Power : AC 120V/60Hz	Note : Mode 4: Transmit by 802.11n(20MHz) at channel 2412MHz (Chain A)



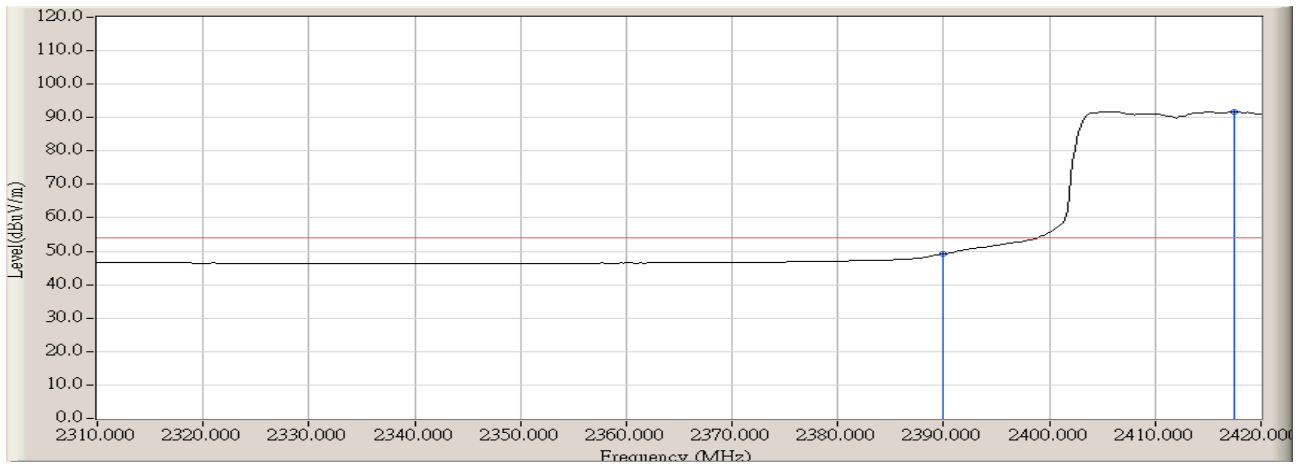
		Frequency (MHz)	Correct Factor (dB)	Reading Level (dBuV)	Measure Level (dBuV/m)	Margin (dB)	Limit (dBuV/m)	Detector Type
1		2390.000	32.722	17.217	49.939	-4.031	53.970	AVERAGE
2	*	2417.617	32.742	60.695	93.437	N/A	N/A	AVERAGE

Engineer : Robin	
Site : AC-2 (3m Semi-Anechoic Chamber)	Time : 2008/08/10 - 16:15
Limit : FCC_SpartC_15.209_03M_PK	Margin : 0
EUT : Notebook(Intel 5300)	Probe : BBHA9120D_496(1-18GHz) - VERTICAL
Power : AC 120V/60Hz	Note : Mode 4: Transmit by 802.11n(20MHz) at channel 2412MHz (Chain A)



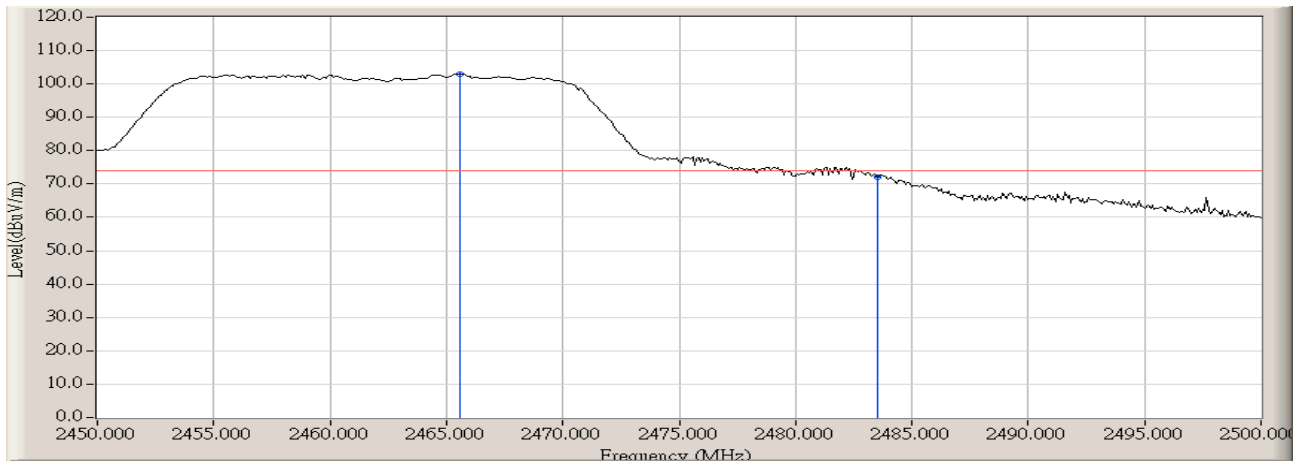
		Frequency (MHz)	Correct Factor (dB)	Reading Level (dBuV)	Measure Level (dBuV/m)	Margin (dB)	Limit (dBuV/m)	Detector Type
1		2390.000	32.722	37.001	69.723	-4.247	73.970	PEAK
2	*	2405.700	32.727	71.111	103.838	N/A	N/A	PEAK

Engineer : Robin	
Site : AC-2 (3m Semi-Anechoic Chamber)	Time : 2008/08/10 - 16:16
Limit : FCC_SpartC_15.209_03M_AV	Margin : 0
EUT : Notebook(Intel 5300)	Probe : BBHA9120D_496(1-18GHz) - VERTICAL
Power : AC 120V/60Hz	Note : Mode 4: Transmit by 802.11n(20MHz) at channel 2412MHz (Chain A)



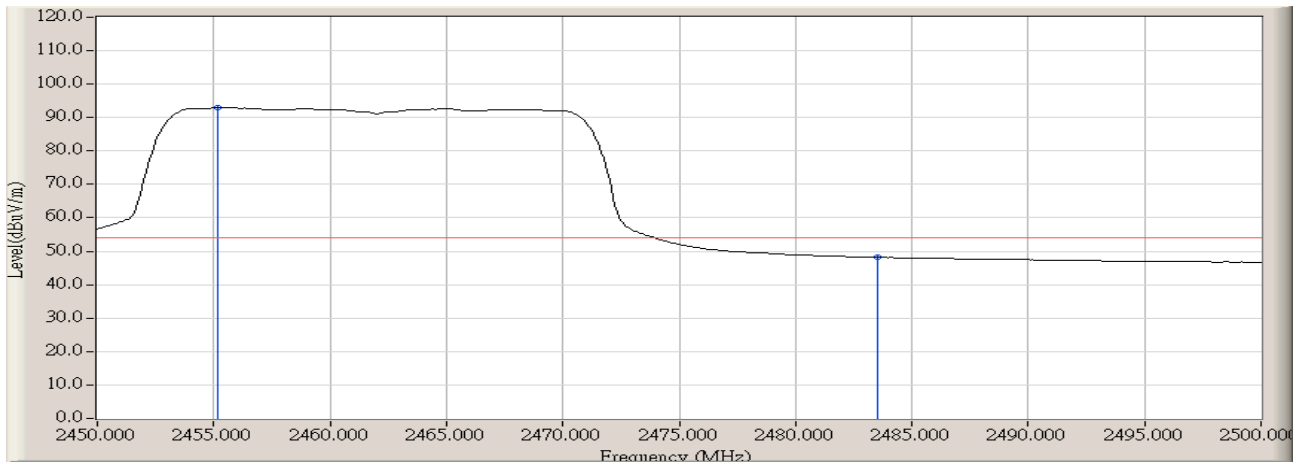
		Frequency (MHz)	Correct Factor (dB)	Reading Level (dBuV)	Measure Level (dBuV/m)	Margin (dB)	Limit (dBuV/m)	Detector Type
1		2390.000	32.722	16.484	49.206	-4.764	53.970	AVERAGE
2	*	2417.433	32.741	59.004	91.745	N/A	N/A	AVERAGE

Engineer : Robin	
Site : AC-2 (3m Semi-Anechoic Chamber)	Time : 2008/08/11 - 09:44
Limit : FCC_SpartC_15.209_03M_PK	Margin : 0
EUT : Notebook(Intel 5300)	Probe : BBHA9120D_496(1-18GHz) - HORIZONTAL
Power : AC 120V/60Hz	Note : Mode 4: Transmit by 802.11n(20MHz) at channel 2462MHz (Chain A)



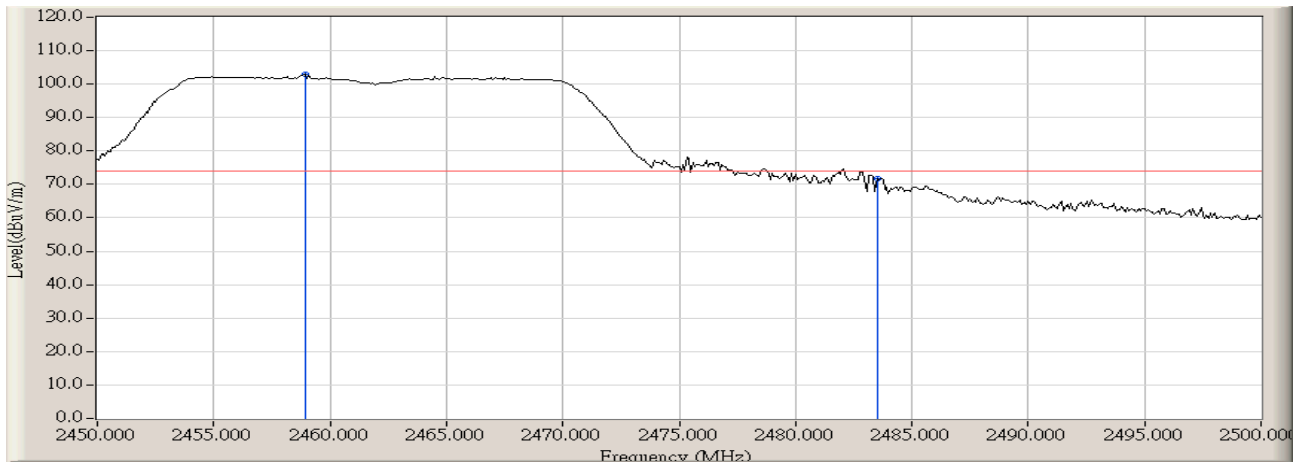
		Frequency (MHz)	Correct Factor (dB)	Reading Level (dBuV)	Measure Level (dBuV/m)	Margin (dB)	Limit (dBuV/m)	Detector Type
1	*	2465.583	22.680	80.344	103.024	N/A	N/A	PEAK
2		2483.500	32.787	39.359	72.146	-1.824	73.970	PEAK

<b>Engineer : Robin</b>	
<b>Site : AC-2 (3m Semi-Anechoic Chamber)</b>	<b>Time : 2008/08/11 - 09:51</b>
<b>Limit : FCC_SpartC_15.209_03M_AV</b>	<b>Margin : 0</b>
<b>EUT : Notebook(Intel 5300)</b>	<b>Probe : BBHA9120D_496(1-18GHz) - HORIZONTAL</b>
<b>Power : AC 120V/60Hz</b>	<b>Note : Mode 4: Transmit by 802.11n(20MHz) at channel 2462MHz (Chain A)</b>



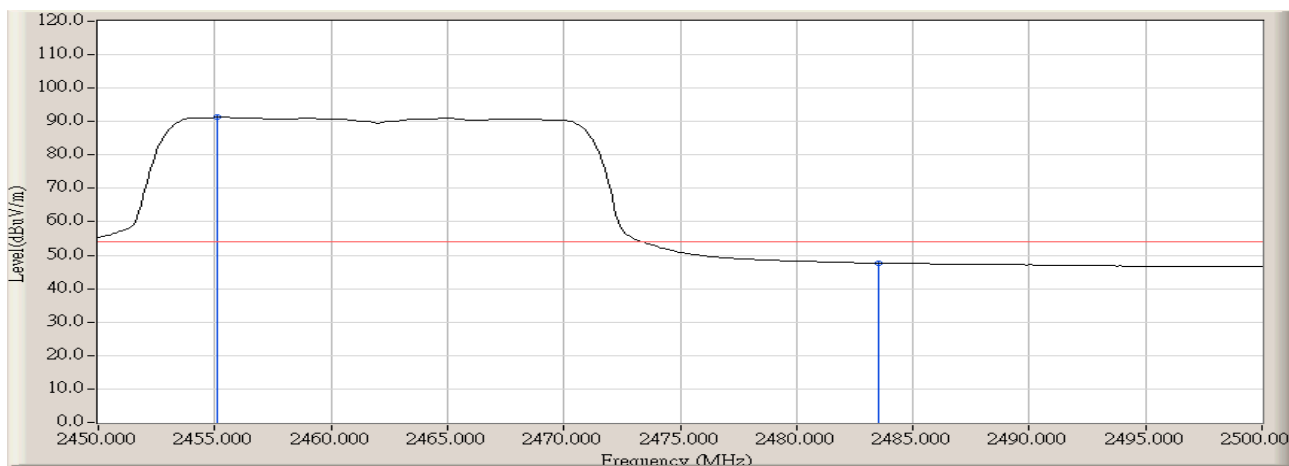
		Frequency (MHz)	Correct Factor (dB)	Reading Level (dBuV)	Measure Level (dBuV/m)	Margin (dB)	Limit (dBuV/m)	Detector Type
1	*	2455.167	32.786	60.111	92.897	N/A	N/A	AVERAGE
2		2483.500	32.787	15.402	48.189	-5.781	53.970	AVERAGE

Engineer : Robin	
Site : AC-2 (3m Semi-Anechoic Chamber)	Time : 2008/08/11 - 09:52
Limit : FCC_SpartC_15.209_03M_PK	Margin : 0
EUT : Notebook(Intel 5300)	Probe : BBHA9120D_496(1-18GHz) - VERTICAL
Power : AC 120V/60Hz	Note : Mode 4: Transmit by 802.11n(20MHz) at channel 2462MHz (Chain A)



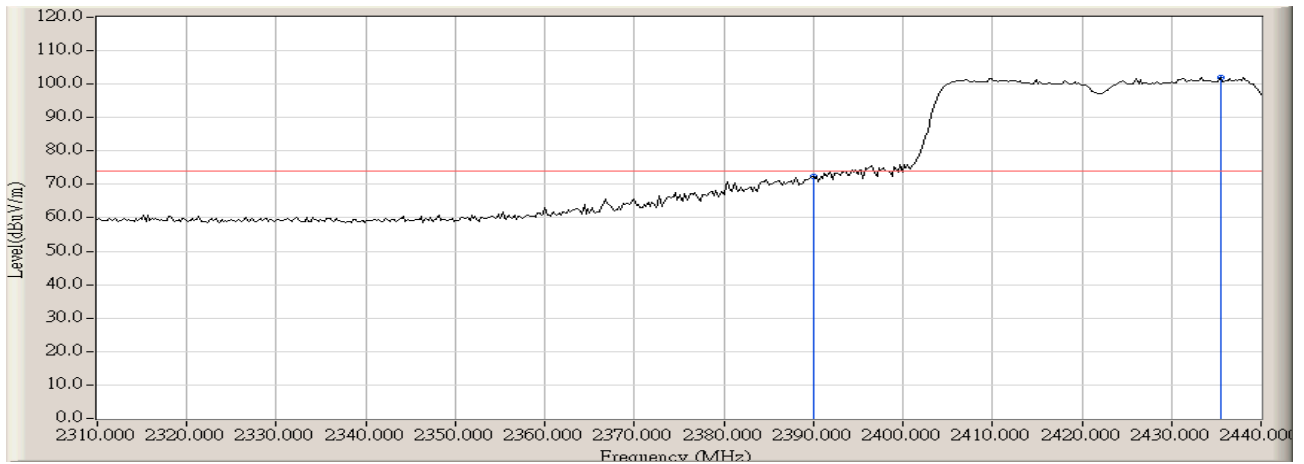
		Frequency (MHz)	Correct Factor (dB)	Reading Level (dBuV)	Measure Level (dBuV/m)	Margin (dB)	Limit (dBuV/m)	Detector Type
1	*	2458.917	32.788	70.002	102.790	N/A	N/A	PEAK
2		2483.500	32.787	38.991	71.778	-2.192	73.970	PEAK

<b>Engineer : Robin</b>	
<b>Site : AC-2 (3m Semi-Anechoic Chamber)</b>	<b>Time : 2008/08/11 - 09:53</b>
<b>Limit : FCC_SpartC_15.209_03M_AV</b>	<b>Margin : 0</b>
<b>EUT : Notebook(Intel 5300)</b>	<b>Probe : BBHA9120D_496(1-18GHz) - VERTICAL</b>
<b>Power : AC 120V/60Hz</b>	<b>Note : Mode 4: Transmit by 802.11n(20MHz) at channel 2462MHz (Chain A)</b>



		Frequency (MHz)	Correct Factor (dB)	Reading Level (dBuV)	Measure Level (dBuV/m)	Margin (dB)	Limit (dBuV/m)	Detector Type
1	*	2455.083	32.786	58.456	91.242	N/A	N/A	AVERAGE
2		2483.500	32.787	14.883	47.670	-6.300	53.970	AVERAGE

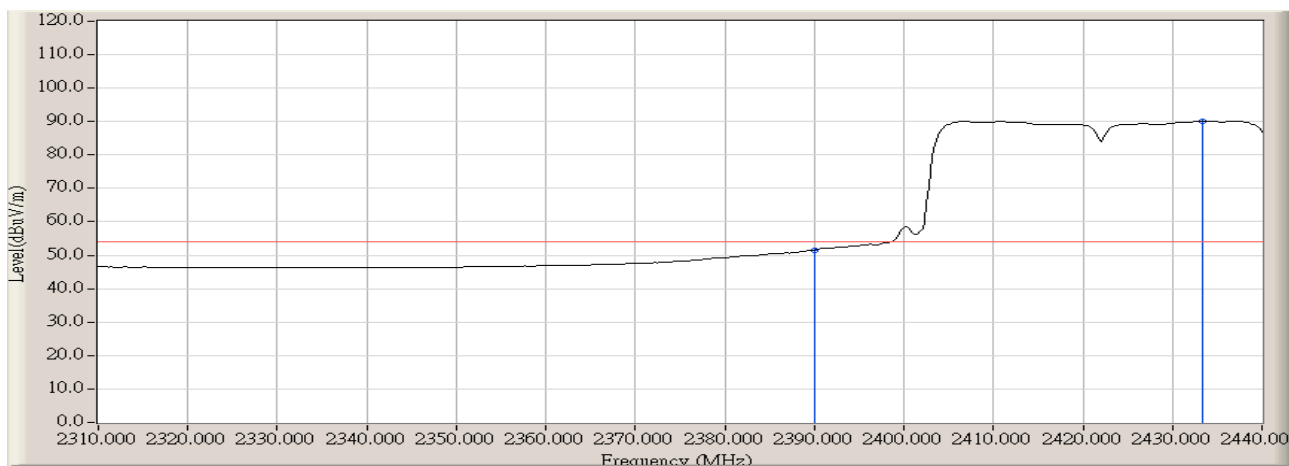
Engineer : Robin	
Site : AC-2 (3m Semi-Anechoic Chamber)	Time : 2008/08/11 - 10:05
Limit : FCC_SpartC_15.209_03M_PK	Margin : 0
EUT : Notebook(Intel 5300)	Probe : BBHA9120D_496(1-18GHz) - HORIZONTAL
Power : AC 120V/60Hz	Note : Mode 5: Transmit by 802.11n(40MHz) at channel 2422MHz (Chain A)



		Frequency (MHz)	Correct Factor (dB)	Reading Level (dBuV)	Measure Level (dBuV/m)	Margin (dB)	Limit (dBuV/m)	Detector Type
1		2390.000	32.722	39.527	72.249	-1.721	73.970	PEAK
2	*	2435.450	32.769	69.314	102.083	N/A	N/A	PEAK

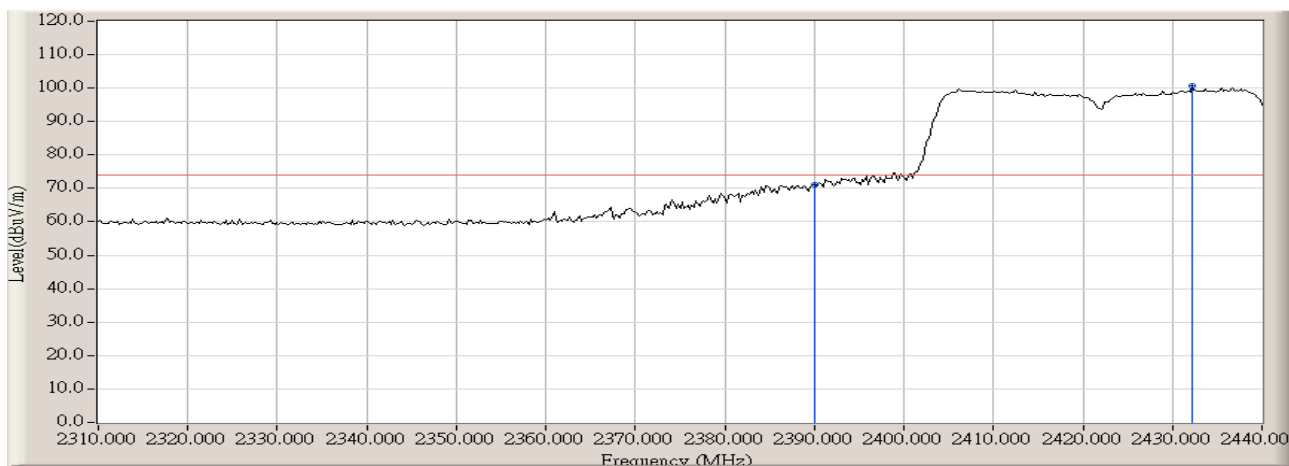


Engineer : Robin	
Site : AC-2 (3m Semi-Anechoic Chamber)	Time : 2008/08/11 - 10:07
Limit : FCC_SpartC_15.209_03M_AV	Margin : 0
EUT : Notebook(Intel 5300)	Probe : BBHA9120D_496(1-18GHz) - HORIZONTAL
Power : AC 120V/60Hz	Note : Mode 5: Transmit by 802.11n(40MHz) at channel 2422MHz (Chain A)



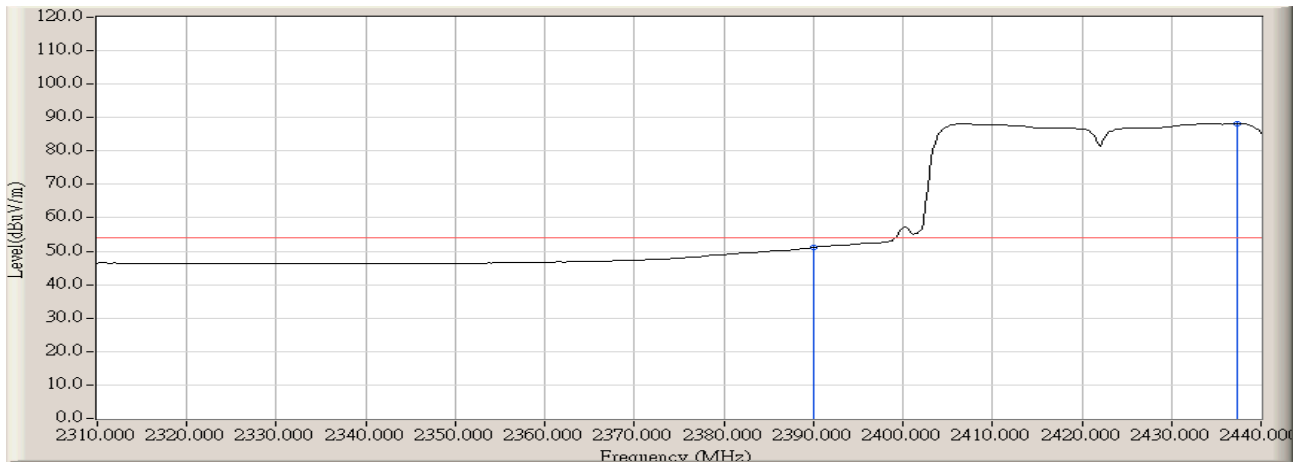
		Frequency (MHz)	Correct Factor (dB)	Reading Level (dBuV)	Measure Level (dBuV/m)	Margin (dB)	Limit (dBuV/m)	Detector Type
1		2390.000	32.722	18.887	51.609	-2.361	53.970	AVERAGE
2	*	2433.283	32.766	57.319	90.085	N/A	N/A	AVERAGE

Engineer : Robin	
Site : AC-2 (3m Semi-Anechoic Chamber)	Time : 2008/08/11 - 10:09
Limit : FCC_SpartC_15.209_03M_PK	Margin : 0
EUT : Notebook(Intel 5300)	Probe : BBHA9120D_496(1-18GHz) - VERTICAL
Power : AC 120V/60Hz	Note : Mode 5: Transmit by 802.11n(40MHz) at channel 2422MHz (Chain A)



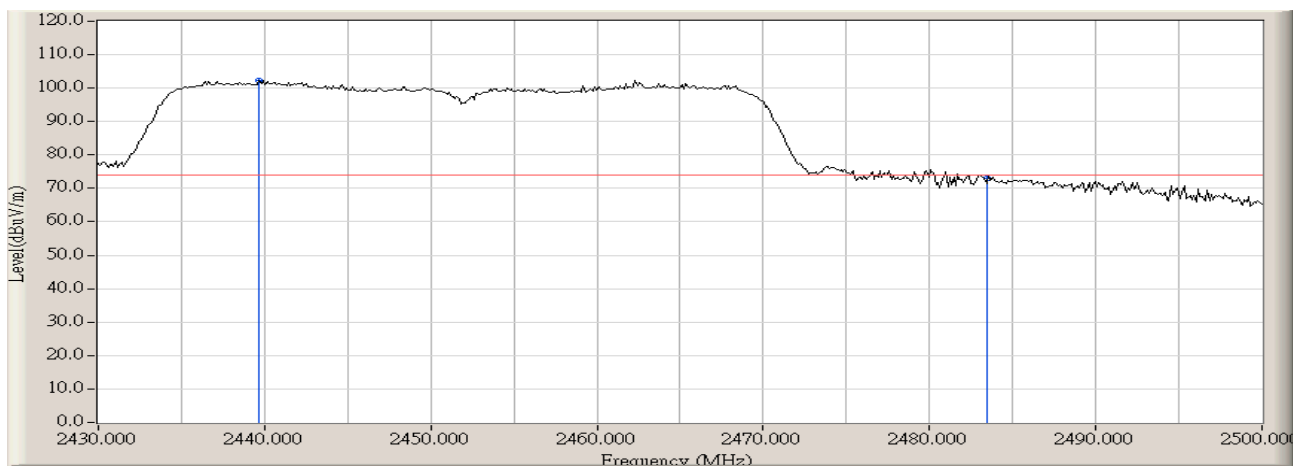
		Frequency (MHz)	Correct Factor (dB)	Reading Level (dBuV)	Measure Level (dBuV/m)	Margin (dB)	Limit (dBuV/m)	Detector Type
1		2390.000	32.722	38.493	71.215	-2.755	73.970	PEAK
2	*	2432.200	32.765	68.090	100.855	N/A	N/A	PEAK

Engineer : Robin	
Site : AC-2 (3m Semi-Anechoic Chamber)	Time : 2008/08/11 - 10:11
Limit : FCC_SpartC_15.209_03M_AV	Margin : 0
EUT : Notebook(Intel 5300)	Probe : BBHA9120D_496(1-18GHz) - VERTICAL
Power : AC 120V/60Hz	Note : Mode 5: Transmit by 802.11n(40MHz) at channel 2422MHz (Chain A)



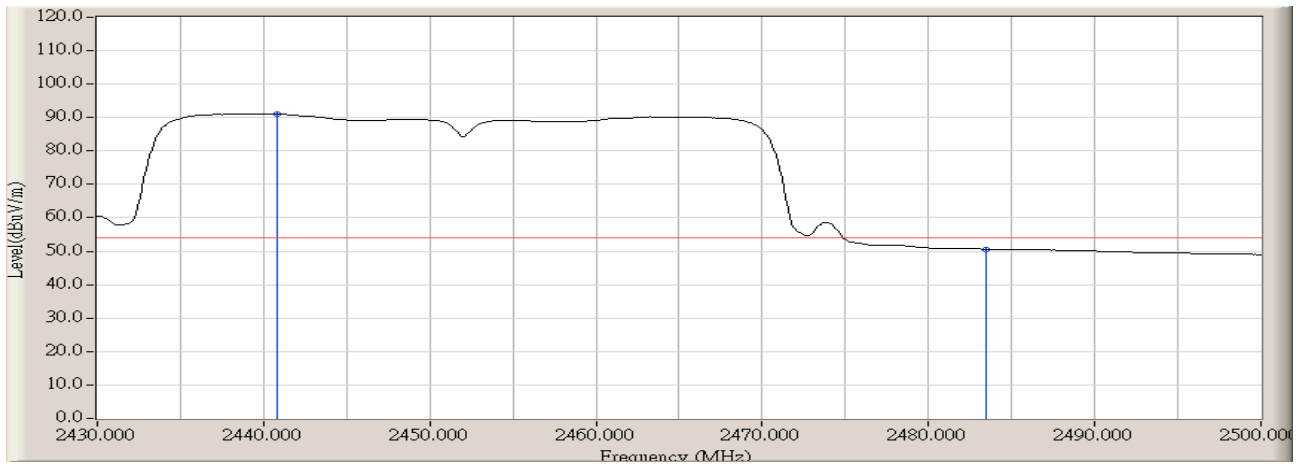
		Frequency (MHz)	Correct Factor (dB)	Reading Level (dBuV)	Measure Level (dBuV/m)	Margin (dB)	Limit (dBuV/m)	Detector Type
1		2390.000	32.722	18.393	51.115	-2.855	53.970	AVERAGE
2	*	2437.400	32.771	55.450	88.221	N/A	N/A	AVERAGE

Engineer : Robin	
Site : AC-2 (3m Semi-Anechoic Chamber)	Time : 2008/08/11 - 10:24
Limit : FCC_SpartC_15.209_03M_PK	Margin : 0
EUT : Notebook(Intel 5300)	Probe : BBHA9120D_496(1-18GHz) - HORIZONTAL
Power : AC 120V/60Hz	Note : Mode 5: Transmit by 802.11n(40MHz) at channel 2452MHz Chain A



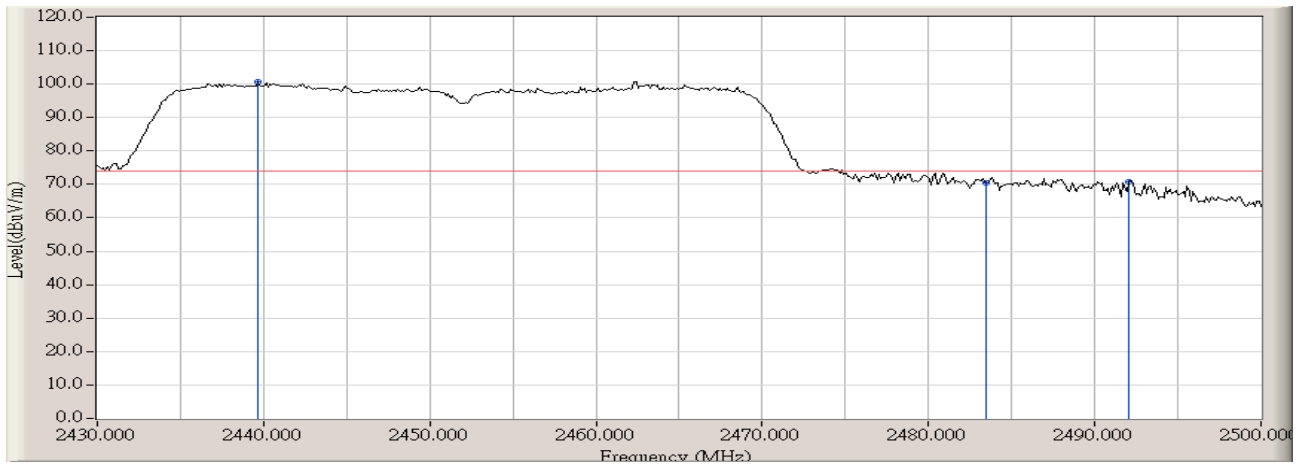
		Frequency (MHz)	Correct Factor (dB)	Reading Level (dBuV)	Measure Level (dBuV/m)	Margin (dB)	Limit (dBuV/m)	Detector Type
1	*	2439.683	32.774	69.658	102.432	N/A	N/A	PEAK
2		2483.500	32.787	40.110	72.897	-1.073	73.970	PEAK

Engineer : Robin	
Site : AC-2 (3m Semi-Anechoic Chamber)	Time : 2008/08/11 - 10:25
Limit : FCC_SpartC_15.209_03M_AV	Margin : 0
EUT : Notebook(Intel 5300)	Probe : BBHA9120D_496(1-18GHz) - HORIZONTAL
Power : AC 120V/60Hz	Note : Mode 5: Transmit by 802.11n(40MHz) at channel 2452MHz Chain A



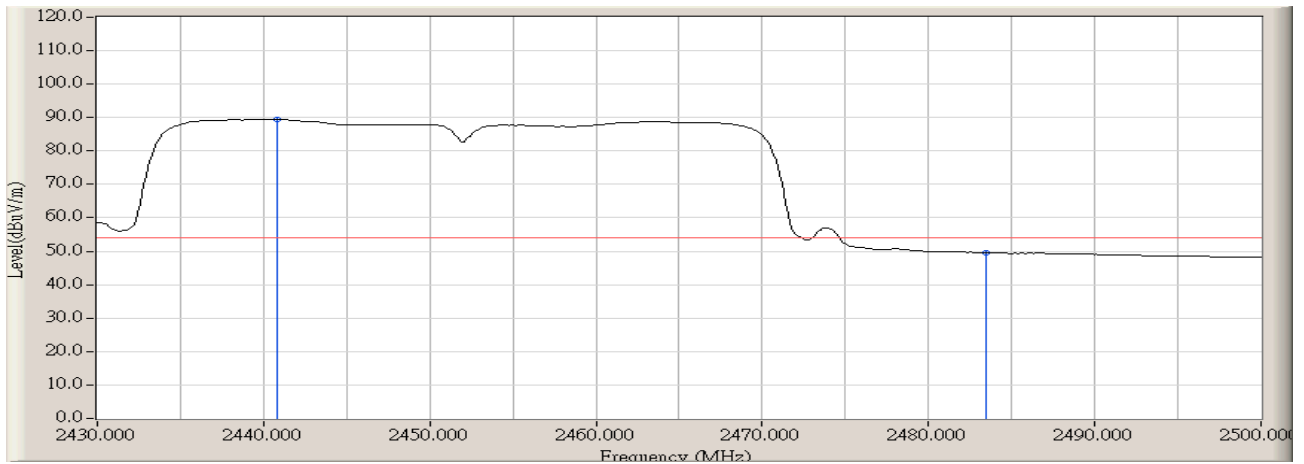
		Frequency (MHz)	Correct Factor (dB)	Reading Level (dBuV)	Measure Level (dBuV/m)	Margin (dB)	Limit (dBuV/m)	Detector Type
1	*	2440.850	32.775	58.321	91.096	N/A	N/A	AVERAGE
2		2483.500	32.787	17.813	50.600	-3.370	53.970	AVERAGE

Engineer : Robin	
Site : AC-2 (3m Semi-Anechoic Chamber)	Time : 2008/08/11 - 10:27
Limit : FCC_SpartC_15.209_03M_PK	Margin : 0
EUT : Notebook(Intel 5300)	Probe : BBHA9120D_496(1-18GHz) - VERTICAL
Power : AC 120V/60Hz	Note : Mode 5: Transmit by 802.11n(40MHz) at channel 2452MHz Chain A



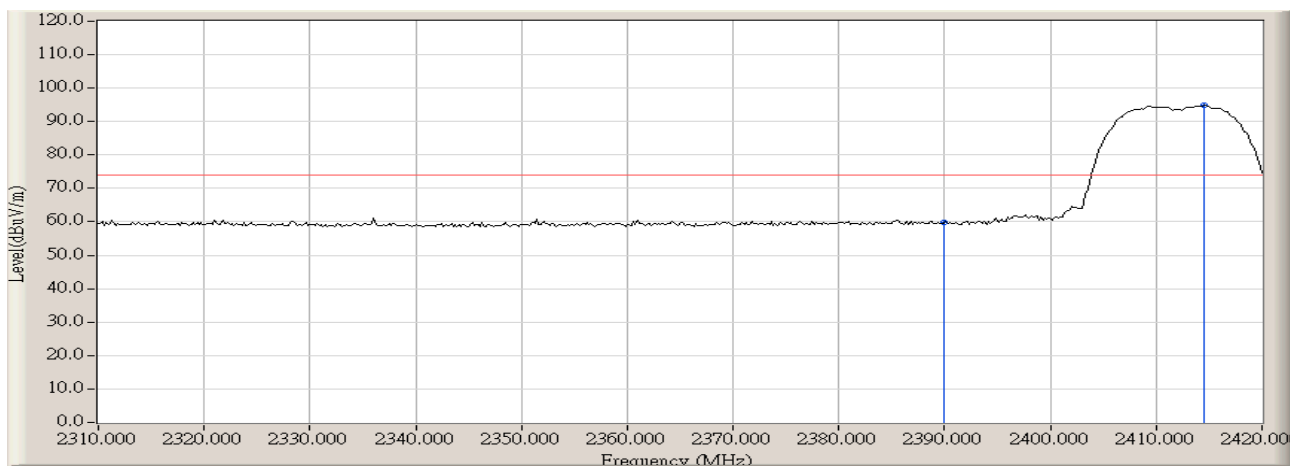
		Frequency (MHz)	Correct Factor (dB)	Reading Level (dBuV)	Measure Level (dBuV/m)	Margin (dB)	Limit (dBuV/m)	Detector Type
1	*	2439.683	32.774	68.009	100.783	N/A	N/A	PEAK
2		2483.500	32.787	37.631	70.418	-3.552	73.970	PEAK
3		2492.067	32.782	37.997	70.779	-3.191	73.970	PEAK

Engineer : Robin	
Site : AC-2 (3m Semi-Anechoic Chamber)	Time : 2008/08/11 - 10:28
Limit : FCC_SpartC_15.209_03M_AV	Margin : 0
EUT : Notebook(Intel 5300)	Probe : BBHA9120D_496(1-18GHz) - VERTICAL
Power : AC 120V/60Hz	Note : Mode 5: Transmit by 802.11n(40MHz) at channel 2452MHz Chain A



		Frequency (MHz)	Correct Factor (dB)	Reading Level (dBuV)	Measure Level (dBuV/m)	Margin (dB)	Limit (dBuV/m)	Detector Type
1	*	2440.850	32.775	56.717	89.492	N/A	N/A	AVERAGE
2		2483.500	32.787	16.782	49.569	-4.401	53.970	AVERAGE

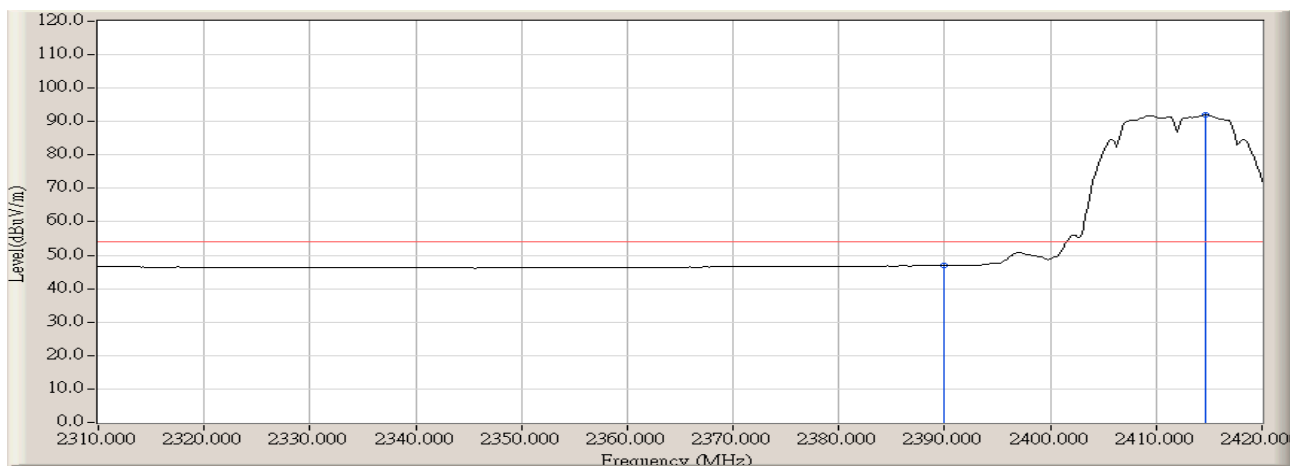
Engineer : Robin	
Site : AC-2 (3m Semi-Anechoic Chamber)	Time : 2008/08/11 - 10:57
Limit : FCC_SpartC_15.209_03M_PK	Margin : 0
EUT : Notebook(Intel 5300)	Probe : BBHA9120D_496(1-18GHz) - HORIZONTAL
Power : AC 120V/60Hz	Note : Mode 1: Transmit by 802.11b at channel 2412MHz Chain B



		Frequency (MHz)	Correct Factor (dB)	Reading Level (dBuV)	Measure Level (dBuV/m)	Margin (dB)	Limit (dBuV/m)	Detector Type
1		2390.000	32.722	26.998	59.720	-14.250	73.970	PEAK
2	*	2414.500	32.736	62.028	94.764	N/A	N/A	PEAK

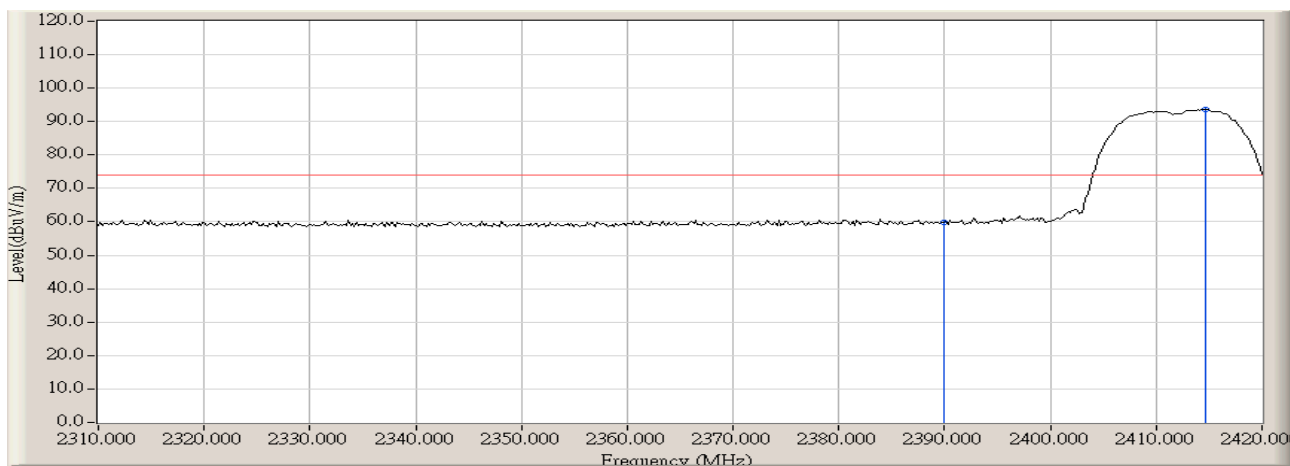


Engineer : Robin	
Site : AC-2 (3m Semi-Anechoic Chamber)	Time : 2008/08/11 - 10:58
Limit : FCC_SpartC_15.209_03M_AV	Margin : 0
EUT : Notebook(Intel 5300)	Probe : BBHA9120D_496(1-18GHz) - HORIZONTAL
Power : AC 120V/60Hz	Note : Mode 1: Transmit by 802.11b at channel 2412MHz Chain B



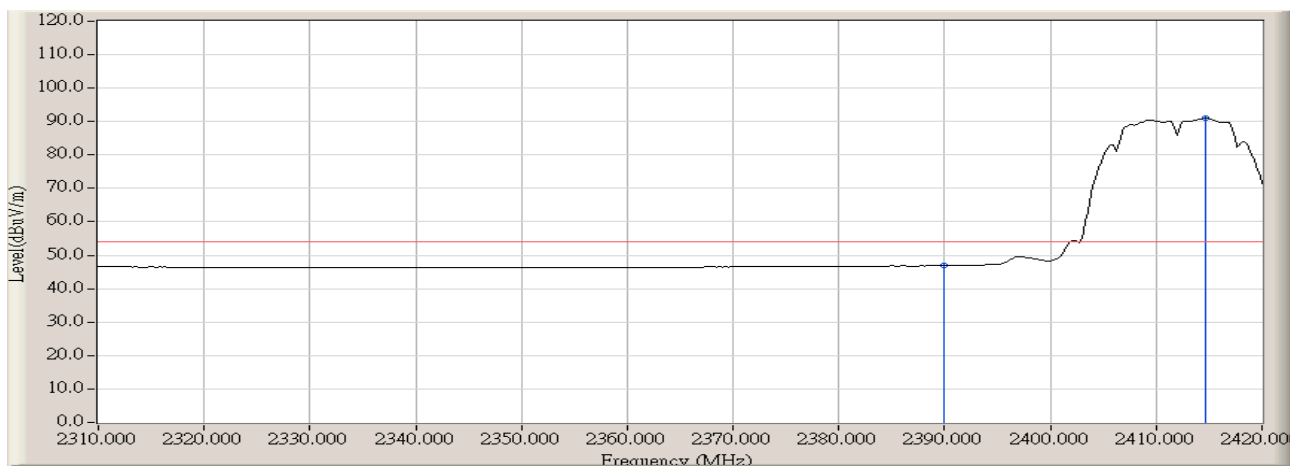
		Frequency (MHz)	Correct Factor (dB)	Reading Level (dBuV)	Measure Level (dBuV/m)	Margin (dB)	Limit (dBuV/m)	Detector Type
1		2390.000	32.722	14.100	46.822	-7.148	53.970	AVERAGE
2	*	2414.683	32.737	59.263	92.000	N/A	N/A	AVERAGE

Engineer : Robin	
Site : AC-2 (3m Semi-Anechoic Chamber)	Time : 2008/08/11 - 11:04
Limit : FCC_SpartC_15.209_03M_PK	Margin : 0
EUT : Notebook(Intel 5300)	Probe : BBHA9120D_496(1-18GHz) - VERTICAL
Power : AC 120V/60Hz	Note : Mode 1: Transmit by 802.11b at channel 2412MHz Chain B



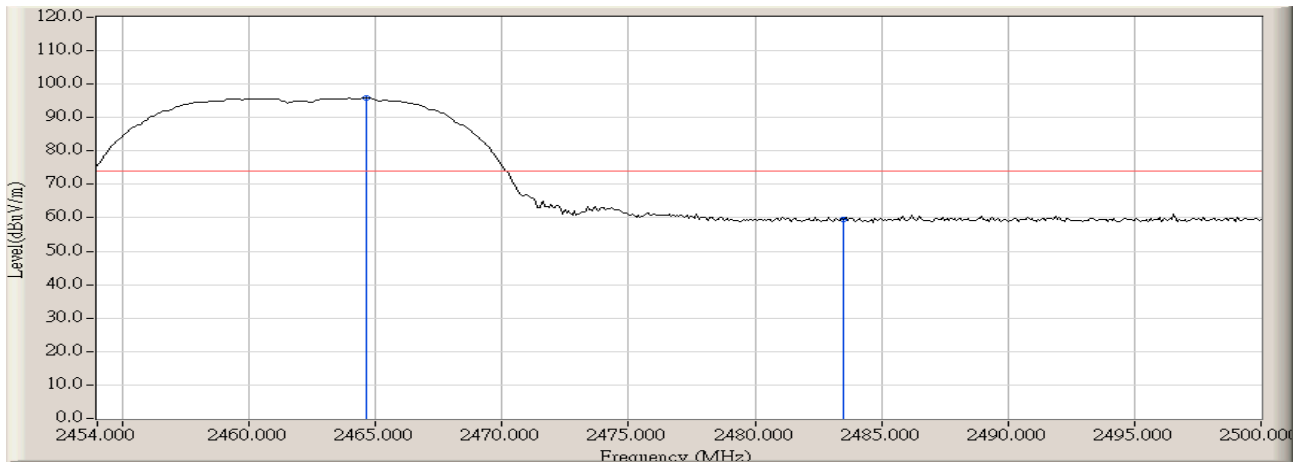
		Frequency (MHz)	Correct Factor (dB)	Reading Level (dBuV)	Measure Level (dBuV/m)	Margin (dB)	Limit (dBuV/m)	Detector Type
1		2390.000	32.722	27.217	59.939	-14.031	73.970	PEAK
2	*	2414.683	32.737	61.024	93.761	N/A	N/A	PEAK

Engineer : Robin	
Site : AC-2 (3m Semi-Anechoic Chamber)	Time : 2008/08/11 - 11:05
Limit : FCC_SpartC_15.209_03M_AV	Margin : 0
EUT : Notebook(Intel 5300)	Probe : BBHA9120D_496(1-18GHz) - VERTICAL
Power : AC 120V/60Hz	Note : Mode 1: Transmit by 802.11b at channel 2412MHz Chain B



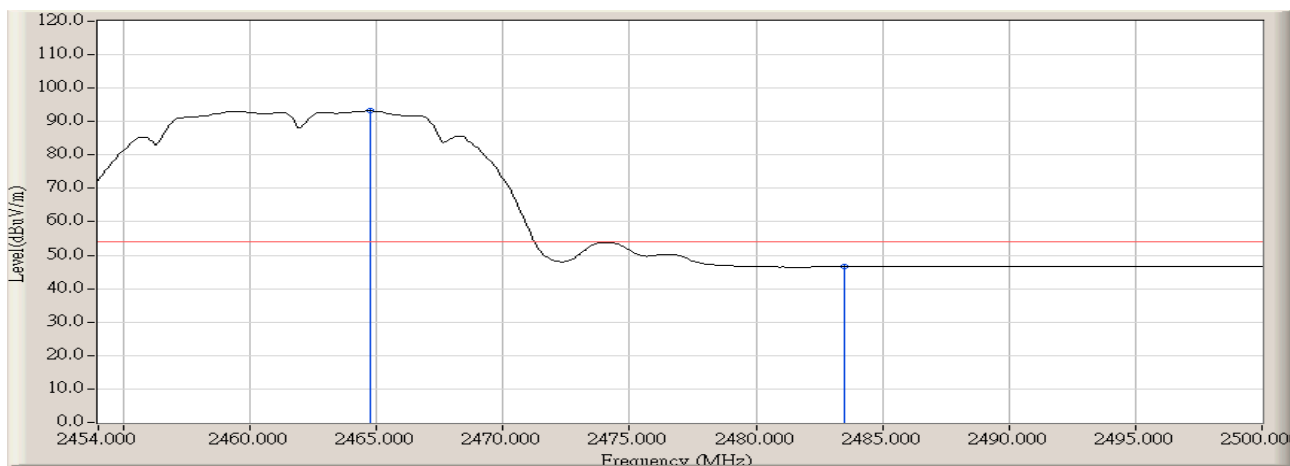
		Frequency (MHz)	Correct Factor (dB)	Reading Level (dBuV)	Measure Level (dBuV/m)	Margin (dB)	Limit (dBuV/m)	Detector Type
1		2390.000	32.722	14.161	46.883	-7.087	53.970	AVERAGE
2	*	2414.683	32.737	58.417	91.154	N/A	N/A	AVERAGE

Engineer : Robin	
Site : AC-2 (3m Semi-Anechoic Chamber)	Time : 2008/08/11 - 11:11
Limit : FCC_SpartC_15.209_03M_PK	Margin : 0
EUT : Notebook(Intel 5300)	Probe : BBHA9120D_496(1-18GHz) - HORIZONTAL
Power : AC 120V/60Hz	Note : Mode 1: Transmit by 802.11b at channel 2462MHz Chain B



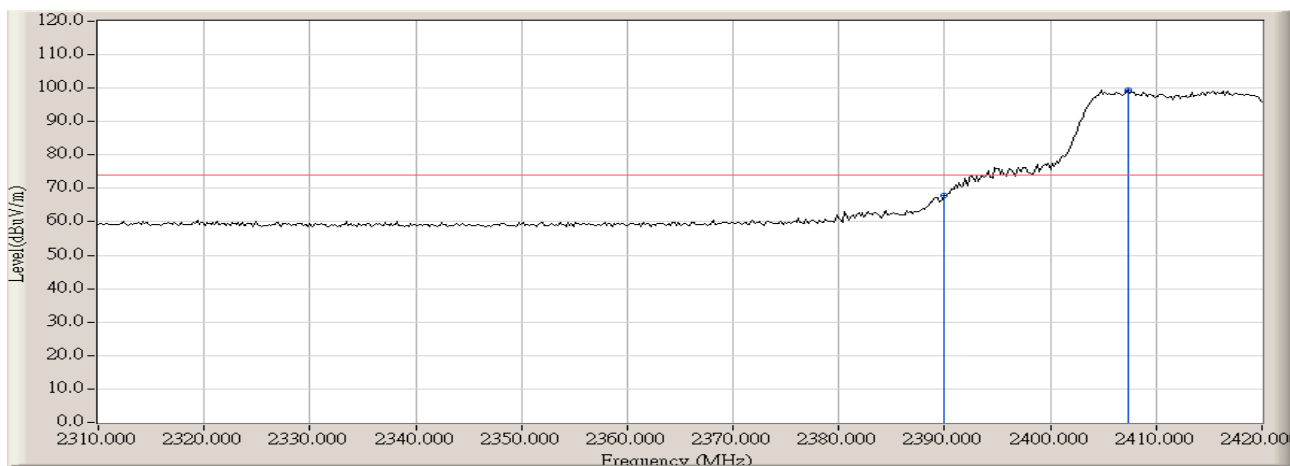
		Frequency (MHz)	Correct Factor (dB)	Reading Level (dBuV)	Measure Level (dBuV/m)	Margin (dB)	Limit (dBuV/m)	Detector Type
1	*	2464.657	32.790	63.075	95.865	N/A	N/A	PEAK
2		2483.500	32.787	26.773	59.560	-14.410	73.970	PEAK

<b>Engineer : Robin</b>	
<b>Site : AC-2 (3m Semi-Anechoic Chamber)</b>	<b>Time : 2008/08/11 - 11:12</b>
<b>Limit : FCC_SpartC_15.209_03M_AV</b>	<b>Margin : 0</b>
<b>EUT : Notebook(Intel 5300)</b>	<b>Probe : BBHA9120D_496(1-18GHz) - HORIZONTAL</b>
<b>Power : AC 120V/60Hz</b>	<b>Note : Mode 1: Transmit by 802.11b at channel 2462MHz Chain B</b>



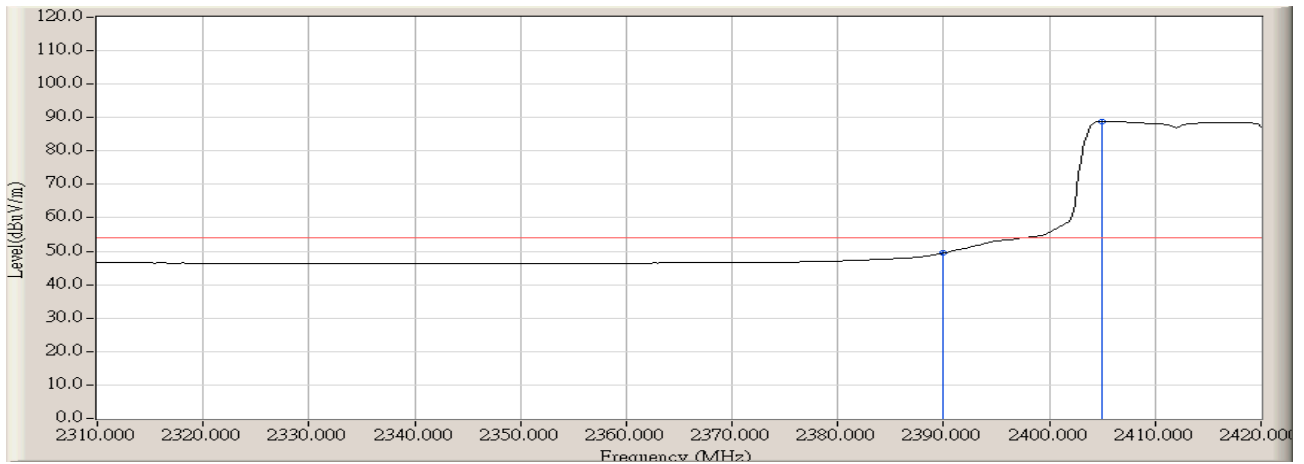
		Frequency (MHz)	Correct Factor (dB)	Reading Level (dBuV)	Measure Level (dBuV/m)	Margin (dB)	Limit (dBuV/m)	Detector Type
1	*	2464.733	32.790	60.475	93.265	N/A	N/A	AVERAGE
2		2483.500	32.787	13.827	46.614	-7.356	53.970	AVERAGE

Engineer : Robin	
Site : AC-2 (3m Semi-Anechoic Chamber)	Time : 2008/08/11 - 11:18
Limit : FCC_SpartC_15.209_03M_PK	Margin : 0
EUT : Notebook(Intel 5300)	Probe : BBHA9120D_496(1-18GHz) - HORIZONTAL
Power : AC 120V/60Hz	Note : Mode 2: Transmit by 802.11g at channel 2412MHz Chain B



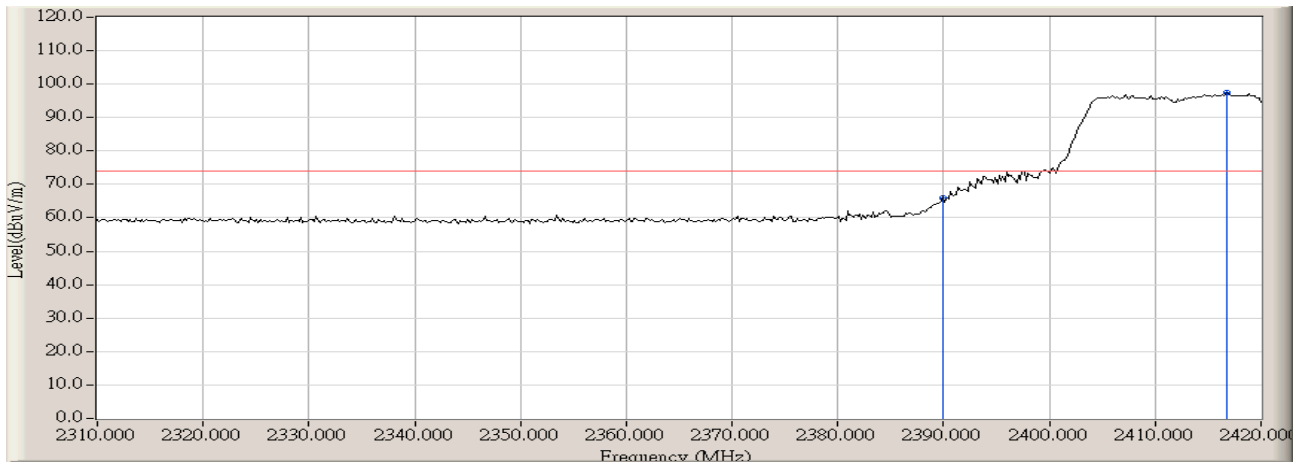
		Frequency (MHz)	Correct Factor (dB)	Reading Level (dBuV)	Measure Level (dBuV/m)	Margin (dB)	Limit (dBuV/m)	Detector Type
1		2390.000	32.722	35.183	67.905	-6.065	73.970	PEAK
2	*	2407.350	32.728	66.748	99.476	N/A	N/A	PEAK

Engineer : Robin	
Site : AC-2 (3m Semi-Anechoic Chamber)	Time : 2008/08/11 - 11:18
Limit : FCC_SpartC_15.209_03M_AV	Margin : 0
EUT : Notebook(Intel 5300)	Probe : BBHA9120D_496(1-18GHz) - HORIZONTAL
Power : AC 120V/60Hz	Note : Mode 2: Transmit by 802.11g at channel 2412MHz Chain B



		Frequency (MHz)	Correct Factor (dB)	Reading Level (dBuV)	Measure Level (dBuV/m)	Margin (dB)	Limit (dBuV/m)	Detector Type
1		2390.000	32.722	16.740	49.462	-4.508	53.970	AVERAGE
2	*	2404.967	32.727	56.222	88.948	N/A	N/A	AVERAGE

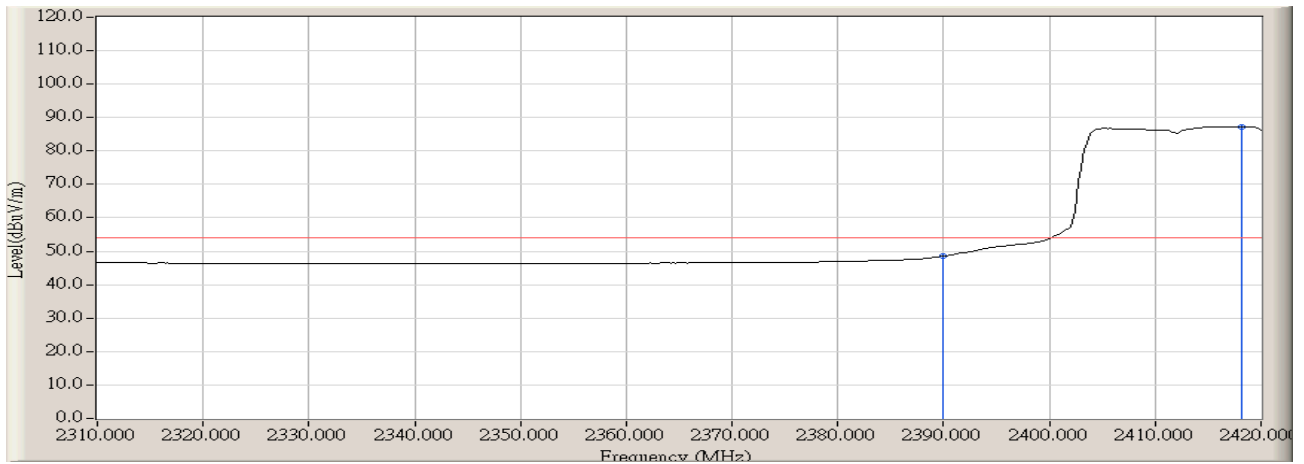
Engineer : Robin	
Site : AC-2 (3m Semi-Anechoic Chamber)	Time : 2008/08/11 - 11:24
Limit : FCC_SpartC_15.209_03M_PK	Margin : 0
EUT : Notebook(Intel 5300)	Probe : BBHA9120D_496(1-18GHz) - VERTICAL
Power : AC 120V/60Hz	Note : Mode 2: Transmit by 802.11g at channel 2412MHz Chain B



		Frequency (MHz)	Correct Factor (dB)	Reading Level (dBuV)	Measure Level (dBuV/m)	Margin (dB)	Limit (dBuV/m)	Detector Type
1		2390.000	32.722	33.133	65.855	-8.115	73.970	PEAK
2	*	2416.700	32.740	64.879	97.619	N/A	N/A	PEAK

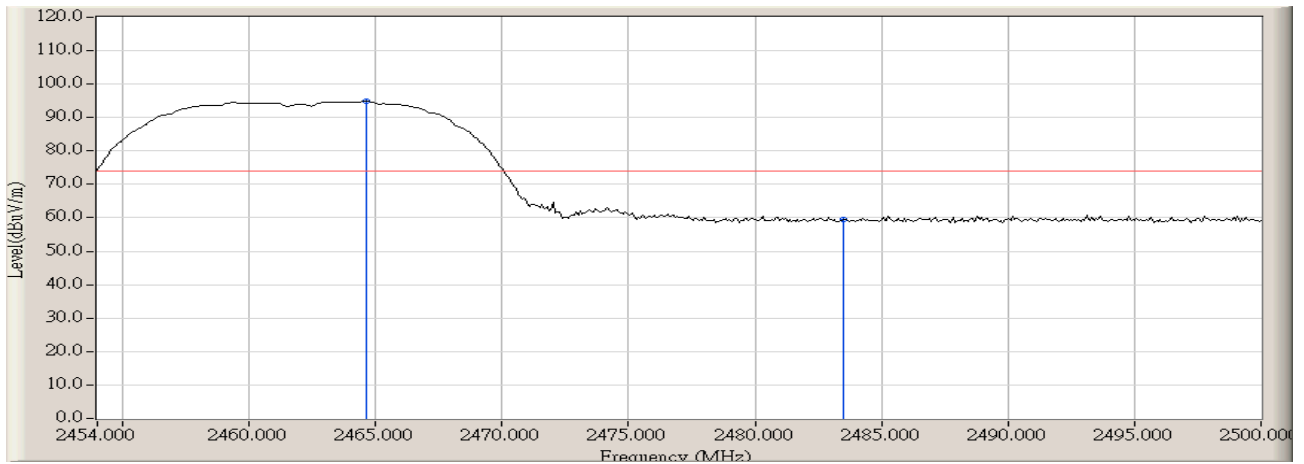


Engineer : Robin	
Site : AC-2 (3m Semi-Anechoic Chamber)	Time : 2008/08/11 - 11:24
Limit : FCC_SpartC_15.209_03M_AV	Margin : 0
EUT : Notebook(Intel 5300)	Probe : BBHA9120D_496(1-18GHz) - VERTICAL
Power : AC 120V/60Hz	Note : Mode 2: Transmit by 802.11g at channel 2412MHz Chain B



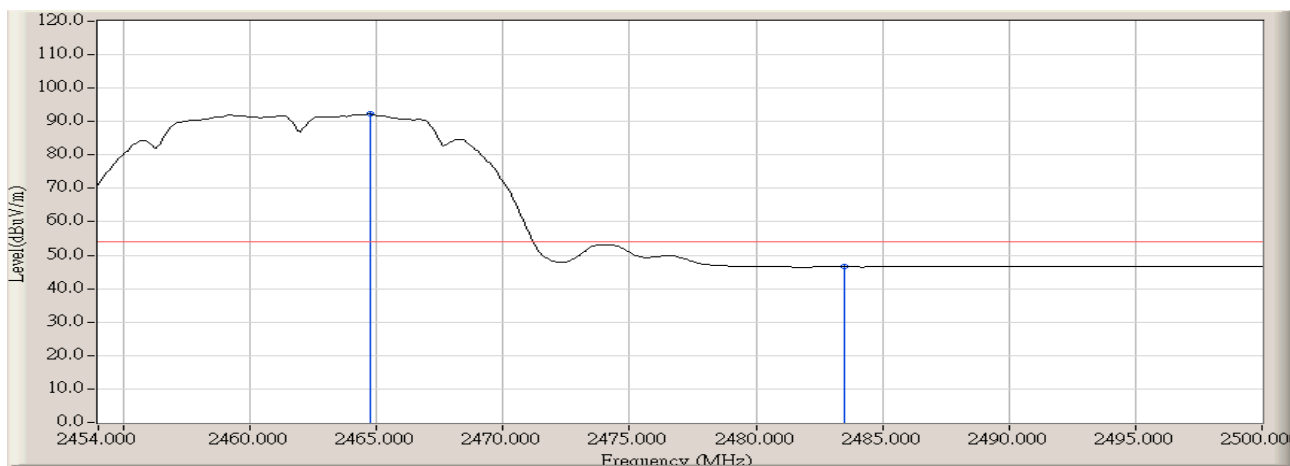
		Frequency (MHz)	Correct Factor (dB)	Reading Level (dBuV)	Measure Level (dBuV/m)	Margin (dB)	Limit (dBuV/m)	Detector Type
1		2390.000	32.722	15.897	48.619	-5.351	53.970	AVERAGE
2	*	2418.167	32.743	54.567	87.310	N/A	N/A	AVERAGE

Engineer : Robin	
Site : AC-2 (3m Semi-Anechoic Chamber)	Time : 2008/08/11 - 11:32
Limit : FCC_SpartC_15.209_03M_PK	Margin : 0
EUT : Notebook(Intel 5300)	Probe : BBHA9120D_496(1-18GHz) - VERTICAL
Power : AC 120V/60Hz	Note : Mode 1: Transmit by 802.11b at channel 2462MHz Chain B



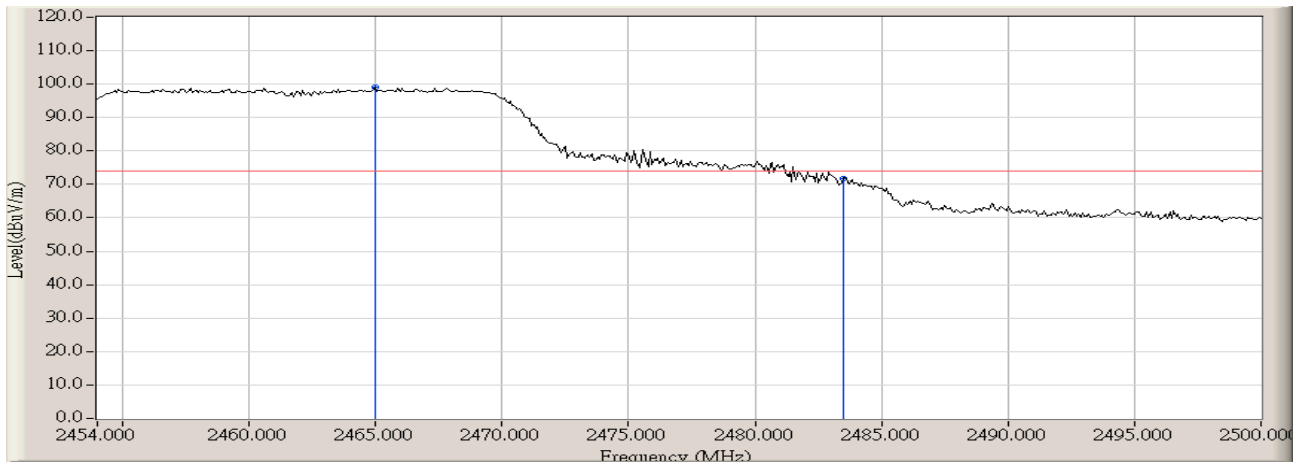
		Frequency (MHz)	Correct Factor (dB)	Reading Level (dBuV)	Measure Level (dBuV/m)	Margin (dB)	Limit (dBuV/m)	Detector Type
1	*	2464.657	32.790	62.052	94.842	N/A	N/A	PEAK
2		2483.500	32.787	26.735	59.522	-14.448	73.970	PEAK

<b>Engineer : Robin</b>	
<b>Site : AC-2 (3m Semi-Anechoic Chamber)</b>	<b>Time : 2008/08/11 - 11:33</b>
<b>Limit : FCC_SpartC_15.209_03M_AV</b>	<b>Margin : 0</b>
<b>EUT : Notebook(Intel 5300)</b>	<b>Probe : BBHA9120D_496(1-18GHz) - VERTICAL</b>
<b>Power : AC 120V/60Hz</b>	<b>Note : Mode 1: Transmit by 802.11b at channel 2462MHz Chain B</b>



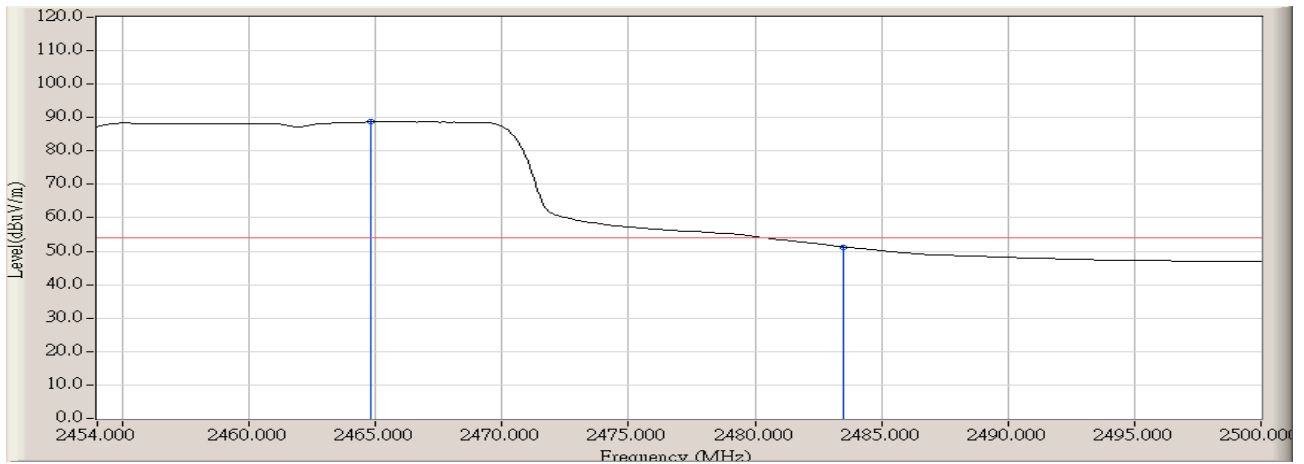
		Frequency (MHz)	Correct Factor (dB)	Reading Level (dBuV)	Measure Level (dBuV/m)	Margin (dB)	Limit (dBuV/m)	Detector Type
1	*	2464.733	32.790	59.417	92.207	N/A	N/A	AVERAGE
2		2483.500	32.787	13.838	46.625	-7.345	53.970	AVERAGE

Engineer : Robin	
Site : AC-2 (3m Semi-Anechoic Chamber)	Time : 2008/08/11 - 11:42
Limit : FCC_SpartC_15.209_03M_PK	Margin : 0
EUT : Notebook(Intel 5300)	Probe : BBHA9120D_496(1-18GHz) - HORIZONTAL
Power : AC 120V/60Hz	Note : Mode 2: Transmit by 802.11g at channel 2462MHz Chain B



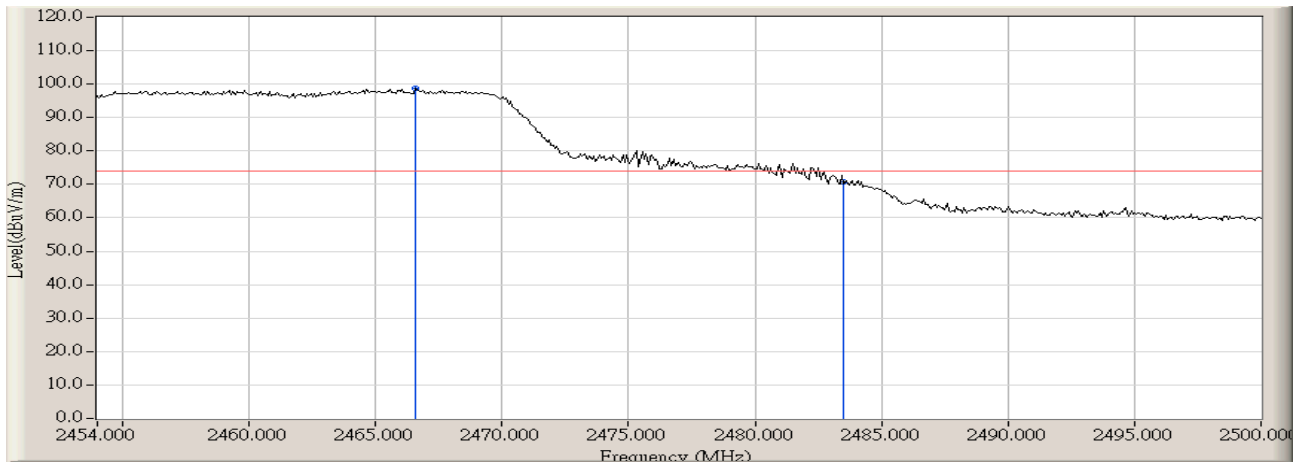
		Frequency (MHz)	Correct Factor (dB)	Reading Level (dBuV)	Measure Level (dBuV/m)	Margin (dB)	Limit (dBuV/m)	Detector Type
1	*	2464.963	32.790	66.414	99.204	N/A	N/A	PEAK
2		2483.500	32.787	38.811	71.598	-2.372	73.970	PEAK

Engineer : Robin	
Site : AC-2 (3m Semi-Anechoic Chamber)	Time : 2008/08/11 - 11:42
Limit : FCC_SpartC_15.209_03M_AV	Margin : 0
EUT : Notebook(Intel 5300)	Probe : BBHA9120D_496(1-18GHz) - HORIZONTAL
Power : AC 120V/60Hz	Note : Mode 2: Transmit by 802.11g at channel 2462MHz Chain B



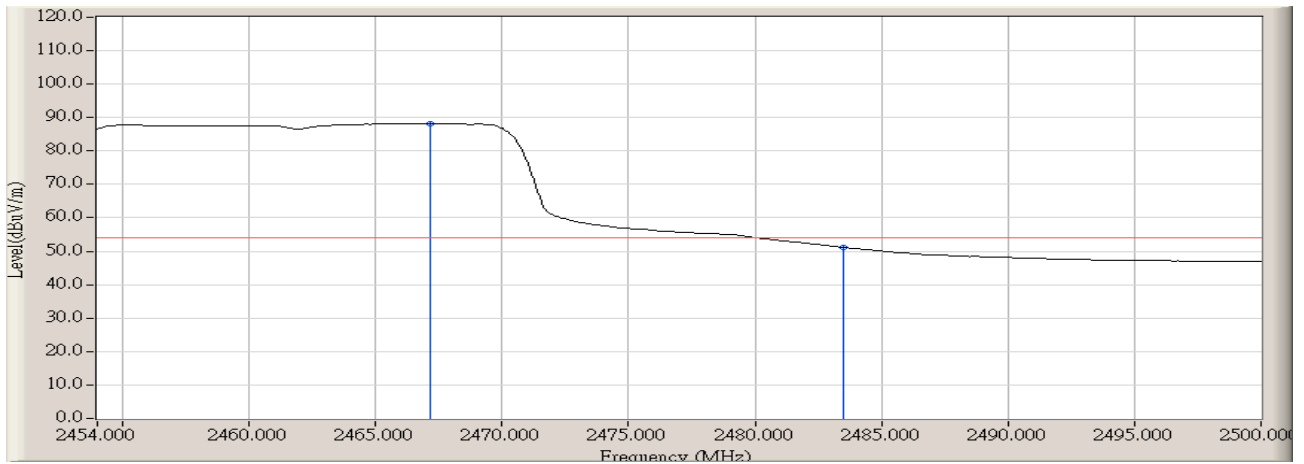
		Frequency (MHz)	Correct Factor (dB)	Reading Level (dBuV)	Measure Level (dBuV/m)	Margin (dB)	Limit (dBuV/m)	Detector Type
1	*	2464.810	32.790	55.935	88.725	N/A	N/A	AVERAGE
2		2483.500	32.787	18.522	51.309	-2.661	53.970	AVERAGE

Engineer : Robin	
Site : AC-2 (3m Semi-Anechoic Chamber)	Time : 2008/08/11 - 11:46
Limit : FCC_SpartC_15.209_03M_PK	Margin : 0
EUT : Notebook(Intel 5300)	Probe : BBHA9120D_496(1-18GHz) - VERTICAL
Power : AC 120V/60Hz	Note : Mode 2: Transmit by 802.11g at channel 2462MHz Chain B



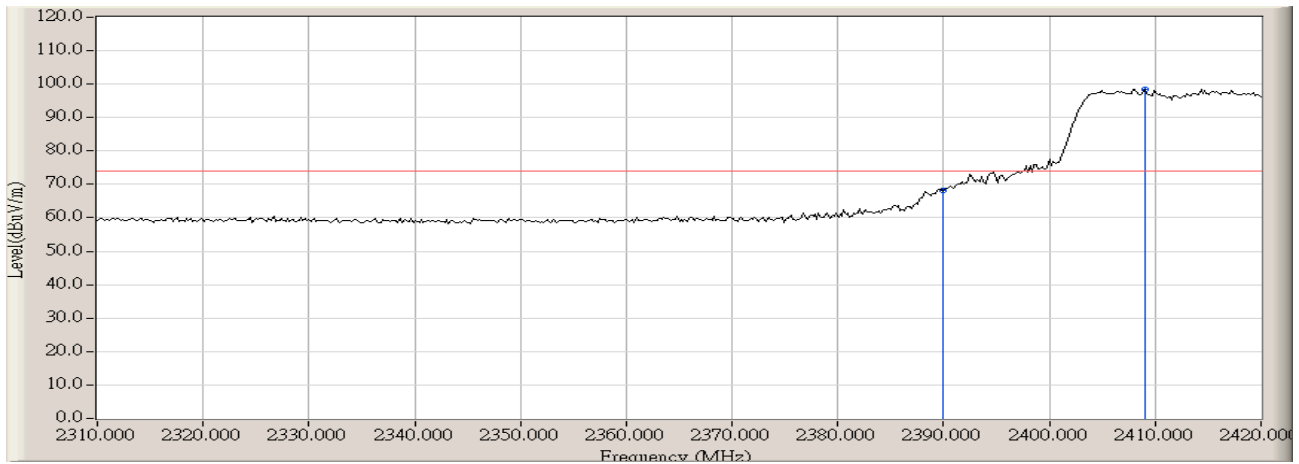
		Frequency (MHz)	Correct Factor (dB)	Reading Level (dBuV)	Measure Level (dBuV/m)	Margin (dB)	Limit (dBuV/m)	Detector Type
1	*	2466.573	32.790	65.906	98.696	N/A	N/A	PEAK
2		2483.500	32.787	37.995	70.782	-3.188	73.970	PEAK

<b>Engineer : Robin</b>	
<b>Site : AC-2 (3m Semi-Anechoic Chamber)</b>	<b>Time : 2008/08/11 - 11:46</b>
<b>Limit : FCC_SpartC_15.209_03M_AV</b>	<b>Margin : 0</b>
<b>EUT : Notebook(Intel 5300)</b>	<b>Probe : BBHA9120D_496(1-18GHz) - VERTICAL</b>
<b>Power : AC 120V/60Hz</b>	<b>Note : Mode 2: Transmit by 802.11g at channel 2462MHz</b> <b>Chain B</b>



		Frequency (MHz)	Correct Factor (dB)	Reading Level (dBuV)	Measure Level (dBuV/m)	Margin (dB)	Limit (dBuV/m)	Detector Type
1	*	2467.187	32.790	55.298	88.088	N/A	N/A	AVERAGE
2		2483.500	32.787	18.388	51.175	-2.795	53.970	AVERAGE

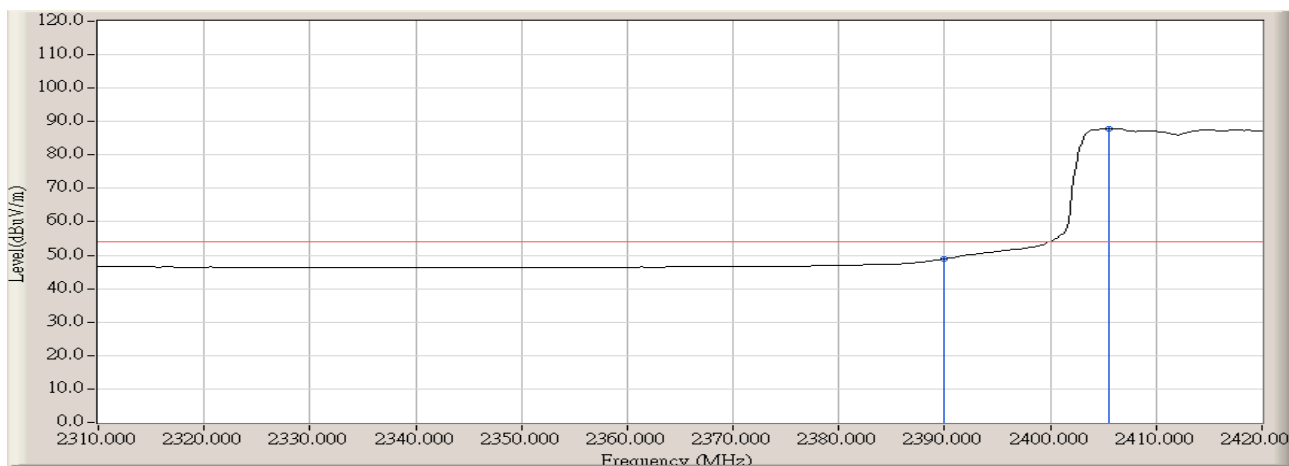
Engineer : Robin	
Site : AC-2 (3m Semi-Anechoic Chamber)	Time : 2008/08/11 - 11:52
Limit : FCC_SpartC_15.209_03M_PK	Margin : 0
EUT : Notebook(Intel 5300)	Probe : BBHA9120D_496(1-18GHz) - HORIZONTAL
Power : AC 120V/60Hz	Note : Mode 4: Transmit by 802.11n(20MHz) at channel 2412MHz Chain B



		Frequency (MHz)	Correct Factor (dB)	Reading Level (dBuV)	Measure Level (dBuV/m)	Margin (dB)	Limit (dBuV/m)	Detector Type
1		2390.000	32.722	35.448	68.170	-5.800	73.970	PEAK
2	*	2409.000	32.729	65.821	98.550	N/A	N/A	PEAK

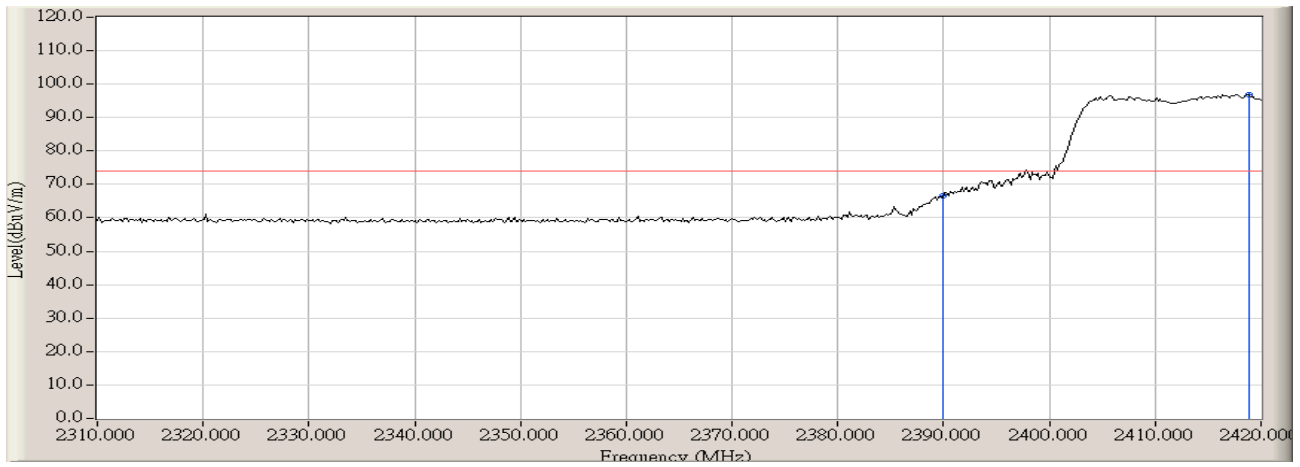


Engineer : Robin	
Site : AC-2 (3m Semi-Anechoic Chamber)	Time : 2008/08/11 - 11:52
Limit : FCC_SpartC_15.209_03M_AV	Margin : 0
EUT : Notebook(Intel 5300)	Probe : BBHA9120D_496(1-18GHz) - HORIZONTAL
Power : AC 120V/60Hz	Note : Mode 4: Transmit by 802.11n(20MHz) at channel 2412MHz Chain B



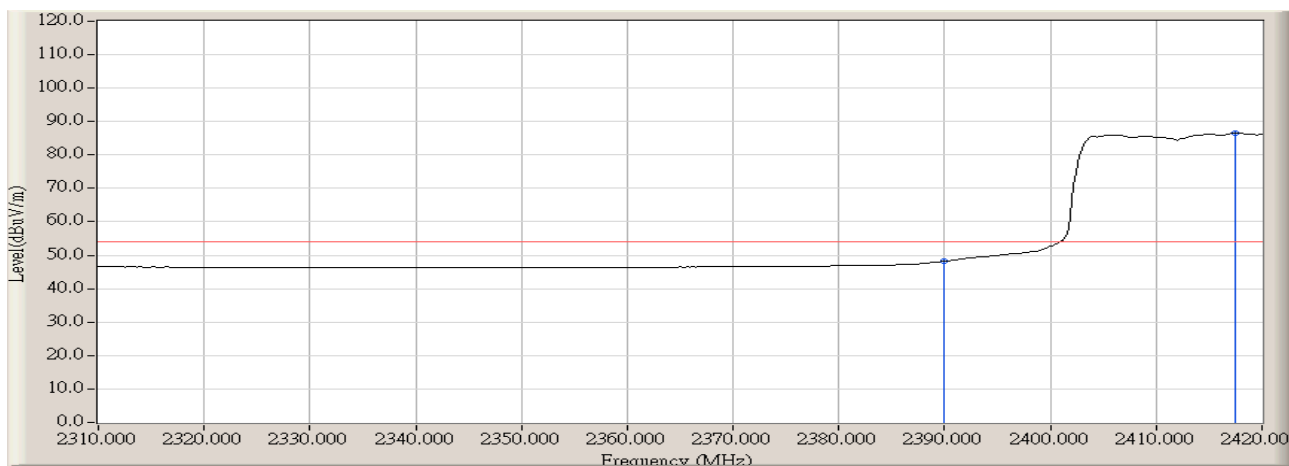
		Frequency (MHz)	Correct Factor (dB)	Reading Level (dBuV)	Measure Level (dBuV/m)	Margin (dB)	Limit (dBuV/m)	Detector Type
1		2390.000	32.722	16.166	48.888	-5.082	53.970	AVERAGE
2	*	2405.517	32.727	55.104	87.831	N/A	N/A	AVERAGE

Engineer : Robin	
Site : AC-2 (3m Semi-Anechoic Chamber)	Time : 2008/08/11 - 11:56
Limit : FCC_SpartC_15.209_03M_PK	Margin : 0
EUT : Notebook(Intel 5300)	Probe : BBHA9120D_496(1-18GHz) - VERTICAL
Power : AC 120V/60Hz	Note : Mode 4: Transmit by 802.11n(20MHz) at channel 2412MHz Chain B



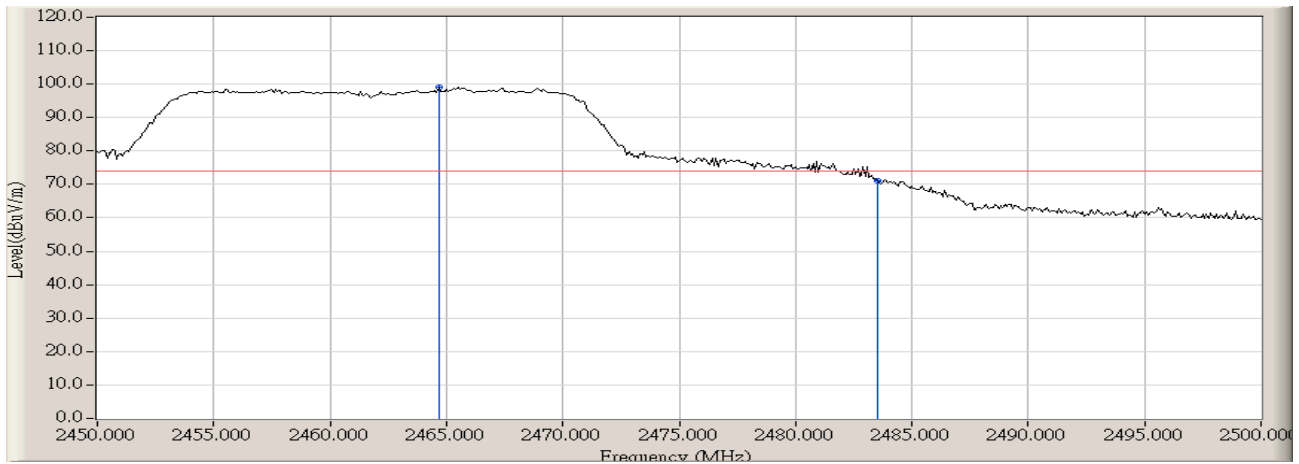
		Frequency (MHz)	Correct Factor (dB)	Reading Level (dBuV)	Measure Level (dBuV/m)	Margin (dB)	Limit (dBuV/m)	Detector Type
1		2390.000	32.722	33.926	66.648	-7.322	73.970	PEAK
2	*	2418.900	32.744	64.089	96.833	N/A	N/A	PEAK

Engineer : Robin	
Site : AC-2 (3m Semi-Anechoic Chamber)	Time : 2008/08/11 - 11:57
Limit : FCC_SpartC_15.209_03M_AV	Margin : 0
EUT : Notebook(Intel 5300)	Probe : BBHA9120D_496(1-18GHz) - VERTICAL
Power : AC 120V/60Hz	Note : Mode 4: Transmit by 802.11n(20MHz) at channel 2412MHz Chain B



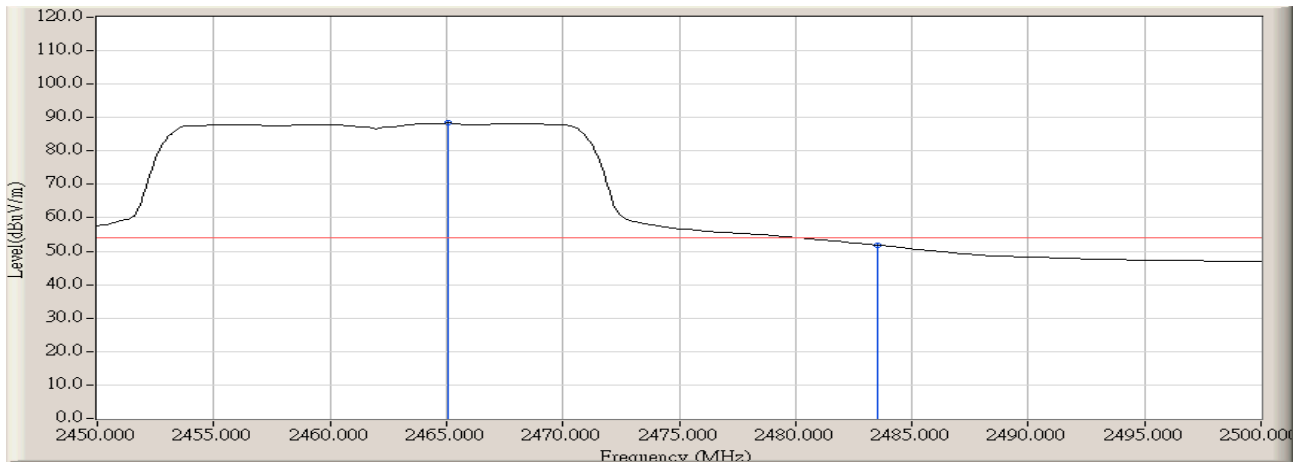
		Frequency (MHz)	Correct Factor (dB)	Reading Level (dBuV)	Measure Level (dBuV/m)	Margin (dB)	Limit (dBuV/m)	Detector Type
1		2390.000	32.722	15.537	48.259	-5.711	53.970	AVERAGE
2	*	2417.433	32.741	53.743	86.484	N/A	N/A	AVERAGE

Engineer : Robin	
Site : AC-2 (3m Semi-Anechoic Chamber)	Time : 2008/08/11 - 12:02
Limit : FCC_SpartC_15.209_03M_PK	Margin : 0
EUT : Notebook(Intel 5300)	Probe : BBHA9120D_496(1-18GHz) - HORIZONTAL
Power : AC 120V/60Hz	Note : Mode 4: Transmit by 802.11n(20MHz) at channel 2462MHz Chain B



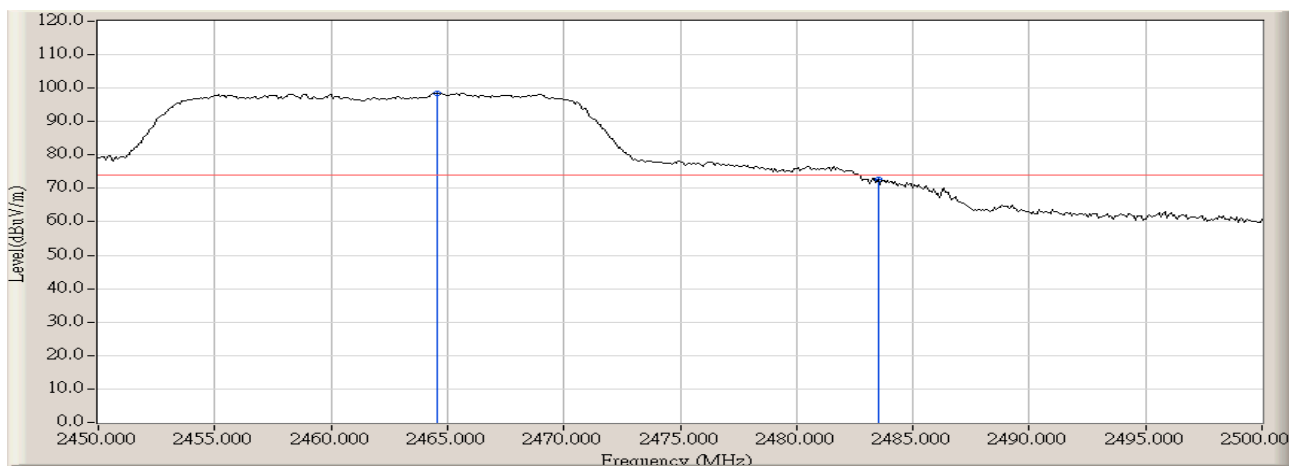
		Frequency (MHz)	Correct Factor (dB)	Reading Level (dBuV)	Measure Level (dBuV/m)	Margin (dB)	Limit (dBuV/m)	Detector Type
1	*	2464.667	32.790	66.344	99.134	N/A	N/A	PEAK
2		2483.500	32.787	38.237	71.024	-2.946	73.970	PEAK

Engineer : Robin	
Site : AC-2 (3m Semi-Anechoic Chamber)	Time : 2008/08/11 - 12:03
Limit : FCC_SpartC_15.209_03M_AV	Margin : 0
EUT : Notebook(Intel 5300)	Probe : BBHA9120D_496(1-18GHz) - HORIZONTAL
Power : AC 120V/60Hz	Note : Mode 4: Transmit by 802.11n(20MHz) at channel 2462MHz Chain B



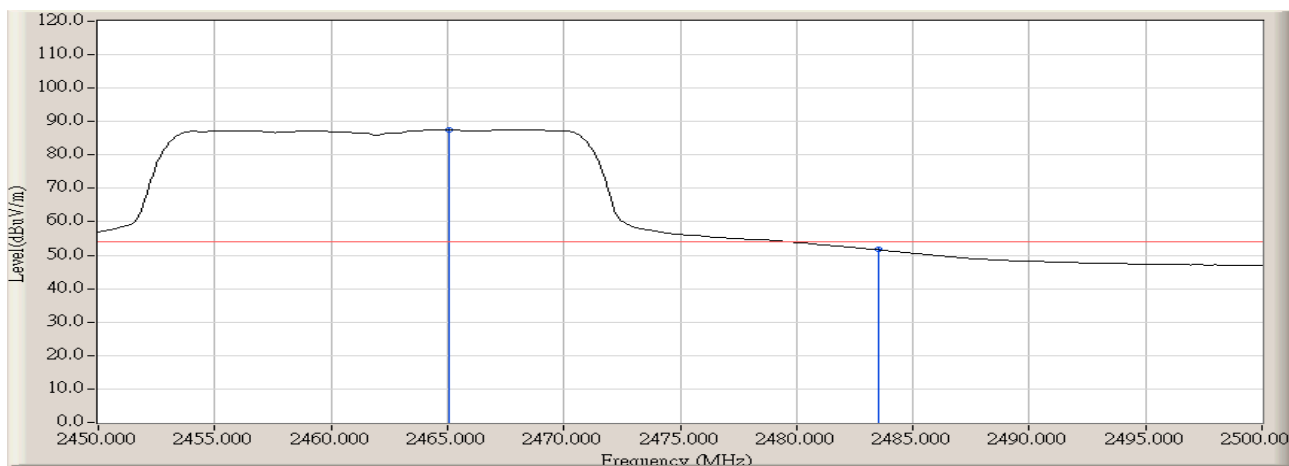
		Frequency (MHz)	Correct Factor (dB)	Reading Level (dBuV)	Measure Level (dBuV/m)	Margin (dB)	Limit (dBuV/m)	Detector Type
1	*	2465.083	32.790	55.529	88.319	N/A	N/A	AVERAGE
2		2483.500	32.787	19.075	51.862	-2.108	53.970	AVERAGE

Engineer : Robin	
Site : AC-2 (3m Semi-Anechoic Chamber)	Time : 2008/08/11 - 13:15
Limit : FCC_SpartC_15.209_03M_PK	Margin : 0
EUT : Notebook(Intel 5300)	Probe : BBHA9120D_496(1-18GHz) - VERTICAL
Power : AC 120V/60Hz	Note : Mode 4: Transmit by 802.11n(20MHz) at channel 2462MHz Chain B



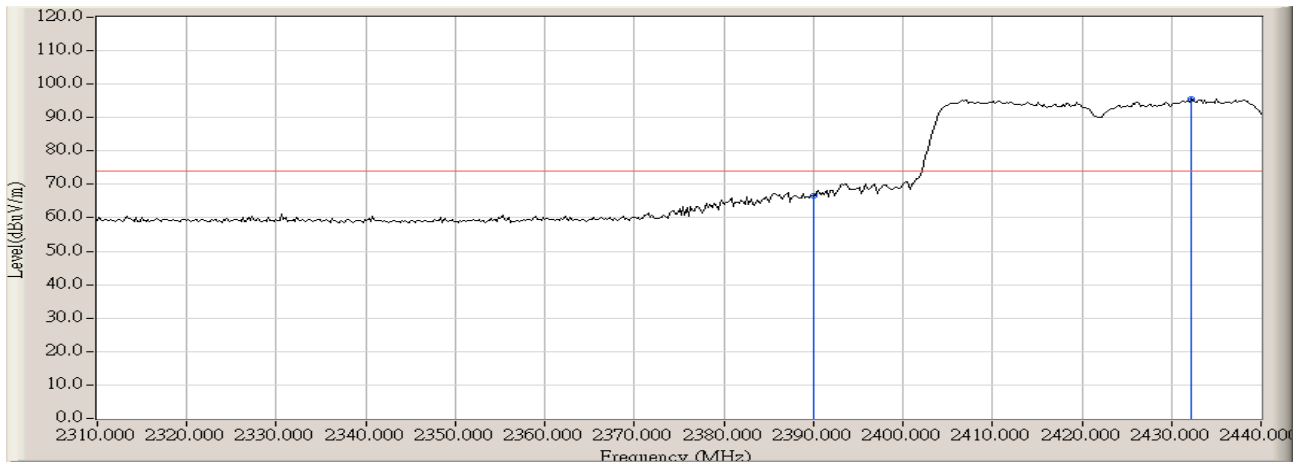
		Frequency (MHz)	Correct Factor (dB)	Reading Level (dBuV)	Measure Level (dBuV/m)	Margin (dB)	Limit (dBuV/m)	Detector Type
1	*	2464.583	32.790	65.672	98.462	N/A	N/A	PEAK
2		2483.500	32.787	40.036	72.823	-1.147	73.970	PEAK

Engineer : Robin	
Site : AC-2 (3m Semi-Anechoic Chamber)	Time : 2008/08/11 - 13:17
Limit : FCC_SpartC_15.209_03M_AV	Margin : 0
EUT : Notebook(Intel 5300)	Probe : BBHA9120D_496(1-18GHz) - VERTICAL
Power : AC 120V/60Hz	Note : Mode 4: Transmit by 802.11n(20MHz) at channel 2462MHz Chain B



		Frequency (MHz)	Correct Factor (dB)	Reading Level (dBuV)	Measure Level (dBuV/m)	Margin (dB)	Limit (dBuV/m)	Detector Type
1	*	2465.083	32.790	54.818	87.608	N/A	N/A	AVERAGE
2		2483.500	32.787	18.851	51.638	-2.332	53.970	AVERAGE

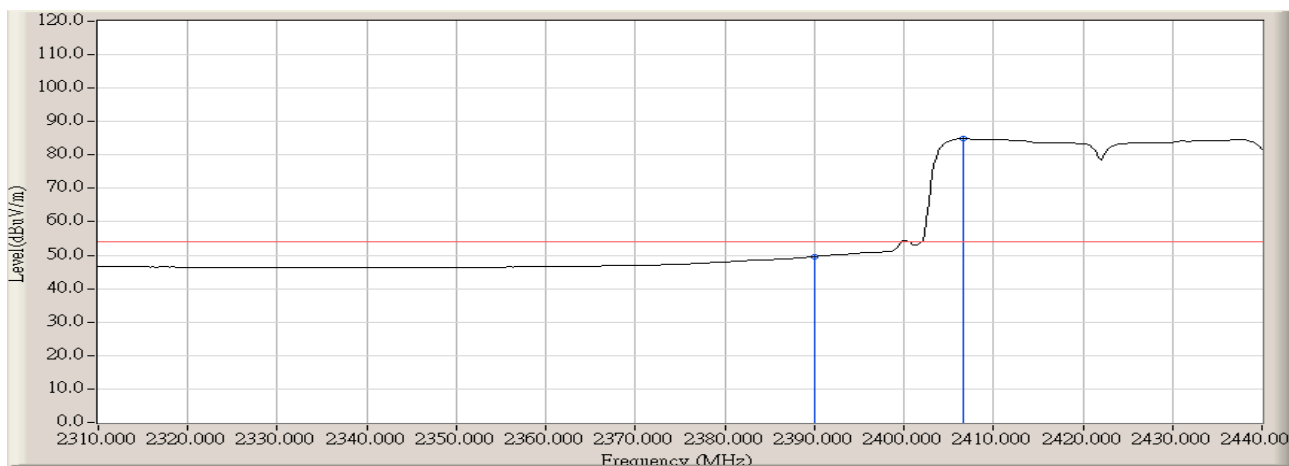
Engineer : Robin	
Site : AC-2 (3m Semi-Anechoic Chamber)	Time : 2008/08/11 - 13:23
Limit : FCC_SpartC_15.209_03M_PK	Margin : 0
EUT : Notebook(Intel 5300)	Probe : BBHA9120D_496(1-18GHz) - HORIZONTAL
Power : AC 120V/60Hz	Note : Mode 4:Transmit by 802.11n(40MHz) at channel 2422MHz Chain B



		Frequency (MHz)	Correct Factor (dB)	Reading Level (dBuV)	Measure Level (dBuV/m)	Margin (dB)	Limit (dBuV/m)	Detector Type
1		2390.000	32.722	33.846	66.568	-7.402	73.970	PEAK
2	*	2432.200	32.765	62.856	95.621	N/A	N/A	PEAK

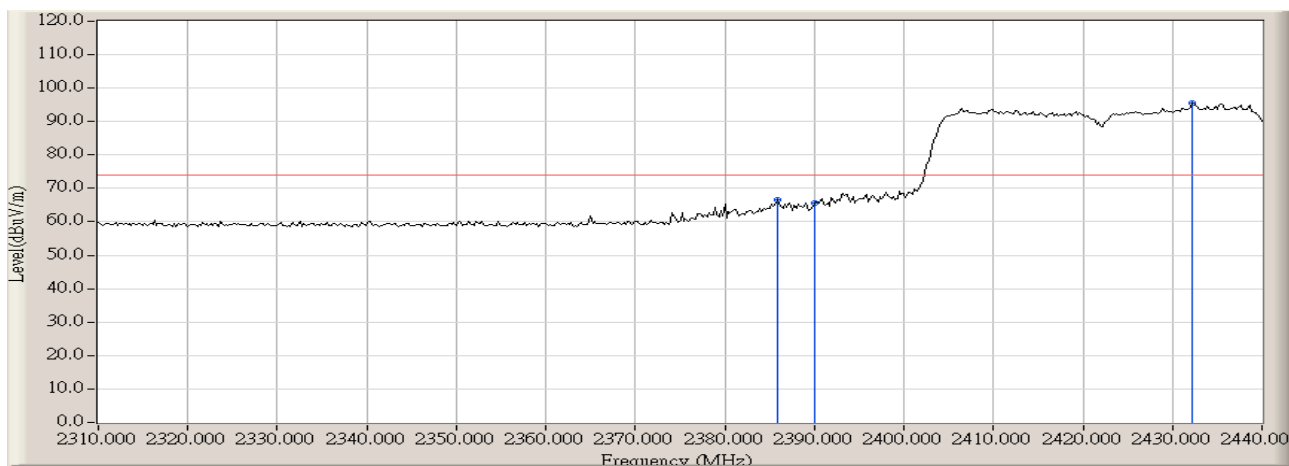


Engineer : Robin	
Site : AC-2 (3m Semi-Anechoic Chamber)	Time : 2008/08/11 - 13:24
Limit : FCC_SpartC_15.209_03M_AV	Margin : 0
EUT : Notebook(Intel 5300)	Probe : BBHA9120D_496(1-18GHz) - HORIZONTAL
Power : AC 120V/60Hz	Note : Mode 5: Transmit by 802.11n(40MHz) at channel 2422MHz Chain B



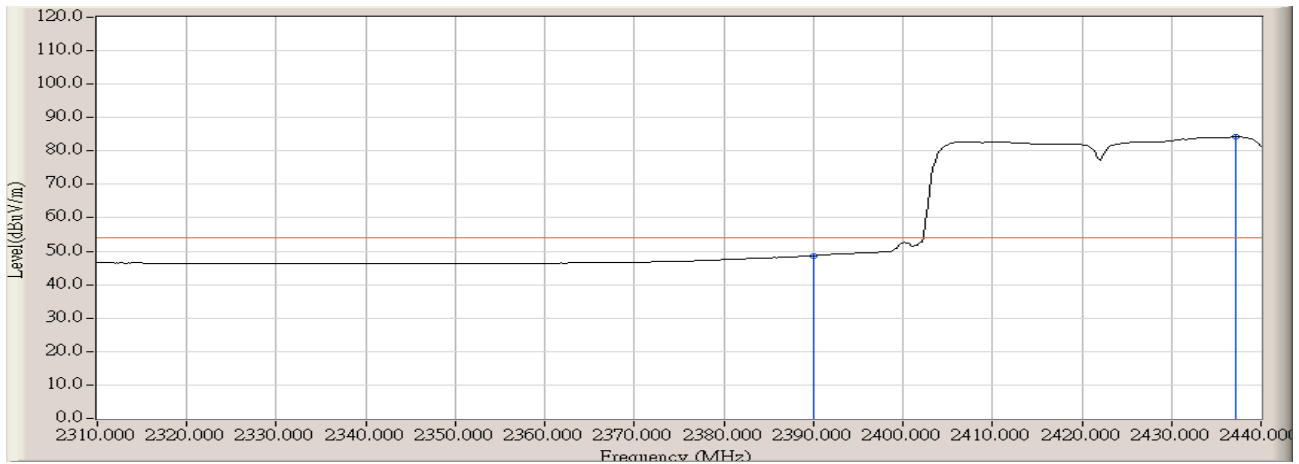
		Frequency (MHz)	Correct Factor (dB)	Reading Level (dBuV)	Measure Level (dBuV/m)	Margin (dB)	Limit (dBuV/m)	Detector Type
1		2390.000	32.722	16.851	49.573	-4.397	53.970	AVERAGE
2	*	2406.633	32.728	52.178	84.905	N/A	N/A	AVERAGE

Engineer : Robin	
Site : AC-2 (3m Semi-Anechoic Chamber)	Time : 2008/08/11 - 13:34
Limit : FCC_SpartC_15.209_03M_PK	Margin : 0
EUT : Notebook(Intel 5300)	Probe : BBHA9120D_496(1-18GHz) - VERTICAL
Power : AC 120V/60Hz	Note : Mode 5: Transmit by 802.11n(40MHz) at channel 2422MHz Chain B



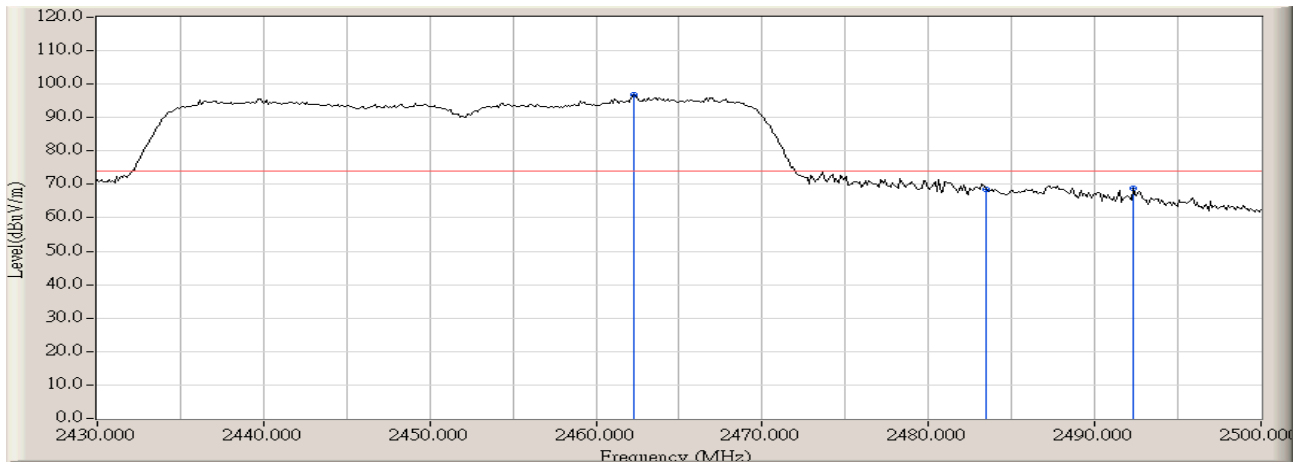
		Frequency (MHz)	Correct Factor (dB)	Reading Level (dBuV)	Measure Level (dBuV/m)	Margin (dB)	Limit (dBuV/m)	Detector Type
1		2385.833	32.724	33.712	66.437	-7.533	73.970	PEAK
2		2390.000	32.722	32.863	65.585	-8.385	73.970	PEAK
3	*	2432.200	32.765	62.862	95.627	N/A	N/A	PEAK

Engineer : Robin	
Site : AC-2 (3m Semi-Anechoic Chamber)	Time : 2008/08/11 - 13:34
Limit : FCC_SpartC_15.209_03M_AV	Margin : 0
EUT : Notebook(Intel 5300)	Probe : BBHA9120D_496(1-18GHz) - VERTICAL
Power : AC 120V/60Hz	Note : Mode 5: Transmit by 802.11n(40MHz) at channel 2422MHz Chain B



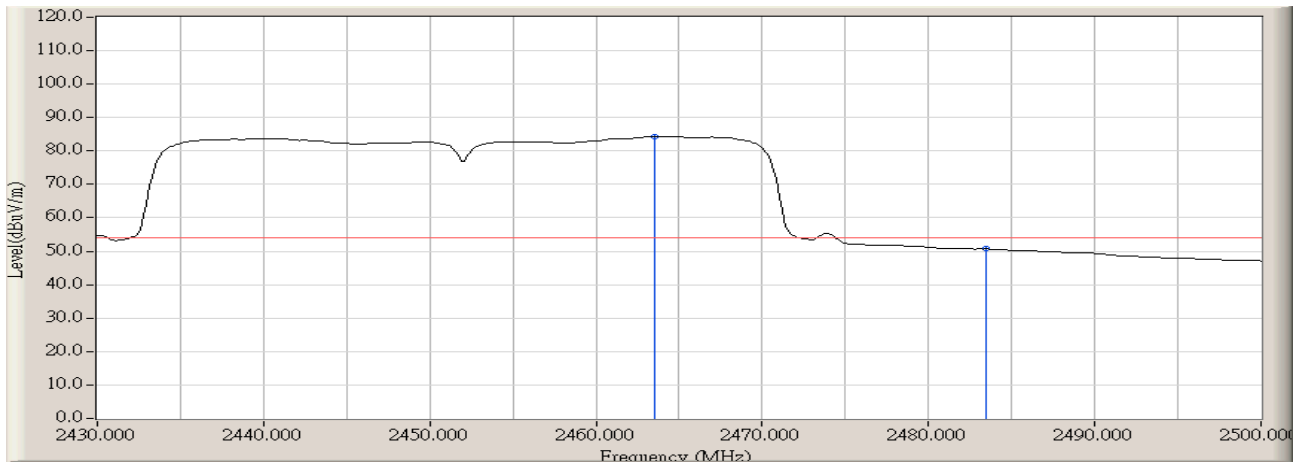
		Frequency (MHz)	Correct Factor (dB)	Reading Level (dBuV)	Measure Level (dBuV/m)	Margin (dB)	Limit (dBuV/m)	Detector Type
1		2390.000	32.722	15.974	48.696	-5.274	53.970	AVERAGE
2	*	2437.183	32.771	51.426	84.197	N/A	N/A	AVERAGE

Engineer : Robin	
Site : AC-2 (3m Semi-Anechoic Chamber)	Time : 2008/08/11 - 13:41
Limit : FCC_SpartC_15.209_03M_PK	Margin : 0
EUT : Notebook(Intel 5300)	Probe : BBHA9120D_496(1-18GHz) - HORIZONTAL
Power : AC 120V/60Hz	Note : Mode 5: Transmit by 802.11n(40MHz) at channel 2452MHz Chain B



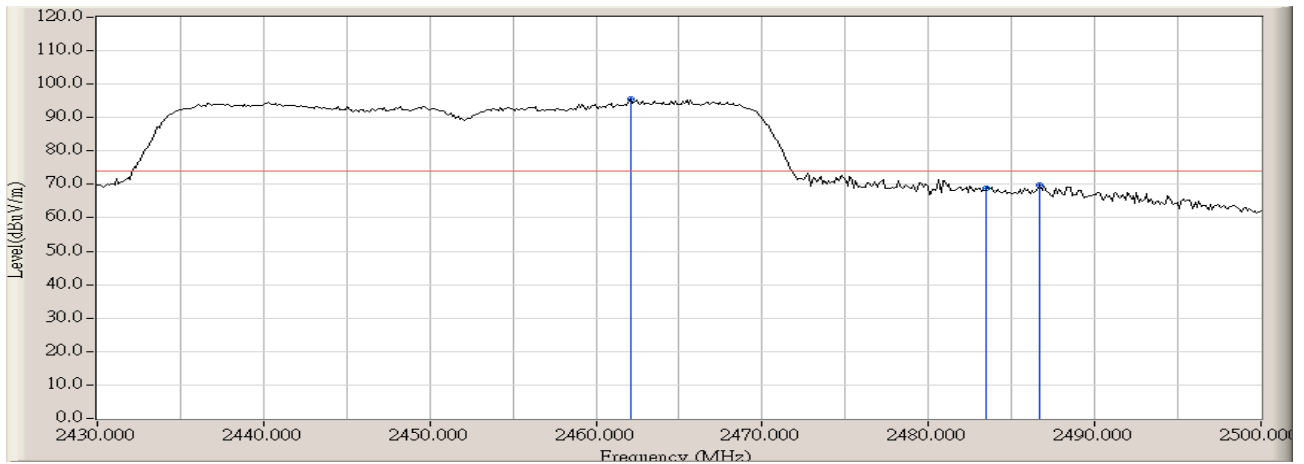
		Frequency (MHz)	Correct Factor (dB)	Reading Level (dBuV)	Measure Level (dBuV/m)	Margin (dB)	Limit (dBuV/m)	Detector Type
1	*	2462.317	32.790	63.969	96.759	N/A	N/A	PEAK
2		2483.500	32.787	35.617	68.404	-5.566	73.970	PEAK
3		2492.300	32.782	36.003	68.785	-5.185	73.970	PEAK

Engineer : Robin	
Site : AC-2 (3m Semi-Anechoic Chamber)	Time : 2008/08/11 - 13:41
Limit : FCC_SpartC_15.209_03M_AV	Margin : 0
EUT : Notebook(Intel 5300)	Probe : BBHA9120D_496(1-18GHz) - HORIZONTAL
Power : AC 120V/60Hz	Note : Mode 5: Transmit by 802.11n(40MHz) at channel 2452MHz Chain B



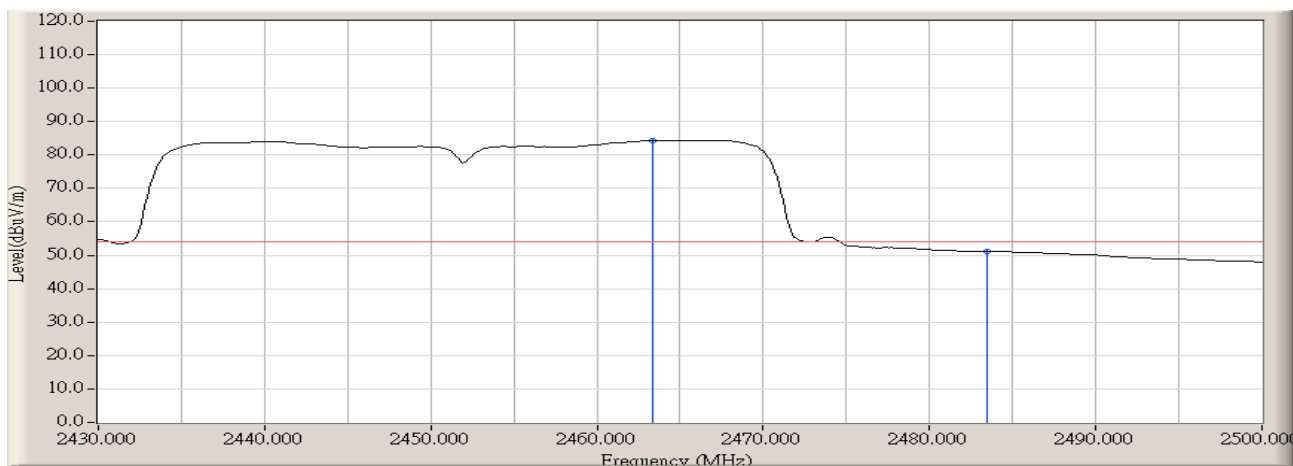
		Frequency (MHz)	Correct Factor (dB)	Reading Level (dBuV)	Measure Level (dBuV/m)	Margin (dB)	Limit (dBuV/m)	Detector Type
1	*	2463.483	32.790	51.460	84.250	N/A	N/A	AVERAGE
2		2483.500	32.787	17.887	50.674	-3.296	53.970	AVERAGE

Engineer : Robin	
Site : AC-2 (3m Semi-Anechoic Chamber)	Time : 2008/08/11 - 13:45
Limit : FCC_SpartC_15.209_03M_PK	Margin : 0
EUT : Notebook(Intel 5300)	Probe : BBHA9120D_496(1-18GHz) - VERTICAL
Power : AC 120V/60Hz	Note : Mode 5: Transmit by 802.11n(40MHz) at channel 2452MHz Chain B



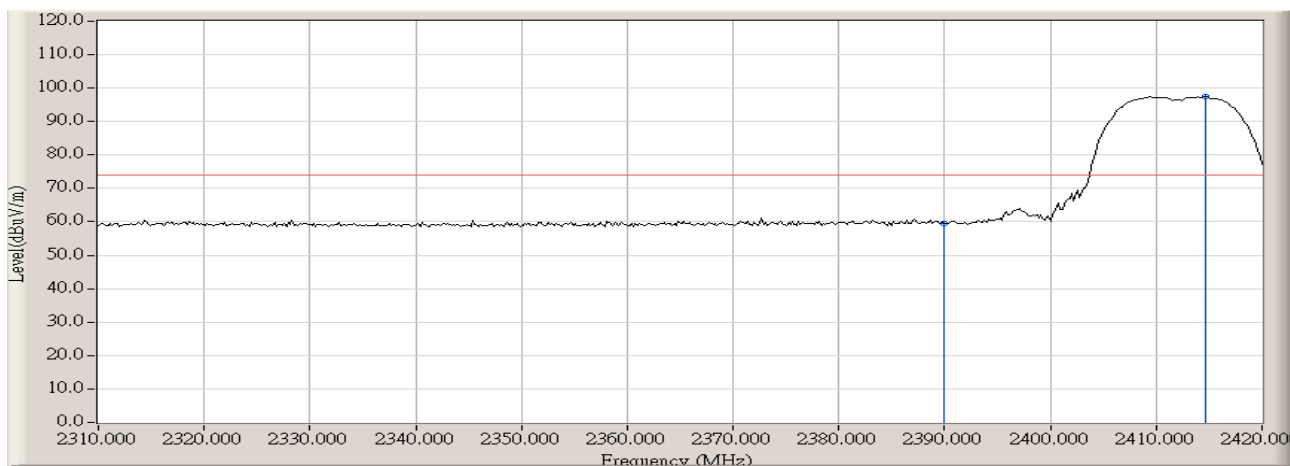
		Frequency (MHz)	Correct Factor (dB)	Reading Level (dBuV)	Measure Level (dBuV/m)	Margin (dB)	Limit (dBuV/m)	Detector Type
1	*	2462.083	32.790	62.638	95.428	N/A	N/A	PEAK
2		2483.500	32.787	35.958	68.745	-5.225	73.970	PEAK
3		2486.700	32.785	36.916	69.701	-4.269	73.970	PEAK

Engineer : Robin	
Site : AC-2 (3m Semi-Anechoic Chamber)	Time : 2008/08/11 - 13:45
Limit : FCC_SpartC_15.209_03M_AV	Margin : 0
EUT : Notebook(Intel 5300)	Probe : BBHA9120D_496(1-18GHz) - VERTICAL
Power : AC 120V/60Hz	Note : Mode 5: Transmit by 802.11n(40MHz) at channel 2452MHz Chain B



		Frequency (MHz)	Correct Factor (dB)	Reading Level (dBuV)	Measure Level (dBuV/m)	Margin (dB)	Limit (dBuV/m)	Detector Type
1	*	2463.367	32.790	51.606	84.396	N/A	N/A	AVERAGE
2		2483.500	32.787	18.501	51.288	-2.682	53.970	AVERAGE

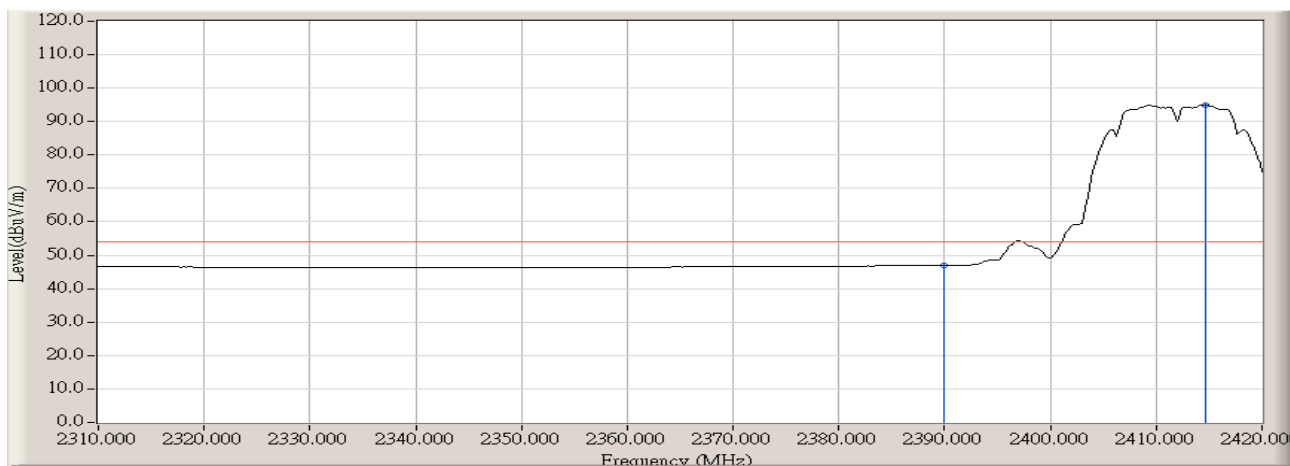
Engineer : Robin	
Site : AC-2 (3m Semi-Anechoic Chamber)	Time : 2008/08/11 - 13:52
Limit : FCC_SpartC_15.209_03M_PK	Margin : 0
EUT : Notebook(Intel 5300)	Probe : BBHA9120D_496(1-18GHz) - HORIZONTAL
Power : AC 120V/60Hz	Note : Mode 1: Transmit by 802.11b at channel 2412MHz Chain C



		Frequency (MHz)	Correct Factor (dB)	Reading Level (dBuV)	Measure Level (dBuV/m)	Margin (dB)	Limit (dBuV/m)	Detector Type
1		2390.000	32.722	26.793	59.515	-14.455	73.970	PEAK
2	*	2414.683	32.737	64.830	97.567	N/A	N/A	PEAK

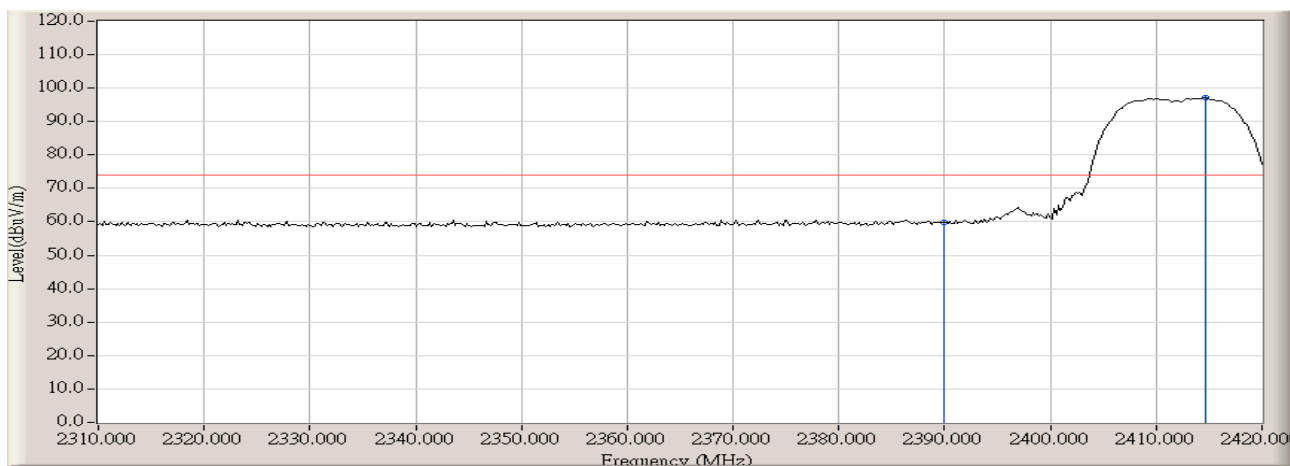


Engineer : Robin	
Site : AC-2 (3m Semi-Anechoic Chamber)	Time : 2008/08/11 - 13:53
Limit : FCC_SpartC_15.209_03M_AV	Margin : 0
EUT : Notebook(Intel 5300)	Probe : BBHA9120D_496(1-18GHz) - HORIZONTAL
Power : AC 120V/60Hz	Note : Mode 1: Transmit by 802.11b at channel 2412MHz Chain C



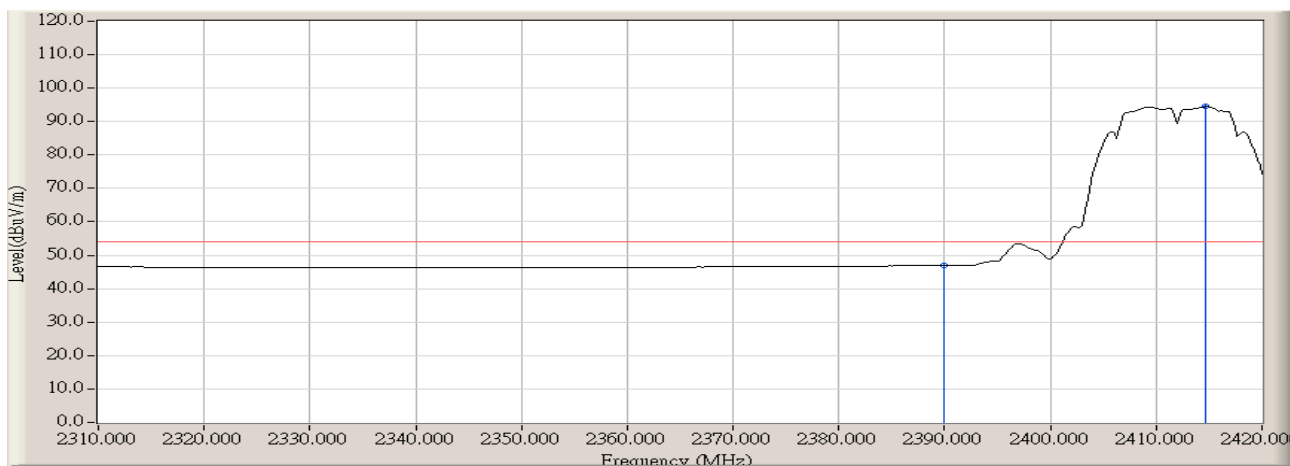
		Frequency (MHz)	Correct Factor (dB)	Reading Level (dBuV)	Measure Level (dBuV/m)	Margin (dB)	Limit (dBuV/m)	Detector Type
1		2390.000	32.722	14.274	46.996	-6.974	53.970	AVERAGE
2	*	2414.683	32.737	62.300	95.037	N/A	N/A	AVERAGE

Engineer : Robin	
Site : AC-2 (3m Semi-Anechoic Chamber)	Time : 2008/08/11 - 13:57
Limit : FCC_SpartC_15.209_03M_PK	Margin : 0
EUT : Notebook(Intel 5300)	Probe : BBHA9120D_496(1-18GHz) - VERTICAL
Power : AC 120V/60Hz	Note : Mode 1: Transmit by 802.11b at channel 2412MHz Chain C



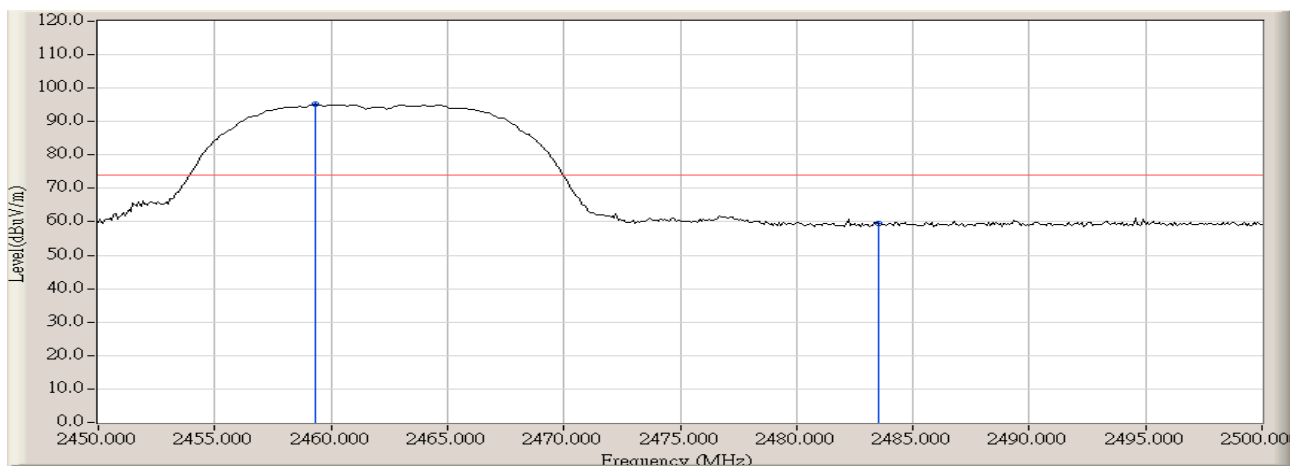
		Frequency (MHz)	Correct Factor (dB)	Reading Level (dBuV)	Measure Level (dBuV/m)	Margin (dB)	Limit (dBuV/m)	Detector Type
1		2390.000	32.722	27.054	59.776	-14.194	73.970	PEAK
2	*	2414.683	32.737	64.341	97.078	N/A	N/A	PEAK

Engineer : Robin	
Site : AC-2 (3m Semi-Anechoic Chamber)	Time : 2008/08/11 - 14:01
Limit : FCC_SpartC_15.209_03M_AV	Margin : 0
EUT : Notebook(Intel 5300)	Probe : BBHA9120D_496(1-18GHz) - VERTICAL
Power : AC 120V/60Hz	Note : Mode 1: Transmit by 802.11b at channel 2412MHz Chain C



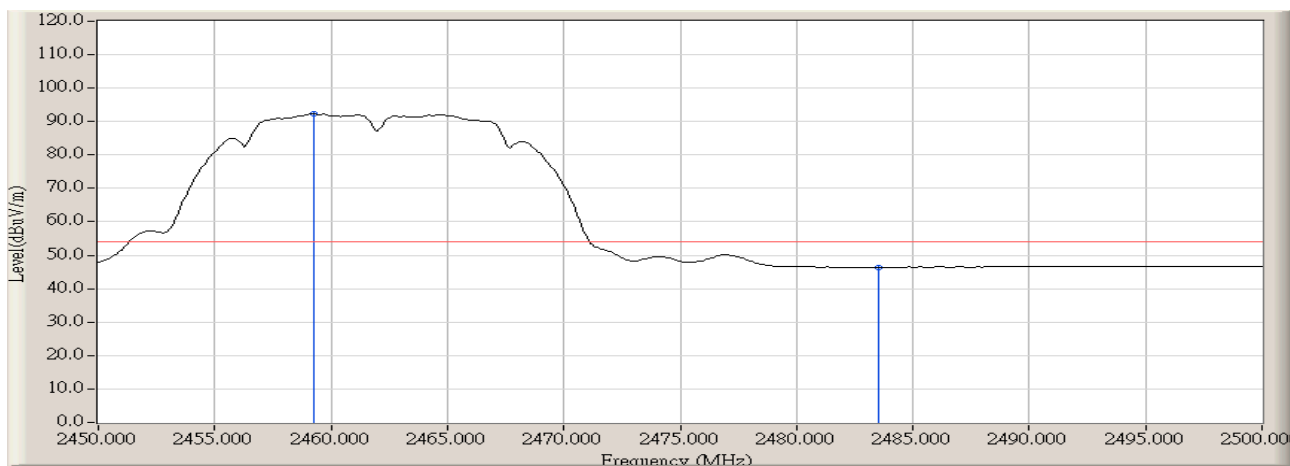
		Frequency (MHz)	Correct Factor (dB)	Reading Level (dBuV)	Measure Level (dBuV/m)	Margin (dB)	Limit (dBuV/m)	Detector Type
1		2390.000	32.722	14.217	46.939	-7.031	53.970	AVERAGE
2	*	2414.683	32.737	61.773	94.510	N/A	N/A	AVERAGE

Engineer : Robin	
Site : AC-2 (3m Semi-Anechoic Chamber)	Time : 2008/08/11 - 14:06
Limit : FCC_SpartC_15.209_03M_PK	Margin : 0
EUT : Notebook(Intel 5300)	Probe : BBHA9120D_496(1-18GHz) - HORIZONTAL
Power : AC 120V/60Hz	Note : Mode 1: Transmit by 802.11b at channel 2462MHz Chain C



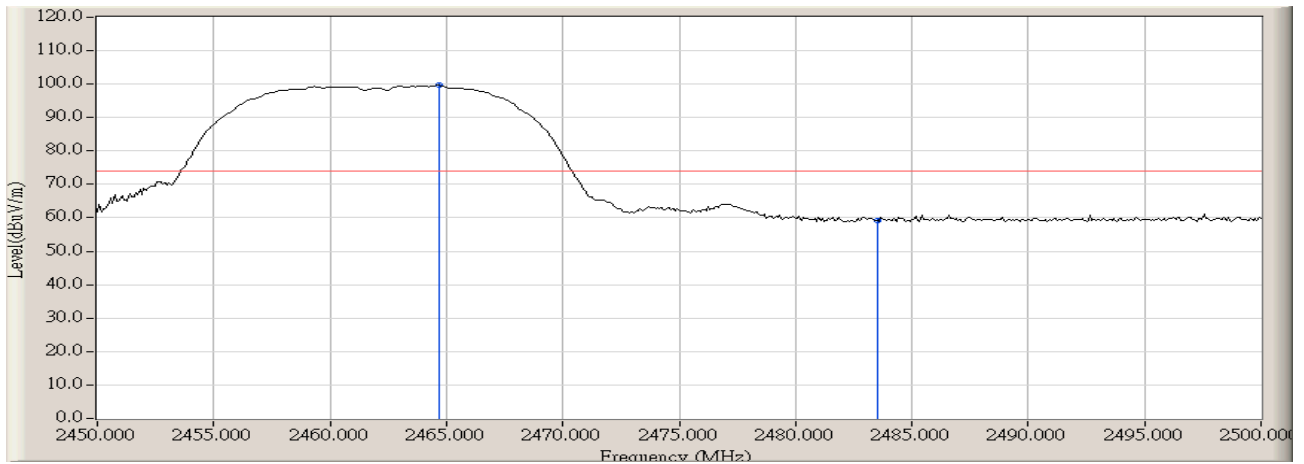
		Frequency (MHz)	Correct Factor (dB)	Reading Level (dBuV)	Measure Level (dBuV/m)	Margin (dB)	Limit (dBuV/m)	Detector Type
1	*	2459.333	32.788	62.291	95.079	N/A	N/A	PEAK
2		2483.500	32.787	26.677	59.464	-14.506	73.970	PEAK

Engineer : Robin	
Site : AC-2 (3m Semi-Anechoic Chamber)	Time : 2008/08/11 - 14:07
Limit : FCC_SpartC_15.209_03M_AV	Margin : 0
EUT : Notebook(Intel 5300)	Probe : BBHA9120D_496(1-18GHz) - HORIZONTAL
Power : AC 120V/60Hz	Note : Mode 1: Transmit by 802.11b at channel 2462MHz Chain C



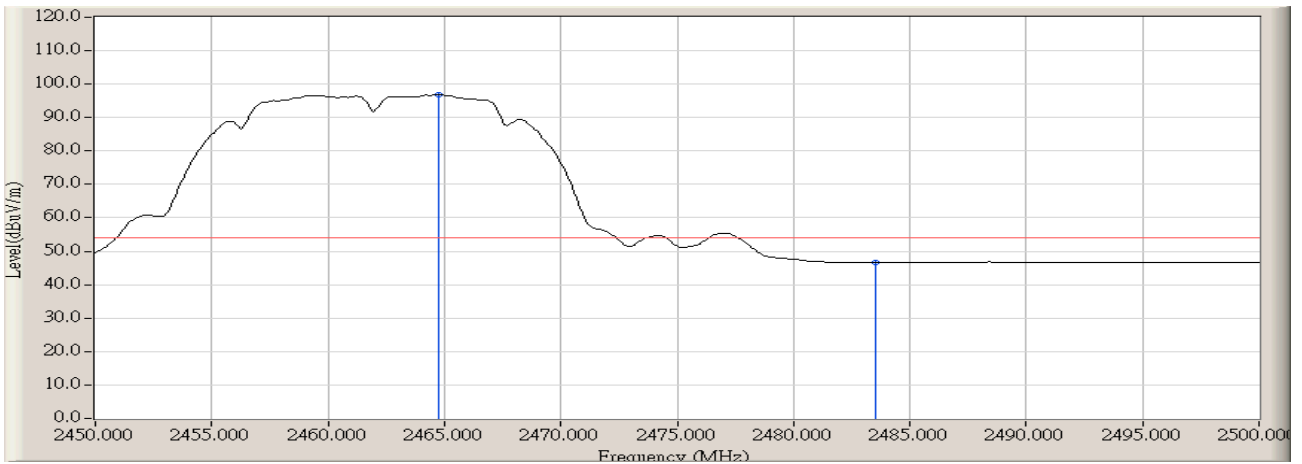
		Frequency (MHz)	Correct Factor (dB)	Reading Level (dBuV)	Measure Level (dBuV/m)	Margin (dB)	Limit (dBuV/m)	Detector Type
1	*	2459.250	32.788	59.514	92.302	N/A	N/A	AVERAGE
2		2483.500	32.787	13.670	46.457	-7.513	53.970	AVERAGE

Engineer : Robin	
Site : AC-2 (3m Semi-Anechoic Chamber)	Time : 2008/08/11 - 14:14
Limit : FCC_SpartC_15.209_03M_PK	Margin : 0
EUT : Notebook(Intel 5300)	Probe : BBHA9120D_496(1-18GHz) - VERTICAL
Power : AC 120V/60Hz	Note : Mode 1: Transmit by 802.11b at channel 2462MHz Chain C



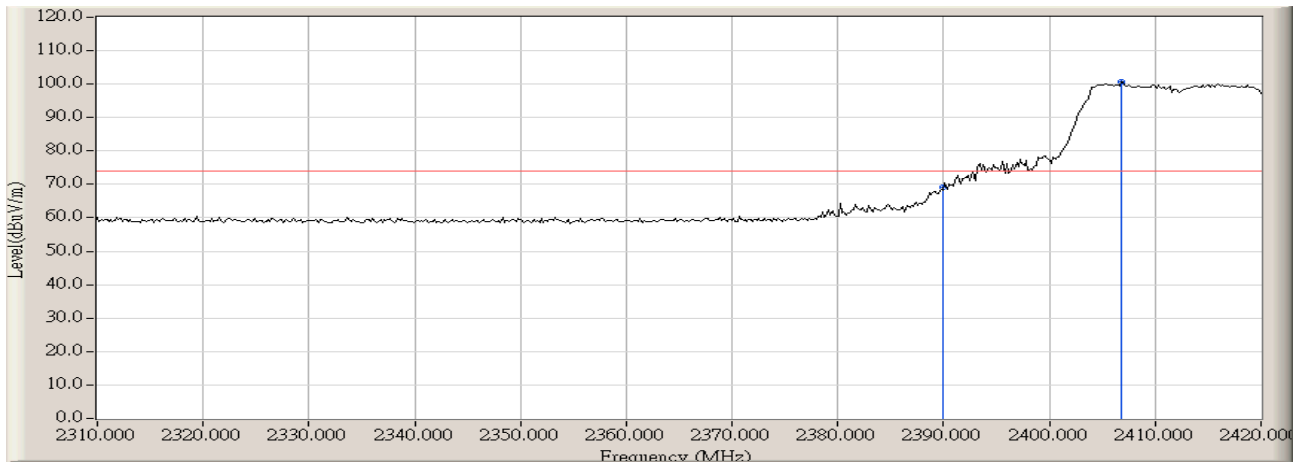
		Frequency (MHz)	Correct Factor (dB)	Reading Level (dBuV)	Measure Level (dBuV/m)	Margin (dB)	Limit (dBuV/m)	Detector Type
1	*	2464.667	32.790	66.789	99.579	N/A	N/A	PEAK
2		2483.500	32.787	26.451	59.238	-14.732	73.970	PEAK

Engineer : Robin	
Site : AC-2 (3m Semi-Anechoic Chamber)	Time : 2008/08/11 - 14:15
Limit : FCC_SpartC_15.209_03M_AV	Margin : 0
EUT : Notebook(Intel 5300)	Probe : BBHA9120D_496(1-18GHz) - VERTICAL
Power : AC 120V/60Hz	Note : Mode 1: Transmit by 802.11b at channel 2462MHz Chain C



		Frequency (MHz)	Correct Factor (dB)	Reading Level (dBuV)	Measure Level (dBuV/m)	Margin (dB)	Limit (dBuV/m)	Detector Type
1	*	2464.750	32.790	64.163	96.953	N/A	N/A	AVERAGE
2		2483.500	32.787	13.805	46.592	-7.378	53.970	AVERAGE

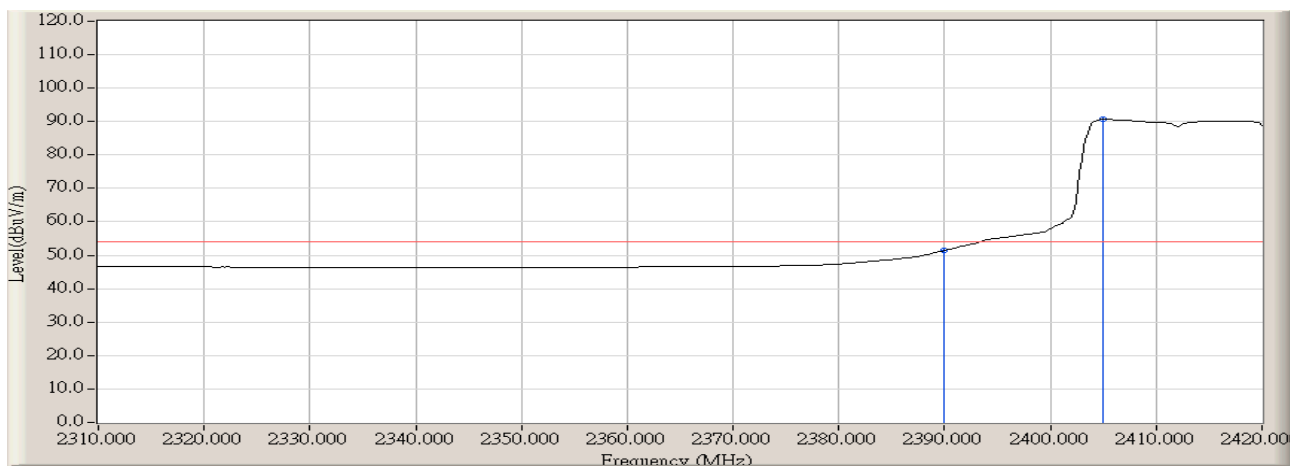
Engineer : Robin	
Site : AC-2 (3m Semi-Anechoic Chamber)	Time : 2008/08/11 - 14:24
Limit : FCC_SpartC_15.209_03M_PK	Margin : 0
EUT : Notebook(Intel 5300)	Probe : BBHA9120D_496(1-18GHz) - HORIZONTAL
Power : AC 120V/60Hz	Note : Mode 2: Transmit by 802.11g at channel 2412MHz Chain C



		Frequency (MHz)	Correct Factor (dB)	Reading Level (dBuV)	Measure Level (dBuV/m)	Margin (dB)	Limit (dBuV/m)	Detector Type
1		2390.000	32.722	36.303	69.025	-4.945	73.970	PEAK
2	*	2406.800	32.727	67.966	100.694	N/A	N/A	PEAK

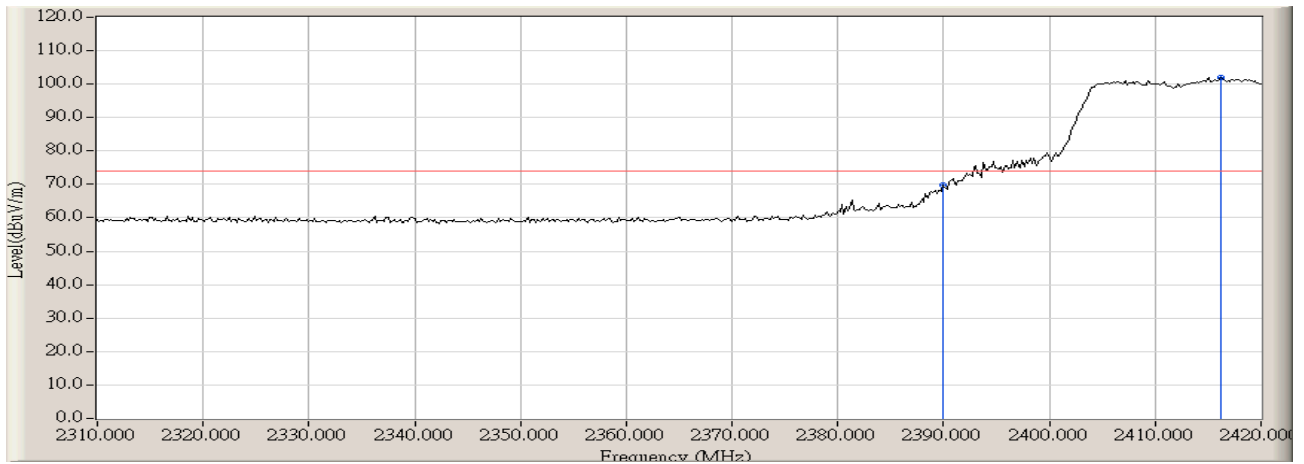


Engineer : Robin	
Site : AC-2 (3m Semi-Anechoic Chamber)	Time : 2008/08/11 - 14:25
Limit : FCC_SpartC_15.209_03M_AV	Margin : 0
EUT : Notebook(Intel 5300)	Probe : BBHA9120D_496(1-18GHz) - HORIZONTAL
Power : AC 120V/60Hz	Note : Mode 2: Transmit by 802.11g at channel 2412MHz Chain C



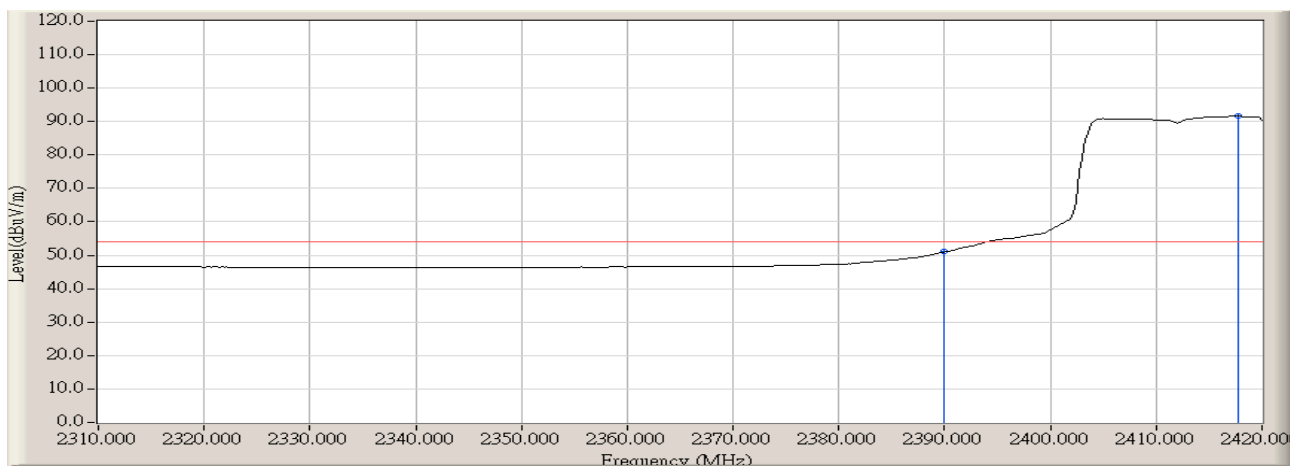
		Frequency (MHz)	Correct Factor (dB)	Reading Level (dBuV)	Measure Level (dBuV/m)	Margin (dB)	Limit (dBuV/m)	Detector Type
1		2390.000	32.722	18.726	51.448	-2.522	53.970	AVERAGE
2	*	2404.967	32.727	57.961	90.687	N/A	N/A	AVERAGE

Engineer : Robin	
Site : AC-2 (3m Semi-Anechoic Chamber)	Time : 2008/08/11 - 14:28
Limit : FCC_SpartC_15.209_03M_PK	Margin : 0
EUT : Notebook(Intel 5300)	Probe : BBHA9120D_496(1-18GHz) - VERTICAL
Power : AC 120V/60Hz	Note : Mode 2: Transmit by 802.11g at channel 2412MHz Chain C



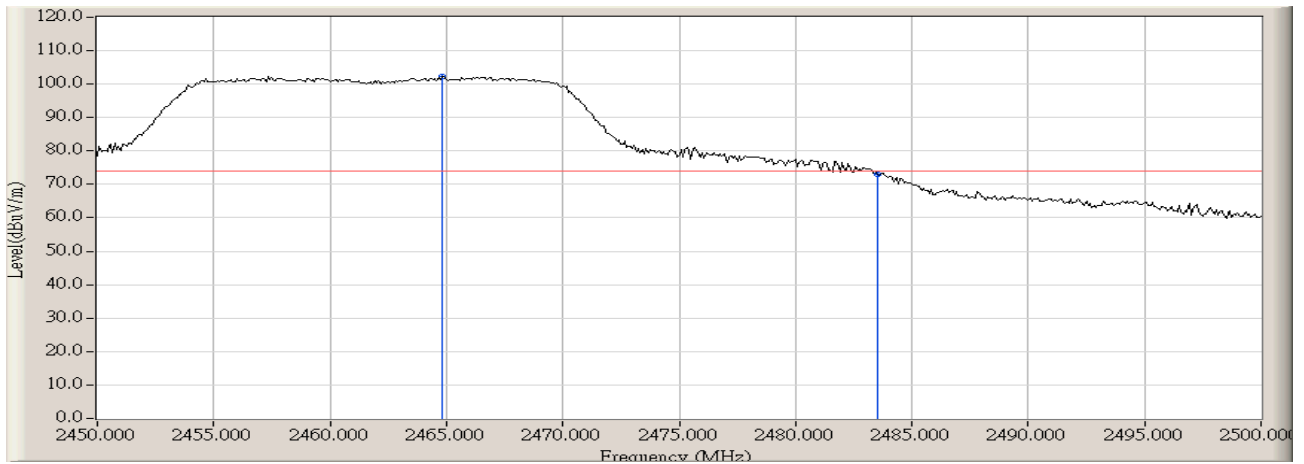
		Frequency (MHz)	Correct Factor (dB)	Reading Level (dBuV)	Measure Level (dBuV/m)	Margin (dB)	Limit (dBuV/m)	Detector Type
1		2390.000	32.722	36.943	69.665	-4.305	73.970	PEAK
2	*	2416.150	32.739	69.233	101.972	N/A	N/A	PEAK

Engineer : Robin	
Site : AC-2 (3m Semi-Anechoic Chamber)	Time : 2008/08/11 - 14:29
Limit : FCC_SpartC_15.209_03M_AV	Margin : 0
EUT : Notebook(Intel 5300)	Probe : BBHA9120D_496(1-18GHz) - VERTICAL
Power : AC 120V/60Hz	Note : Mode 2: Transmit by 802.11g at channel 2412MHz Chain C



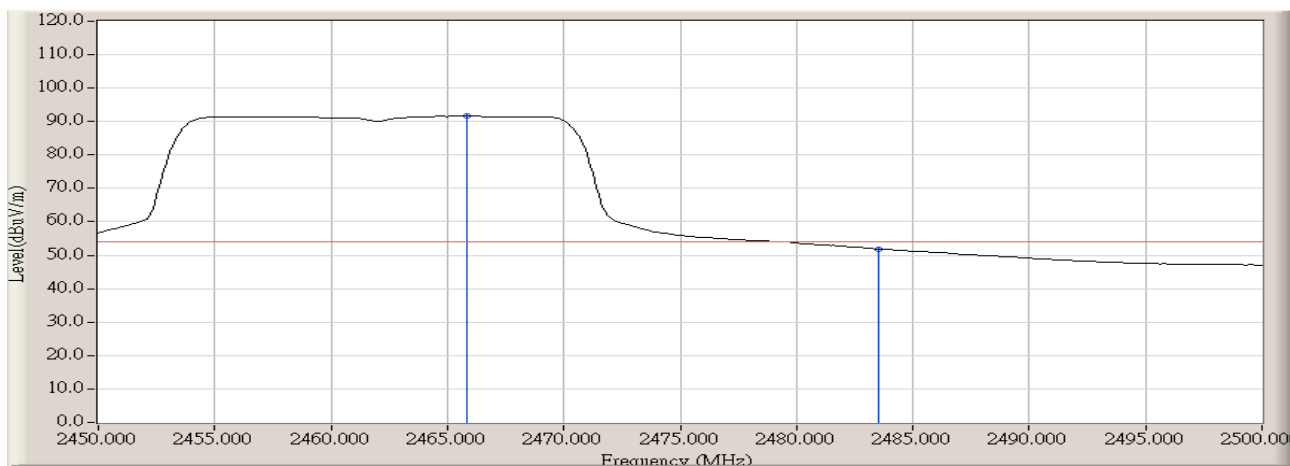
		Frequency (MHz)	Correct Factor (dB)	Reading Level (dBuV)	Measure Level (dBuV/m)	Margin (dB)	Limit (dBuV/m)	Detector Type
1		2390.000	32.722	18.286	51.008	-2.962	53.970	AVERAGE
2	*	2417.800	32.742	58.844	91.586	N/A	N/A	AVERAGE

Engineer : Robin	
Site : AC-2 (3m Semi-Anechoic Chamber)	Time : 2008/08/11 - 14:43
Limit : FCC_SpartC_15.209_03M_PK	Margin : 0
EUT : Notebook(Intel 5300)	Probe : BBHA9120D_496(1-18GHz) - VERTICAL
Power : AC 120V/60Hz	Note : Mode 2: Transmit by 802.11g at channel 2462MHz Chain C



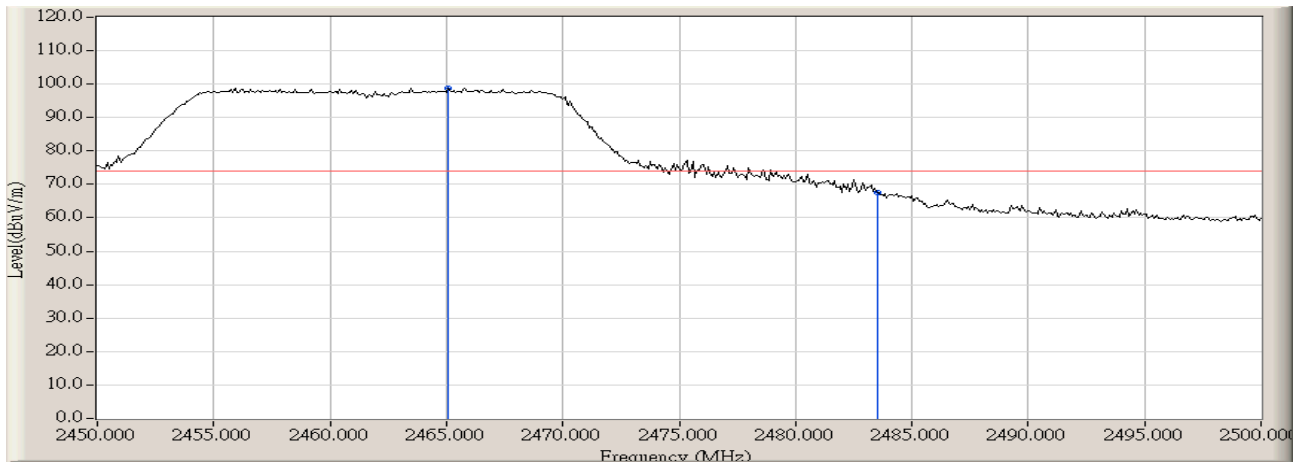
		Frequency (MHz)	Correct Factor (dB)	Reading Level (dBuV)	Measure Level (dBuV/m)	Margin (dB)	Limit (dBuV/m)	Detector Type
1	*	2464.833	32.790	69.609	102.399	N/A	N/A	PEAK
2		2483.500	32.787	40.382	73.169	-0.801	73.970	PEAK

Engineer : Robin	
Site : AC-2 (3m Semi-Anechoic Chamber)	Time : 2008/08/11 - 14:44
Limit : FCC_SpartC_15.209_03M_AV	Margin : 0
EUT : Notebook(Intel 5300)	Probe : BBHA9120D_496(1-18GHz) - VERTICAL
Power : AC 120V/60Hz	Note : Mode 2: Transmit by 802.11g at channel 2462MHz Chain C



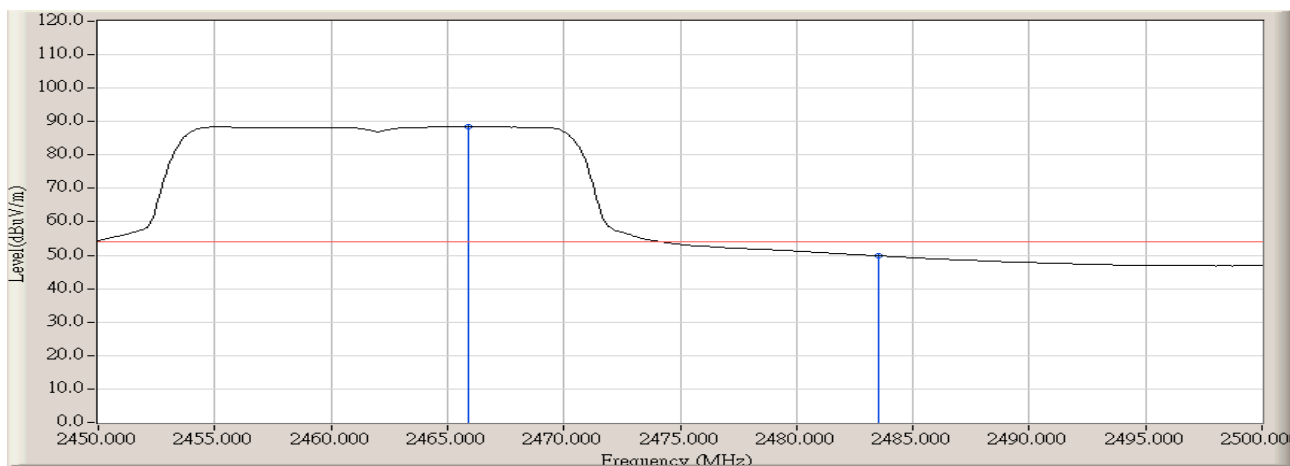
		Frequency (MHz)	Correct Factor (dB)	Reading Level (dBuV)	Measure Level (dBuV/m)	Margin (dB)	Limit (dBuV/m)	Detector Type
1	*	2465.833	32.790	58.794	91.584	N/A	N/A	AVERAGE
2		2483.500	32.787	19.125	51.912	-2.058	53.970	AVERAGE

Engineer : Robin	
Site : AC-2 (3m Semi-Anechoic Chamber)	Time : 2008/08/11 - 14:48
Limit : FCC_SpartC_15.209_03M_PK	Margin : 0
EUT : Notebook(Intel 5300)	Probe : BBHA9120D_496(1-18GHz) - HORIZONTAL
Power : AC 120V/60Hz	Note : Mode 2: Transmit by 802.11g at channel 2462MHz Chain C



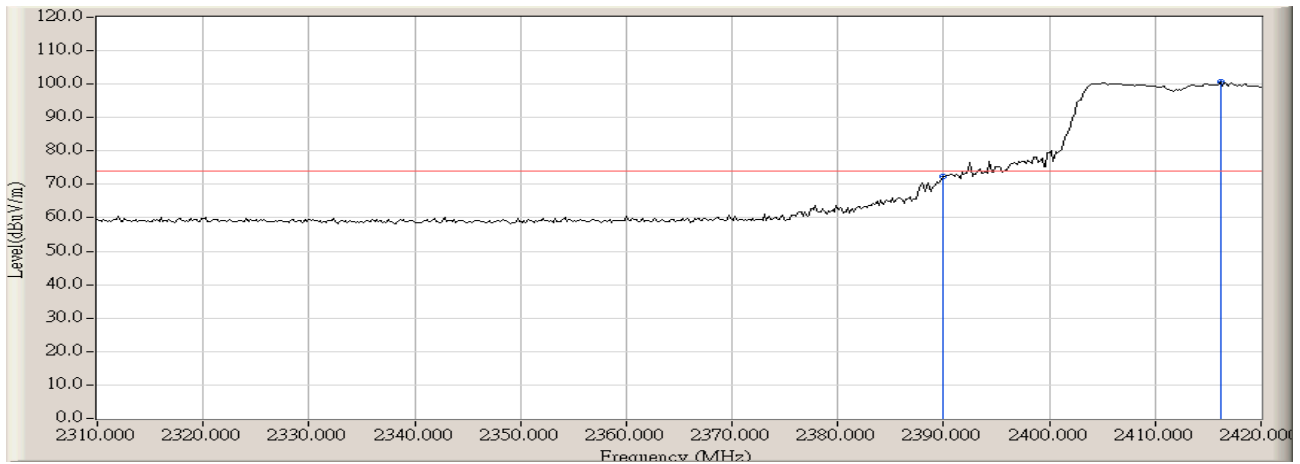
		Frequency (MHz)	Correct Factor (dB)	Reading Level (dBuV)	Measure Level (dBuV/m)	Margin (dB)	Limit (dBuV/m)	Detector Type
1	*	2465.083	32.790	65.971	98.761	N/A	N/A	PEAK
2		2483.500	32.787	34.640	67.427	-6.543	73.970	PEAK

Engineer : Robin	
Site : AC-2 (3m Semi-Anechoic Chamber)	Time : 2008/08/11 - 14:49
Limit : FCC_SpartC_15.209_03M_AV	Margin : 0
EUT : Notebook(Intel 5300)	Probe : BBHA9120D_496(1-18GHz) - HORIZONTAL
Power : AC 120V/60Hz	Note : Mode 2: Transmit by 802.11g at channel 2462MHz Chain C



		Frequency (MHz)	Correct Factor (dB)	Reading Level (dBuV)	Measure Level (dBuV/m)	Margin (dB)	Limit (dBuV/m)	Detector Type
1	*	2465.917	32.790	55.653	88.443	N/A	N/A	AVERAGE
2		2483.500	32.787	16.995	49.782	-4.188	53.970	AVERAGE

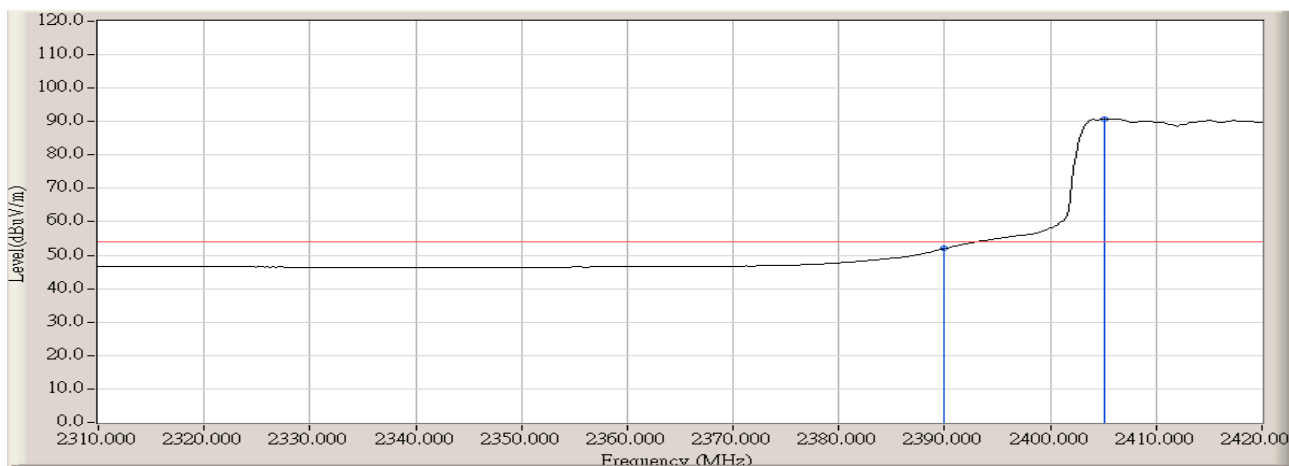
Engineer : Robin	
Site : AC-2 (3m Semi-Anechoic Chamber)	Time : 2008/08/11 - 14:54
Limit : FCC_SpartC_15.209_03M_PK	Margin : 0
EUT : Notebook(Intel 5300)	Probe : BBHA9120D_496(1-18GHz) - HORIZONTAL
Power : AC 120V/60Hz	Note : Mode 4: Transmit by 802.11n(20MHz) at channel 2412MHz Chain C



		Frequency (MHz)	Correct Factor (dB)	Reading Level (dBuV)	Measure Level (dBuV/m)	Margin (dB)	Limit (dBuV/m)	Detector Type
1		2390.000	32.722	39.745	72.467	-1.503	73.970	PEAK
2	*	2416.150	32.739	67.998	100.737	N/A	N/A	PEAK

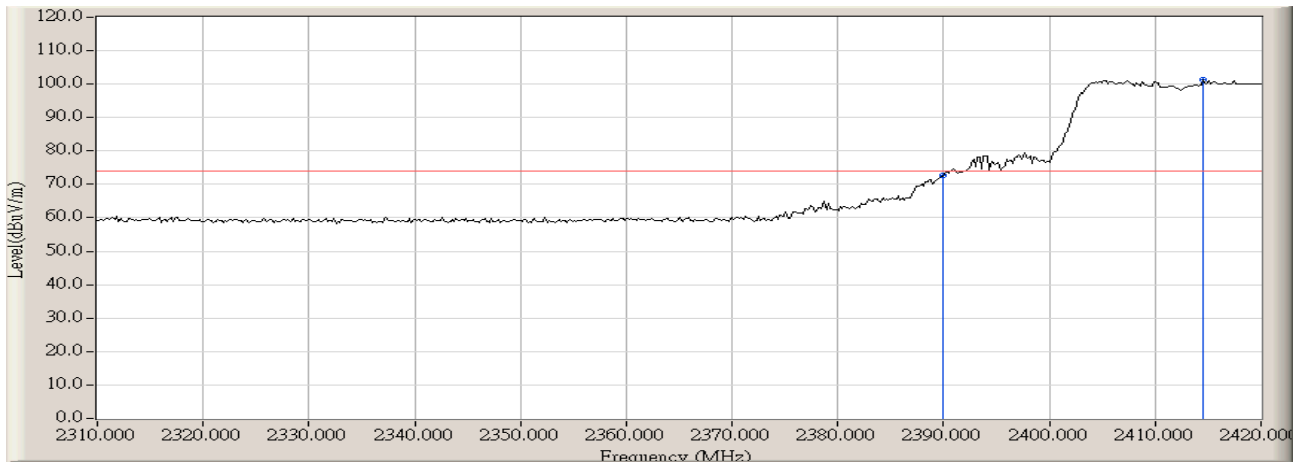


Engineer : Robin	
Site : AC-2 (3m Semi-Anechoic Chamber)	Time : 2008/08/11 - 14:55
Limit : FCC_SpartC_15.209_03M_AV	Margin : 0
EUT : Notebook(Intel 5300)	Probe : BBHA9120D_496(1-18GHz) - HORIZONTAL
Power : AC 120V/60Hz	Note : Mode 4: Transmit by 802.11n(20MHz) at channel 2412MHz Chain C



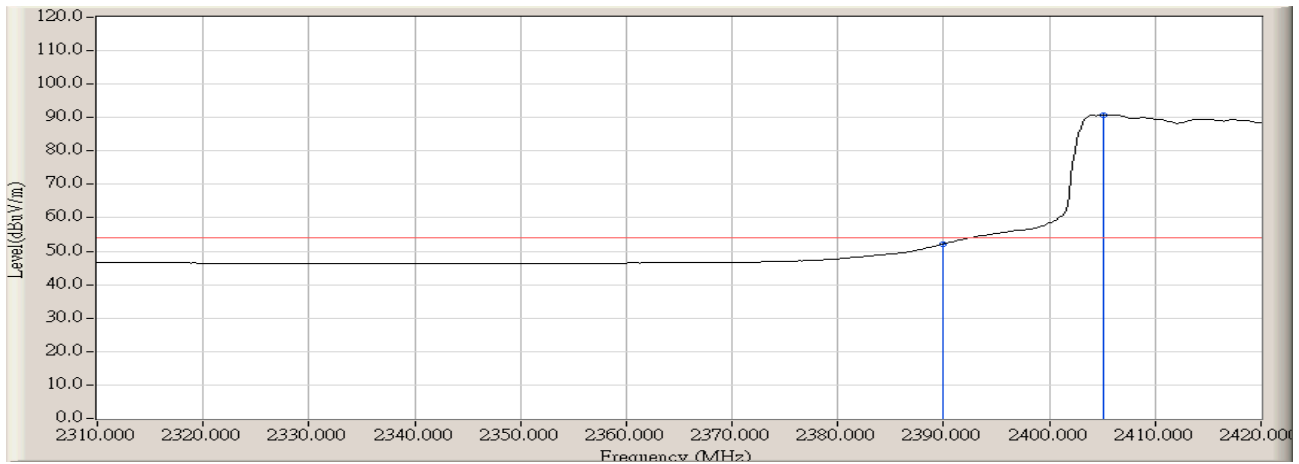
		Frequency (MHz)	Correct Factor (dB)	Reading Level (dBuV)	Measure Level (dBuV/m)	Margin (dB)	Limit (dBuV/m)	Detector Type
1		2390.000	32.722	19.282	52.004	-1.966	53.970	AVERAGE
2	*	2405.150	32.726	58.052	90.779	N/A	N/A	AVERAGE

Engineer : Robin	
Site : AC-2 (3m Semi-Anechoic Chamber)	Time : 2008/08/11 - 15:02
Limit : FCC_SpartC_15.209_03M_PK	Margin : 0
EUT : Notebook(Intel 5300)	Probe : BBHA9120D_496(1-18GHz) - VERTICAL
Power : AC 120V/60Hz	Note : Mode 4: Transmit by 802.11n(20MHz) at channel 2412MHz Chain C



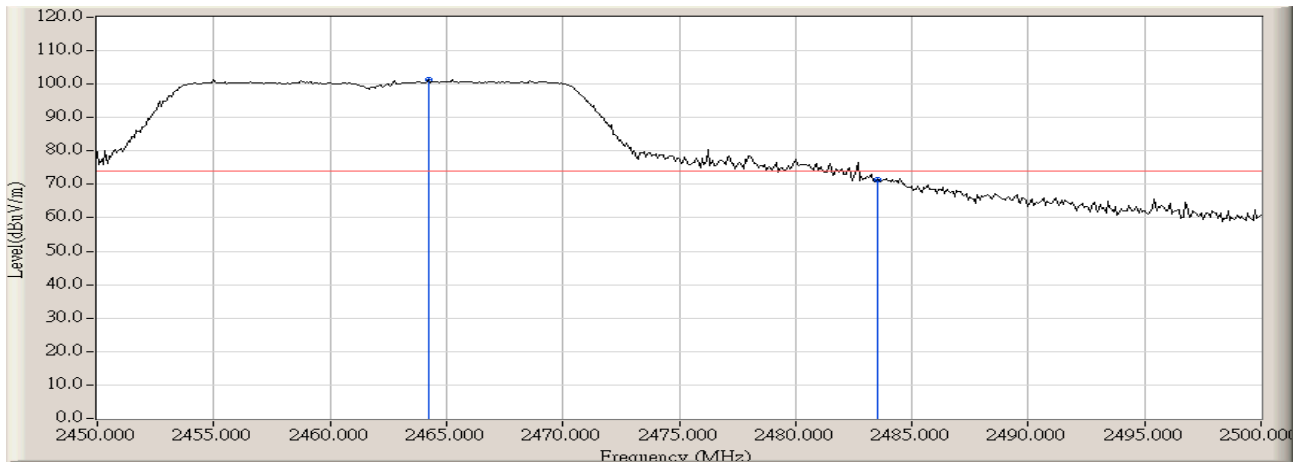
		Frequency (MHz)	Correct Factor (dB)	Reading Level (dBuV)	Measure Level (dBuV/m)	Margin (dB)	Limit (dBuV/m)	Detector Type
1		2390.000	32.722	40.109	72.831	-1.139	73.970	PEAK
2	*	2414.500	32.736	68.671	101.407	N/A	N/A	PEAK

Engineer : Robin	
Site : AC-2 (3m Semi-Anechoic Chamber)	Time : 2008/08/11 - 15:02
Limit : FCC_SpartC_15.209_03M_AV	Margin : 0
EUT : Notebook(Intel 5300)	Probe : BBHA9120D_496(1-18GHz) - VERTICAL
Power : AC 120V/60Hz	Note : Mode 4: Transmit by 802.11n(20MHz) at channel 2412MHz Chain C



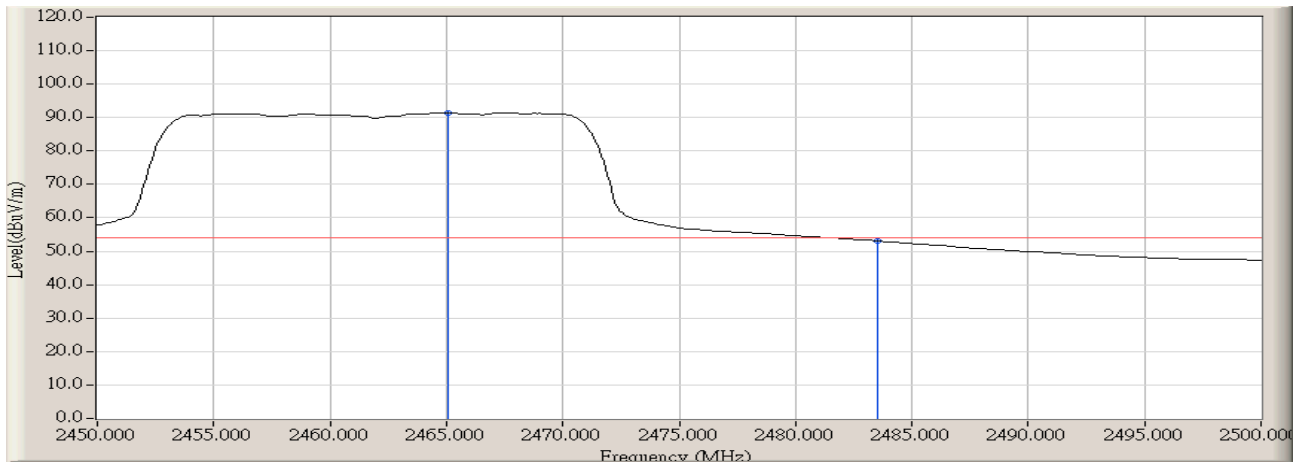
		Frequency (MHz)	Correct Factor (dB)	Reading Level (dBuV)	Measure Level (dBuV/m)	Margin (dB)	Limit (dBuV/m)	Detector Type
1		2390.000	32.722	19.491	52.213	-1.757	53.970	AVERAGE
2	*	2405.150	32.726	58.121	90.848	N/A	N/A	AVERAGE

Engineer : Robin	
Site : AC-2 (3m Semi-Anechoic Chamber)	Time : 2008/08/11 - 15:16
Limit : FCC_SpartC_15.209_03M_PK	Margin : 0
EUT : Notebook(Intel 5300)	Probe : BBHA9120D_496(1-18GHz) - VERTICAL
Power : AC 120V/60Hz	Note : Mode 4: Transmit by 802.11n(20MHz) at channel 2462MHz Chain C



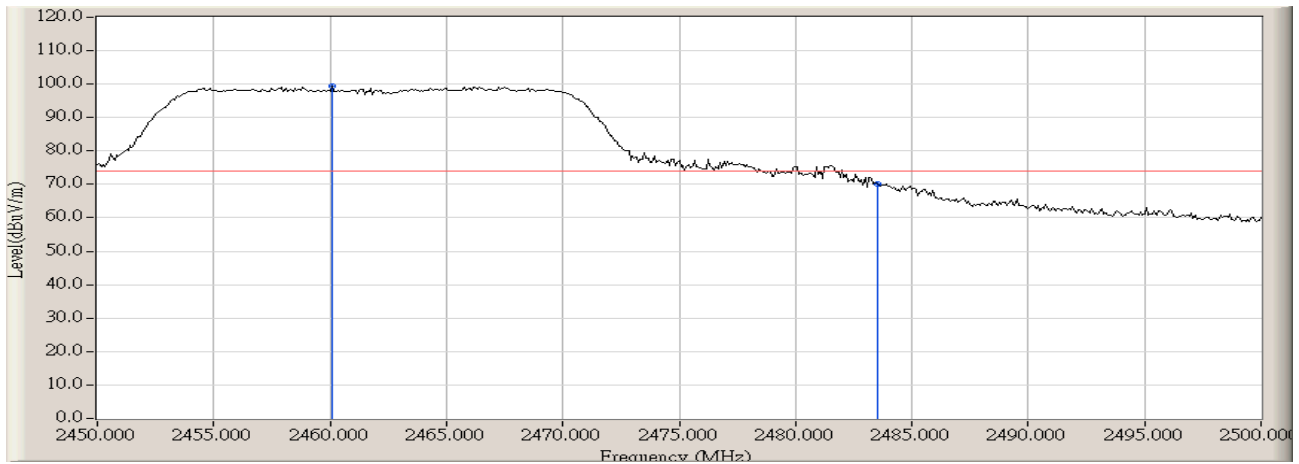
		Frequency (MHz)	Correct Factor (dB)	Reading Level (dBuV)	Measure Level (dBuV/m)	Margin (dB)	Limit (dBuV/m)	Detector Type
1	*	2464.250	32.790	68.696	101.486	N/A	N/A	PEAK
2		2483.500	32.787	38.606	71.393	-2.577	73.970	PEAK

Engineer : Robin	
Site : AC-2 (3m Semi-Anechoic Chamber)	Time : 2008/08/11 - 15:16
Limit : FCC_SpartC_15.209_03M_AV	Margin : 0
EUT : Notebook(Intel 5300)	Probe : BBHA9120D_496(1-18GHz) - VERTICAL
Power : AC 120V/60Hz	Note : Mode 4: Transmit by 802.11n(20MHz) at channel 2462MHz Chain C



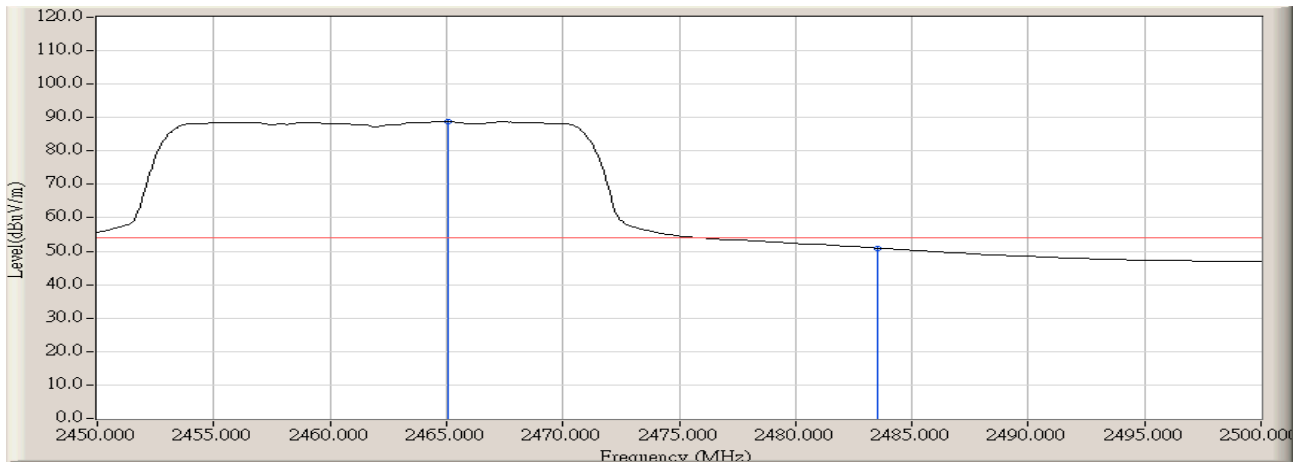
		Frequency (MHz)	Correct Factor (dB)	Reading Level (dBuV)	Measure Level (dBuV/m)	Margin (dB)	Limit (dBuV/m)	Detector Type
1	*	2465.083	32.790	58.598	91.388	N/A	N/A	AVERAGE
2		2483.500	32.787	20.276	53.063	-0.907	53.970	AVERAGE

Engineer : Robin	
Site : AC-2 (3m Semi-Anechoic Chamber)	Time : 2008/08/11 - 15:23
Limit : FCC_SpartC_15.209_03M_PK	Margin : 0
EUT : Notebook(Intel 5300)	Probe : BBHA9120D_496(1-18GHz) - HORIZONTAL
Power : AC 120V/60Hz	Note : Mode 4: Transmit by 802.11n(20MHz) at channel 2462MHz Chain C



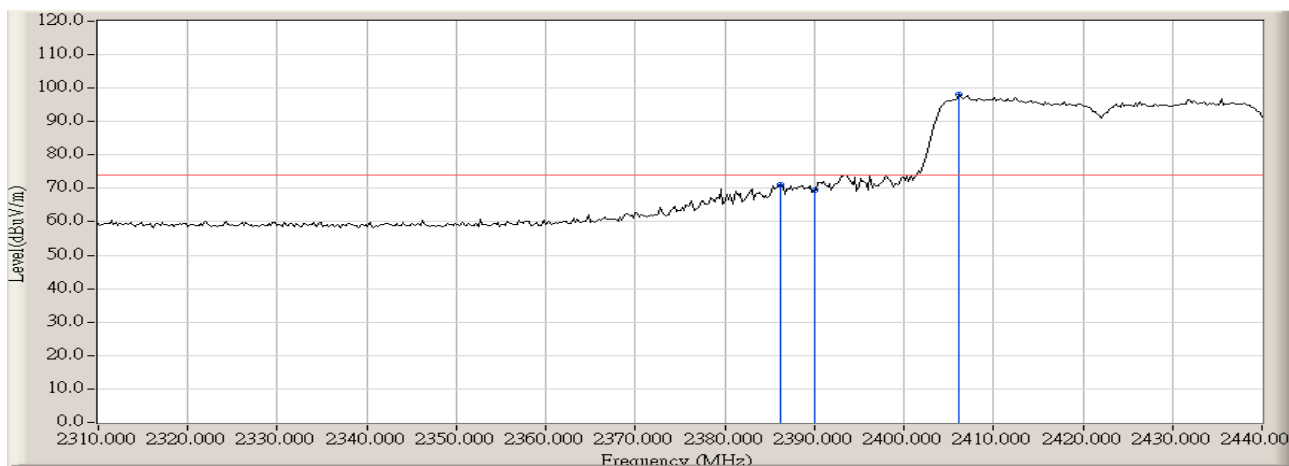
		Frequency (MHz)	Correct Factor (dB)	Reading Level (dBuV)	Measure Level (dBuV/m)	Margin (dB)	Limit (dBuV/m)	Detector Type
1	*	2460.083	32.789	66.682	99.471	N/A	N/A	PEAK
2		2483.500	32.787	37.303	70.090	-3.880	73.970	PEAK

Engineer : Robin	
Site : AC-2 (3m Semi-Anechoic Chamber)	Time : 2008/08/11 - 15:23
Limit : FCC_SpartC_15.209_03M_AV	Margin : 0
EUT : Notebook(Intel 5300)	Probe : BBHA9120D_496(1-18GHz) - HORIZONTAL
Power : AC 120V/60Hz	Note : Mode 4: Transmit by 802.11n(20MHz) at channel 2462MHz Chain C



		Frequency (MHz)	Correct Factor (dB)	Reading Level (dBuV)	Measure Level (dBuV/m)	Margin (dB)	Limit (dBuV/m)	Detector Type
1	*	2465.083	32.790	55.970	88.760	N/A	N/A	AVERAGE
2		2483.500	32.787	18.132	50.919	-3.051	53.970	AVERAGE

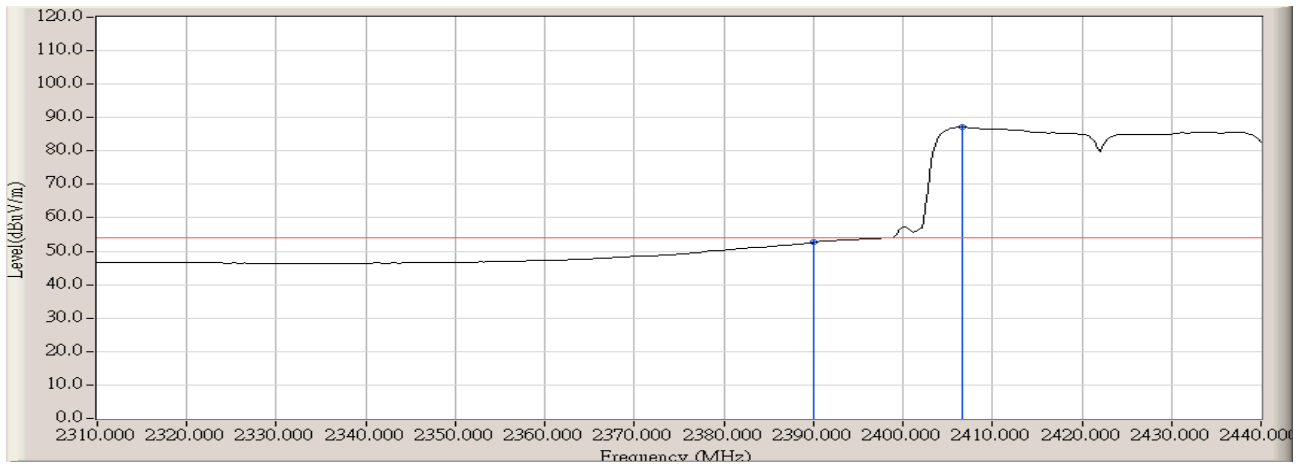
Engineer : Robin	
Site : AC-2 (3m Semi-Anechoic Chamber)	Time : 2008/08/11 - 15:27
Limit : FCC_SpartC_15.209_03M_PK	Margin : 0
EUT : Notebook(Intel 5300)	Probe : BBHA9120D_496(1-18GHz) - HORIZONTAL
Power : AC 120V/60Hz	Note : Mode 5: Transmit by 802.11n(40MHz) at channel 2422MHz Chain C



		Frequency (MHz)	Correct Factor (dB)	Reading Level (dBuV)	Measure Level (dBuV/m)	Margin (dB)	Limit (dBuV/m)	Detector Type
1		2386.267	32.725	38.296	71.021	-2.949	73.970	PEAK
2		2390.000	32.722	36.817	69.539	-4.431	73.970	PEAK
3	*	2406.200	32.727	65.470	98.197	N/A	N/A	PEAK

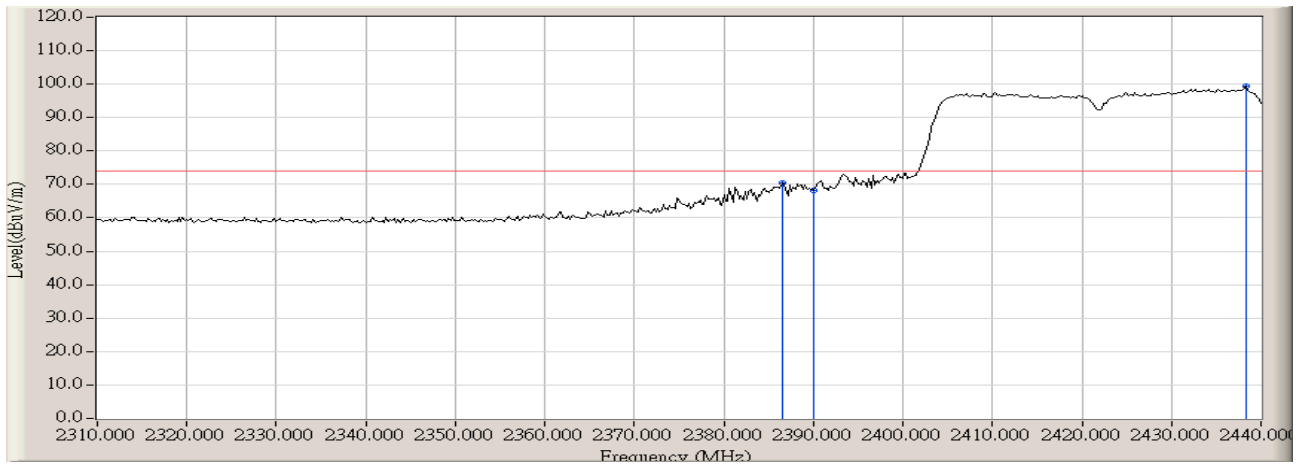


Engineer : Robin	
Site : AC-2 (3m Semi-Anechoic Chamber)	Time : 2008/08/11 - 15:28
Limit : FCC_SpartC_15.209_03M_AV	Margin : 0
EUT : Notebook(Intel 5300)	Probe : BBHA9120D_496(1-18GHz) - HORIZONTAL
Power : AC 120V/60Hz	Note : Mode 5: Transmit by 802.11n(40MHz) at channel 2422MHz Chain C



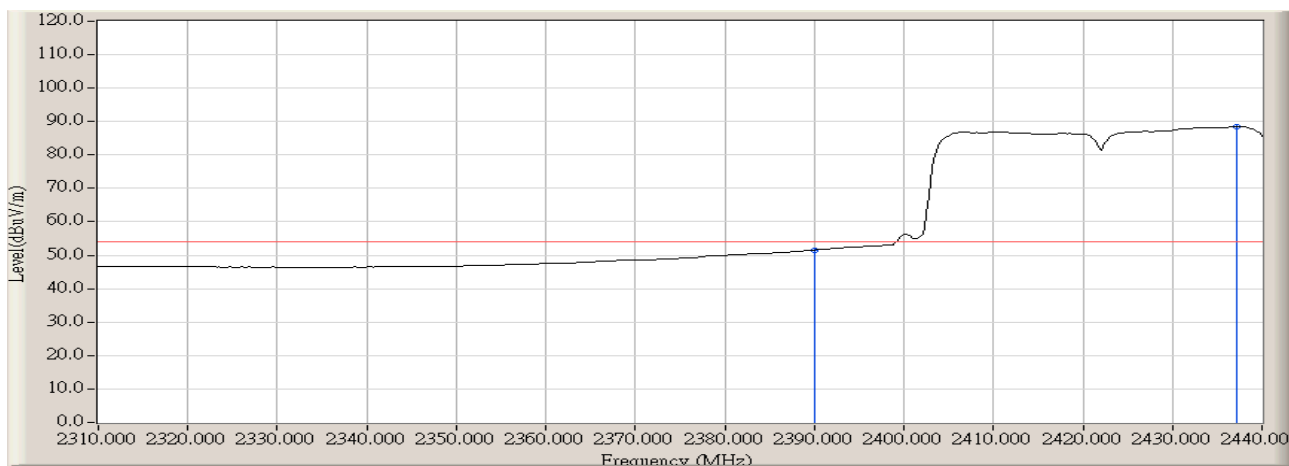
		Frequency (MHz)	Correct Factor (dB)	Reading Level (dBuV)	Measure Level (dBuV/m)	Margin (dB)	Limit (dBuV/m)	Detector Type
1		2390.000	32.722	19.890	52.612	-1.358	53.970	AVERAGE
2	*	2406.633	32.728	54.379	87.106	N/A	N/A	AVERAGE

Engineer : Robin	
Site : AC-2 (3m Semi-Anechoic Chamber)	Time : 2008/08/11 - 15:33
Limit : FCC_SpartC_15.209_03M_PK	Margin : 0
EUT : Notebook(Intel 5300)	Probe : BBHA9120D_496(1-18GHz) - VERTICAL
Power : AC 120V/60Hz	Note : Mode 5: Transmit by 802.11n(40MHz) at channel 2422MHz Chain C



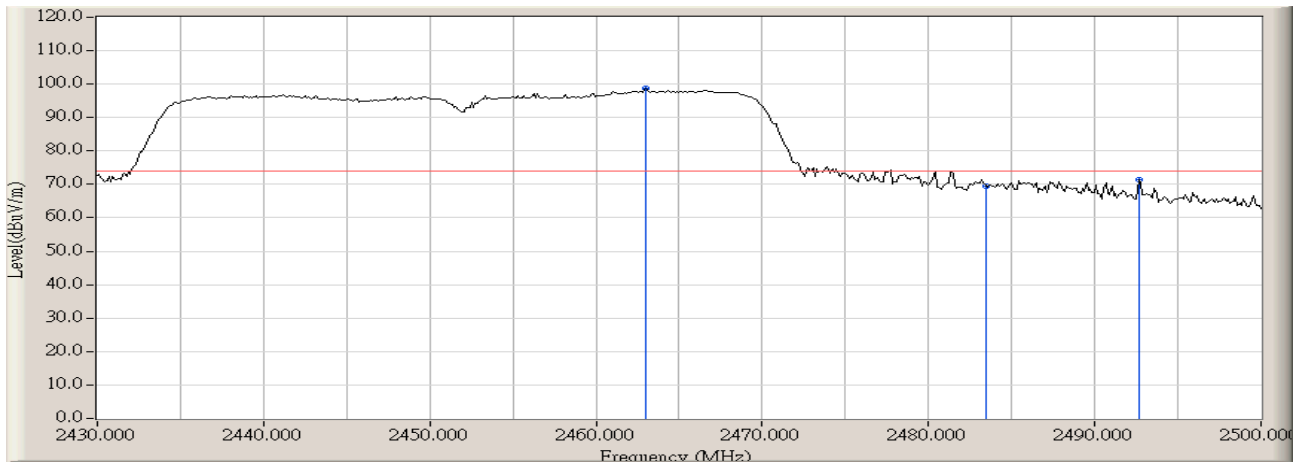
		Frequency (MHz)	Correct Factor (dB)	Reading Level (dBuV)	Measure Level (dBuV/m)	Margin (dB)	Limit (dBuV/m)	Detector Type
1		2386.483	32.724	37.639	70.363	-3.607	73.970	PEAK
2		2390.000	32.722	35.592	68.314	-5.656	73.970	PEAK
3	*	2438.267	32.772	66.667	99.439	N/A	N/A	PEAK

Engineer : Robin	
Site : AC-2 (3m Semi-Anechoic Chamber)	Time : 2008/08/11 - 15:35
Limit : FCC_SpartC_15.209_03M_AV	Margin : 0
EUT : Notebook(Intel 5300)	Probe : BBHA9120D_496(1-18GHz) - VERTICAL
Power : AC 120V/60Hz	Note : Mode 5: Transmit by 802.11n(40MHz) at channel 2422MHz Chain C



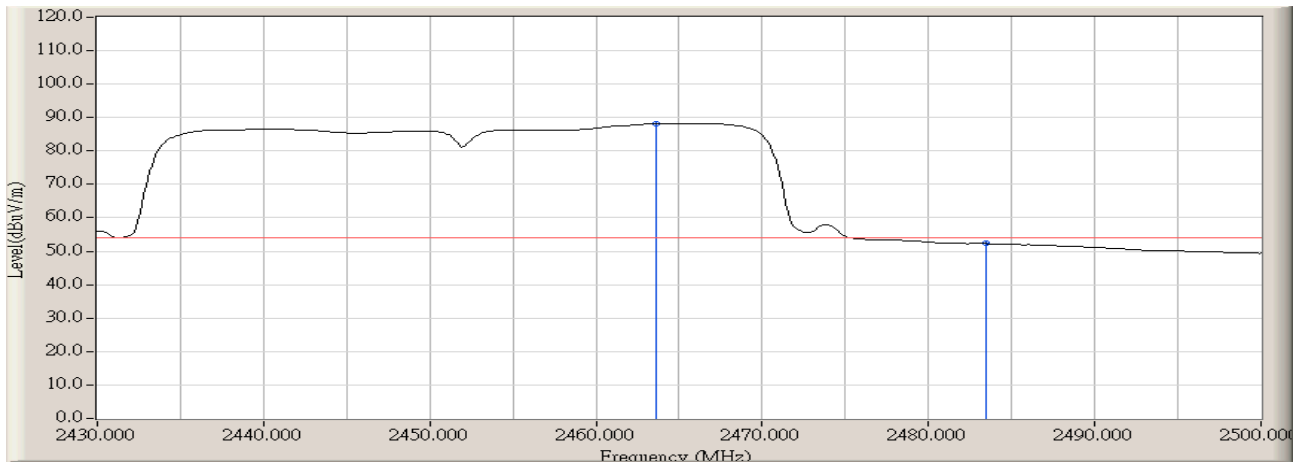
		Frequency (MHz)	Correct Factor (dB)	Reading Level (dBuV)	Measure Level (dBuV/m)	Margin (dB)	Limit (dBuV/m)	Detector Type
1		2390.000	32.722	18.897	51.619	-2.351	53.970	AVERAGE
2	*	2437.183	32.771	55.707	88.478	N/A	N/A	AVERAGE

Engineer : Robin	
Site : AC-2 (3m Semi-Anechoic Chamber)	Time : 2008/08/11 - 15:51
Limit : FCC_SpartC_15.209_03M_PK	Margin : 0
EUT : Notebook(Intel 5300)	Probe : BBHA9120D_496(1-18GHz) - VERTICAL
Power : AC 120V/60Hz	Note : Mode 5: Transmit by 802.11n(40MHz) at channel 2452MHz Chain C



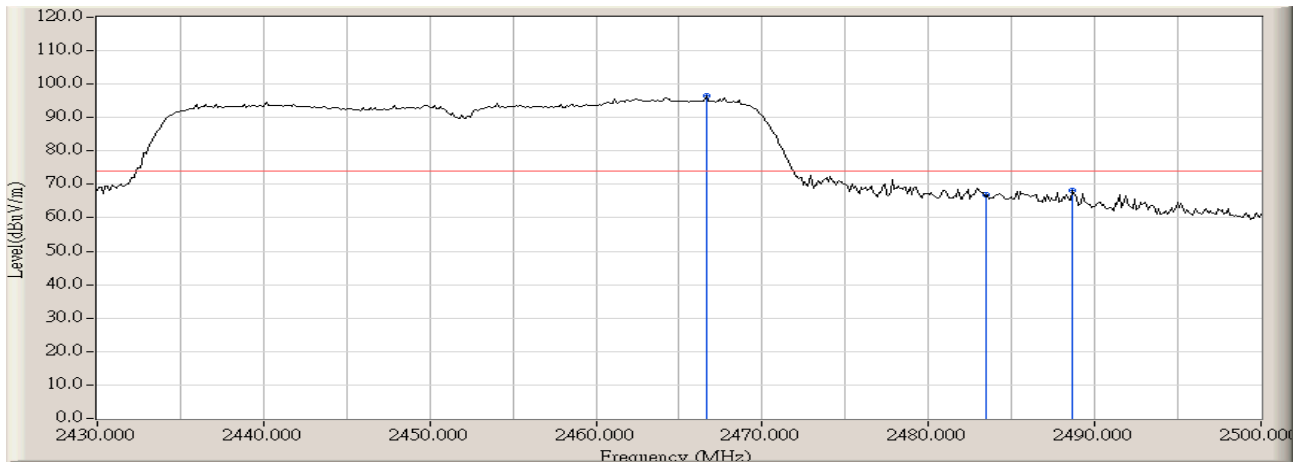
		Frequency (MHz)	Correct Factor (dB)	Reading Level (dBuV)	Measure Level (dBuV/m)	Margin (dB)	Limit (dBuV/m)	Detector Type
1	*	2463.017	32.790	65.960	98.750	N/A	N/A	PEAK
2		2483.500	32.787	36.682	69.469	-4.501	73.970	PEAK
3		2492.650	32.782	38.515	71.297	-2.673	73.970	PEAK

<b>Engineer : Robin</b>	
<b>Site : AC-2 (3m Semi-Anechoic Chamber)</b>	<b>Time : 2008/08/11 - 15:52</b>
<b>Limit : FCC_SpartC_15.209_03M_AV</b>	<b>Margin : 0</b>
<b>EUT : Notebook(Intel 5300)</b>	<b>Probe : BBHA9120D_496(1-18GHz) - VERTICAL</b>
<b>Power : AC 120V/60Hz</b>	<b>Note : Mode 5: Transmit by 802.11n(40MHz) at channel 2452MHz Chain C</b>



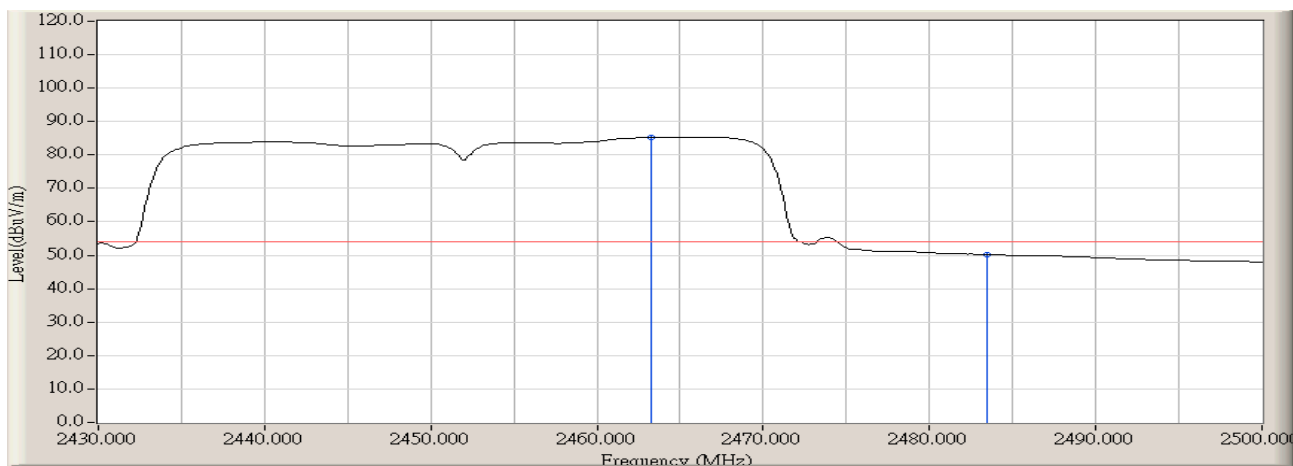
		Frequency (MHz)	Correct Factor (dB)	Reading Level (dBuV)	Measure Level (dBuV/m)	Margin (dB)	Limit (dBuV/m)	Detector Type
1	*	2463.600	32.790	55.344	88.134	N/A	N/A	AVERAGE
2		2483.500	32.787	19.497	52.284	-1.686	53.970	AVERAGE

Engineer : Robin	
Site : AC-2 (3m Semi-Anechoic Chamber)	Time : 2008/08/11 - 15:56
Limit : FCC_SpartC_15.209_03M_PK	Margin : 0
EUT : Notebook(Intel 5300)	Probe : BBHA9120D_496(1-18GHz) - HORIZONTAL
Power : AC 120V/60Hz	Note : Mode 5: Transmit by 802.11n(40MHz) at channel 2452MHz Chain C



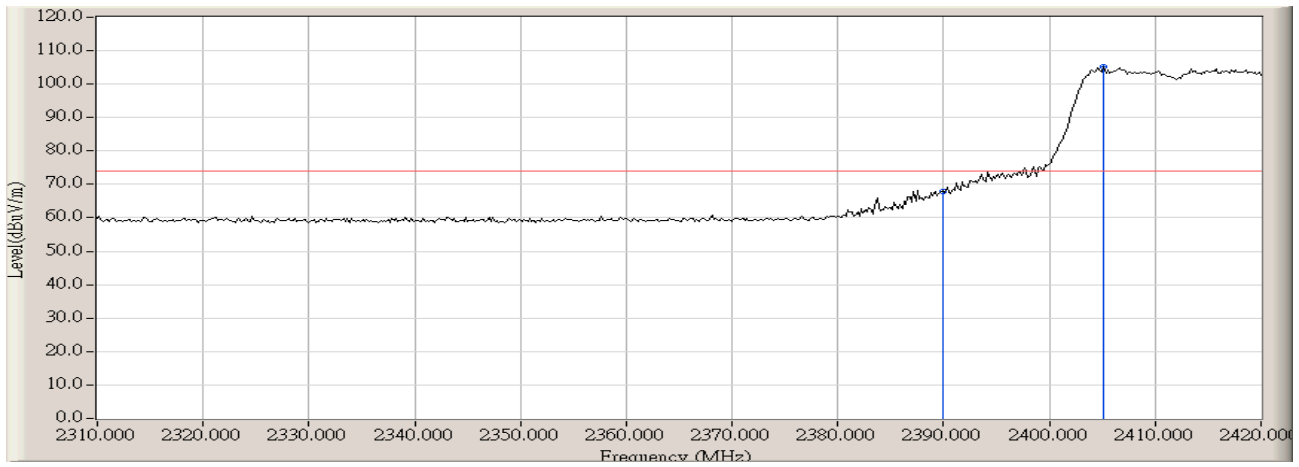
		Frequency (MHz)	Correct Factor (dB)	Reading Level (dBuV)	Measure Level (dBuV/m)	Margin (dB)	Limit (dBuV/m)	Detector Type
1	*	2466.633	32.790	63.599	96.389	N/A	N/A	PEAK
2		2483.500	32.787	33.972	66.759	-7.211	73.970	PEAK
3		2488.683	32.784	35.398	68.182	-5.788	73.970	PEAK

Engineer : Robin	
Site : AC-2 (3m Semi-Anechoic Chamber)	Time : 2008/08/11 - 15:57
Limit : FCC_SpartC_15.209_03M_AV	Margin : 0
EUT : Notebook(Intel 5300)	Probe : BBHA9120D_496(1-18GHz) - HORIZONTAL
Power : AC 120V/60Hz	Note : Mode 5: Transmit by 802.11n(40MHz) at channel 2452MHz Chain C



		Frequency (MHz)	Correct Factor (dB)	Reading Level (dBuV)	Measure Level (dBuV/m)	Margin (dB)	Limit (dBuV/m)	Detector Type
1	*	2463.250	32.790	52.613	85.403	N/A	N/A	AVERAGE
2		2483.500	32.787	17.494	50.281	-3.689	53.970	AVERAGE

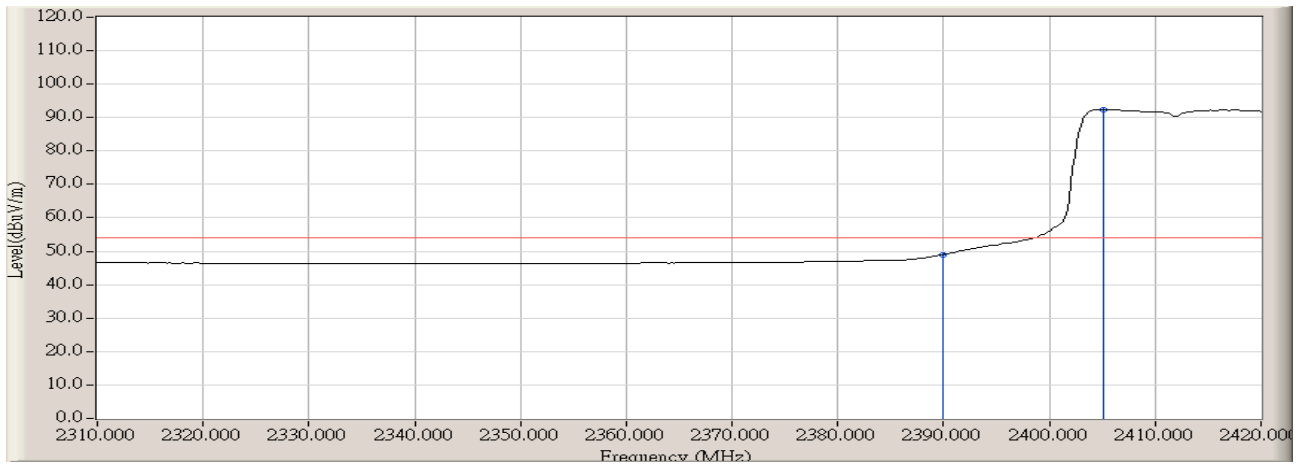
Engineer : Robin	
Site : AC-2 (3m Semi-Anechoic Chamber)	Time : 2008/08/11 - 19:14
Limit : FCC_SpartC_15.209_03M_PK	Margin : 0
EUT : Notebook(Intel 5300)	Probe : BBHA9120D_496(1-18GHz) - HORIZONTAL
Power : AC 120V/60Hz	Note : Mode 4: Transmit by 802.11n(20MHz) at channel 2412MHz (Chain A+B)



		Frequency (MHz)	Correct Factor (dB)	Reading Level (dBuV)	Measure Level (dBuV/m)	Margin (dB)	Limit (dBuV/m)	Detector Type
1		2390.000	32.722	35.316	68.038	-5.932	73.970	PEAK
2	*	2405.150	32.726	72.449	105.176	N/A	N/A	PEAK

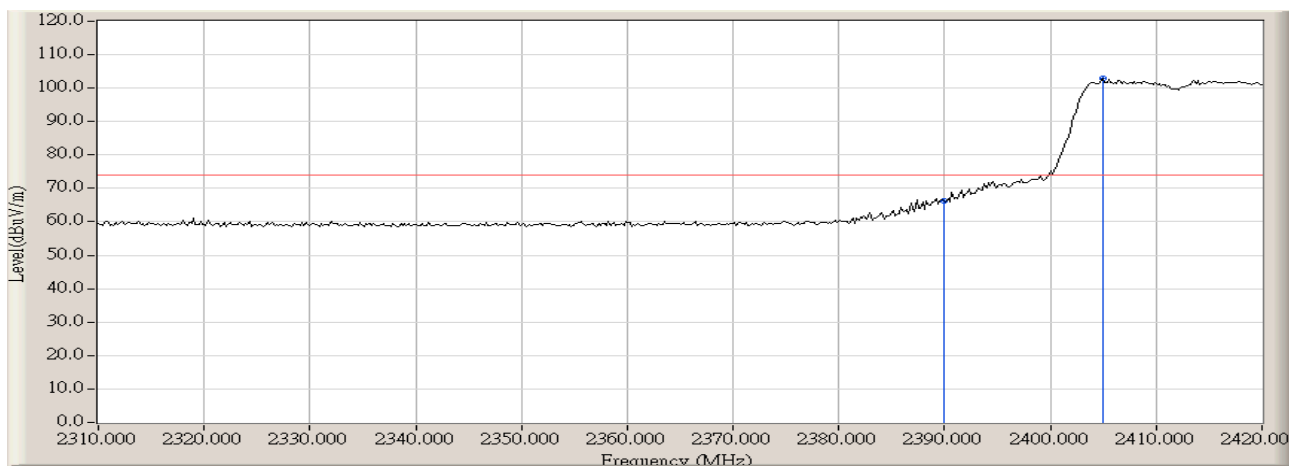


Engineer : Robin	
Site : AC-2 (3m Semi-Anechoic Chamber)	Time : 2008/08/11 - 19:15
Limit : FCC_SpartC_15.209_03M_AV	Margin : 0
EUT : Notebook(Intel 5300)	Probe : BBHA9120D_496(1-18GHz) - HORIZONTAL
Power : AC 120V/60Hz	Note : Mode 4: Transmit by 802.11n(20MHz) at channel 2412MHz (Chain A+B)



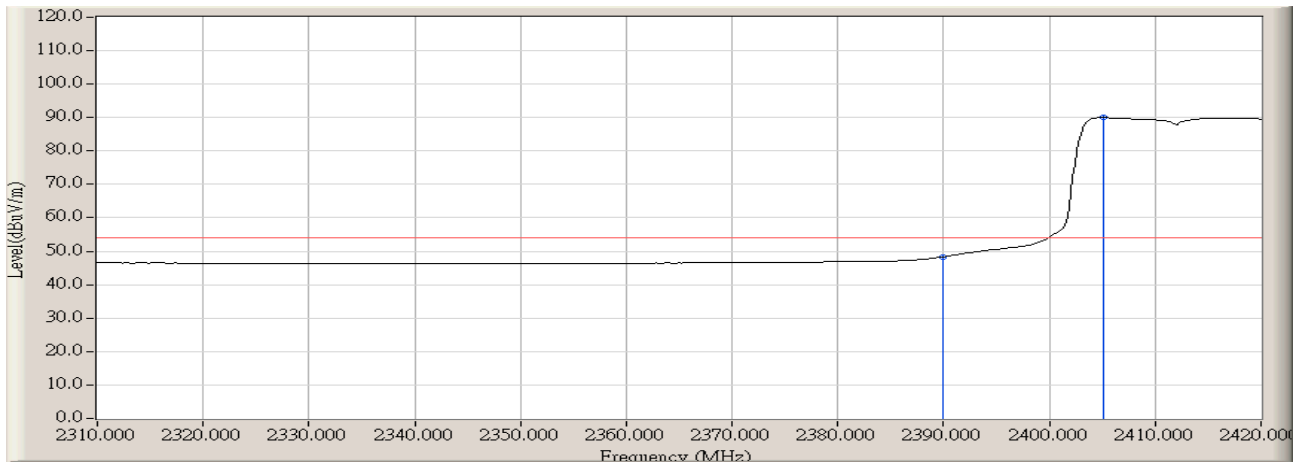
		Frequency (MHz)	Correct Factor (dB)	Reading Level (dBuV)	Measure Level (dBuV/m)	Margin (dB)	Limit (dBuV/m)	Detector Type
1		2390.000	32.722	16.299	49.021	-4.949	53.970	AVERAGE
2	*	2405.150	32.726	59.711	92.438	N/A	N/A	AVERAGE

Engineer : Robin	
Site : AC-2 (3m Semi-Anechoic Chamber)	Time : 2008/08/11 - 19:18
Limit : FCC_SpartC_15.209_03M_PK	Margin : 0
EUT : Notebook(Intel 5300)	Probe : BBHA9120D_496(1-18GHz) - VERTICAL
Power : AC 120V/60Hz	Note : Mode 4: Transmit by 802.11n(20MHz) at channel 2412MHz (Chain A+B)



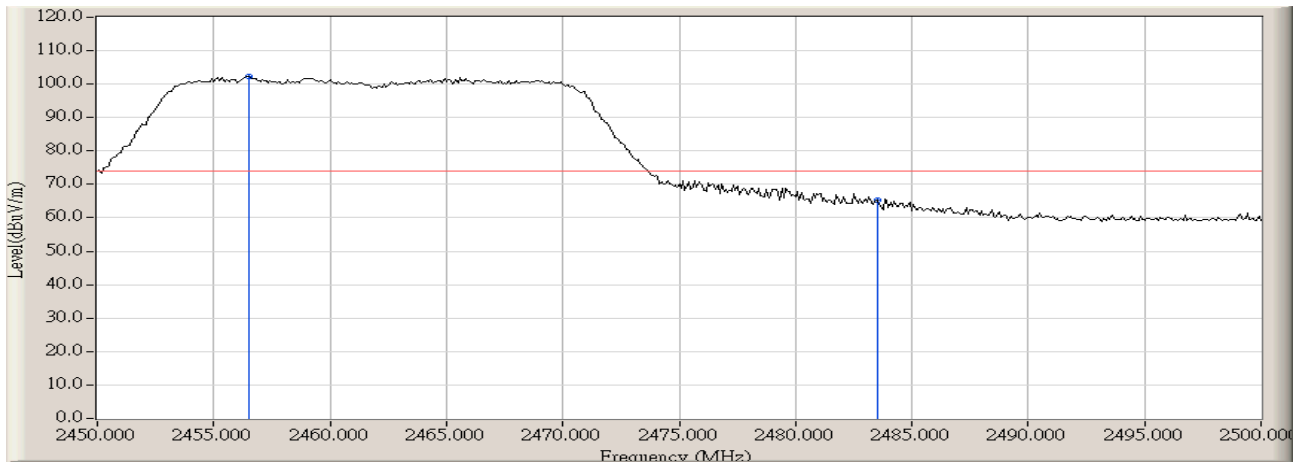
		Frequency (MHz)	Correct Factor (dB)	Reading Level (dBuV)	Measure Level (dBuV/m)	Margin (dB)	Limit (dBuV/m)	Detector Type
1		2390.000	32.722	33.565	66.287	-7.683	73.970	PEAK
2	*	2404.967	32.727	70.079	102.805	N/A	N/A	PEAK

Engineer : Robin	
Site : AC-2 (3m Semi-Anechoic Chamber)	Time : 2008/08/11 - 19:19
Limit : FCC_SpartC_15.209_03M_AV	Margin : 0
EUT : Notebook(Intel 5300)	Probe : BBHA9120D_496(1-18GHz) - VERTICAL
Power : AC 120V/60Hz	Note : Mode 4: Transmit by 802.11n(20MHz) at channel 2412MHz (Chain A+B)



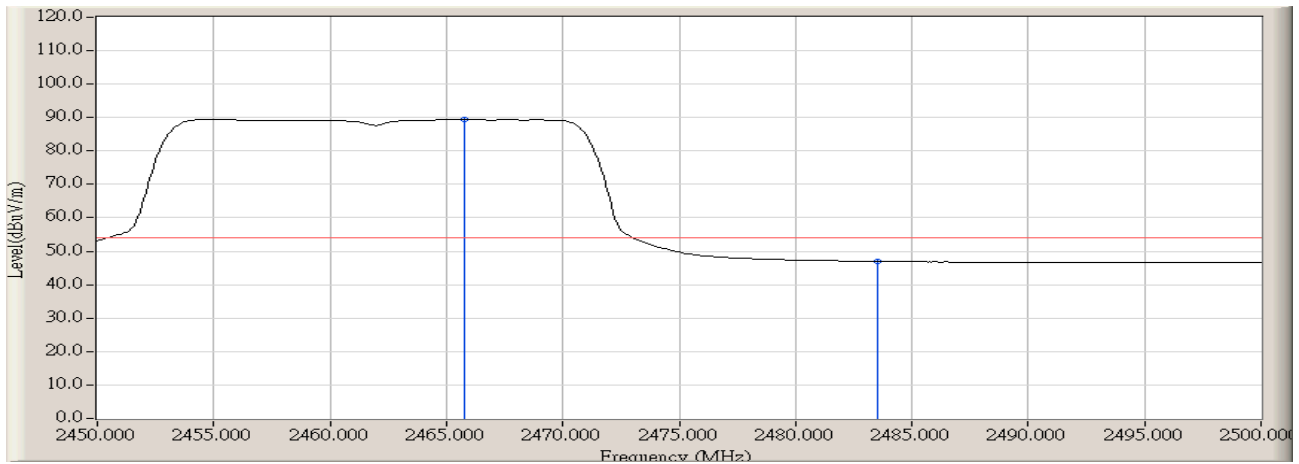
		Frequency (MHz)	Correct Factor (dB)	Reading Level (dBuV)	Measure Level (dBuV/m)	Margin (dB)	Limit (dBuV/m)	Detector Type
1		2390.000	32.722	15.611	48.333	-5.637	53.970	AVERAGE
2	*	2405.150	32.726	57.321	90.048	N/A	N/A	AVERAGE

Engineer : Robin	
Site : AC-2 (3m Semi-Anechoic Chamber)	Time : 2008/08/11 - 19:25
Limit : FCC_SpartC_15.209_03M_PK	Margin : 0
EUT : Notebook(Intel 5300)	Probe : BBHA9120D_496(1-18GHz) - HORIZONTAL
Power : AC 120V/60Hz	Note : Mode 4: Transmit by 802.11n(20MHz) at channel 2462MHz (Chain A+B)



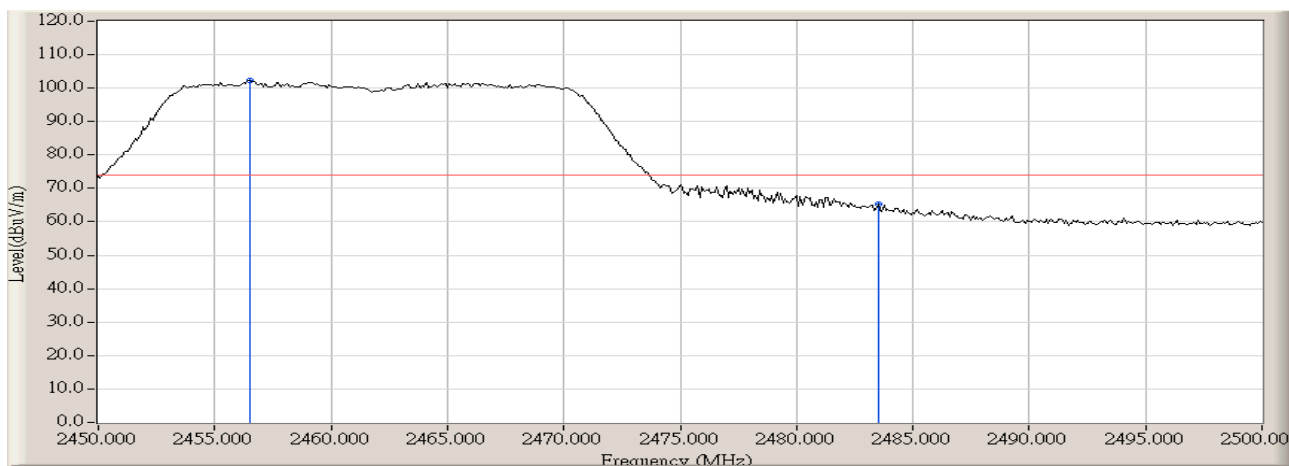
		Frequency (MHz)	Correct Factor (dB)	Reading Level (dBuV)	Measure Level (dBuV/m)	Margin (dB)	Limit (dBuV/m)	Detector Type
1	*	2456.500	32.787	69.537	102.324	N/A	N/A	PEAK
2		2483.500	32.787	32.498	65.285	-8.685	73.970	PEAK

Engineer : Robin	
Site : AC-2 (3m Semi-Anechoic Chamber)	Time : 2008/08/11 - 19:26
Limit : FCC_SpartC_15.209_03M_AV	Margin : 0
EUT : Notebook(Intel 5300)	Probe : BBHA9120D_496(1-18GHz) - HORIZONTAL
Power : AC 120V/60Hz	Note : Mode 4: Transmit by 802.11n(20MHz) at channel 2462MHz (Chain A+B)



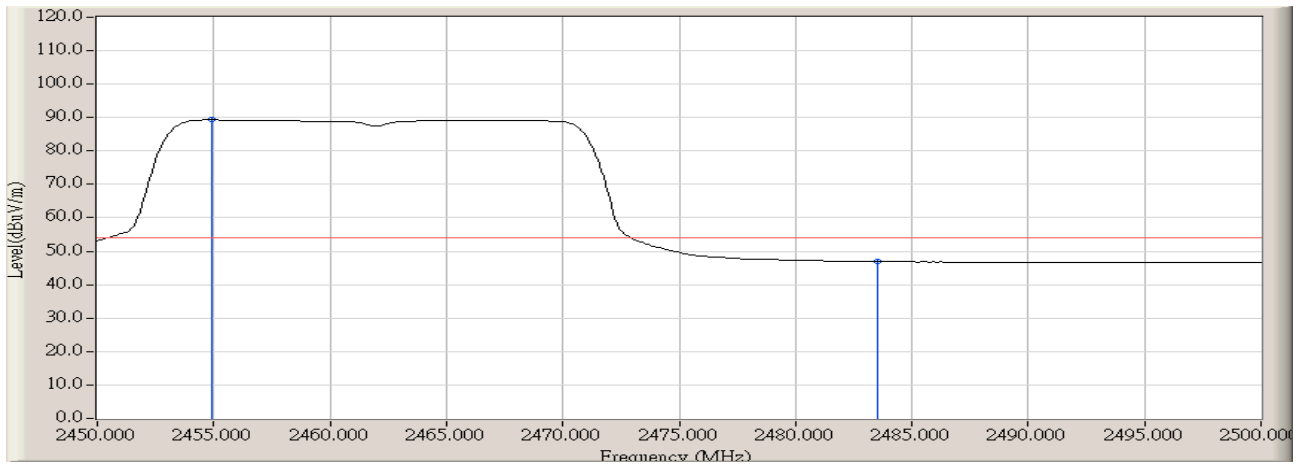
		Frequency (MHz)	Correct Factor (dB)	Reading Level (dBuV)	Measure Level (dBuV/m)	Margin (dB)	Limit (dBuV/m)	Detector Type
1	*	2465.750	32.790	56.663	89.453	N/A	N/A	AVERAGE
2		2483.500	32.787	14.175	46.962	-7.008	53.970	AVERAGE

Engineer : Robin	
Site : AC-2 (3m Semi-Anechoic Chamber)	Time : 2008/08/11 - 19:31
Limit : FCC_SpartC_15.209_03M_PK	Margin : 0
EUT : Notebook(Intel 5300)	Probe : BBHA9120D_496(1-18GHz) - VERTICAL
Power : AC 120V/60Hz	Note : Mode 4: Transmit by 802.11n(20MHz) at channel 2462MHz (Chain A+B)



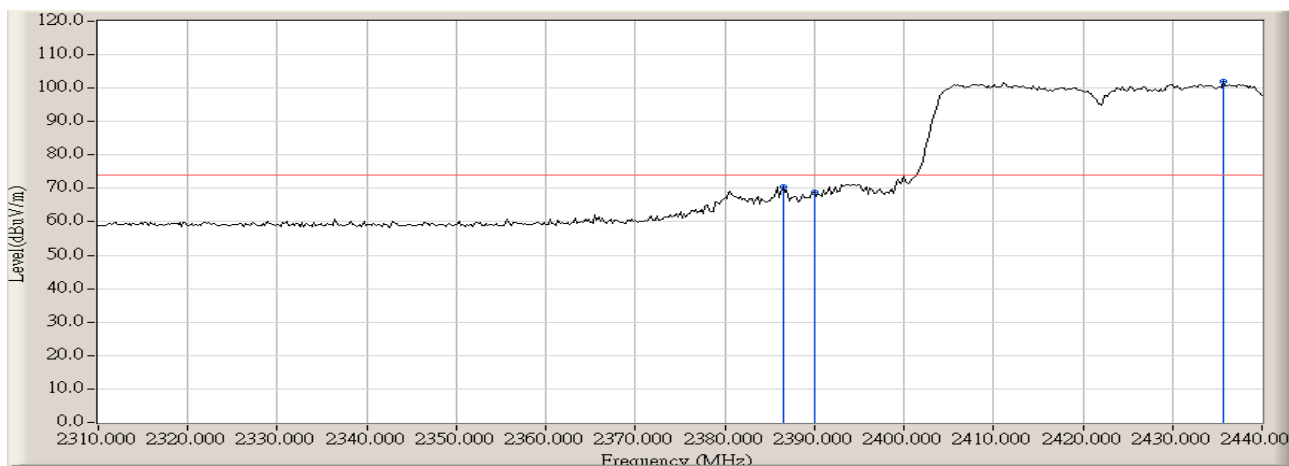
		Frequency (MHz)	Correct Factor (dB)	Reading Level (dBuV)	Measure Level (dBuV/m)	Margin (dB)	Limit (dBuV/m)	Detector Type
1	*	2456.500	32.787	69.388	102.175	N/A	N/A	PEAK
2		2483.500	32.787	32.641	65.428	-8.542	73.970	PEAK

Engineer : Robin	
Site : AC-2 (3m Semi-Anechoic Chamber)	Time : 2008/08/11 - 19:32
Limit : FCC_SpartC_15.209_03M_AV	Margin : 0
EUT : Notebook(Intel 5300)	Probe : BBHA9120D_496(1-18GHz) - VERTICAL
Power : AC 120V/60Hz	Note : Mode 4: Transmit by 802.11n(20MHz) at channel 2462MHz (Chain A+B)



		Frequency (MHz)	Correct Factor (dB)	Reading Level (dBuV)	Measure Level (dBuV/m)	Margin (dB)	Limit (dBuV/m)	Detector Type
1	*	2454.917	32.786	56.543	89.329	N/A	N/A	AVERAGE
2		2483.500	32.787	14.148	46.935	-7.035	53.970	AVERAGE

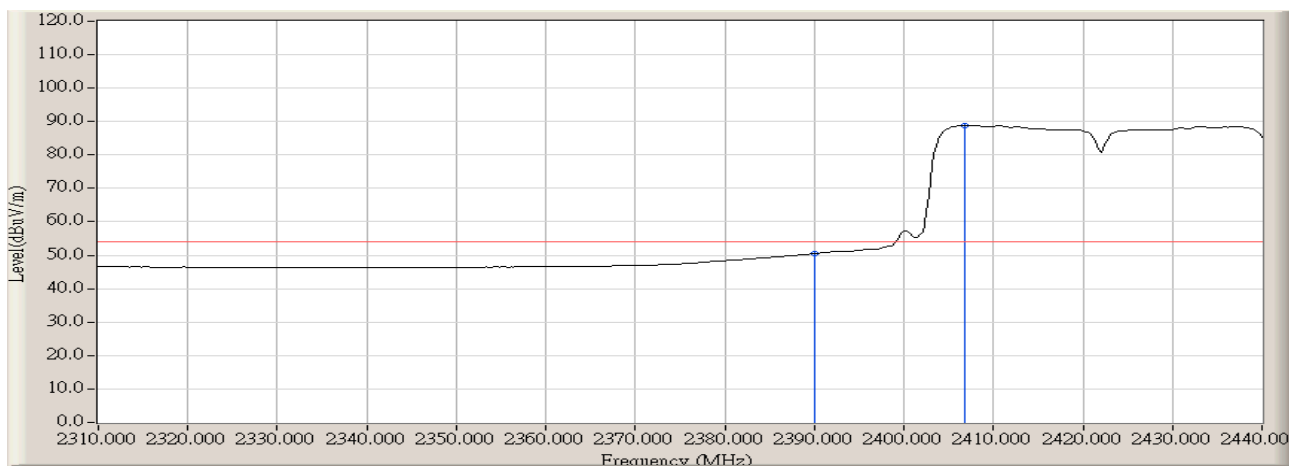
Engineer : Robin	
Site : AC-2 (3m Semi-Anechoic Chamber)	Time : 2008/08/11 - 19:41
Limit : FCC_SpartC_15.209_03M_PK	Margin : 0
EUT : Notebook(Intel 5300)	Probe : BBHA9120D_496(1-18GHz) - HORIZONTAL
Power : AC 120V/60Hz	Note : Mode 5: Transmit by 802.11n(40MHz) at channel 2422MHz (Chain A+B)



		Frequency (MHz)	Correct Factor (dB)	Reading Level (dBuV)	Measure Level (dBuV/m)	Margin (dB)	Limit (dBuV/m)	Detector Type
1		2386.483	32.724	37.880	70.604	-3.366	73.970	PEAK
2		2390.000	32.722	36.154	68.876	-5.094	73.970	PEAK
3	*	2435.667	32.769	69.216	101.985	N/A	N/A	PEAK

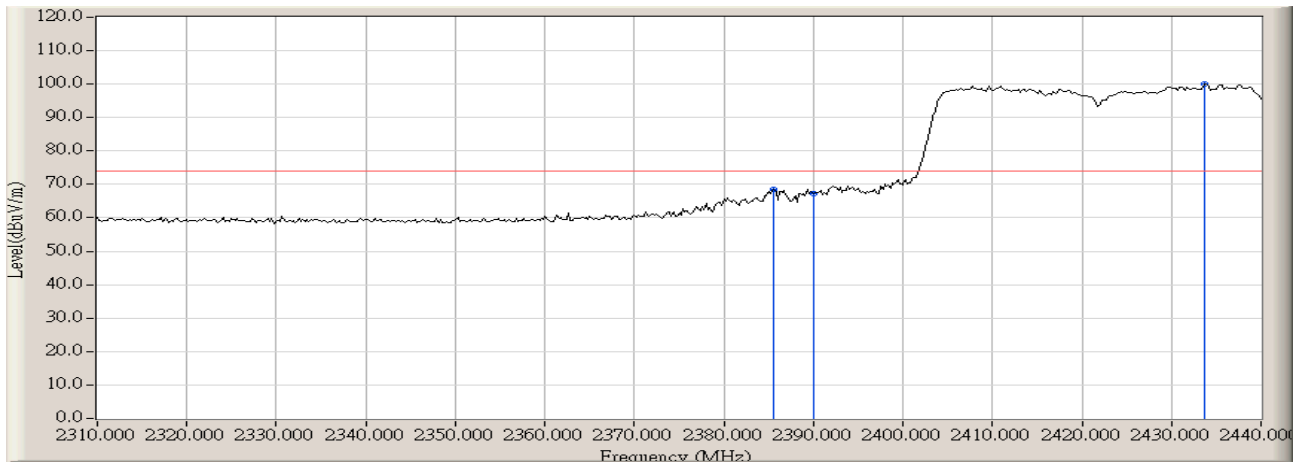


Engineer : Robin	
Site : AC-2 (3m Semi-Anechoic Chamber)	Time : 2008/08/11 - 19:41
Limit : FCC_SpartC_15.209_03M_AV	Margin : 0
EUT : Notebook(Intel 5300)	Probe : BBHA9120D_496(1-18GHz) - HORIZONTAL
Power : AC 120V/60Hz	Note : Mode 5: Transmit by 802.11n(40MHz) at channel 2422MHz (Chain A+B)



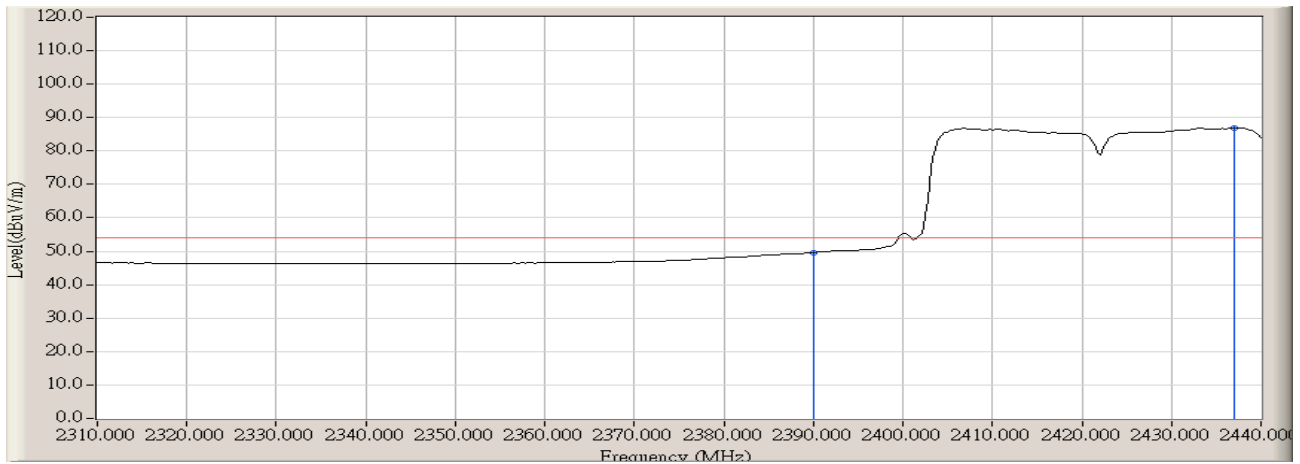
		Frequency (MHz)	Correct Factor (dB)	Reading Level (dBuV)	Measure Level (dBuV/m)	Margin (dB)	Limit (dBuV/m)	Detector Type
1		2390.000	32.722	17.720	50.442	-3.528	53.970	AVERAGE
2	*	2406.850	32.727	56.184	88.912	N/A	N/A	AVERAGE

Engineer : Robin	
Site : AC-2 (3m Semi-Anechoic Chamber)	Time : 2008/08/11 - 19:45
Limit : FCC_SpartC_15.209_03M_PK	Margin : 0
EUT : Notebook(Intel 5300)	Probe : BBHA9120D_496(1-18GHz) - VERTICAL
Power : AC 120V/60Hz	Note : Mode 5: Transmit by 802.11n(40MHz) at channel 2422MHz (Chain A+B)



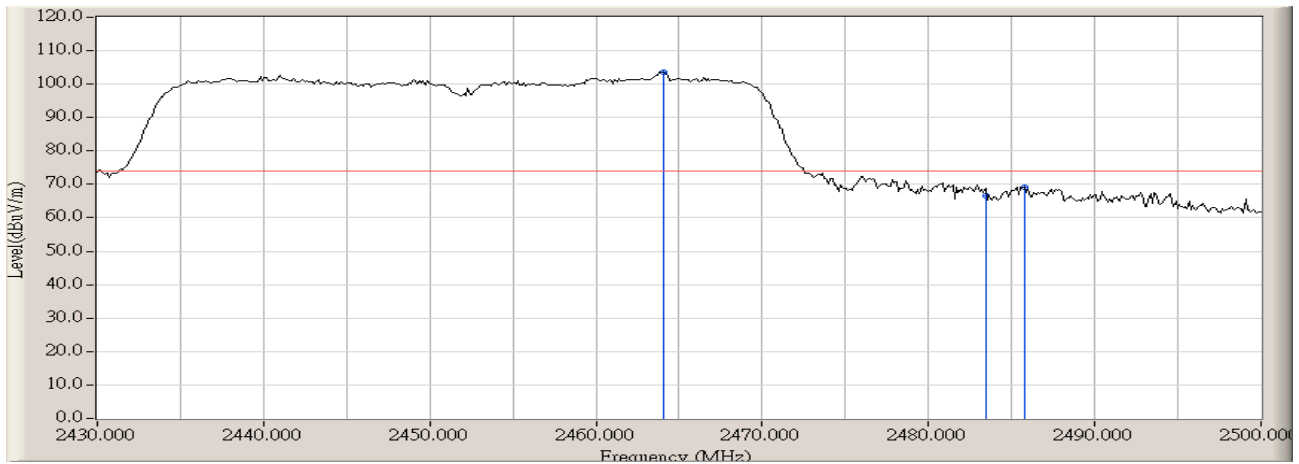
		Frequency (MHz)	Correct Factor (dB)	Reading Level (dBuV)	Measure Level (dBuV/m)	Margin (dB)	Limit (dBuV/m)	Detector Type
1		2385.617	32.725	35.660	68.385	-5.585	73.970	PEAK
2		2390.000	32.722	34.594	67.316	-6.654	73.970	PEAK
3	*	2433.717	32.767	67.415	100.182	N/A	N/A	PEAK

Engineer : Robin	
Site : AC-2 (3m Semi-Anechoic Chamber)	Time : 2008/08/11 - 19:45
Limit : FCC_SpartC_15.209_03M_AV	Margin : 0
EUT : Notebook(Intel 5300)	Probe : BBHA9120D_496(1-18GHz) - VERTICAL
Power : AC 120V/60Hz	Note : Mode 5: Transmit by 802.11n(40MHz) at channel 2422MHz (Chain A+B)



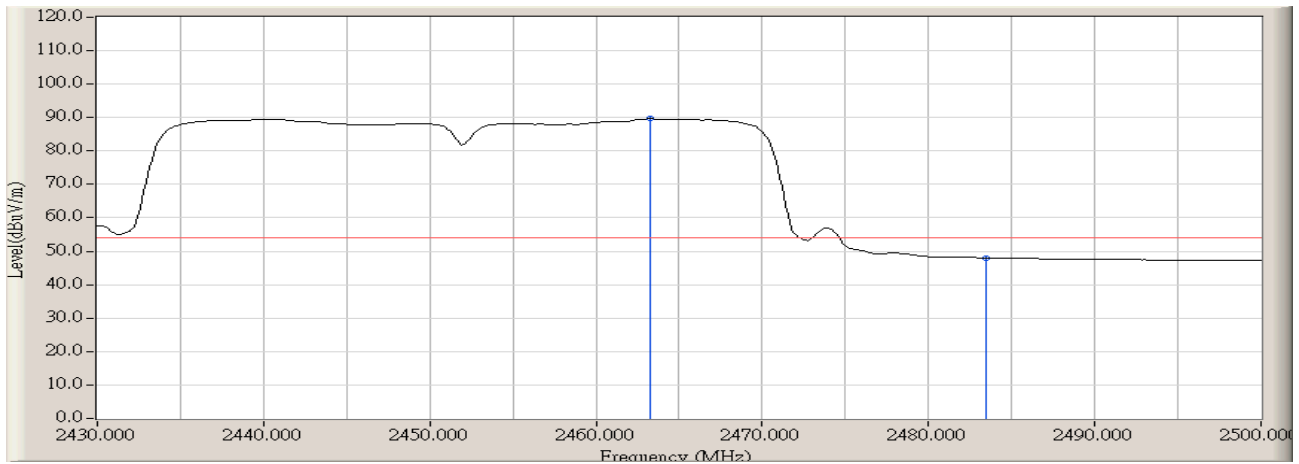
		Frequency (MHz)	Correct Factor (dB)	Reading Level (dBuV)	Measure Level (dBuV/m)	Margin (dB)	Limit (dBuV/m)	Detector Type
1		2390.000	32.722	16.921	49.643	-4.327	53.970	AVERAGE
2	*	2436.967	32.771	54.153	86.924	N/A	N/A	AVERAGE

Engineer : Robin	
Site : AC-2 (3m Semi-Anechoic Chamber)	Time : 2008/08/11 - 19:50
Limit : FCC_SpartC_15.209_03M_PK	Margin : 0
EUT : Notebook(Intel 5300)	Probe : BBHA9120D_496(1-18GHz) - HORIZONTAL
Power : AC 120V/60Hz	Note : Mode 5: Transmit by 802.11n(40MHz) at channel 2452MHz (Chain A+B)



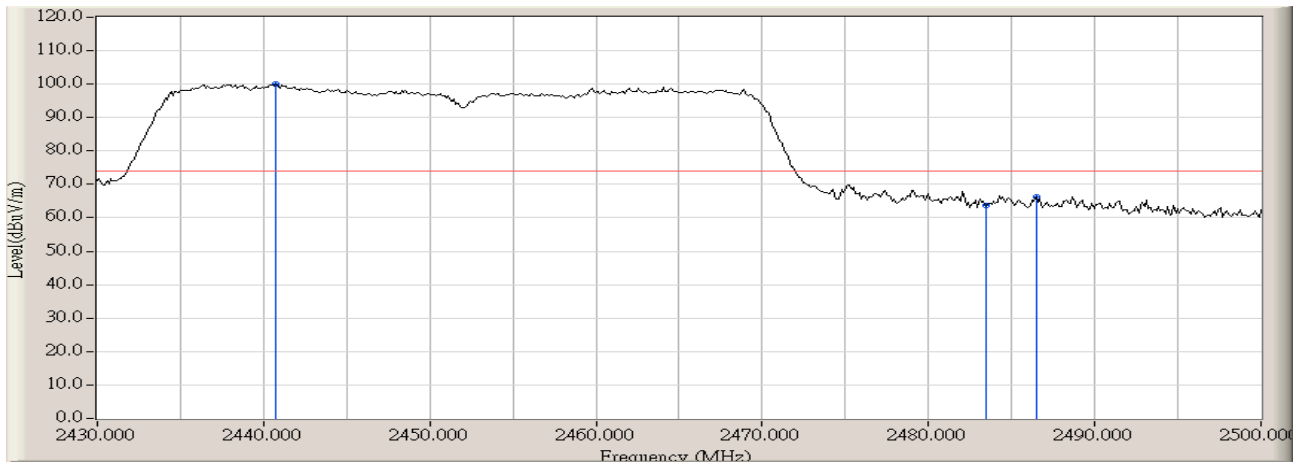
		Frequency (MHz)	Correct Factor (dB)	Reading Level (dBuV)	Measure Level (dBuV/m)	Margin (dB)	Limit (dBuV/m)	Detector Type
1	*	2464.067	32.790	70.840	103.630	N/A	N/A	PEAK
2		2483.500	32.787	33.948	66.735	-7.235	73.970	PEAK
3		2485.767	32.786	36.468	69.254	-4.716	73.970	PEAK

Engineer : Robin	
Site : AC-2 (3m Semi-Anechoic Chamber)	Time : 2008/08/11 - 19:50
Limit : FCC_SpartC_15.209_03M_AV	Margin : 0
EUT : Notebook(Intel 5300)	Probe : BBHA9120D_496(1-18GHz) - HORIZONTAL
Power : AC 120V/60Hz	Note : Mode 5: Transmit by 802.11n(40MHz) at channel 2452MHz (Chain A+B)



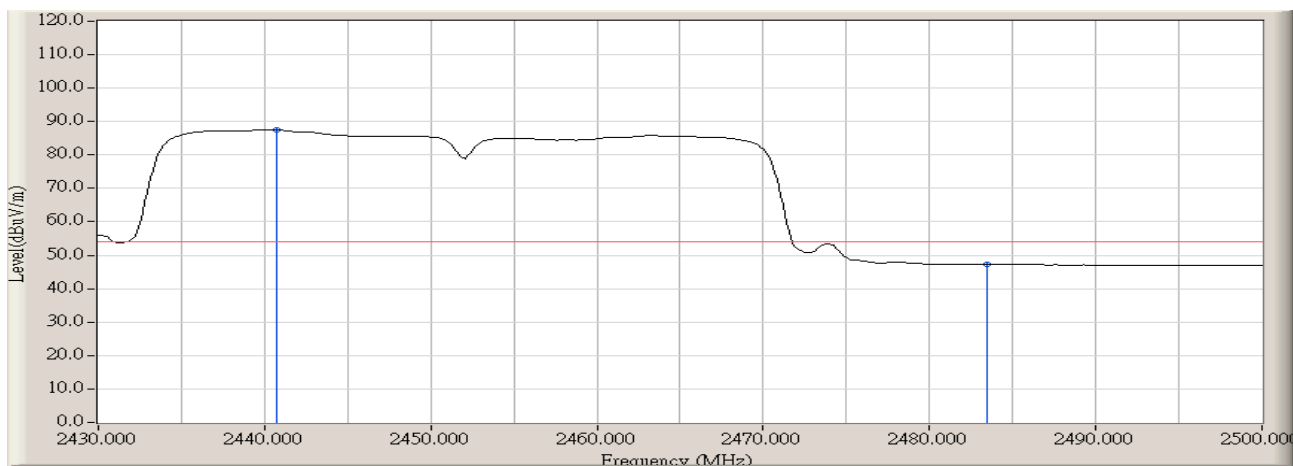
		Frequency (MHz)	Correct Factor (dB)	Reading Level (dBuV)	Measure Level (dBuV/m)	Margin (dB)	Limit (dBuV/m)	Detector Type
1	*	2463.250	32.790	56.839	89.629	N/A	N/A	AVERAGE
2		2483.500	32.787	15.161	47.948	-6.022	53.970	AVERAGE

Engineer : Robin	
Site : AC-2 (3m Semi-Anechoic Chamber)	Time : 2008/08/11 - 19:53
Limit : FCC_SpartC_15.209_03M_PK	Margin : 0
EUT : Notebook(Intel 5300)	Probe : BBHA9120D_496(1-18GHz) - VERTICAL
Power : AC 120V/60Hz	Note : Mode 5: Transmit by 802.11n(40MHz) at channel 2452MHz (Chain A+B)



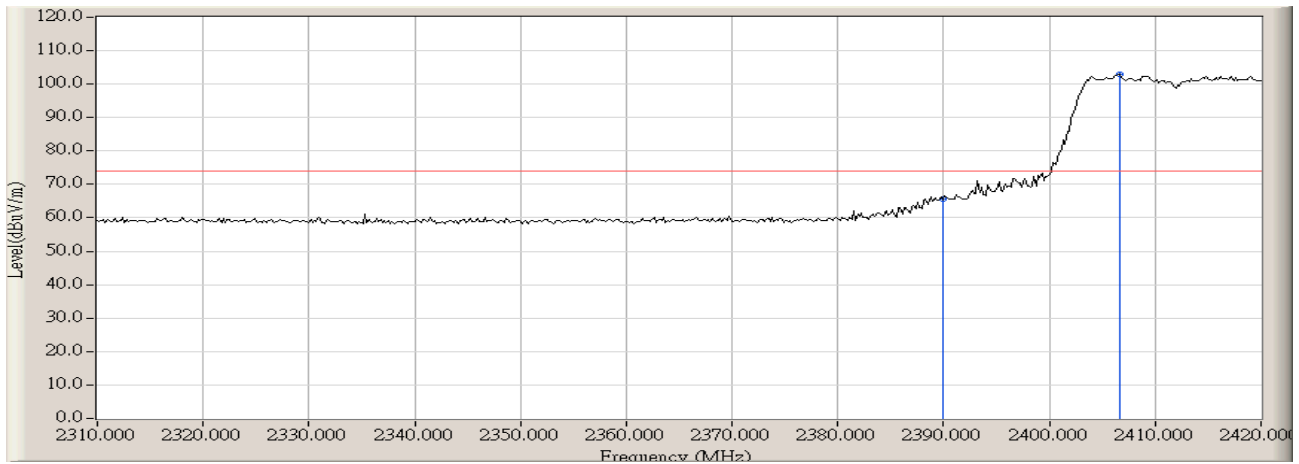
		Frequency (MHz)	Correct Factor (dB)	Reading Level (dBuV)	Measure Level (dBuV/m)	Margin (dB)	Limit (dBuV/m)	Detector Type
1	*	2440.733	32.775	67.317	100.092	N/A	N/A	PEAK
2		2483.500	32.787	30.959	63.746	-10.224	73.970	PEAK
3		2486.467	32.786	33.411	66.197	-7.773	73.970	PEAK

Engineer : Robin	
Site : AC-2 (3m Semi-Anechoic Chamber)	Time : 2008/08/11 - 19:54
Limit : FCC_SpartC_15.209_03M_AV	Margin : 0
EUT : Notebook(Intel 5300)	Probe : BBHA9120D_496(1-18GHz) - VERTICAL
Power : AC 120V/60Hz	Note : Mode 5: Transmit by 802.11n(40MHz) at channel 2452MHz (Chain A+B)



		Frequency (MHz)	Correct Factor (dB)	Reading Level (dBuV)	Measure Level (dBuV/m)	Margin (dB)	Limit (dBuV/m)	Detector Type
1	*	2440.733	32.775	54.806	87.581	N/A	N/A	AVERAGE
2		2483.500	32.787	14.402	47.189	-6.781	53.970	AVERAGE

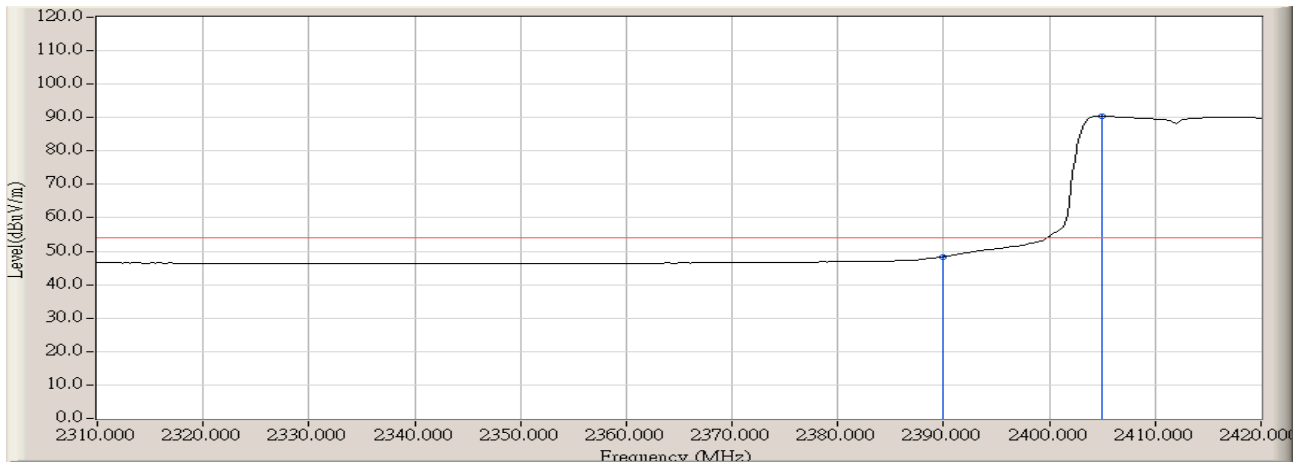
Engineer : Robin	
Site : AC-2 (3m Semi-Anechoic Chamber)	Time : 2008/08/11 - 19:58
Limit : FCC_SpartC_15.209_03M_PK	Margin : 0
EUT : Notebook(Intel 5300)	Probe : BBHA9120D_496(1-18GHz) - HORIZONTAL
Power : AC 120V/60Hz	Note : Mode 4: Transmit by 802.11n(20MHz) at channel 2412MHz (Chain A+C)



		Frequency (MHz)	Correct Factor (dB)	Reading Level (dBuV)	Measure Level (dBuV/m)	Margin (dB)	Limit (dBuV/m)	Detector Type
1		2390.000	32.722	32.965	65.687	-8.283	73.970	PEAK
2	*	2406.617	32.728	70.093	102.820	N/A	N/A	PEAK

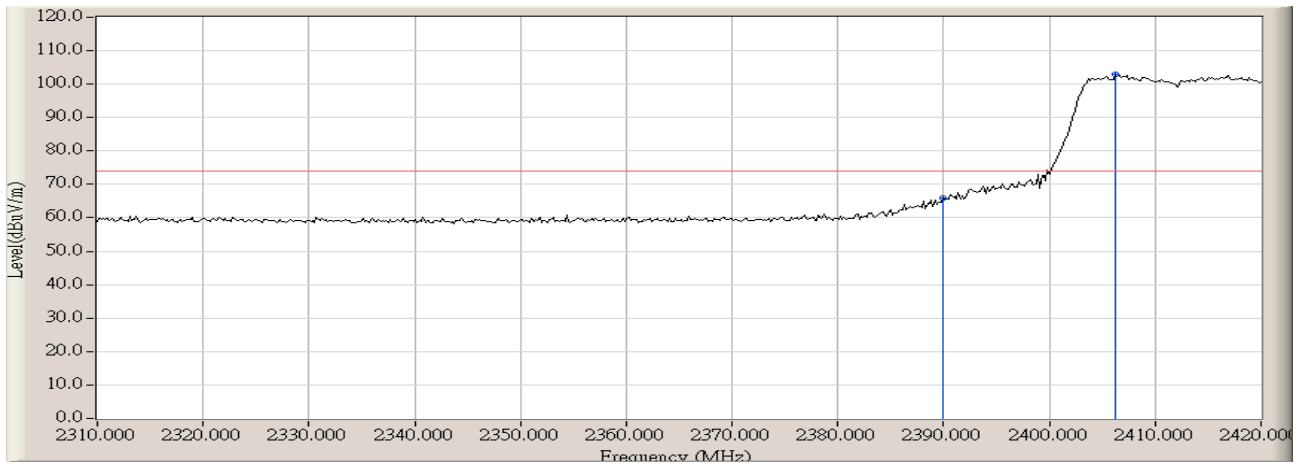


Engineer : Robin	
Site : AC-2 (3m Semi-Anechoic Chamber)	Time : 2008/08/11 - 19:58
Limit : FCC_SpartC_15.209_03M_AV	Margin : 0
EUT : Notebook(Intel 5300)	Probe : BBHA9120D_496(1-18GHz) - HORIZONTAL
Power : AC 120V/60Hz	Note : Mode 4: Transmit by 802.11n(20MHz) at channel 2412MHz (Chain A+C)



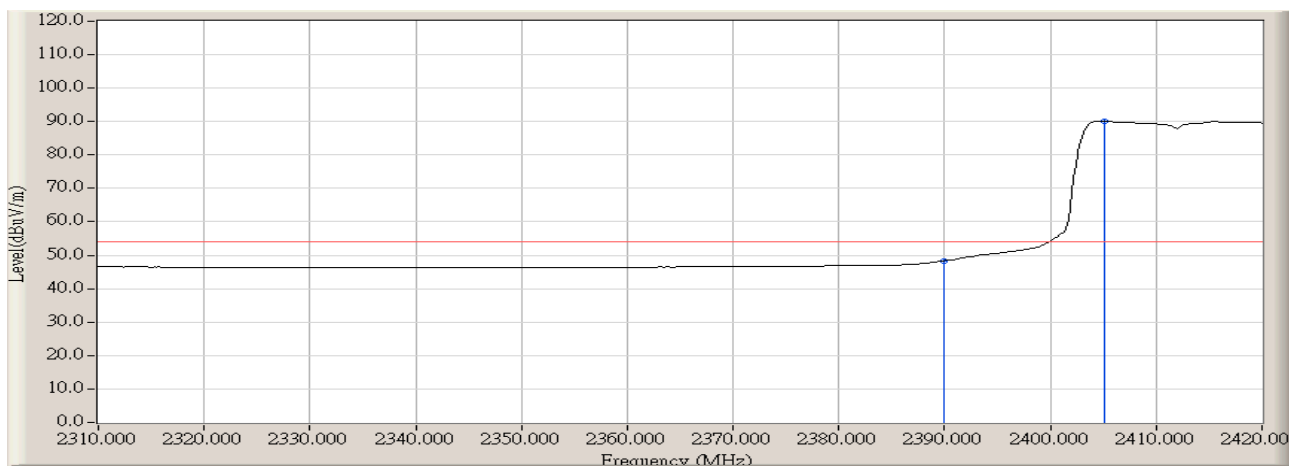
		Frequency (MHz)	Correct Factor (dB)	Reading Level (dBuV)	Measure Level (dBuV/m)	Margin (dB)	Limit (dBuV/m)	Detector Type
1		2390.000	32.722	15.683	48.405	-5.565	53.970	AVERAGE
2	*	2404.967	32.727	57.713	90.439	N/A	N/A	AVERAGE

Engineer : Robin	
Site : AC-2 (3m Semi-Anechoic Chamber)	Time : 2008/08/11 - 20:02
Limit : FCC_SpartC_15.209_03M_PK	Margin : 0
EUT : Notebook(Intel 5300)	Probe : BBHA9120D_496(1-18GHz) - VERTICAL
Power : AC 120V/60Hz	Note : Mode 4: Transmit by 802.11n(20MHz) at channel 2412MHz (Chain A+C)



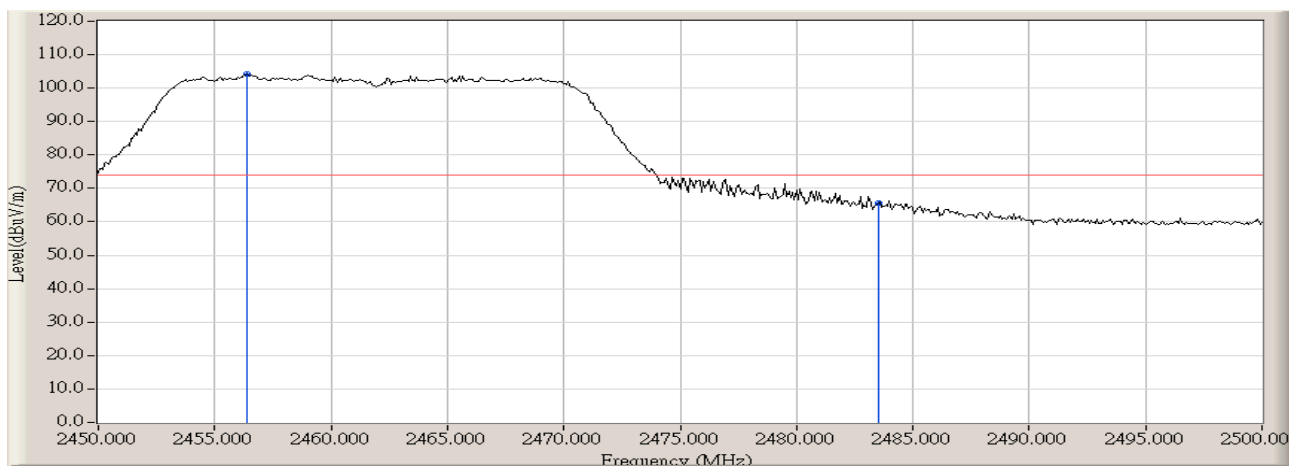
		Frequency (MHz)	Correct Factor (dB)	Reading Level (dBuV)	Measure Level (dBuV/m)	Margin (dB)	Limit (dBuV/m)	Detector Type
1		2390.000	32.722	33.133	65.855	-8.115	73.970	PEAK
2	*	2406.250	32.727	70.165	102.892	N/A	N/A	PEAK

Engineer : Robin	
Site : AC-2 (3m Semi-Anechoic Chamber)	Time : 2008/08/11 - 20:03
Limit : FCC_SpartC_15.209_03M_AV	Margin : 0
EUT : Notebook(Intel 5300)	Probe : BBHA9120D_496(1-18GHz) - VERTICAL
Power : AC 120V/60Hz	Note : Mode 4: Transmit by 802.11n(20MHz) at channel 2412MHz (Chain A+C)



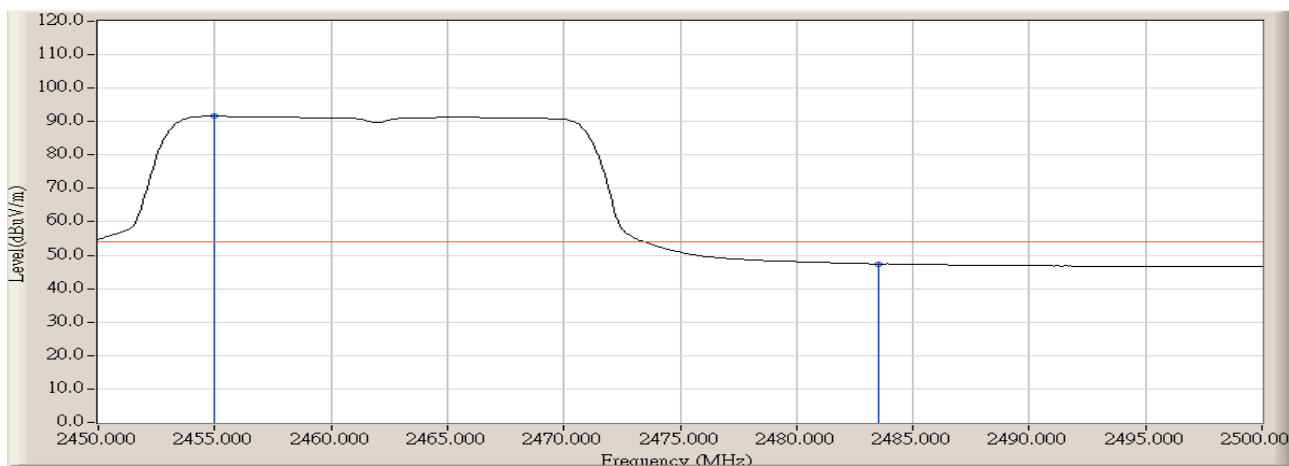
		Frequency (MHz)	Correct Factor (dB)	Reading Level (dBuV)	Measure Level (dBuV/m)	Margin (dB)	Limit (dBuV/m)	Detector Type
1		2390.000	32.722	15.642	48.364	-5.606	53.970	AVERAGE
2	*	2405.150	32.726	57.342	90.069	N/A	N/A	AVERAGE

Engineer : Robin	
Site : AC-2 (3m Semi-Anechoic Chamber)	Time : 2008/08/11 - 20:07
Limit : FCC_SpartC_15.209_03M_PK	Margin : 0
EUT : Notebook(Intel 5300)	Probe : BBHA9120D_496(1-18GHz) - HORIZONTAL
Power : AC 120V/60Hz	Note : Mode 4: Transmit by 802.11n(20MHz) at channel 2462MHz (Chain A+C)



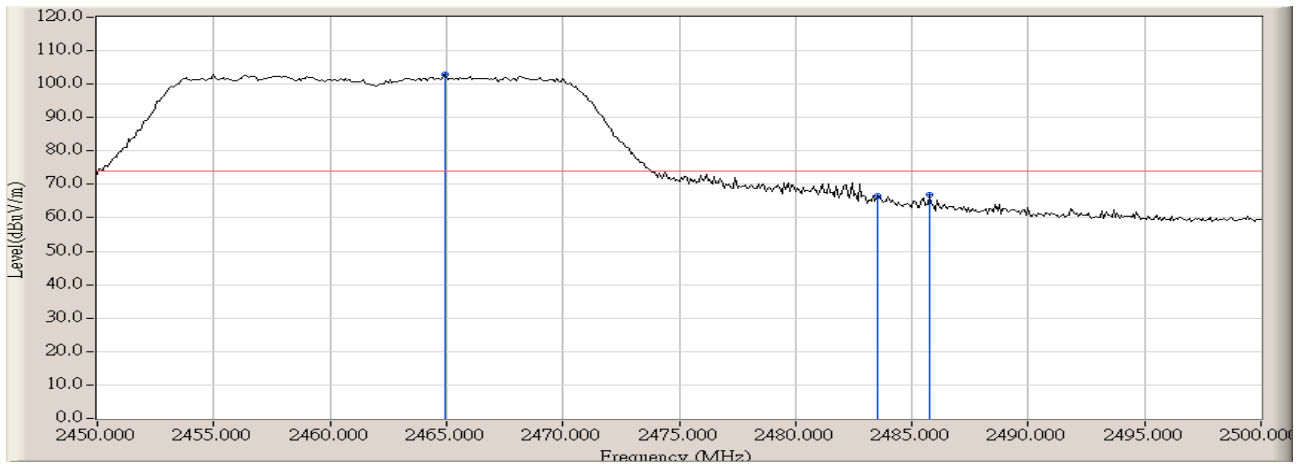
		Frequency (MHz)	Correct Factor (dB)	Reading Level (dBuV)	Measure Level (dBuV/m)	Margin (dB)	Limit (dBuV/m)	Detector Type
1	*	2456.417	32.787	71.325	104.112	N/A	N/A	PEAK
2		2483.500	32.787	32.836	65.623	-8.347	73.970	PEAK

Engineer : Robin	
Site : AC-2 (3m Semi-Anechoic Chamber)	Time : 2008/08/11 - 20:08
Limit : FCC_SpartC_15.209_03M_AV	Margin : 0
EUT : Notebook(Intel 5300)	Probe : BBHA9120D_496(1-18GHz) - HORIZONTAL
Power : AC 120V/60Hz	Note : Mode 4: Transmit by 802.11n(20MHz) at channel 2462MHz (Chain A+C)



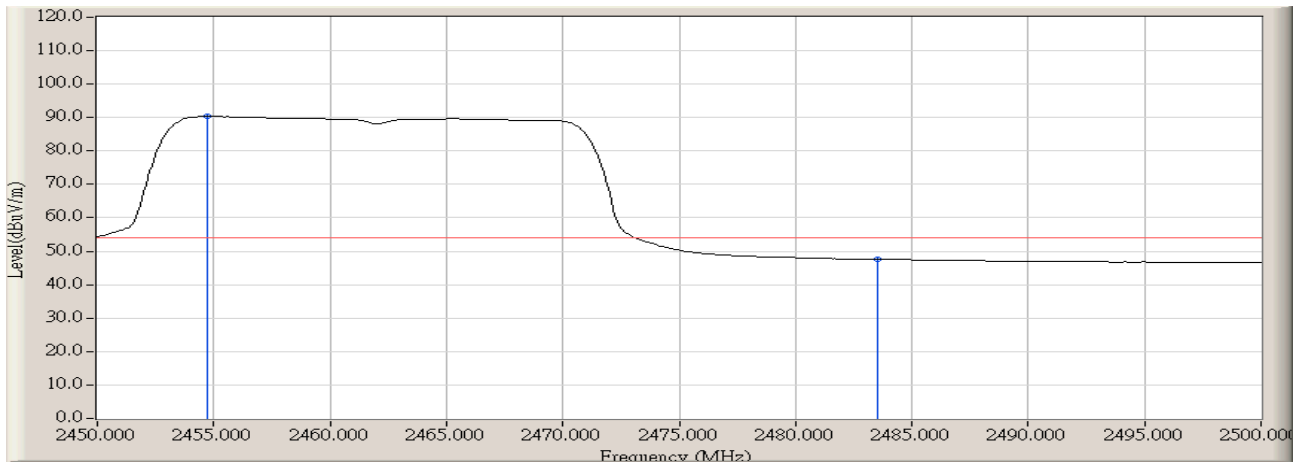
		Frequency (MHz)	Correct Factor (dB)	Reading Level (dBuV)	Measure Level (dBuV/m)	Margin (dB)	Limit (dBuV/m)	Detector Type
1	*	2455.000	32.786	58.852	91.638	N/A	N/A	AVERAGE
2		2483.500	32.787	14.620	47.407	-6.563	53.970	AVERAGE

Engineer : Robin	
Site : AC-2 (3m Semi-Anechoic Chamber)	Time : 2008/08/11 - 20:12
Limit : FCC_SpartC_15.209_03M_PK	Margin : 0
EUT : Notebook(Intel 5300)	Probe : BBHA9120D_496(1-18GHz) - VERTICAL
Power : AC 120V/60Hz	Note : Mode 4: Transmit by 802.11n(20MHz) at channel 2462MHz (Chain A+C)



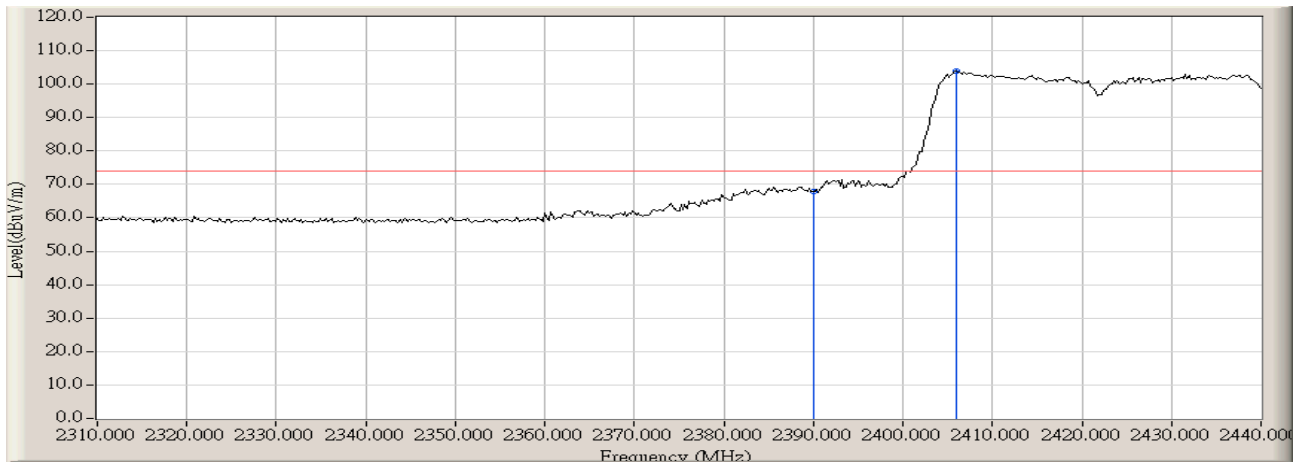
		Frequency (MHz)	Correct Factor (dB)	Reading Level (dBuV)	Measure Level (dBuV/m)	Margin (dB)	Limit (dBuV/m)	Detector Type
1	*	2464.917	32.790	70.271	103.061	N/A	N/A	PEAK
2		2483.500	32.787	33.802	66.589	-7.381	73.970	PEAK
3		2485.750	32.786	34.090	66.876	-7.094	73.970	PEAK

Engineer : Robin	
Site : AC-2 (3m Semi-Anechoic Chamber)	Time : 2008/08/11 - 20:13
Limit : FCC_SpartC_15.209_03M_AV	Margin : 0
EUT : Notebook(Intel 5300)	Probe : BBHA9120D_496(1-18GHz) - VERTICAL
Power : AC 120V/60Hz	Note : Mode 4: Transmit by 802.11n(20MHz) at channel 2462MHz (Chain A+C)



		Frequency (MHz)	Correct Factor (dB)	Reading Level (dBuV)	Measure Level (dBuV/m)	Margin (dB)	Limit (dBuV/m)	Detector Type
1	*	2454.750	32.786	57.556	90.342	N/A	N/A	AVERAGE
2		2483.500	32.787	14.772	47.559	-6.411	53.970	AVERAGE

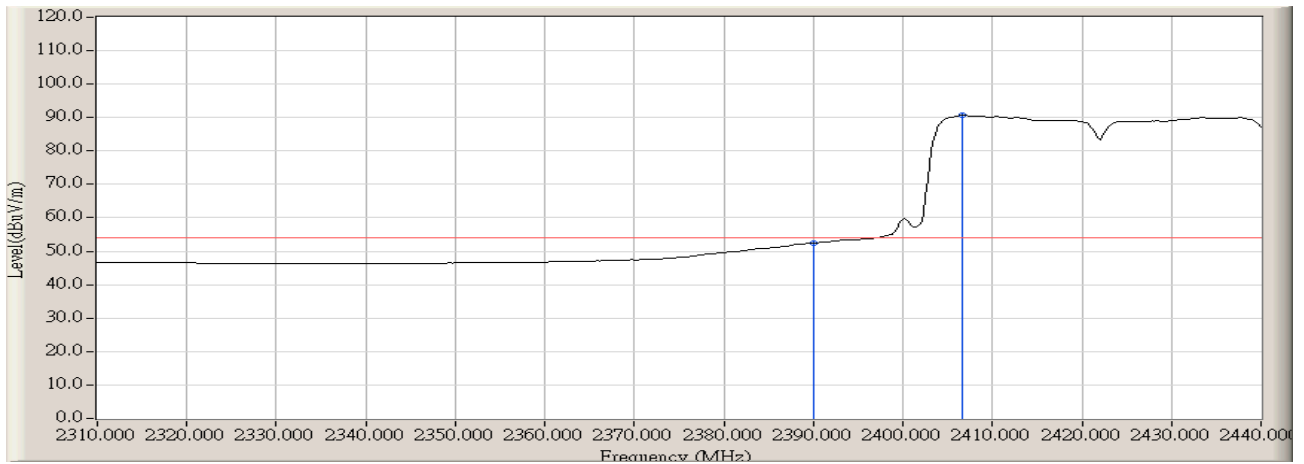
Engineer : Robin	
Site : AC-2 (3m Semi-Anechoic Chamber)	Time : 2008/08/11 - 20:19
Limit : FCC_SpartC_15.209_03M_PK	Margin : 0
EUT : Notebook(Intel 5300)	Probe : BBHA9120D_496(1-18GHz) - HORIZONTAL
Power : AC 120V/60Hz	Note : Mode 5: Transmit by 802.11n(40MHz) at channel 2422MHz (Chain A+C)



		Frequency (MHz)	Correct Factor (dB)	Reading Level (dBuV)	Measure Level (dBuV/m)	Margin (dB)	Limit (dBuV/m)	Detector Type
1		2390.000	32.722	35.223	67.945	-6.025	73.970	PEAK
2	*	2405.983	32.727	71.145	103.872	N/A	N/A	PEAK

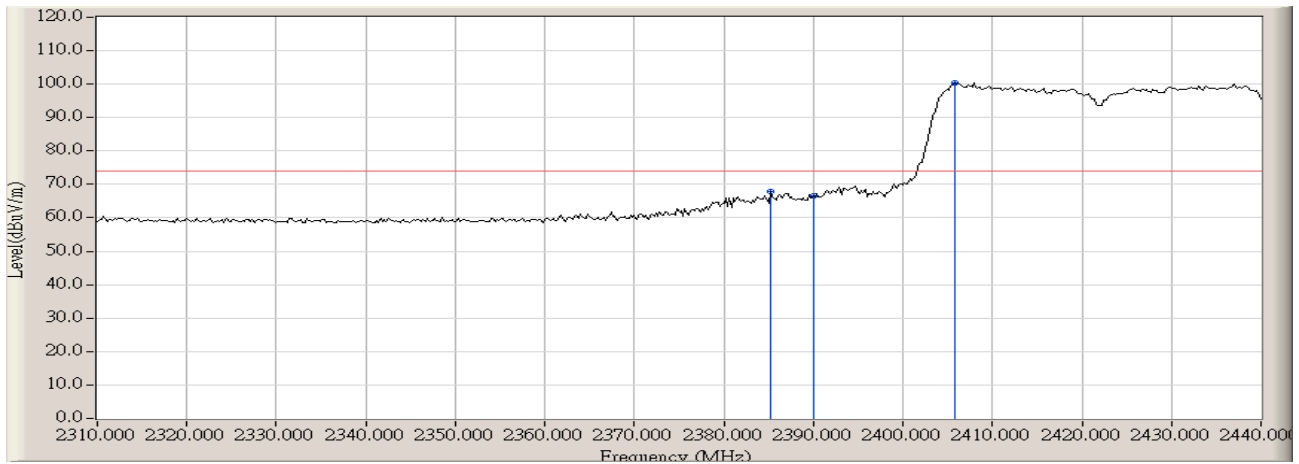


Engineer : Robin	
Site : AC-2 (3m Semi-Anechoic Chamber)	Time : 2008/08/11 - 20:19
Limit : FCC_SpartC_15.209_03M_AV	Margin : 0
EUT : Notebook(Intel 5300)	Probe : BBHA9120D_496(1-18GHz) - HORIZONTAL
Power : AC 120V/60Hz	Note : Mode 5: Transmit by 802.11n(40MHz) at channel 2422MHz (Chain A+C)



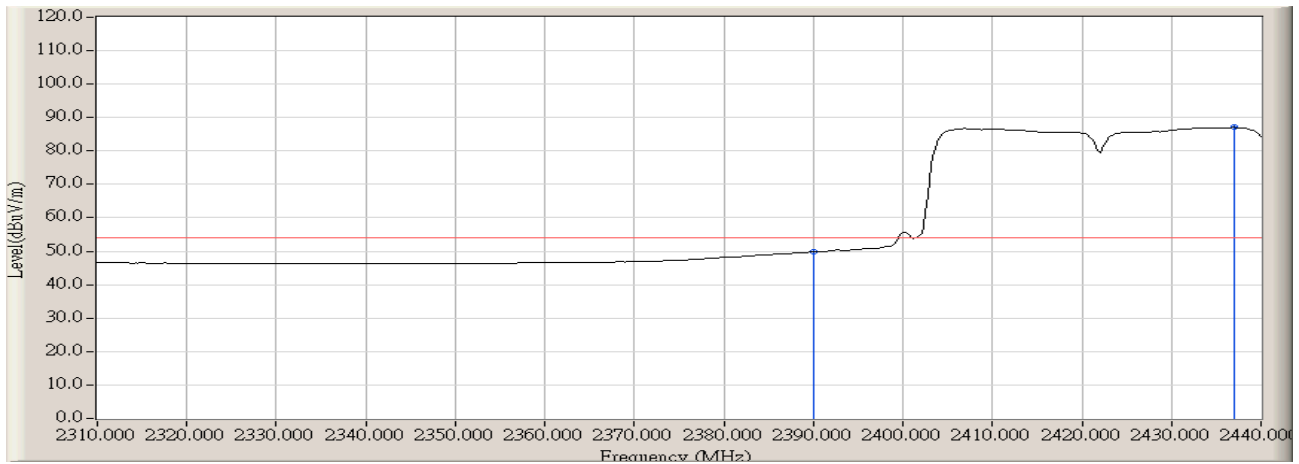
		Frequency (MHz)	Correct Factor (dB)	Reading Level (dBuV)	Measure Level (dBuV/m)	Margin (dB)	Limit (dBuV/m)	Detector Type
1		2390.000	32.722	19.758	52.480	-1.490	53.970	AVERAGE
2	*	2406.633	32.728	57.930	90.657	N/A	N/A	AVERAGE

Engineer : Robin	
Site : AC-2 (3m Semi-Anechoic Chamber)	Time : 2008/08/11 - 20:23
Limit : FCC_SpartC_15.209_03M_PK	Margin : 0
EUT : Notebook(Intel 5300)	Probe : BBHA9120D_496(1-18GHz) - VERTICAL
Power : AC 120V/60Hz	Note : Mode 5: Transmit by 802.11n(40MHz) at channel 2422MHz (Chain A+C)



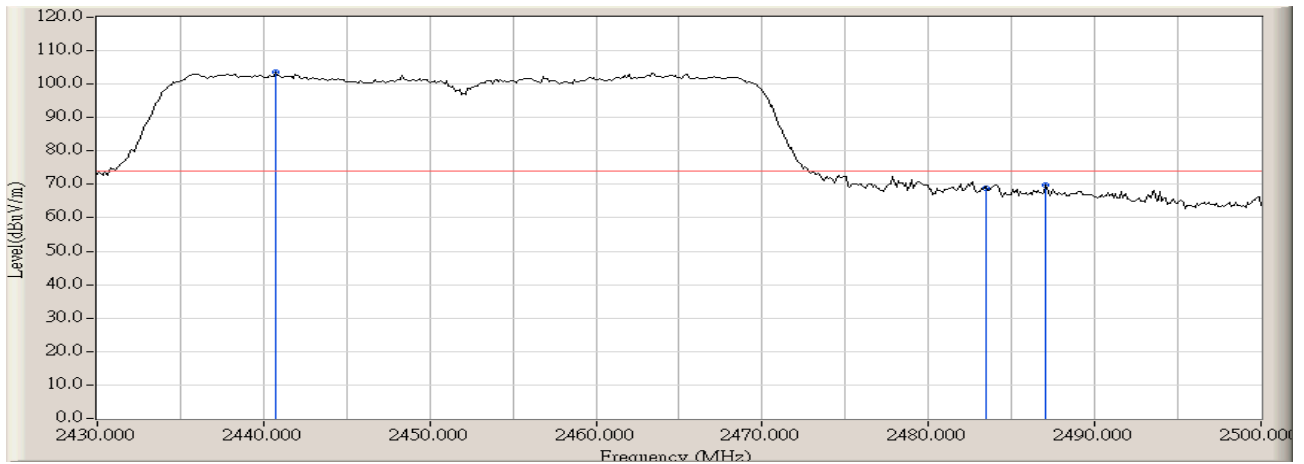
		Frequency (MHz)	Correct Factor (dB)	Reading Level (dBuV)	Measure Level (dBuV/m)	Margin (dB)	Limit (dBuV/m)	Detector Type
1		2385.183	32.726	35.185	67.910	-6.060	73.970	PEAK
2		2390.000	32.722	33.762	66.484	-7.486	73.970	PEAK
3	*	2405.767	32.727	67.664	100.391	N/A	N/A	PEAK

Engineer : Robin	
Site : AC-2 (3m Semi-Anechoic Chamber)	Time : 2008/08/11 - 20:23
Limit : FCC_SpartC_15.209_03M_AV	Margin : 0
EUT : Notebook(Intel 5300)	Probe : BBHA9120D_496(1-18GHz) - VERTICAL
Power : AC 120V/60Hz	Note : Mode 5: Transmit by 802.11n(40MHz) at channel 2422MHz (Chain A+C)



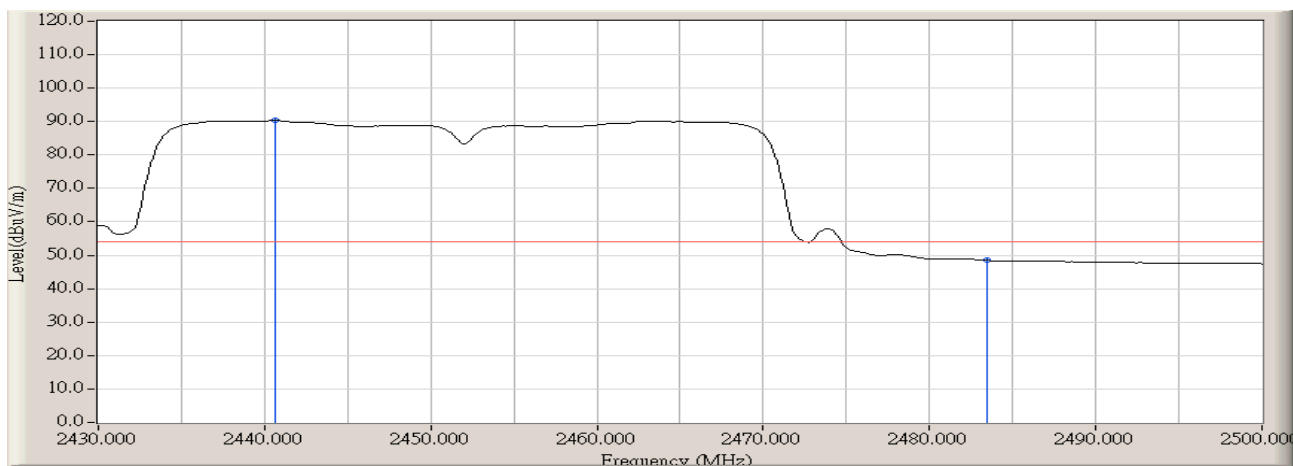
		Frequency (MHz)	Correct Factor (dB)	Reading Level (dBuV)	Measure Level (dBuV/m)	Margin (dB)	Limit (dBuV/m)	Detector Type
1		2390.000	32.722	17.048	49.770	-4.200	53.970	AVERAGE
2	*	2436.967	32.771	54.278	87.049	N/A	N/A	AVERAGE

Engineer : Robin	
Site : AC-2 (3m Semi-Anechoic Chamber)	Time : 2008/08/11 - 20:28
Limit : FCC_SpartC_15.209_03M_PK	Margin : 0
EUT : Notebook(Intel 5300)	Probe : BBHA9120D_496(1-18GHz) - HORIZONTAL
Power : AC 120V/60Hz	Note : Mode 5: Transmit by 802.11n(40MHz) at channel 2452MHz (Chain A+C)



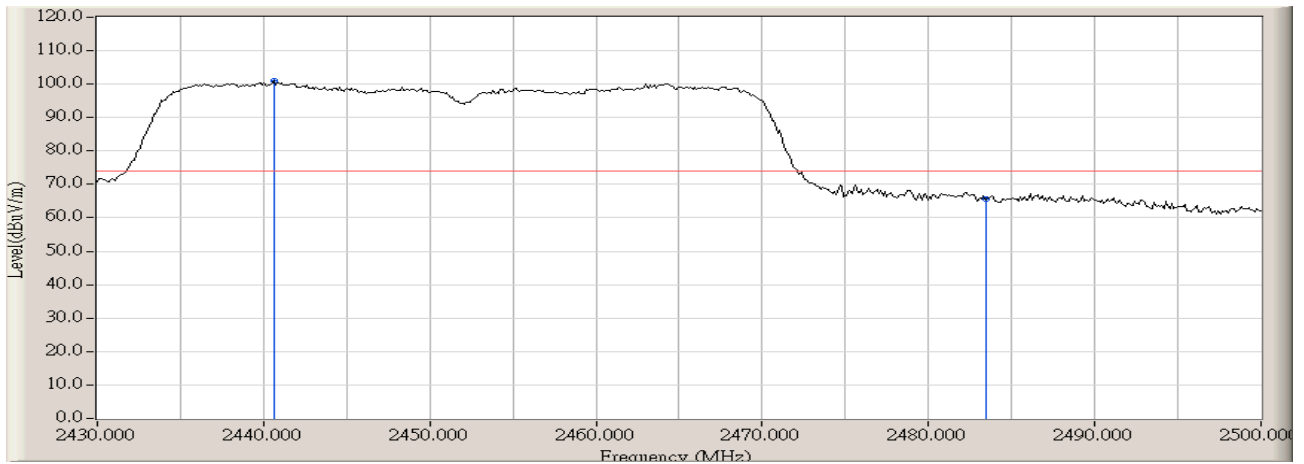
		Frequency (MHz)	Correct Factor (dB)	Reading Level (dBuV)	Measure Level (dBuV/m)	Margin (dB)	Limit (dBuV/m)	Detector Type
1	*	2440.733	32.775	70.772	103.547	N/A	N/A	PEAK
2		2483.500	32.787	35.988	68.775	-5.195	73.970	PEAK
3		2487.050	32.785	37.114	69.899	-4.071	73.970	PEAK

<b>Engineer : Robin</b>	
<b>Site : AC-2 (3m Semi-Anechoic Chamber)</b>	<b>Time : 2008/08/11 - 20:29</b>
<b>Limit : FCC_SpartC_15.209_03M_AV</b>	<b>Margin : 0</b>
<b>EUT : Notebook(Intel 5300)</b>	<b>Probe : BBHA9120D_496(1-18GHz) - HORIZONTAL</b>
<b>Power : AC 120V/60Hz</b>	<b>Note : Mode 5: Transmit by 802.11n(40MHz) at channel 2452MHz (Chain A+C)</b>



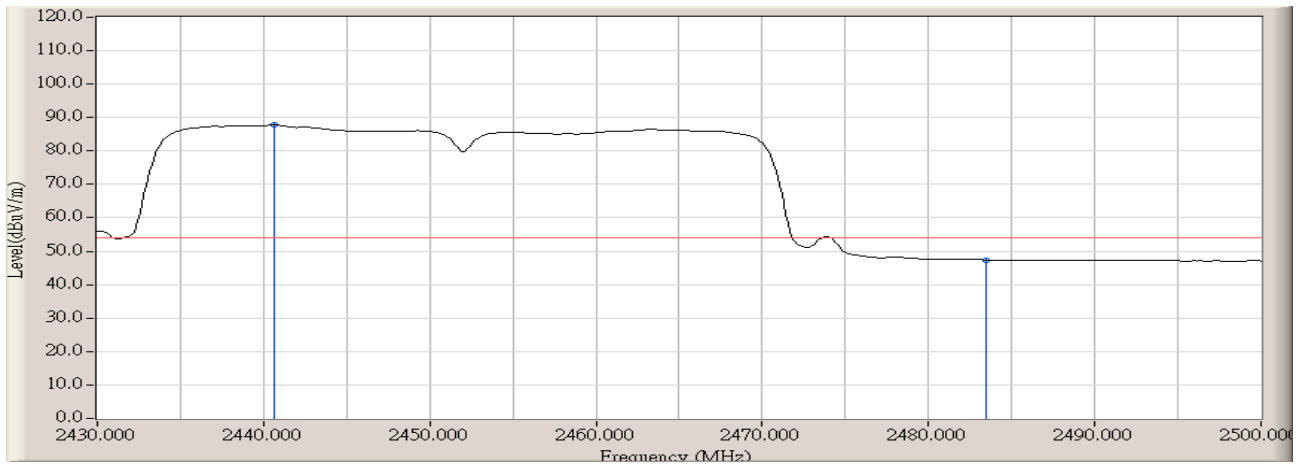
		Frequency (MHz)	Correct Factor (dB)	Reading Level (dBuV)	Measure Level (dBuV/m)	Margin (dB)	Limit (dBuV/m)	Detector Type
1	*	2440.617	32.775	57.553	90.328	N/A	N/A	AVERAGE
2		2483.500	32.787	15.684	48.471	-5.499	53.970	AVERAGE

Engineer : Robin	
Site : AC-2 (3m Semi-Anechoic Chamber)	Time : 2008/08/11 - 20:32
Limit : FCC_SpartC_15.209_03M_PK	Margin : 0
EUT : Notebook(Intel 5300)	Probe : BBHA9120D_496(1-18GHz) - VERTICAL
Power : AC 120V/60Hz	Note : Mode 5: Transmit by 802.11n(40MHz) at channel 2452MHz (Chain A+C)



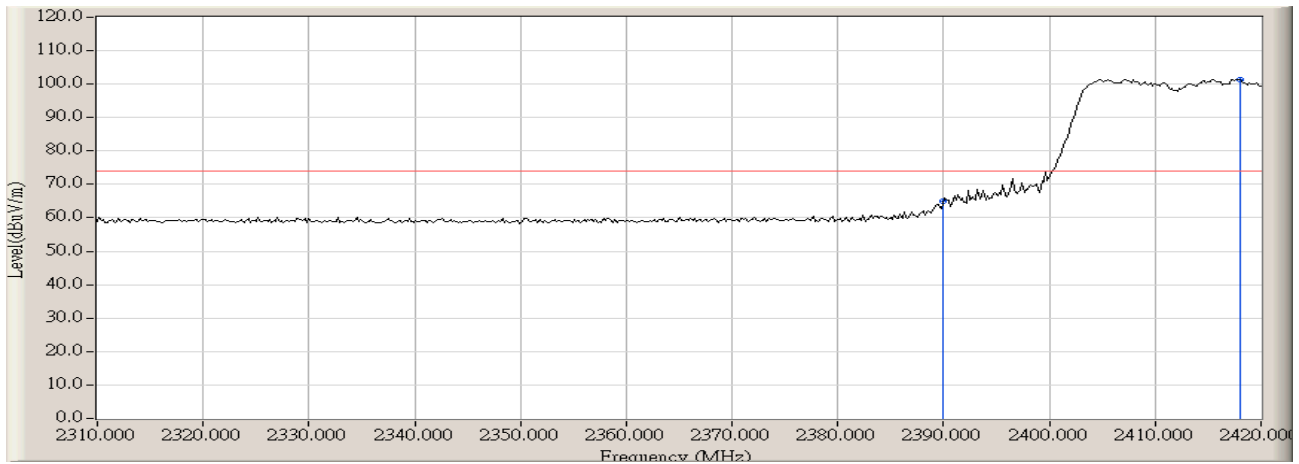
		Frequency (MHz)	Correct Factor (dB)	Reading Level (dBuV)	Measure Level (dBuV/m)	Margin (dB)	Limit (dBuV/m)	Detector Type
1	*	2440.617	32.775	68.212	100.987	N/A	N/A	PEAK
2		2483.500	32.787	32.886	65.673	-8.297	73.970	PEAK

Engineer : Robin	
Site : AC-2 (3m Semi-Anechoic Chamber)	Time : 2008/08/11 - 20:33
Limit : FCC_SpartC_15.209_03M_AV	Margin : 0
EUT : Notebook(Intel 5300)	Probe : BBHA9120D_496(1-18GHz) - VERTICAL
Power : AC 120V/60Hz	Note : Mode 5: Transmit by 802.11n(40MHz) at channel 2452MHz (Chain A+C)



		Frequency (MHz)	Correct Factor (dB)	Reading Level (dBuV)	Measure Level (dBuV/m)	Margin (dB)	Limit (dBuV/m)	Detector Type
1	*	2440.617	32.775	54.984	87.759	N/A	N/A	AVERAGE
2		2483.500	32.787	14.600	47.387	-6.583	53.970	AVERAGE

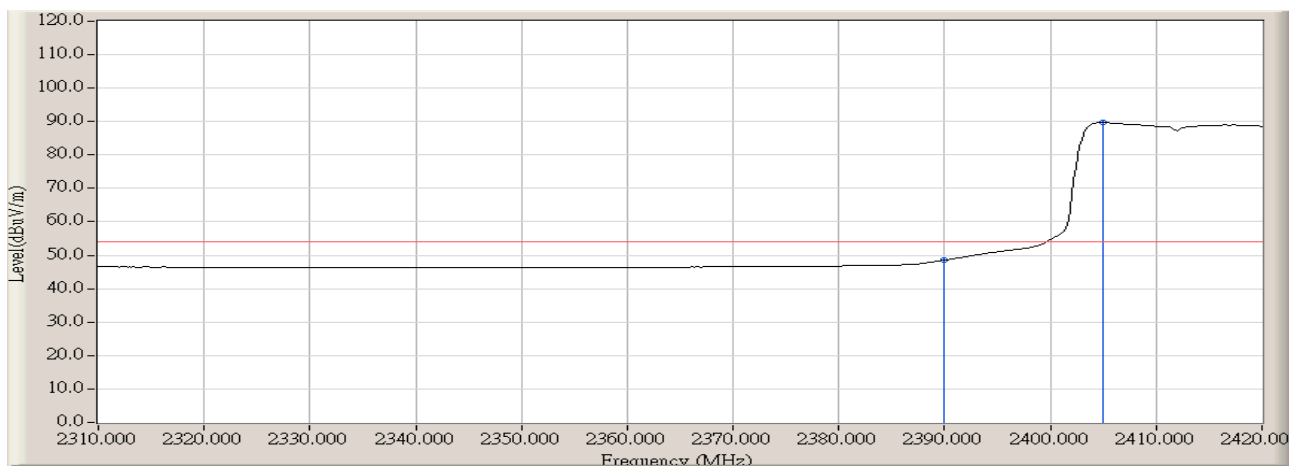
Engineer : Robin	
Site : AC-2 (3m Semi-Anechoic Chamber)	Time : 2008/08/11 - 20:40
Limit : FCC_SpartC_15.209_03M_PK	Margin : 0
EUT : Notebook(Intel 5300)	Probe : BBHA9120D_496(1-18GHz) - HORIZONTAL
Power : AC 120V/60Hz	Note : Mode 4: Transmit by 802.11n(20MHz) at channel 2412MHz (Chain B+C)



		Frequency (MHz)	Correct Factor (dB)	Reading Level (dBuV)	Measure Level (dBuV/m)	Margin (dB)	Limit (dBuV/m)	Detector Type
1		2390.000	32.722	32.354	65.076	-8.894	73.970	PEAK
2	*	2417.983	32.742	68.748	101.490	N/A	N/A	PEAK

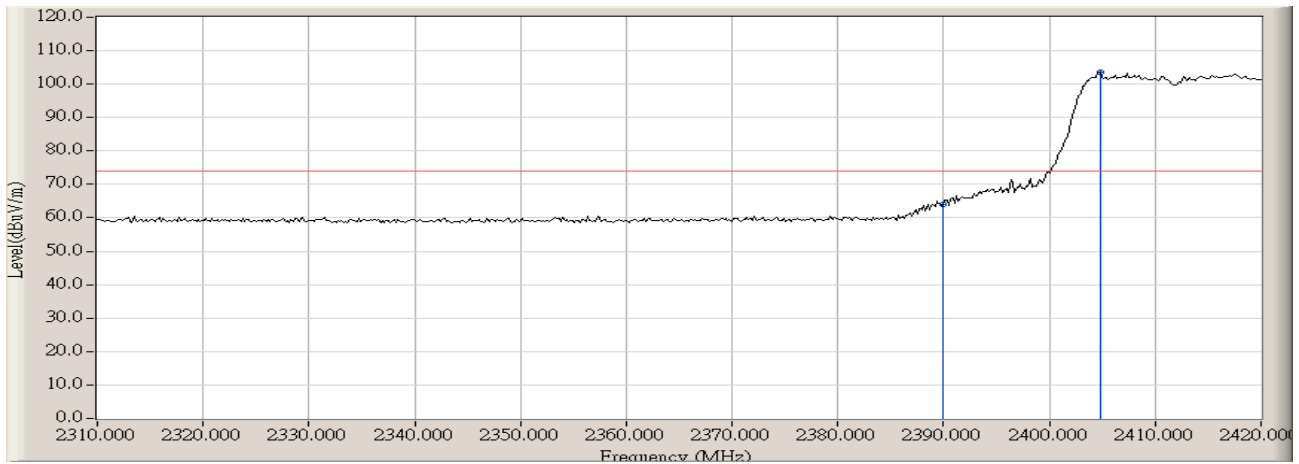


Engineer : Robin	
Site : AC-2 (3m Semi-Anechoic Chamber)	Time : 2008/08/11 - 20:40
Limit : FCC_SpartC_15.209_03M_AV	Margin : 0
EUT : Notebook(Intel 5300)	Probe : BBHA9120D_496(1-18GHz) - HORIZONTAL
Power : AC 120V/60Hz	Note : Mode 4: Transmit by 802.11n(20MHz) at channel 2412MHz (Chain B+C)



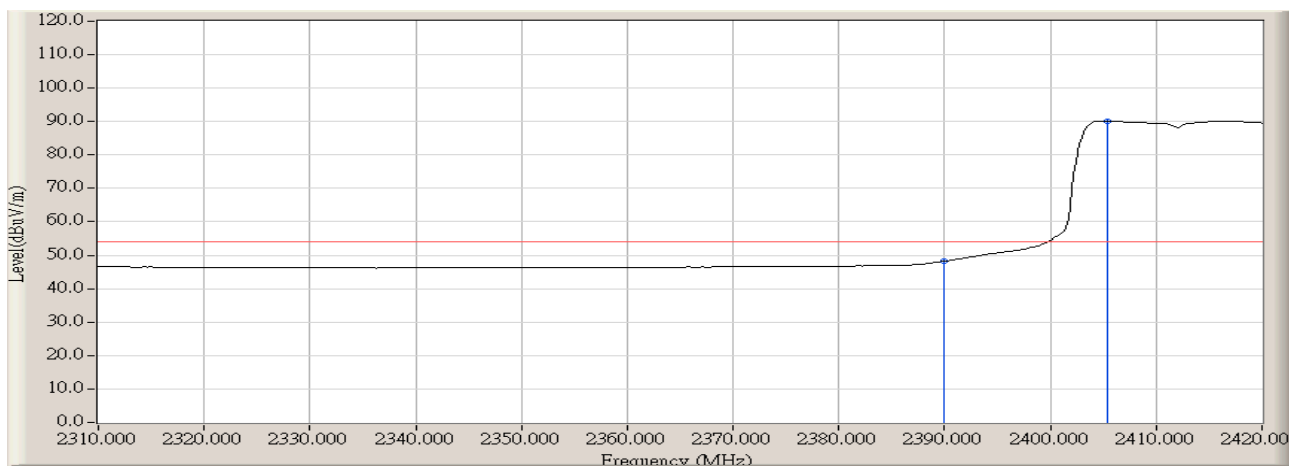
		Frequency (MHz)	Correct Factor (dB)	Reading Level (dBuV)	Measure Level (dBuV/m)	Margin (dB)	Limit (dBuV/m)	Detector Type
1		2390.000	32.722	15.854	48.576	-5.394	53.970	AVERAGE
2	*	2404.967	32.727	56.968	89.694	N/A	N/A	AVERAGE

Engineer : Robin	
Site : AC-2 (3m Semi-Anechoic Chamber)	Time : 2008/08/11 - 20:52
Limit : FCC_SpartC_15.209_03M_PK	Margin : 0
EUT : Notebook(Intel 5300)	Probe : BBHA9120D_496(1-18GHz) - VERTICAL
Power : AC 120V/60Hz	Note : Mode 4: Transmit by 802.11n(20MHz) at channel 2412MHz (Chain B+C)



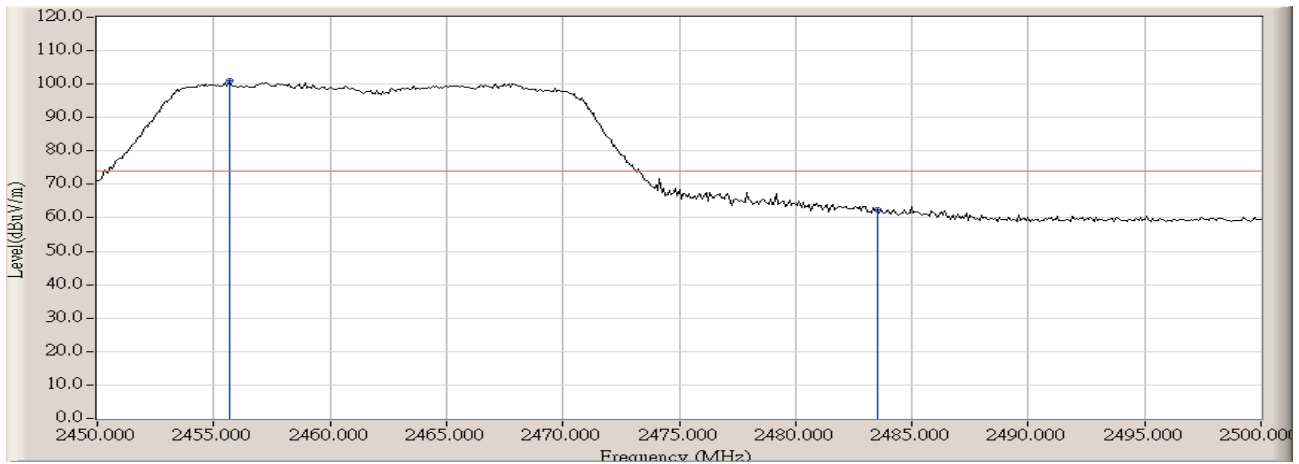
		Frequency (MHz)	Correct Factor (dB)	Reading Level (dBuV)	Measure Level (dBuV/m)	Margin (dB)	Limit (dBuV/m)	Detector Type
1		2390.000	32.722	31.299	64.021	-9.949	73.970	PEAK
2	*	2404.783	32.727	70.811	103.537	N/A	N/A	PEAK

Engineer : Robin	
Site : AC-2 (3m Semi-Anechoic Chamber)	Time : 2008/08/11 - 20:53
Limit : FCC_SpartC_15.209_03M_AV	Margin : 0
EUT : Notebook(Intel 5300)	Probe : BBHA9120D_496(1-18GHz) - VERTICAL
Power : AC 120V/60Hz	Note : Mode 4: Transmit by 802.11n(20MHz) at channel 2412MHz (Chain B+C)



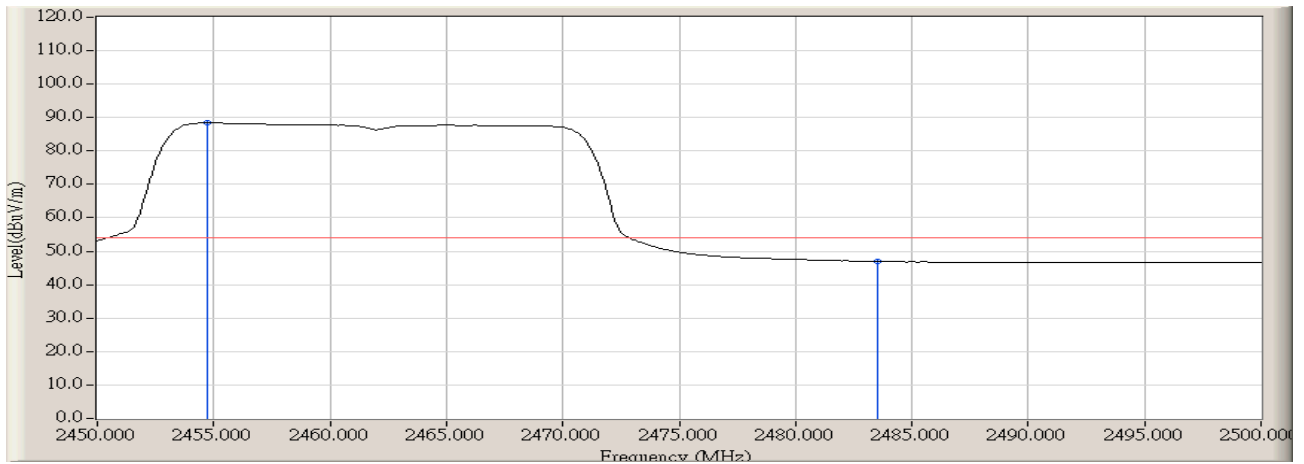
		Frequency (MHz)	Correct Factor (dB)	Reading Level (dBuV)	Measure Level (dBuV/m)	Margin (dB)	Limit (dBuV/m)	Detector Type
1		2390.000	32.722	15.511	48.233	-5.737	53.970	AVERAGE
2	*	2405.333	32.726	57.352	90.079	N/A	N/A	AVERAGE

Engineer : Robin	
Site : AC-2 (3m Semi-Anechoic Chamber)	Time : 2008/08/11 - 20:57
Limit : FCC_SpartC_15.209_03M_PK	Margin : 0
EUT : Notebook(Intel 5300)	Probe : BBHA9120D_496(1-18GHz) - HORIZONTAL
Power : AC 120V/60Hz	Note : Mode 4: Transmit by 802.11n(20MHz) at channel 2462MHz (Chain B+C)



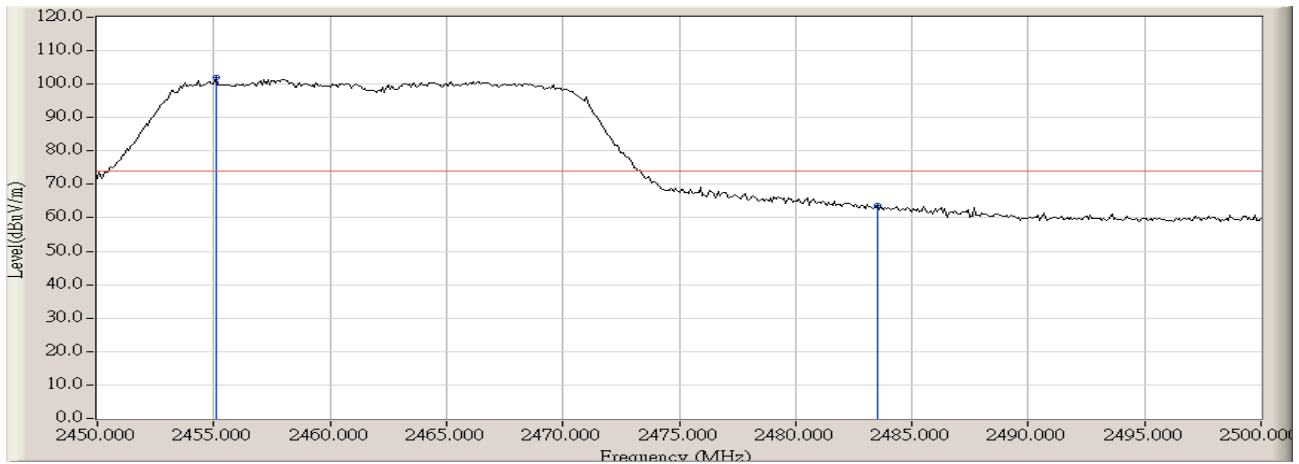
		Frequency (MHz)	Correct Factor (dB)	Reading Level (dBuV)	Measure Level (dBuV/m)	Margin (dB)	Limit (dBuV/m)	Detector Type
1	*	2455.667	32.786	68.287	101.073	N/A	N/A	PEAK
2		2483.500	32.787	29.548	62.335	-11.635	73.970	PEAK

Engineer : Robin	
Site : AC-2 (3m Semi-Anechoic Chamber)	Time : 2008/08/11 - 20:58
Limit : FCC_SpartC_15.209_03M_AV	Margin : 0
EUT : Notebook(Intel 5300)	Probe : BBHA9120D_496(1-18GHz) - HORIZONTAL
Power : AC 120V/60Hz	Note : Mode 4: Transmit by 802.11n(20MHz) at channel 2462MHz (Chain B+C)



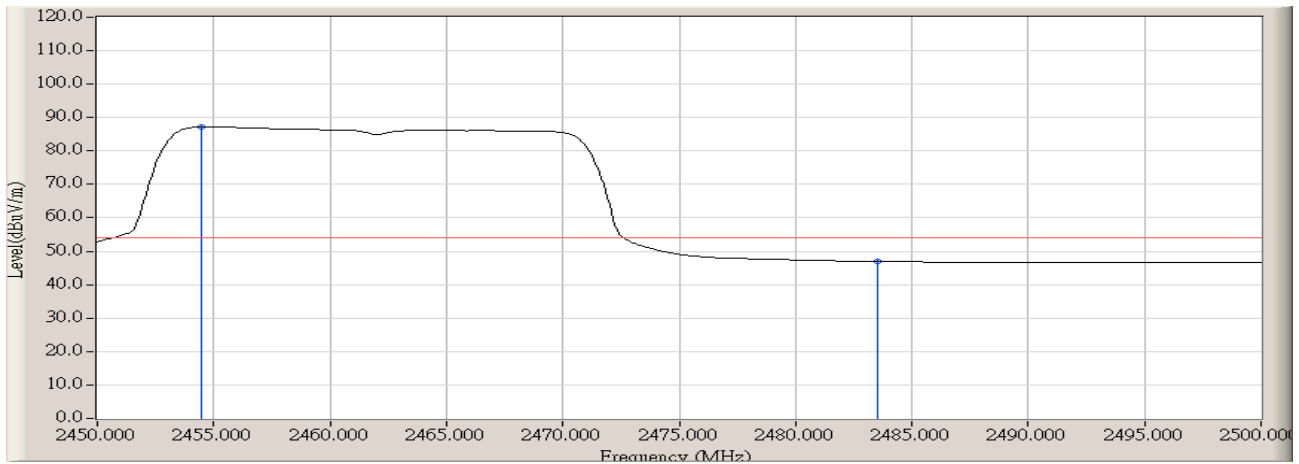
		Frequency (MHz)	Correct Factor (dB)	Reading Level (dBuV)	Measure Level (dBuV/m)	Margin (dB)	Limit (dBuV/m)	Detector Type
1	*	2454.750	32.786	55.564	88.350	N/A	N/A	AVERAGE
2		2483.500	32.787	14.191	46.978	-6.992	53.970	AVERAGE

Engineer : Robin	
Site : AC-2 (3m Semi-Anechoic Chamber)	Time : 2008/08/11 - 21:02
Limit : FCC_SpartC_15.209_03M_PK	Margin : 0
EUT : Notebook(Intel 5300)	Probe : BBHA9120D_496(1-18GHz) - VERTICAL
Power : AC 120V/60Hz	Note : Mode 4: Transmit by 802.11n(20MHz) at channel 2462MHz (Chain B+C)



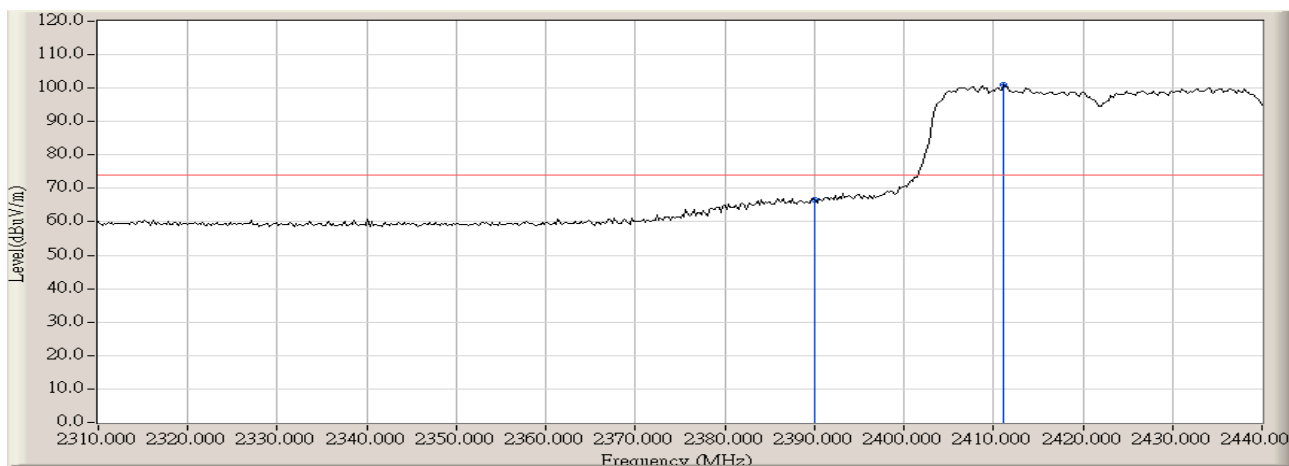
		Frequency (MHz)	Correct Factor (dB)	Reading Level (dBuV)	Measure Level (dBuV/m)	Margin (dB)	Limit (dBuV/m)	Detector Type
1	*	2455.083	32.786	69.118	101.904	N/A	N/A	PEAK
2		2483.500	32.787	30.977	63.764	-10.206	73.970	PEAK

Engineer : Robin	
Site : AC-2 (3m Semi-Anechoic Chamber)	Time : 2008/08/11 - 21:02
Limit : FCC_SpartC_15.209_03M_AV	Margin : 0
EUT : Notebook(Intel 5300)	Probe : BBHA9120D_496(1-18GHz) - VERTICAL
Power : AC 120V/60Hz	Note : Mode 4: Transmit by 802.11n(20MHz) at channel 2462MHz (Chain B+C)



		Frequency (MHz)	Correct Factor (dB)	Reading Level (dBuV)	Measure Level (dBuV/m)	Margin (dB)	Limit (dBuV/m)	Detector Type
1	*	2454.500	32.786	54.466	87.252	N/A	N/A	AVERAGE
2		2483.500	32.787	14.157	46.944	-7.026	53.970	AVERAGE

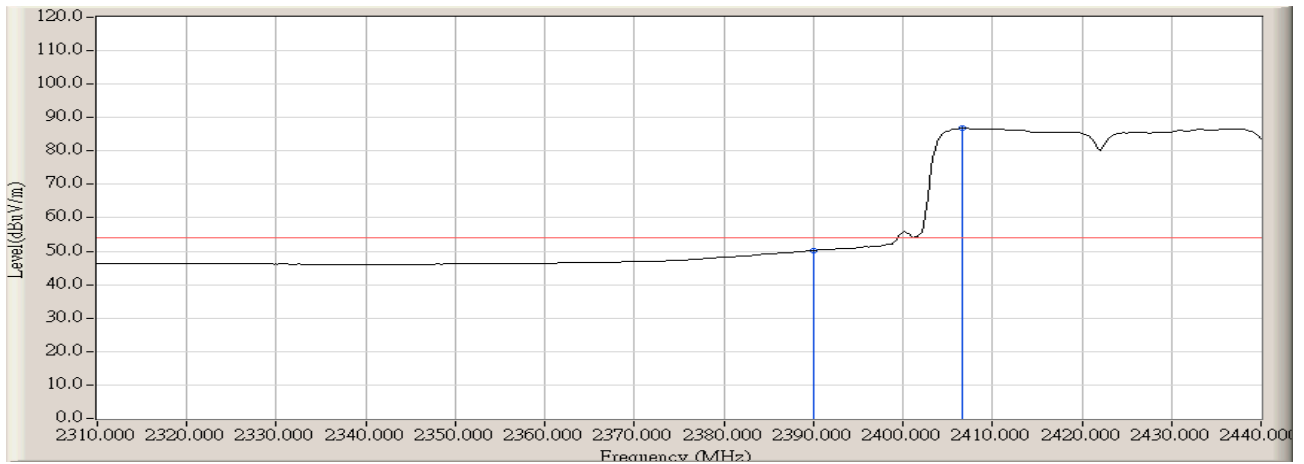
Engineer : Robin	
Site : AC-2 (3m Semi-Anechoic Chamber)	Time : 2008/08/12 - 09:20
Limit : FCC_SpartC_15.209_03M_PK	Margin : 0
EUT : Notebook(Intel 5300)	Probe : BBHA9120D_496(1-18GHz) - HORIZONTAL
Power : AC 120V/60Hz	Note : Mode 5: Transmit by 802.11n(40MHz) at channel 2422MHz (Chain B+C)



		Frequency (MHz)	Correct Factor (dB)	Reading Level (dBuV)	Measure Level (dBuV/m)	Margin (dB)	Limit (dBuV/m)	Detector Type
1		2390.000	32.722	33.820	66.542	-7.428	73.970	PEAK
2	*	2411.183	32.730	68.219	100.949	N/A	N/A	PEAK

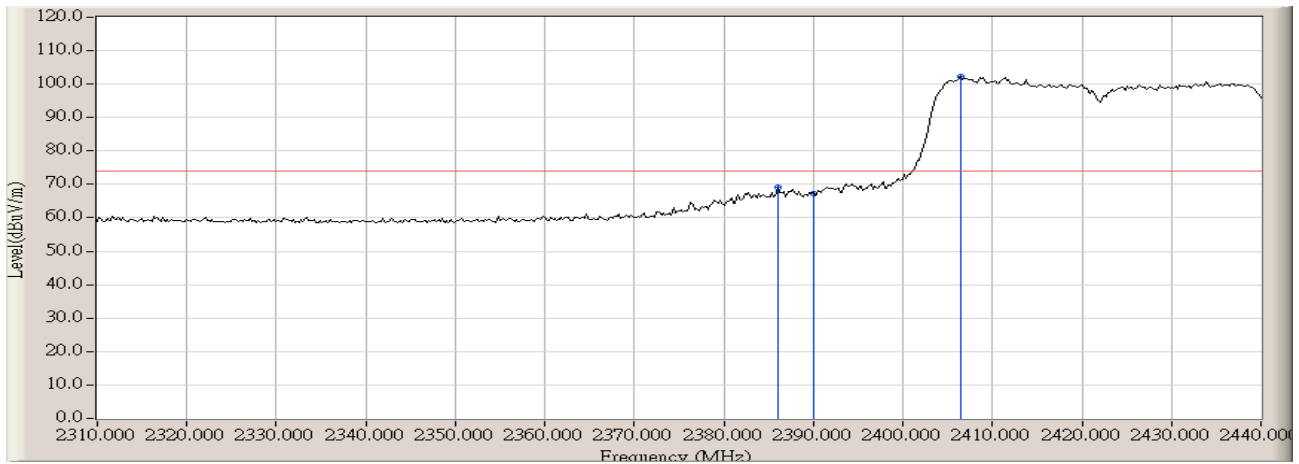


Engineer : Robin	
Site : AC-2 (3m Semi-Anechoic Chamber)	Time : 2008/08/12 - 09:21
Limit : FCC_SpartC_15.209_03M_AV	Margin : 0
EUT : Notebook(Intel 5300)	Probe : BBHA9120D_496(1-18GHz) - HORIZONTAL
Power : AC 120V/60Hz	Note : Mode 5: Transmit by 802.11n(40MHz) at channel 2422MHz (Chain B+C)



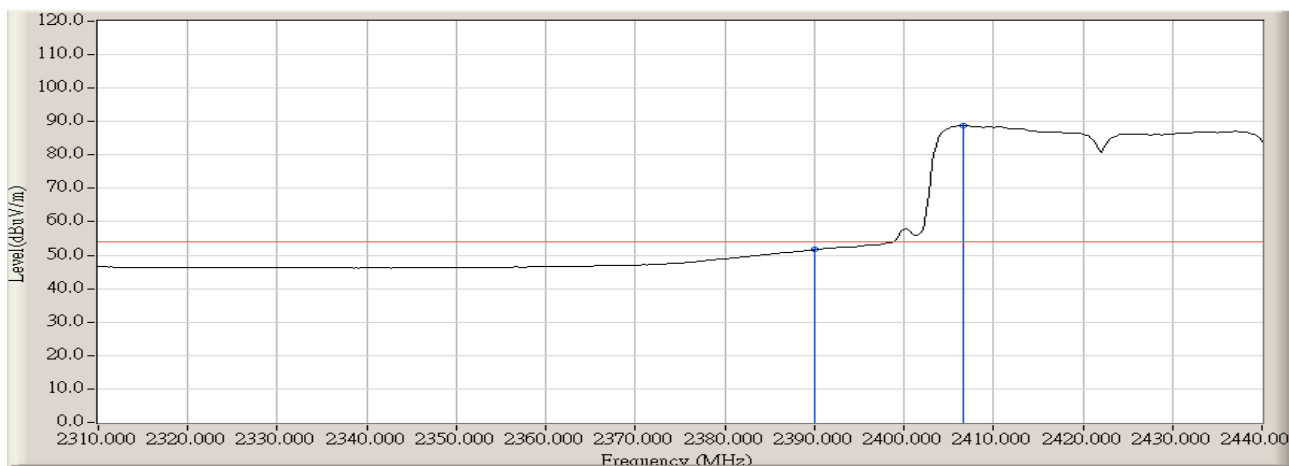
		Frequency (MHz)	Correct Factor (dB)	Reading Level (dBuV)	Measure Level (dBuV/m)	Margin (dB)	Limit (dBuV/m)	Detector Type
1		2390.000	32.722	17.463	50.185	-3.785	53.970	AVERAGE
2	*	2406.633	32.728	54.109	86.836	N/A	N/A	AVERAGE

Engineer : Robin	
Site : AC-2 (3m Semi-Anechoic Chamber)	Time : 2008/08/12 - 09:25
Limit : FCC_SpartC_15.209_03M_PK	Margin : 0
EUT : Notebook(Intel 5300)	Probe : BBHA9120D_496(1-18GHz) - VERTICAL
Power : AC 120V/60Hz	Note : Mode 5: Transmit by 802.11n(40MHz) at channel 2422MHz (Chain B+C)



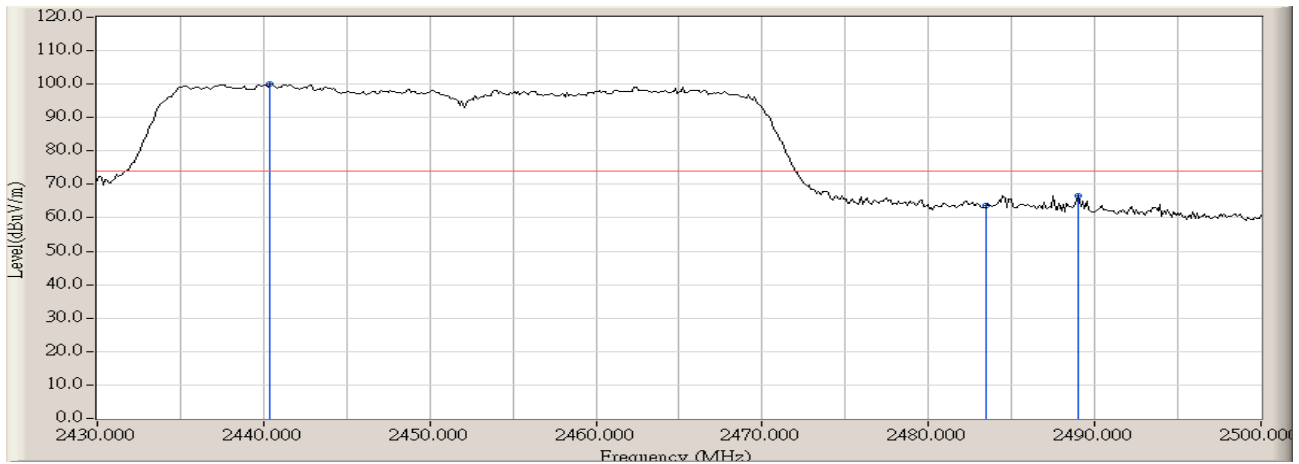
		Frequency (MHz)	Correct Factor (dB)	Reading Level (dBuV)	Measure Level (dBuV/m)	Margin (dB)	Limit (dBuV/m)	Detector Type
1		2386.050	32.725	36.329	69.054	-4.916	73.970	PEAK
2		2390.000	32.722	34.640	67.362	-6.608	73.970	PEAK
3	*	2406.417	32.728	69.424	102.151	N/A	N/A	PEAK

Engineer : Robin	
Site : AC-2 (3m Semi-Anechoic Chamber)	Time : 2008/08/12 - 09:26
Limit : FCC_SpartC_15.209_03M_AV	Margin : 0
EUT : Notebook(Intel 5300)	Probe : BBHA9120D_496(1-18GHz) - VERTICAL
Power : AC 120V/60Hz	Note : Mode 5: Transmit by 802.11n(40MHz) at channel 2422MHz (Chain B+C)



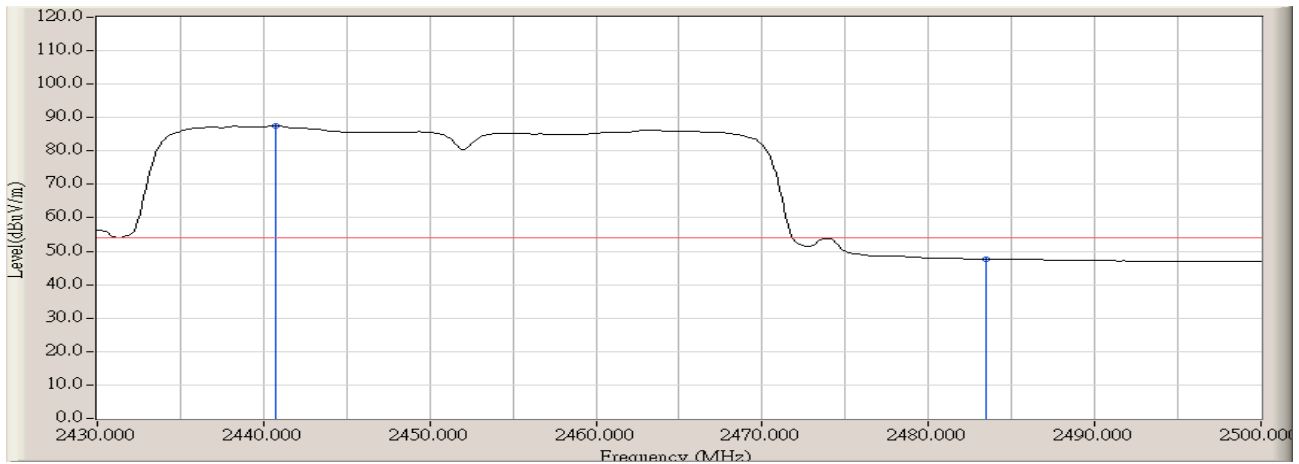
		Frequency (MHz)	Correct Factor (dB)	Reading Level (dBuV)	Measure Level (dBuV/m)	Margin (dB)	Limit (dBuV/m)	Detector Type
1		2390.000	32.722	18.924	51.646	-2.324	53.970	AVERAGE
2	*	2406.633	32.728	56.090	88.817	N/A	N/A	AVERAGE

Engineer : Robin	
Site : AC-2 (3m Semi-Anechoic Chamber)	Time : 2008/08/12 - 09:30
Limit : FCC_SpartC_15.209_03M_PK	Margin : 0
EUT : Notebook(Intel 5300)	Probe : BBHA9120D_496(1-18GHz) - HORIZONTAL
Power : AC 120V/60Hz	Note : Mode 5: Transmit by 802.11n(40MHz) at channel 2452MHz (Chain B+C)



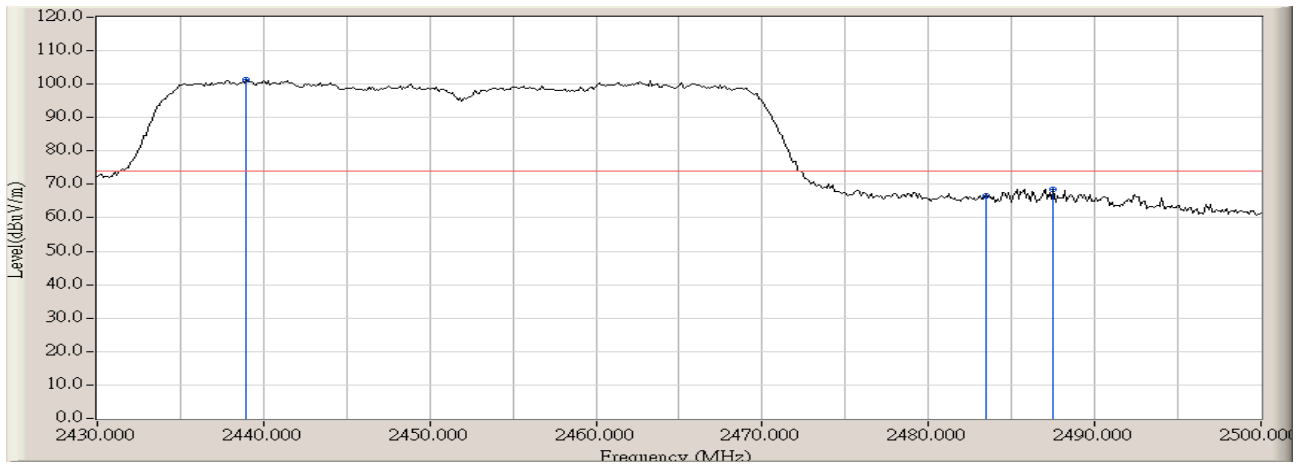
		Frequency (MHz)	Correct Factor (dB)	Reading Level (dBuV)	Measure Level (dBuV/m)	Margin (dB)	Limit (dBuV/m)	Detector Type
1	*	2440.383	32.775	67.425	100.200	N/A	N/A	PEAK
2		2483.500	32.787	30.808	63.595	-10.375	73.970	PEAK
3		2489.033	32.784	33.771	66.555	-7.415	73.970	PEAK

<b>Engineer : Robin</b>	
<b>Site : AC-2 (3m Semi-Anechoic Chamber)</b>	<b>Time : 2008/08/12 - 09:31</b>
<b>Limit : FCC_SpartC_15.209_03M_AV</b>	<b>Margin : 0</b>
<b>EUT : Notebook(Intel 5300)</b>	<b>Probe : BBHA9120D_496(1-18GHz) - HORIZONTAL</b>
<b>Power : AC 120V/60Hz</b>	<b>Note : Mode 5: Transmit by 802.11n(40MHz) at channel 2452MHz (Chain B+C)</b>



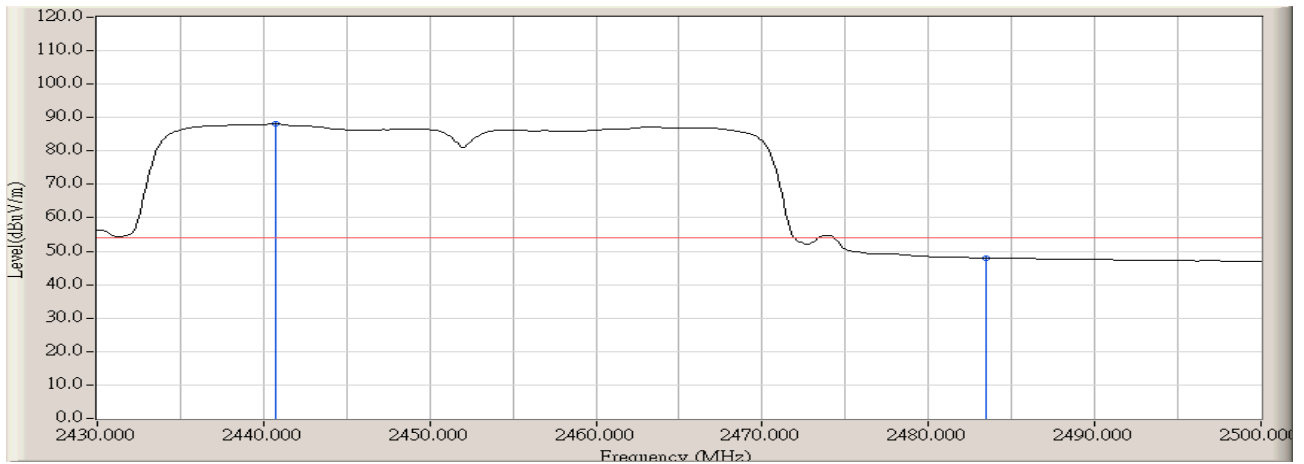
		Frequency (MHz)	Correct Factor (dB)	Reading Level (dBuV)	Measure Level (dBuV/m)	Margin (dB)	Limit (dBuV/m)	Detector Type
1	*	2440.733	32.775	54.753	87.528	N/A	N/A	AVERAGE
2		2483.500	32.787	14.801	47.588	-6.382	53.970	AVERAGE

Engineer : Robin	
Site : AC-2 (3m Semi-Anechoic Chamber)	Time : 2008/08/12 - 09:35
Limit : FCC_SpartC_15.209_03M_PK	Margin : 0
EUT : Notebook(Intel 5300)	Probe : BBHA9120D_496(1-18GHz) - VERTICAL
Power : AC 120V/60Hz	Note : Mode 5: Transmit by 802.11n(40MHz) at channel 2452MHz (Chain B+C)



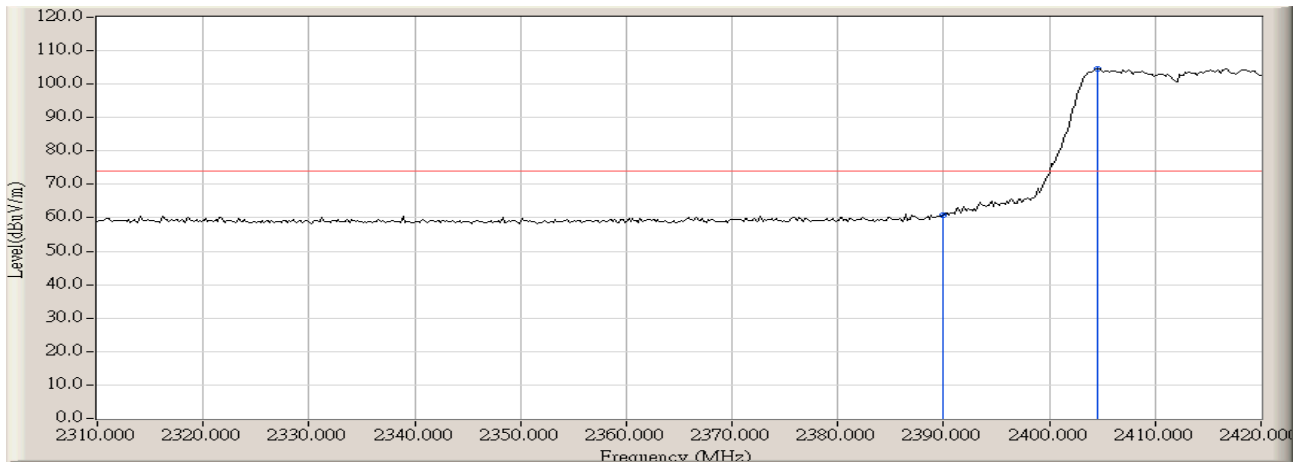
		Frequency (MHz)	Correct Factor (dB)	Reading Level (dBuV)	Measure Level (dBuV/m)	Margin (dB)	Limit (dBuV/m)	Detector Type
1	*	2438.983	32.773	68.483	101.256	N/A	N/A	PEAK
2		2483.500	32.787	33.871	66.658	-7.312	73.970	PEAK
3		2487.517	32.785	35.888	68.673	-5.297	73.970	PEAK

<b>Engineer : Robin</b>	
<b>Site : AC-2 (3m Semi-Anechoic Chamber)</b>	<b>Time : 2008/08/12 - 09:35</b>
<b>Limit : FCC_SpartC_15.209_03M_AV</b>	<b>Margin : 0</b>
<b>EUT : Notebook(Intel 5300)</b>	<b>Probe : BBHA9120D_496(1-18GHz) - VERTICAL</b>
<b>Power : AC 120V/60Hz</b>	<b>Note : Mode 5: Transmit by 802.11n(40MHz) at channel 2452MHz (Chain B+C)</b>



		Frequency (MHz)	Correct Factor (dB)	Reading Level (dBuV)	Measure Level (dBuV/m)	Margin (dB)	Limit (dBuV/m)	Detector Type
1	*	2440.733	32.775	55.344	88.119	N/A	N/A	AVERAGE
2		2483.500	32.787	15.210	47.997	-5.973	53.970	AVERAGE

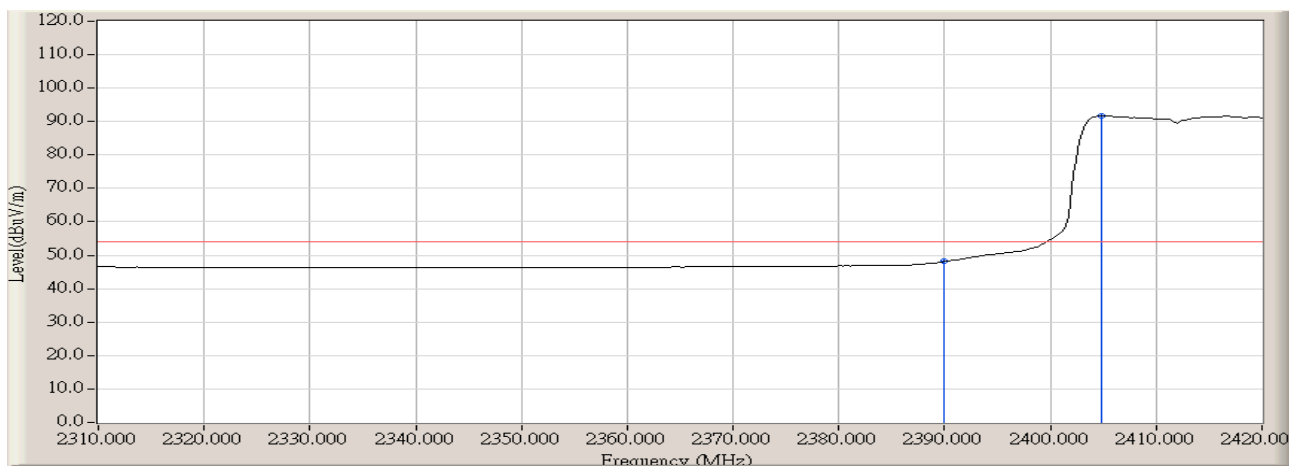
Engineer : Robin	
Site : AC-2 (3m Semi-Anechoic Chamber)	Time : 2008/08/12 - 09:41
Limit : FCC_SpartC_15.209_03M_PK	Margin : 0
EUT : Notebook(Intel 5300)	Probe : BBHA9120D_496(1-18GHz) - HORIZONTAL
Power : AC 120V/60Hz	Note : Mode 4: Transmit by 802.11n(20MHz) at channel 2412MHz (Chain A+B+C)



		Frequency (MHz)	Correct Factor (dB)	Reading Level (dBuV)	Measure Level (dBuV/m)	Margin (dB)	Limit (dBuV/m)	Detector Type
1		2390.000	32.722	28.242	60.964	-13.006	73.970	PEAK
2	*	2404.600	32.726	71.888	104.614	N/A	N/A	PEAK

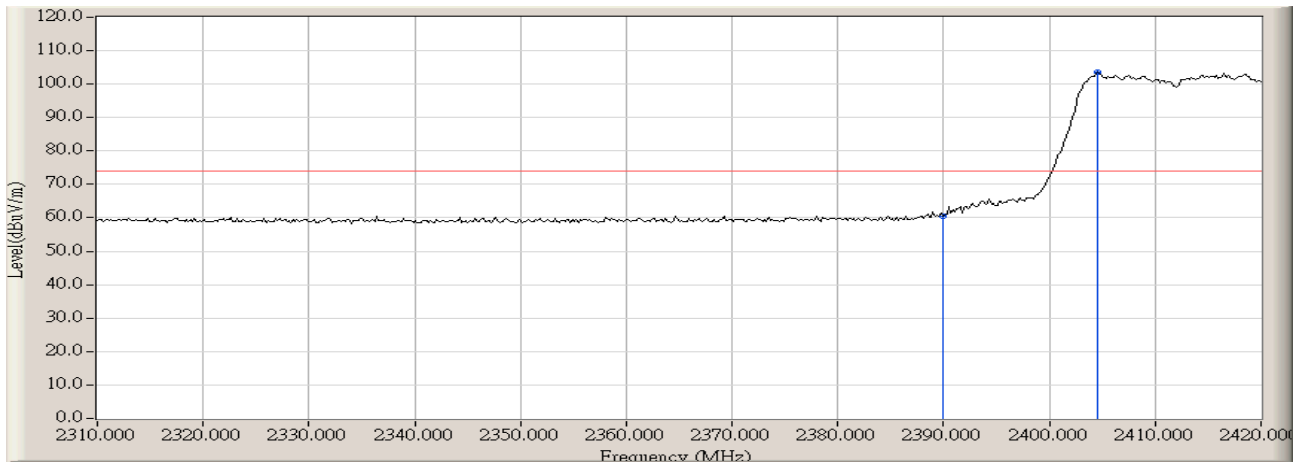


Engineer : Robin	
Site : AC-2 (3m Semi-Anechoic Chamber)	Time : 2008/08/12 - 09:42
Limit : FCC_SpartC_15.209_03M_AV	Margin : 0
EUT : Notebook(Intel 5300)	Probe : BBHA9120D_496(1-18GHz) - HORIZONTAL
Power : AC 120V/60Hz	Note : Mode 4: Transmit by 802.11n(20MHz) at channel 2412MHz (Chain A+B+C)



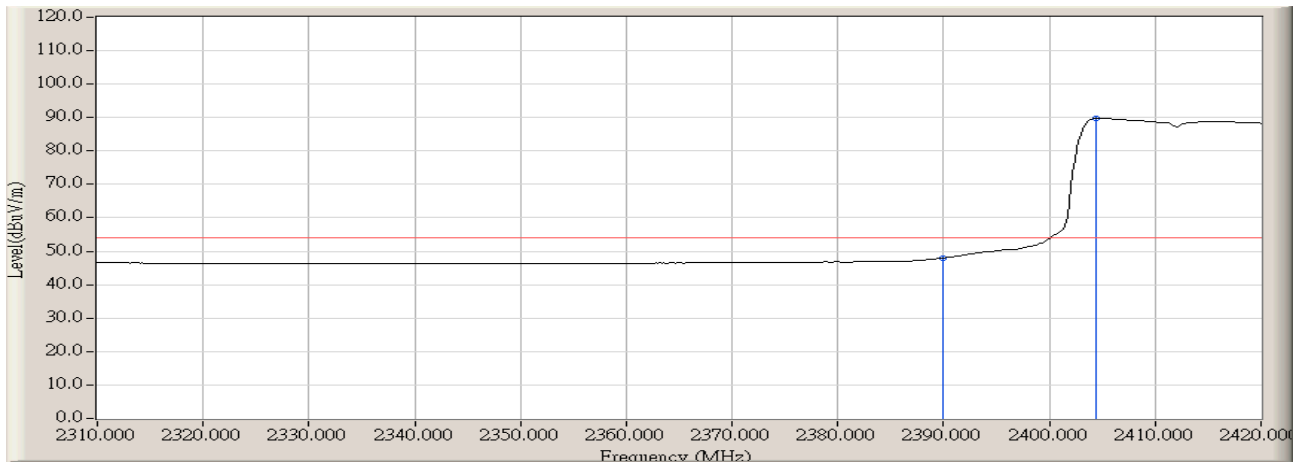
		Frequency (MHz)	Correct Factor (dB)	Reading Level (dBuV)	Measure Level (dBuV/m)	Margin (dB)	Limit (dBuV/m)	Detector Type
1		2390.000	32.722	15.406	48.128	-5.842	53.970	AVERAGE
2	*	2404.783	32.727	58.991	91.717	N/A	N/A	AVERAGE

Engineer : Robin	
Site : AC-2 (3m Semi-Anechoic Chamber)	Time : 2008/08/12 - 09:46
Limit : FCC_SpartC_15.209_03M_PK	Margin : 0
EUT : Notebook(Intel 5300)	Probe : BBHA9120D_496(1-18GHz) - VERTICAL
Power : AC 120V/60Hz	Note : Mode 4: Transmit by 802.11n(20MHz) at channel 2412MHz (Chain A+B+C)



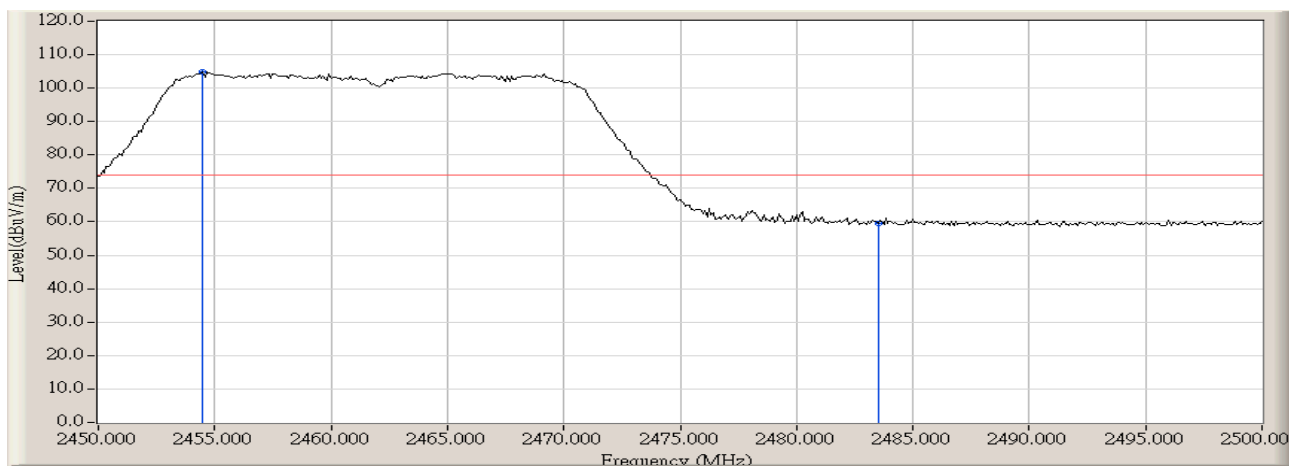
		Frequency (MHz)	Correct Factor (dB)	Reading Level (dBuV)	Measure Level (dBuV/m)	Margin (dB)	Limit (dBuV/m)	Detector Type
1		2390.000	32.722	27.817	60.539	-13.431	73.970	PEAK
2	*	2404.600	32.726	70.969	103.695	N/A	N/A	PEAK

Engineer : Robin	
Site : AC-2 (3m Semi-Anechoic Chamber)	Time : 2008/08/12 - 09:46
Limit : FCC_SpartC_15.209_03M_AV	Margin : 0
EUT : Notebook(Intel 5300)	Probe : BBHA9120D_496(1-18GHz) - VERTICAL
Power : AC 120V/60Hz	Note : Mode 4: Transmit by 802.11n(20MHz) at channel 2412MHz (Chain A+B+C)



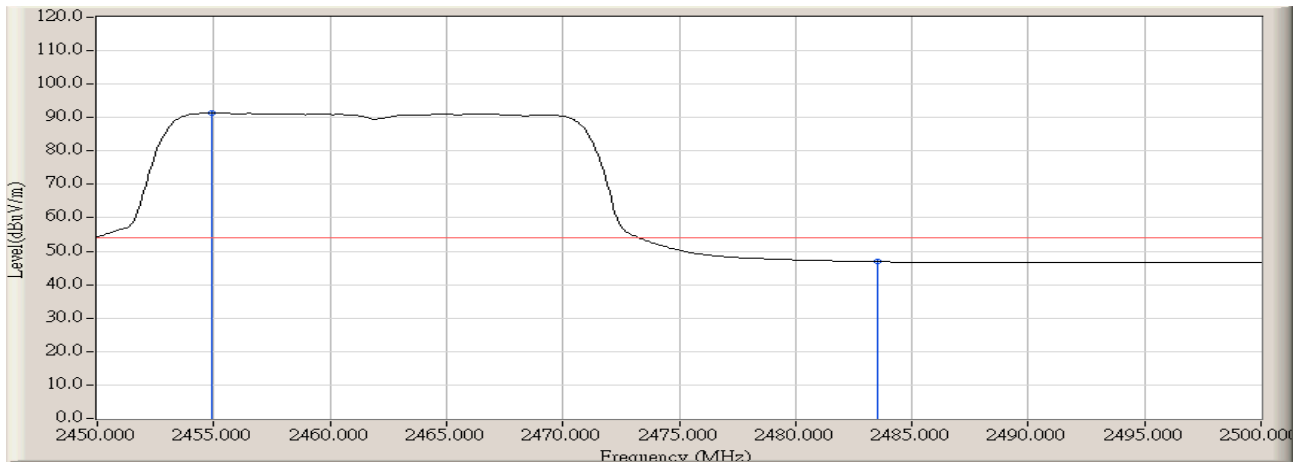
		Frequency (MHz)	Correct Factor (dB)	Reading Level (dBuV)	Measure Level (dBuV/m)	Margin (dB)	Limit (dBuV/m)	Detector Type
1		2390.000	32.722	15.342	48.064	-5.906	53.970	AVERAGE
2	*	2404.417	32.726	57.065	89.791	N/A	N/A	AVERAGE

Engineer : Robin	
Site : AC-2 (3m Semi-Anechoic Chamber)	Time : 2008/08/12 - 09:52
Limit : FCC_SpartC_15.209_03M_PK	Margin : 0
EUT : Notebook(Intel 5300)	Probe : BBHA9120D_496(1-18GHz) - HORIZONTAL
Power : AC 120V/60Hz	Note : Mode 4: Transmit by 802.11n(20MHz) at channel 2462MHz (Chain A+B+C)



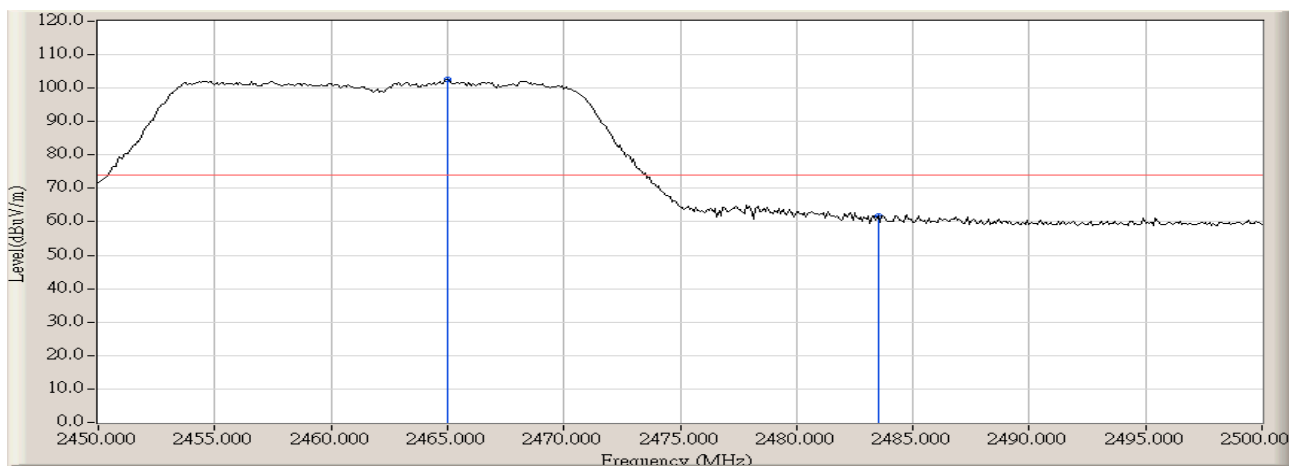
		Frequency (MHz)	Correct Factor (dB)	Reading Level (dBuV)	Measure Level (dBuV/m)	Margin (dB)	Limit (dBuV/m)	Detector Type
1	*	2454.500	32.786	71.985	104.771	N/A	N/A	PEAK
2		2483.500	32.787	26.783	59.570	-14.400	73.970	PEAK

Engineer : Robin	
Site : AC-2 (3m Semi-Anechoic Chamber)	Time : 2008/08/12 - 09:53
Limit : FCC_SpartC_15.209_03M_AV	Margin : 0
EUT : Notebook(Intel 5300)	Probe : BBHA9120D_496(1-18GHz) - HORIZONTAL
Power : AC 120V/60Hz	Note : Mode 4: Transmit by 802.11n(20MHz) at channel 2462MHz (Chain A+B+C)



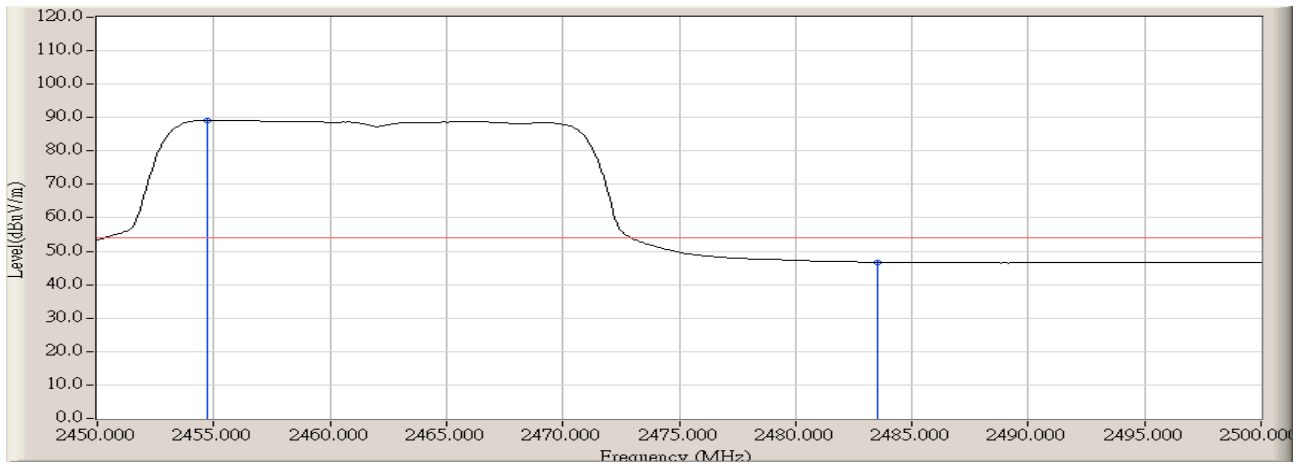
		Frequency (MHz)	Correct Factor (dB)	Reading Level (dBuV)	Measure Level (dBuV/m)	Margin (dB)	Limit (dBuV/m)	Detector Type
1	*	2454.917	32.786	58.587	91.373	N/A	N/A	AVERAGE
2		2483.500	32.787	14.064	46.851	-7.119	53.970	AVERAGE

Engineer : Robin	
Site : AC-2 (3m Semi-Anechoic Chamber)	Time : 2008/08/12 - 09:56
Limit : FCC_SpartC_15.209_03M_PK	Margin : 0
EUT : Notebook(Intel 5300)	Probe : BBHA9120D_496(1-18GHz) - VERTICAL
Power : AC 120V/60Hz	Note : Mode 4: Transmit by 802.11n(20MHz) at channel 2462MHz (Chain A+B+C)



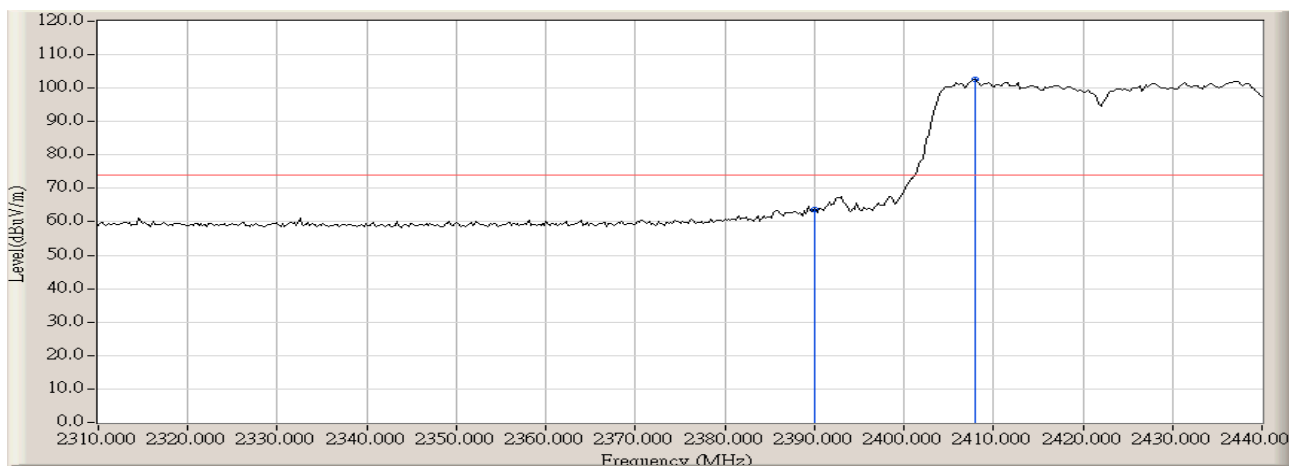
		Frequency (MHz)	Correct Factor (dB)	Reading Level (dBuV)	Measure Level (dBuV/m)	Margin (dB)	Limit (dBuV/m)	Detector Type
1	*	2465.000	32.790	69.774	102.564	N/A	N/A	PEAK
2		2483.500	32.787	29.092	61.879	-12.091	73.970	PEAK

<b>Engineer : Robin</b>	
<b>Site : AC-2 (3m Semi-Anechoic Chamber)</b>	<b>Time : 2008/08/12 - 09:57</b>
<b>Limit : FCC_SpartC_15.209_03M_AV</b>	<b>Margin : 0</b>
<b>EUT : Notebook(Intel 5300)</b>	<b>Probe : BBHA9120D_496(1-18GHz) - VERTICAL</b>
<b>Power : AC 120V/60Hz</b>	<b>Note : Mode 4: Transmit by 802.11n(20MHz) at channel 2462MHz (Chain A+B+C)</b>



		Frequency (MHz)	Correct Factor (dB)	Reading Level (dBuV)	Measure Level (dBuV/m)	Margin (dB)	Limit (dBuV/m)	Detector Type
1	*	2454.750	32.786	56.379	89.165	N/A	N/A	AVERAGE
2		2483.500	32.787	13.941	46.728	-7.242	53.970	AVERAGE

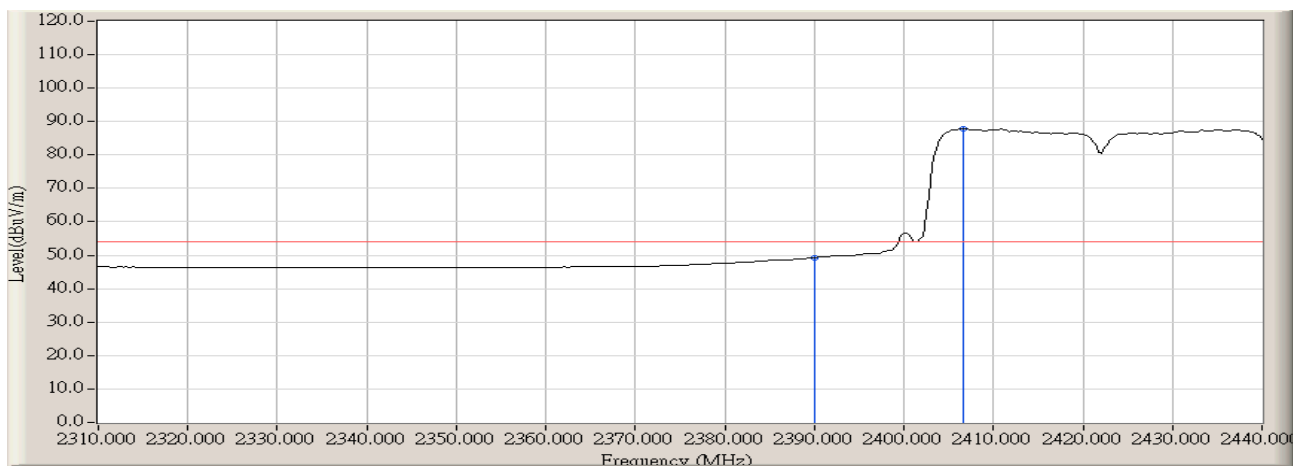
Engineer : Robin	
Site : AC-2 (3m Semi-Anechoic Chamber)	Time : 2008/08/12 - 10:02
Limit : FCC_SpartC_15.209_03M_PK	Margin : 0
EUT : Notebook(Intel 5300)	Probe : BBHA9120D_496(1-18GHz) - HORIZONTAL
Power : AC 120V/60Hz	Note : Mode 5: Transmit by 802.11n(40MHz) at channel 2422MHz (Chain A+B+C)



		Frequency (MHz)	Correct Factor (dB)	Reading Level (dBuV)	Measure Level (dBuV/m)	Margin (dB)	Limit (dBuV/m)	Detector Type
1		2390.000	32.722	31.131	63.853	-10.117	73.970	PEAK
2	*	2407.933	32.728	69.788	102.516	N/A	N/A	PEAK

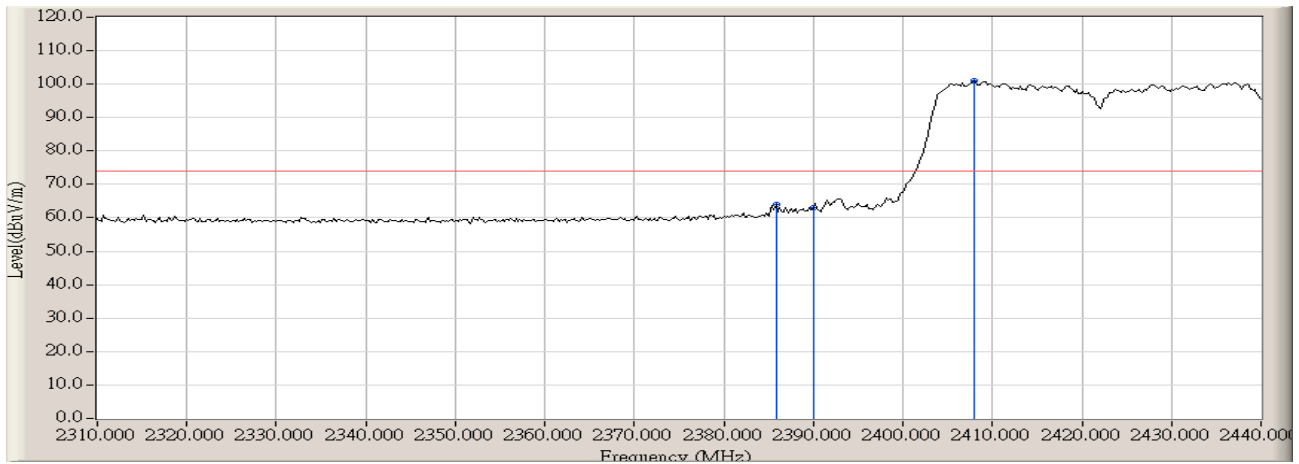


Engineer : Robin	
Site : AC-2 (3m Semi-Anechoic Chamber)	Time : 2008/08/12 - 10:02
Limit : FCC_SpartC_15.209_03M_AV	Margin : 0
EUT : Notebook(Intel 5300)	Probe : BBHA9120D_496(1-18GHz) - HORIZONTAL
Power : AC 120V/60Hz	Note : Mode 5: Transmit by 802.11n(40MHz) at channel 2422MHz (Chain A+B+C)



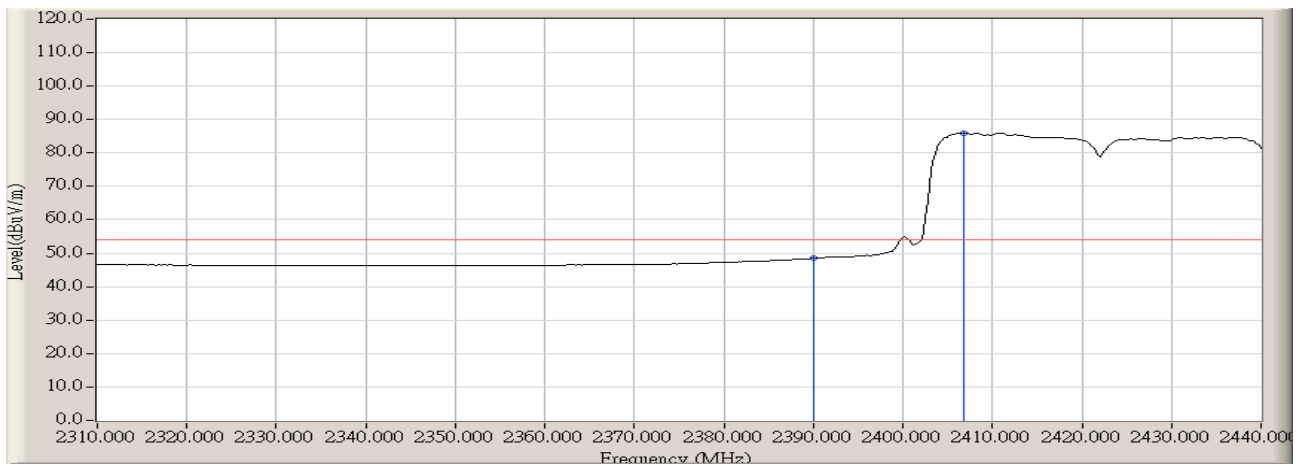
		Frequency (MHz)	Correct Factor (dB)	Reading Level (dBuV)	Measure Level (dBuV/m)	Margin (dB)	Limit (dBuV/m)	Detector Type
1		2390.000	32.722	16.552	49.274	-4.696	53.970	AVERAGE
2	*	2406.633	32.728	55.102	87.829	N/A	N/A	AVERAGE

Engineer : Robin	
Site : AC-2 (3m Semi-Anechoic Chamber)	Time : 2008/08/12 - 10:06
Limit : FCC_SpartC_15.209_03M_PK	Margin : 0
EUT : Notebook(Intel 5300)	Probe : BBHA9120D_496(1-18GHz) - VERTICAL
Power : AC 120V/60Hz	Note : Mode 5: Transmit by 802.11n(40MHz) at channel 2422MHz (Chain A+B+C)



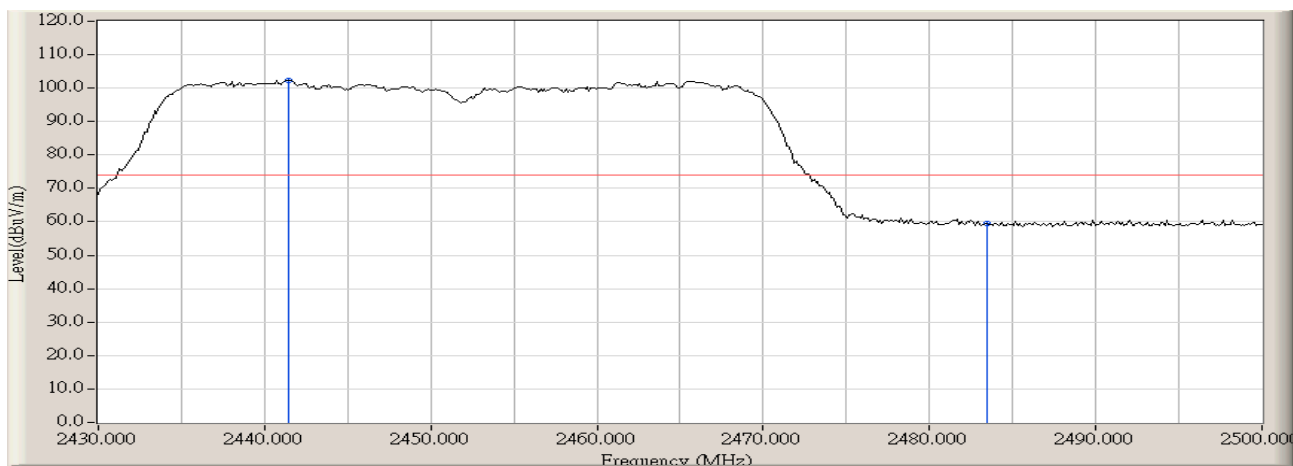
		Frequency (MHz)	Correct Factor (dB)	Reading Level (dBuV)	Measure Level (dBuV/m)	Margin (dB)	Limit (dBuV/m)	Detector Type
1		2385.833	32.724	31.257	63.982	-9.988	73.970	PEAK
2		2390.000	32.722	30.363	63.085	-10.885	73.970	PEAK
3	*	2407.933	32.728	68.178	100.906	N/A	N/A	PEAK

Engineer : Robin	
Site : AC-2 (3m Semi-Anechoic Chamber)	Time : 2008/08/12 - 10:07
Limit : FCC_SpartC_15.209_03M_AV	Margin : 0
EUT : Notebook(Intel 5300)	Probe : BBHA9120D_496(1-18GHz) - VERTICAL
Power : AC 120V/60Hz	Note : Mode 5: Transmit by 802.11n(40MHz) at channel 2422MHz (Chain A+B+C)



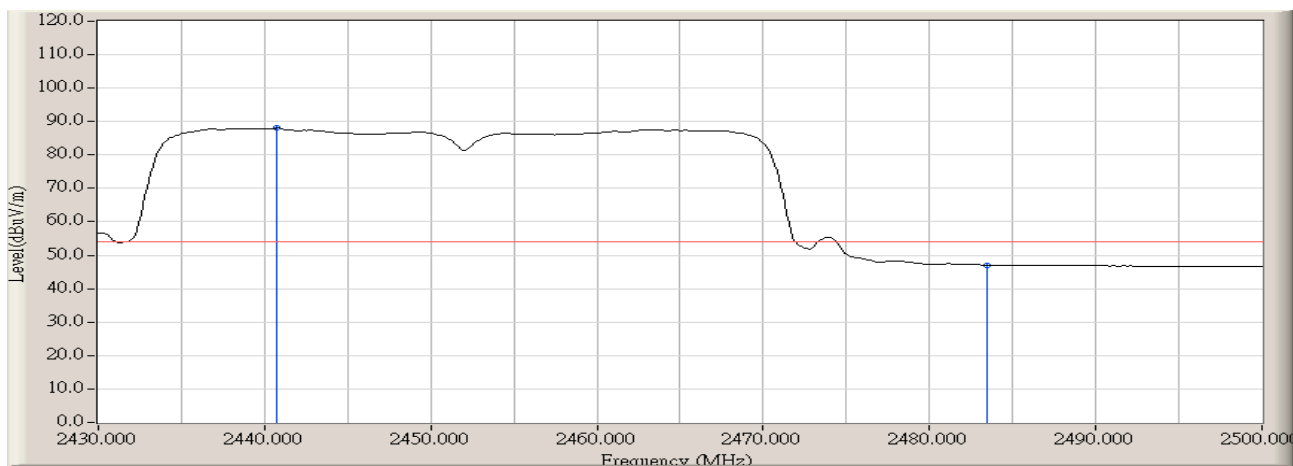
		Frequency (MHz)	Correct Factor (dB)	Reading Level (dBuV)	Measure Level (dBuV/m)	Margin (dB)	Limit (dBuV/m)	Detector Type
1		2390.000	32.722	15.761	48.483	-5.487	53.970	AVERAGE
2	*	2406.850	32.727	53.294	86.022	N/A	N/A	AVERAGE

Engineer : Robin	
Site : AC-2 (3m Semi-Anechoic Chamber)	Time : 2008/08/12 - 10:10
Limit : FCC_SpartC_15.209_03M_PK	Margin : 0
EUT : Notebook(Intel 5300)	Probe : BBHA9120D_496(1-18GHz) - HORIZONTAL
Power : AC 120V/60Hz	Note : Mode 5: Transmit by 802.11n(40MHz) at channel 2452MHz (Chain A+B+C)



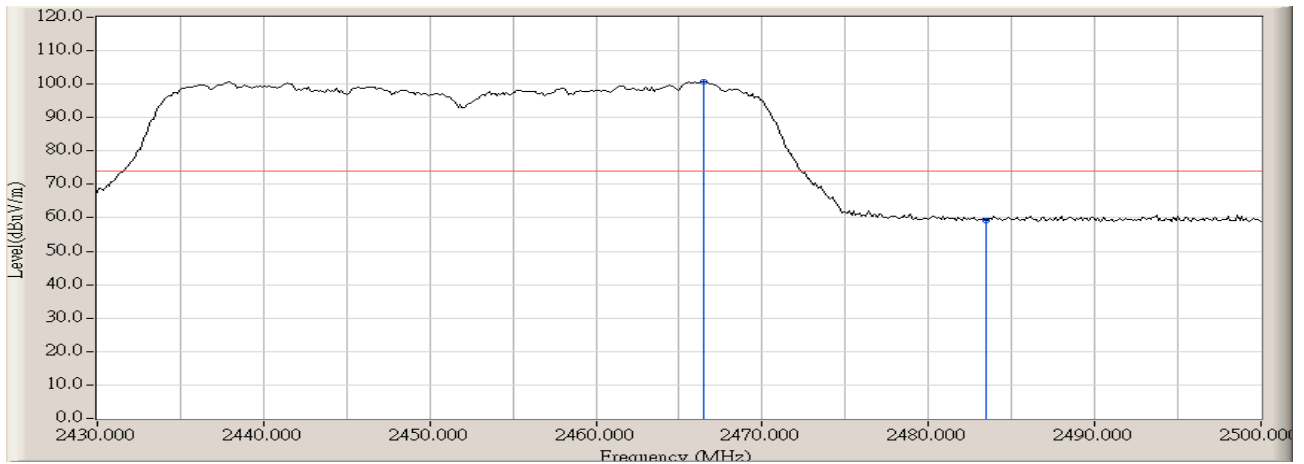
		Frequency (MHz)	Correct Factor (dB)	Reading Level (dBuV)	Measure Level (dBuV/m)	Margin (dB)	Limit (dBuV/m)	Detector Type
1	*	2441.433	32.776	69.490	102.266	N/A	N/A	PEAK
2		2483.500	32.787	26.599	59.386	-14.584	73.970	PEAK

Engineer : Robin	
Site : AC-2 (3m Semi-Anechoic Chamber)	Time : 2008/08/12 - 10:11
Limit : FCC_SpartC_15.209_03M_AV	Margin : 0
EUT : Notebook(Intel 5300)	Probe : BBHA9120D_496(1-18GHz) - HORIZONTAL
Power : AC 120V/60Hz	Note : Mode 5: Transmit by 802.11n(40MHz) at channel 2452MHz (Chain A+B+C)



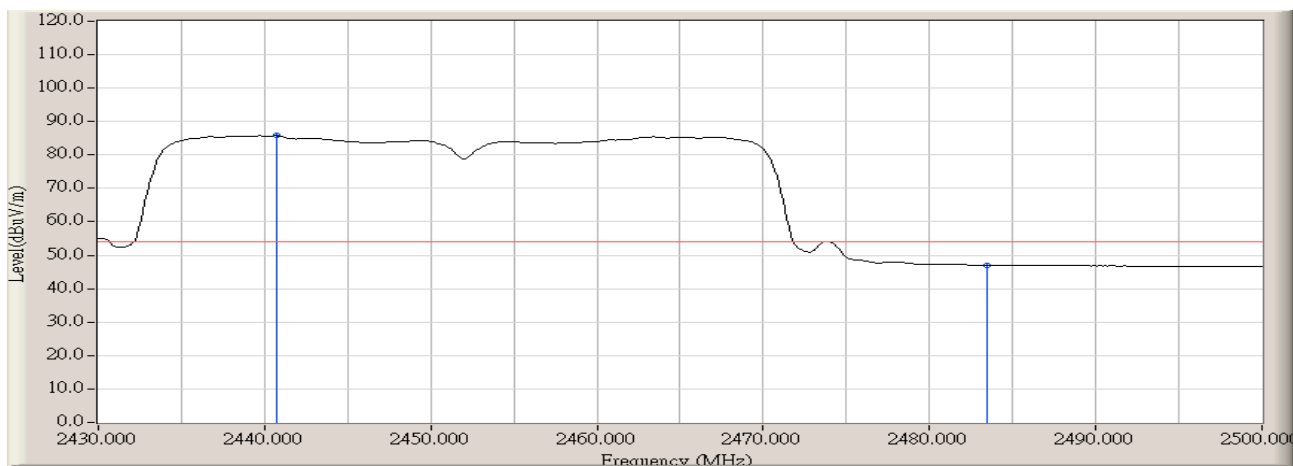
		Frequency (MHz)	Correct Factor (dB)	Reading Level (dBuV)	Measure Level (dBuV/m)	Margin (dB)	Limit (dBuV/m)	Detector Type
1	*	2440.733	32.775	55.233	88.008	N/A	N/A	AVERAGE
2		2483.500	32.787	14.288	47.075	-6.895	53.970	AVERAGE

Engineer : Robin	
Site : AC-2 (3m Semi-Anechoic Chamber)	Time : 2008/08/12 - 10:14
Limit : FCC_SpartC_15.209_03M_PK	Margin : 0
EUT : Notebook(Intel 5300)	Probe : BBHA9120D_496(1-18GHz) - VERTICAL
Power : AC 120V/60Hz	Note : Mode 5: Transmit by 802.11n(40MHz) at channel 2452MHz (Chain A+B+C)



		Frequency (MHz)	Correct Factor (dB)	Reading Level (dBuV)	Measure Level (dBuV/m)	Margin (dB)	Limit (dBuV/m)	Detector Type
1	*	2466.517	32.790	68.031	100.821	N/A	N/A	PEAK
2		2483.500	32.787	26.501	59.288	-14.682	73.970	PEAK

<b>Engineer : Robin</b>	
<b>Site : AC-2 (3m Semi-Anechoic Chamber)</b>	<b>Time : 2008/08/12 - 10:15</b>
<b>Limit : FCC_SpartC_15.209_03M_AV</b>	<b>Margin : 0</b>
<b>EUT : Notebook(Intel 5300)</b>	<b>Probe : BBHA9120D_496(1-18GHz) - VERTICAL</b>
<b>Power : AC 120V/60Hz</b>	<b>Note : Mode 5: Transmit by 802.11n(40MHz) at channel 2452MHz (Chain A+B+C)</b>



		Frequency (MHz)	Correct Factor (dB)	Reading Level (dBuV)	Measure Level (dBuV/m)	Margin (dB)	Limit (dBuV/m)	Detector Type
1	*	2440.733	32.775	52.985	85.760	N/A	N/A	AVERAGE
2		2483.500	32.787	14.162	46.949	-7.021	53.970	AVERAGE

## 7. Operation Frequency Range of 20dB Bandwidth

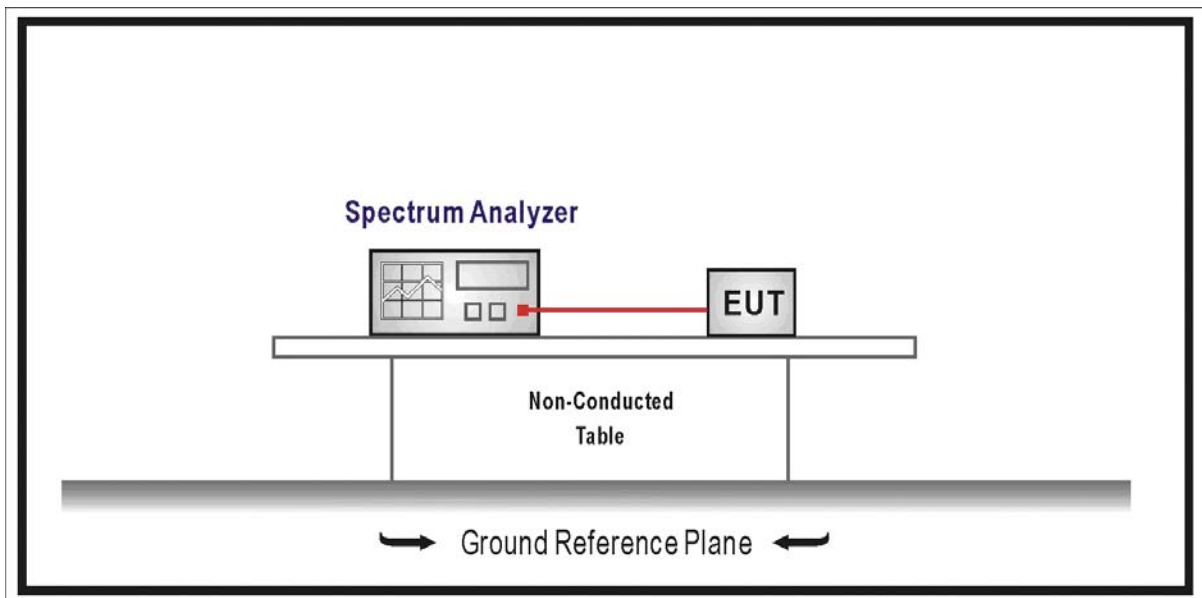
### 7.1. Test Equipment

Operation Frequency Range of 20dB Bandwidth / AC-4

Instrument	Manufacturer	Type No.	Serial No.	Cal. Date
Spectrum Analyzer	Agilent	E4446A	MY45300103	2008/06/11
Coaxial Cable	Huber+Suhner	AC4-RF	09	2007/11/25
Temperature/Humidity Meter	zhicheng	ZC1-2	QT-TH007	2008/03/09

Note: All equipments are calibrated with traceable calibrations. Each calibration is traceable to the national or international standards.

### 7.2. Test Setup



### 7.3. Limit

20 dB bandwidth of the emission is contained within the operation frequency band.

### 7.4. Test Procedure

The EUT was tested according to DTS test procedure of Oct 2002 KDB558074 for compliance to FCC 47CFR 15.247 requirements.

Set RBW = 100 kHz, Span greater than RBW.



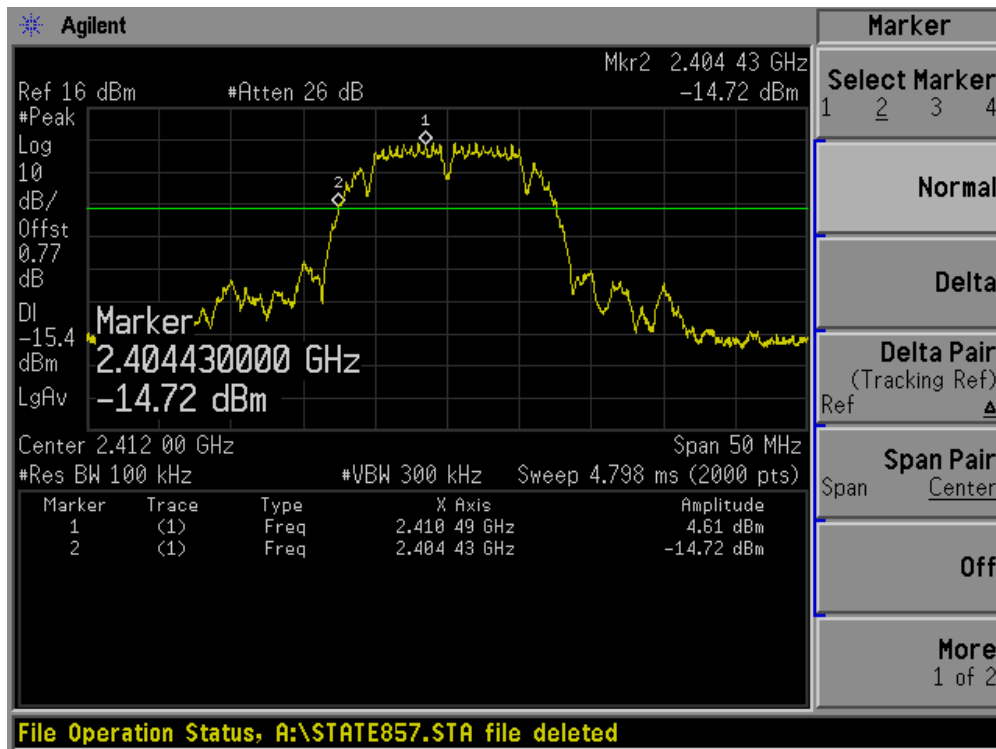
## 7.5. Uncertainty

The measurement uncertainty is defined as  $\pm 1$  kHz

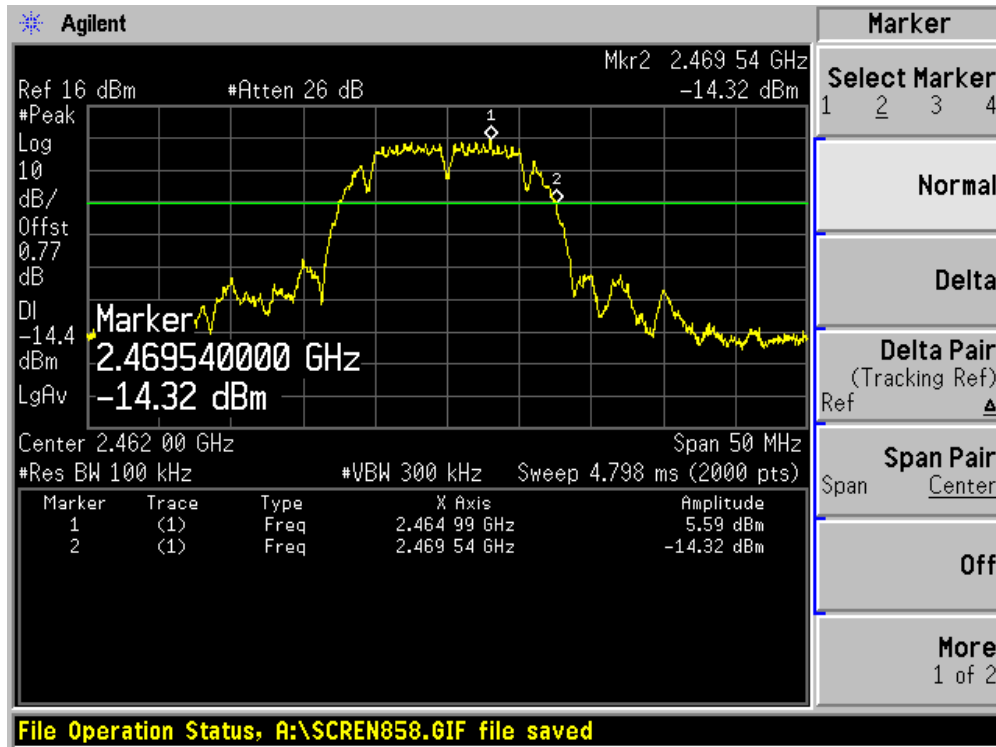
7.6. Test Result

Product	:	Notebook Computer
Test Item	:	Operation Frequency Range of 20dB Bandwidth
Test Site	:	AC-4
Test Mode	:	Mode 1: Transmit by 802.11b (Chain A)

Channel 01 (2412MHz)

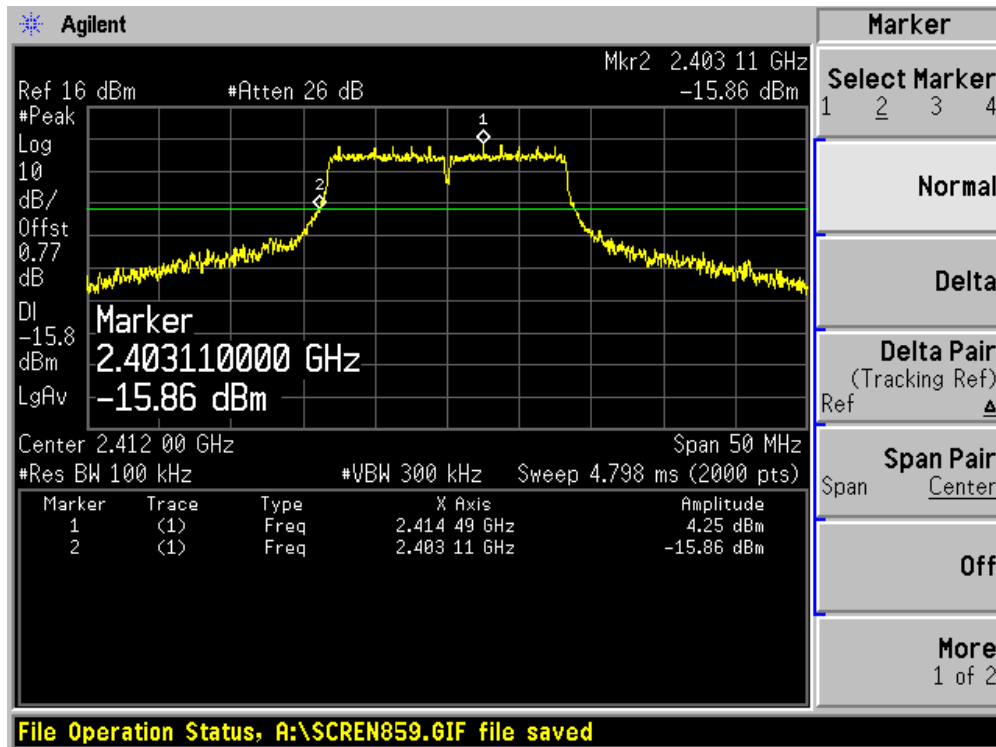


Channel 11 (2462MHz)

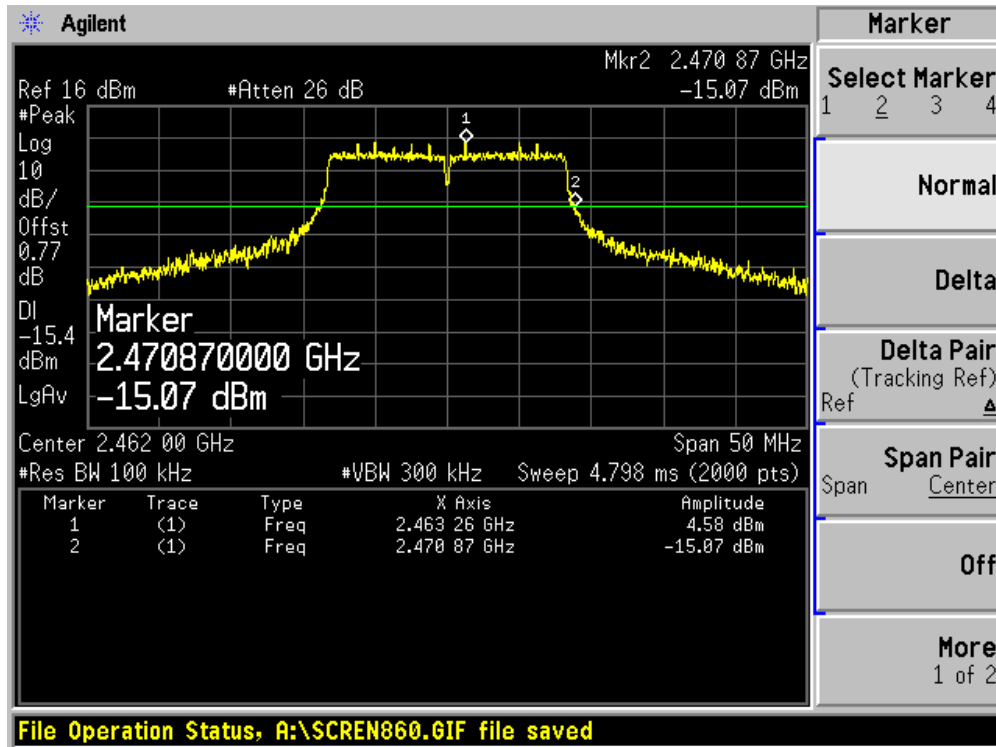


Product	:	Notebook Computer
Test Item	:	Operation Frequency Range of 20dB Bandwidth
Test Site	:	AC-4
Test Mode	:	Mode 2: Transmit by 802.11g (Chain A)

### Channel 01 (2412MHz)

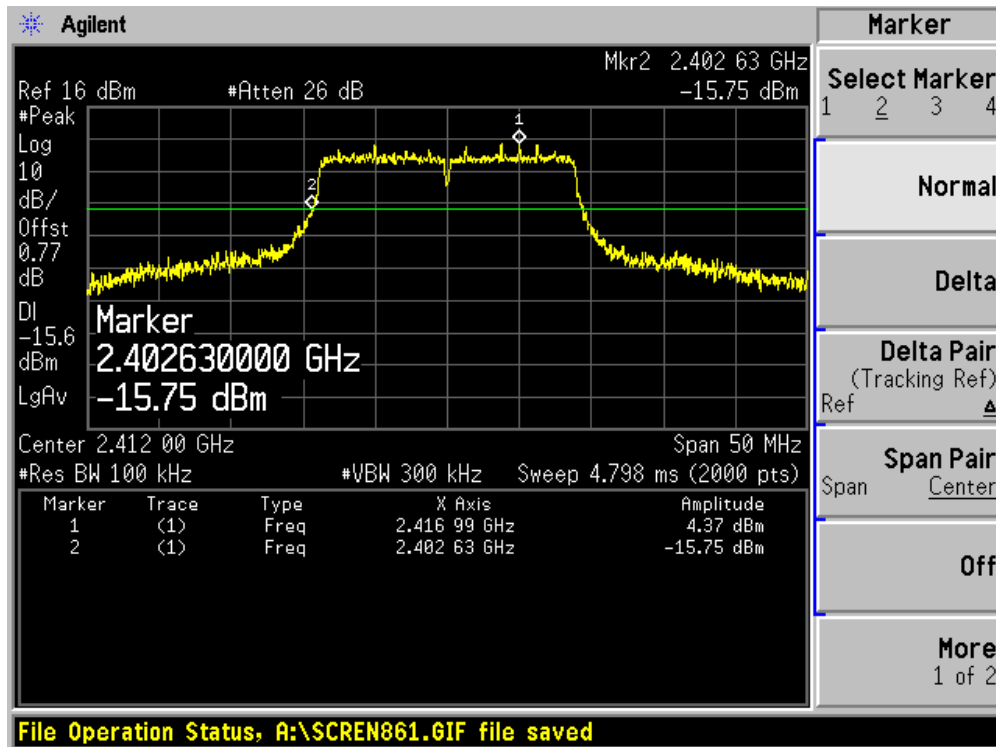


Channel 11 (2462MHz)

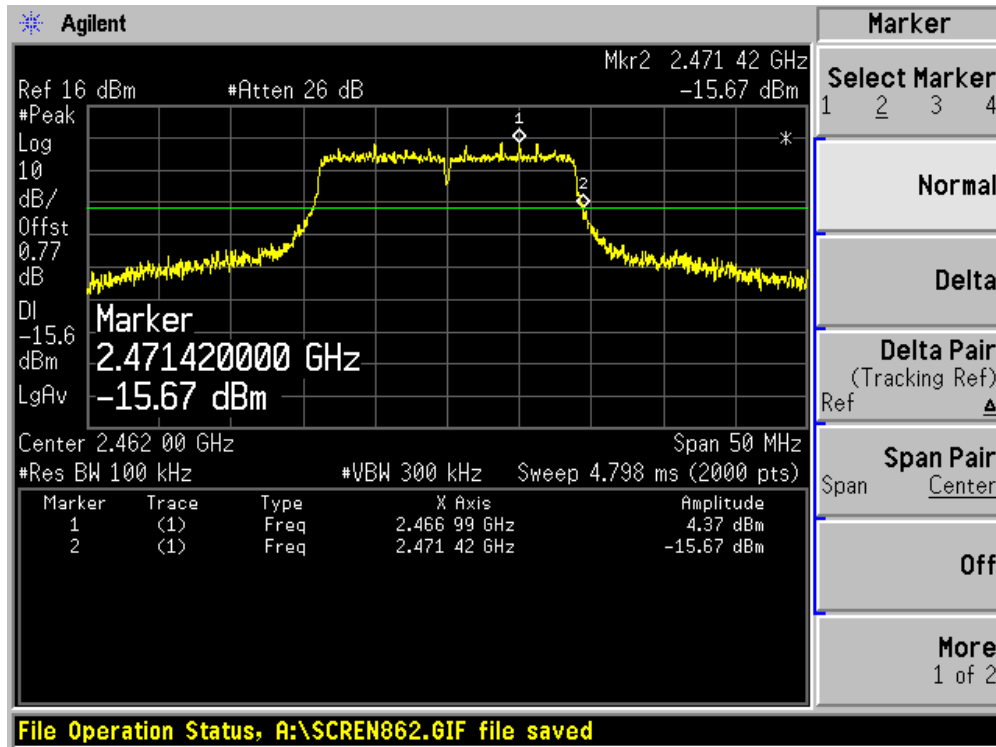


Product	:	Notebook Computer
Test Item	:	Operation Frequency Range of 20dB Bandwidth
Test Site	:	AC-4
Test Mode	:	Mode 4: Transmit by 802.11n (20MHz) (Chain A)

### Channel 01 (2412MHz)

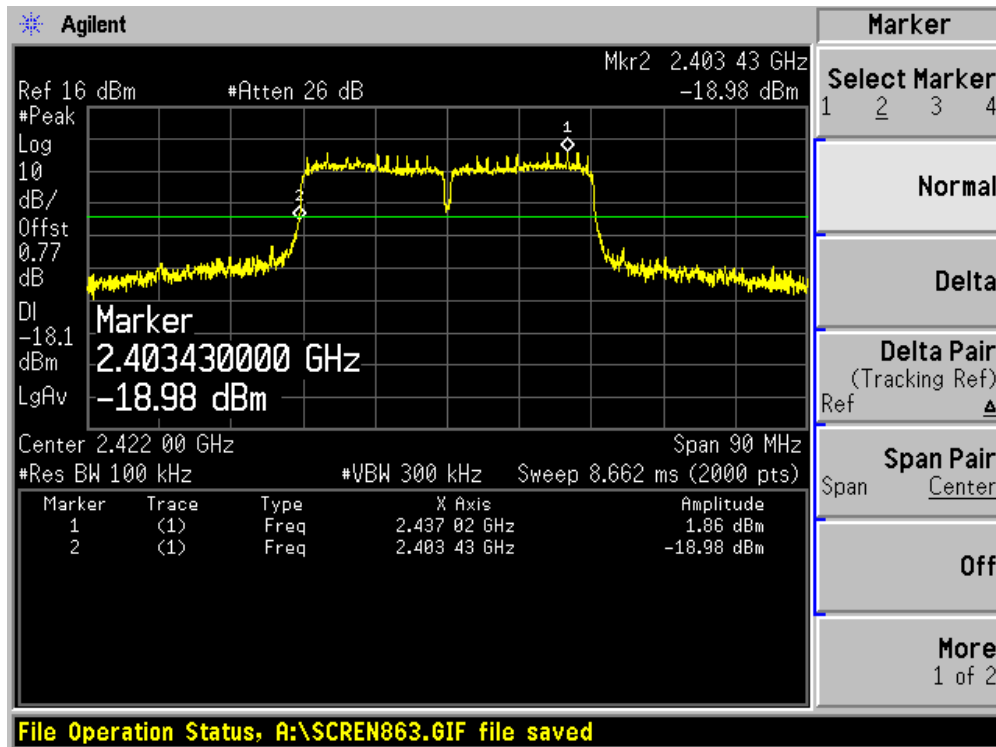


Channel 11 (2462MHz)



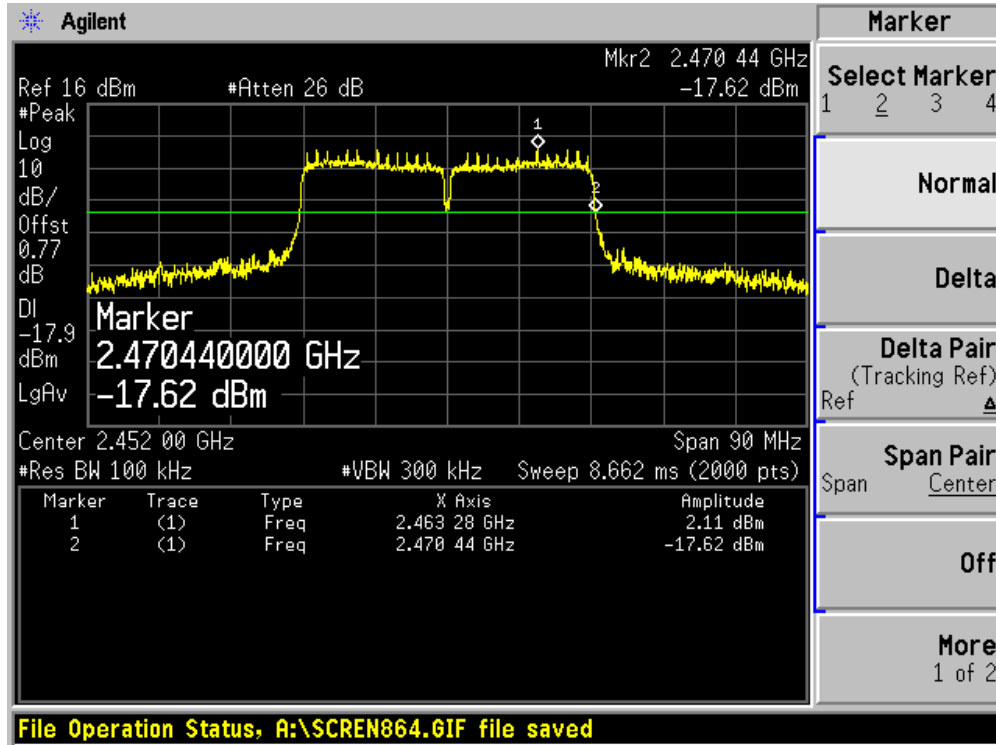
Product	:	Notebook Computer
Test Item	:	Operation Frequency Range of 20dB Bandwidth
Test Site	:	AC-4
Test Mode	:	Mode 5: Transmit by 802.11n (40MHz)

### Channel 03 (2422MHz)



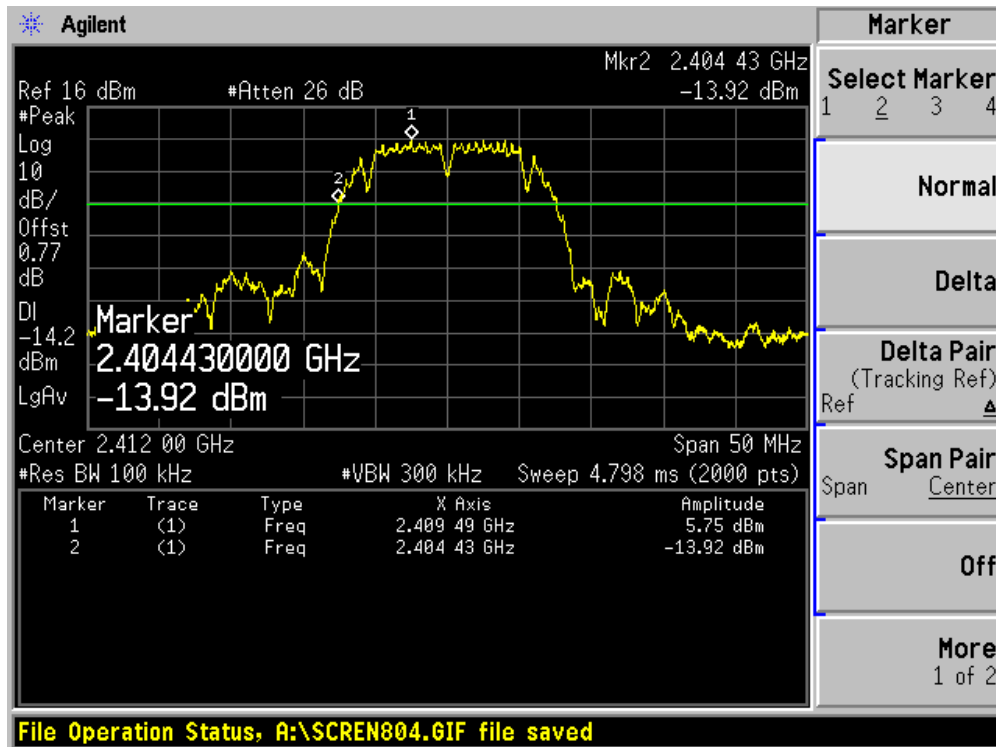


Channel 09 (2452MHz)

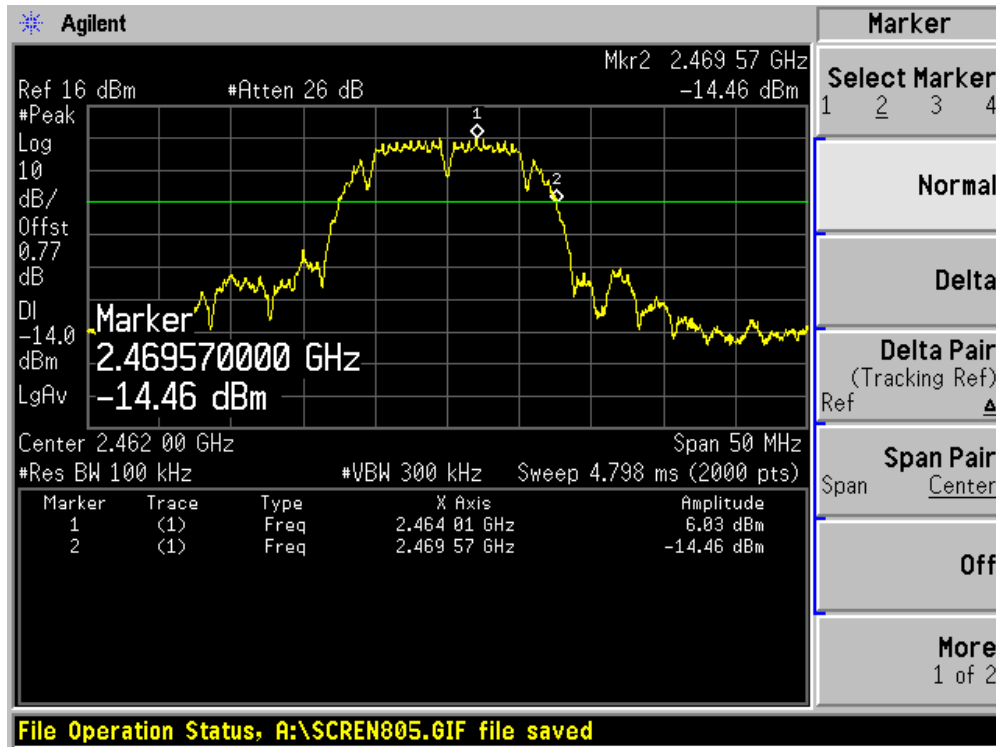


Product	:	Notebook Computer
Test Item	:	Operation Frequency Range of 20dB Bandwidth
Test Site	:	AC-4
Test Mode	:	Mode 1: Transmit by 802.11b (Chain B)

Channel 01 (2412MHz)

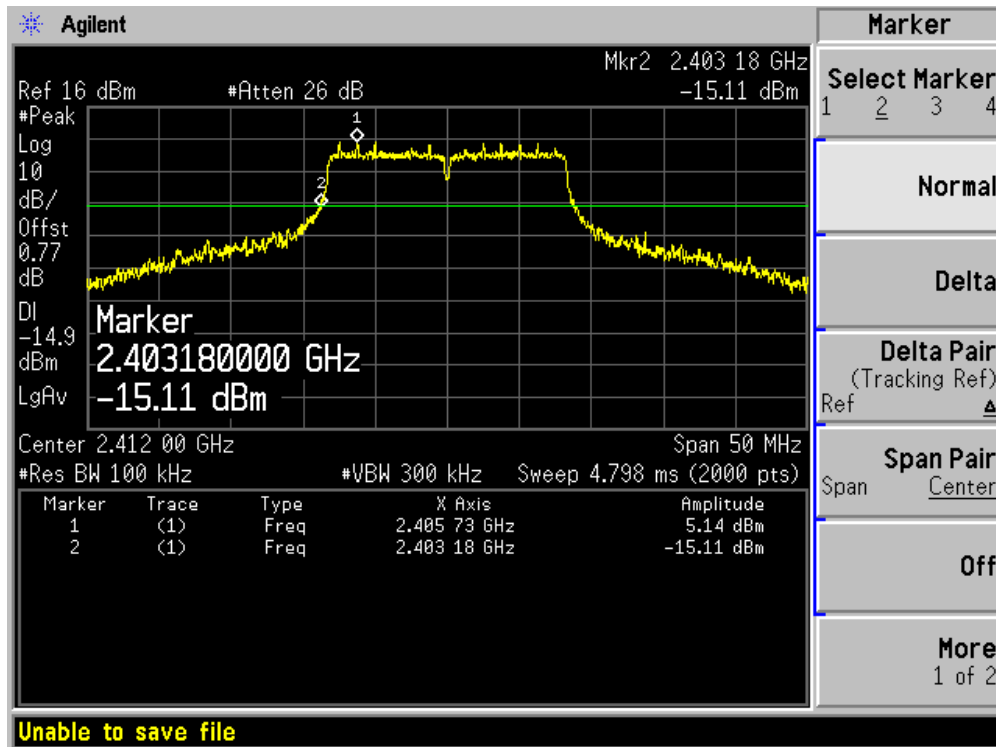


Channel 11 (2462MHz)

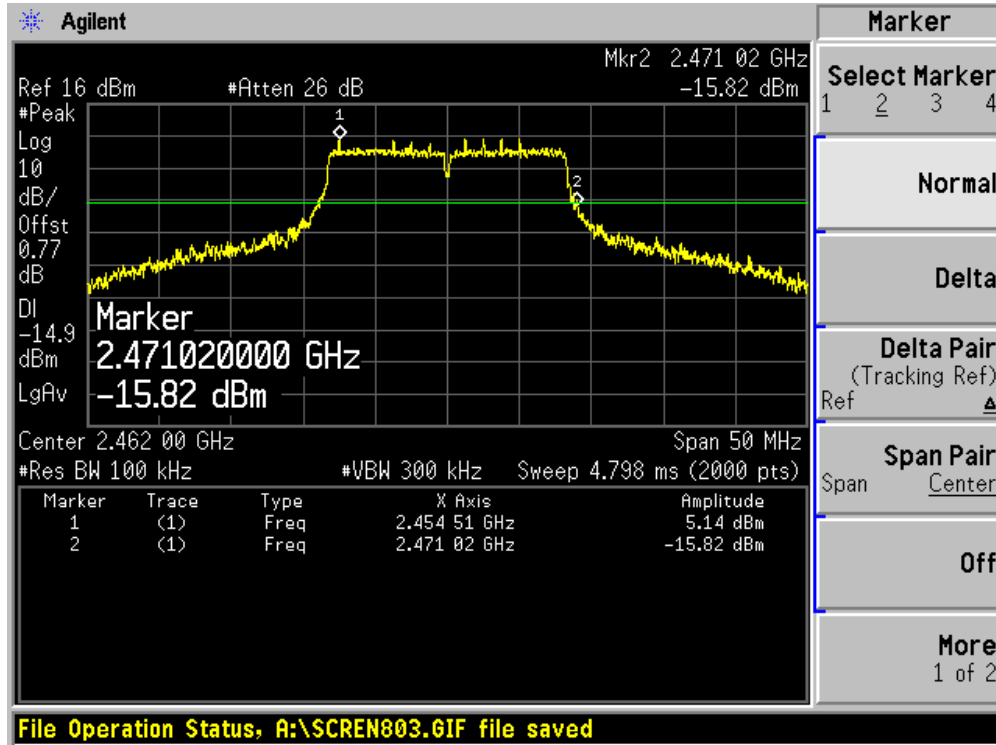


Product	:	Notebook Computer
Test Item	:	Operation Frequency Range of 20dB Bandwidth
Test Site	:	AC-4
Test Mode	:	Mode 2: Transmit by 802.11g (Chain B)

### Channel 01 (2412MHz)

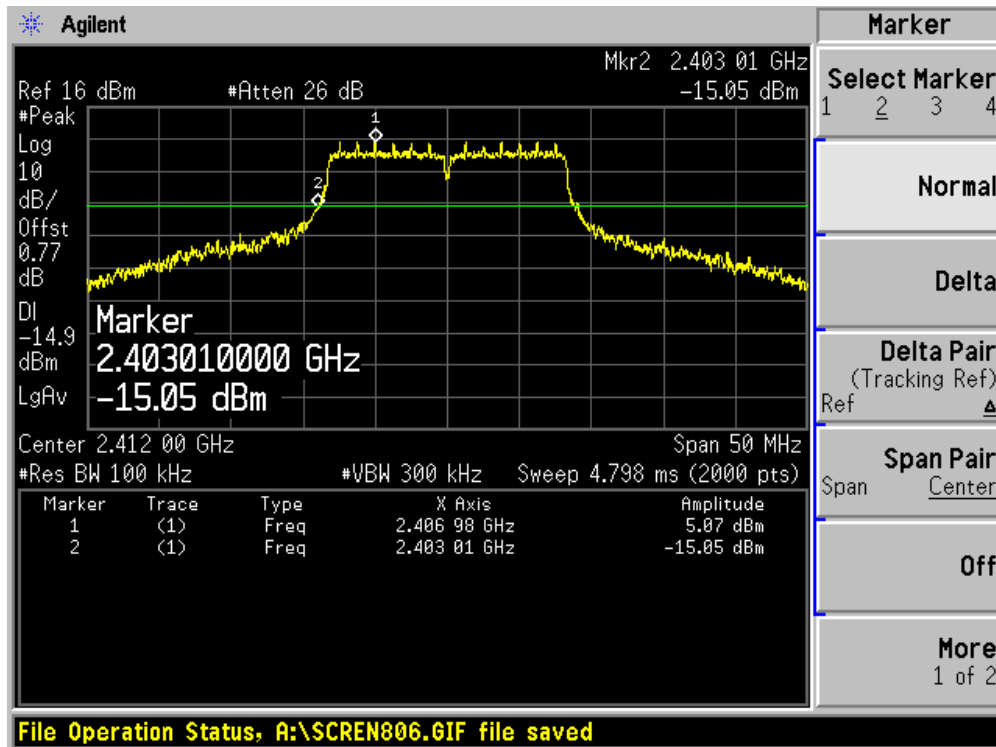


Channel 11 (2462MHz)

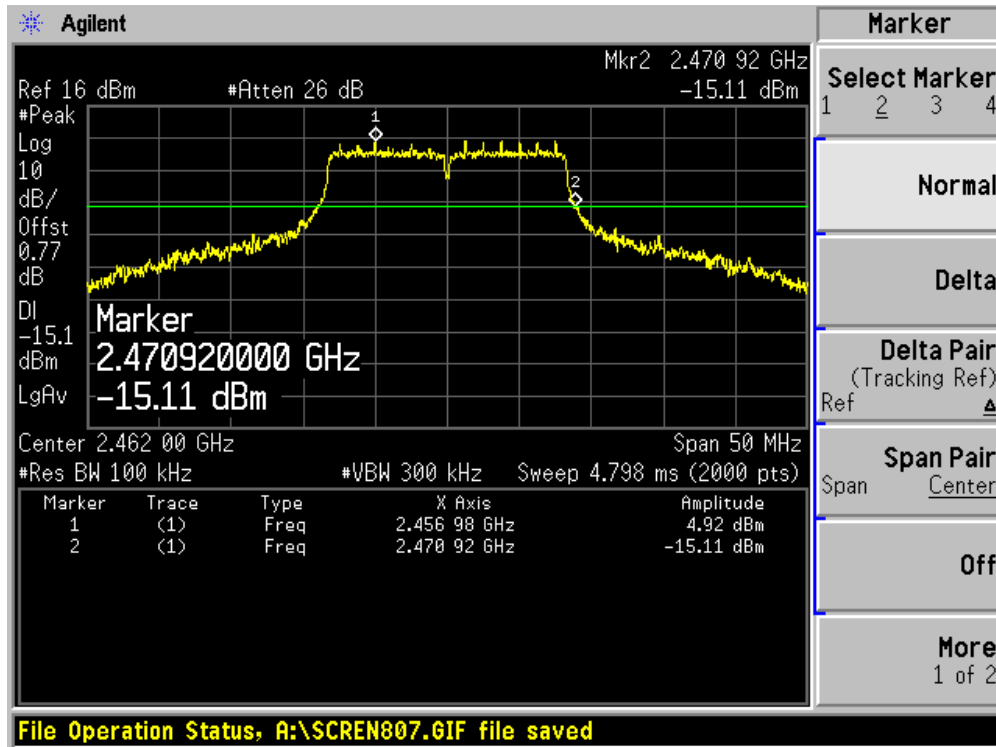


Product	:	Notebook Computer
Test Item	:	Operation Frequency Range of 20dB Bandwidth
Test Site	:	AC-4
Test Mode	:	Mode 4: Transmit by 802.11n (20MHz) (Chain B)

Channel 01 (2412MHz)

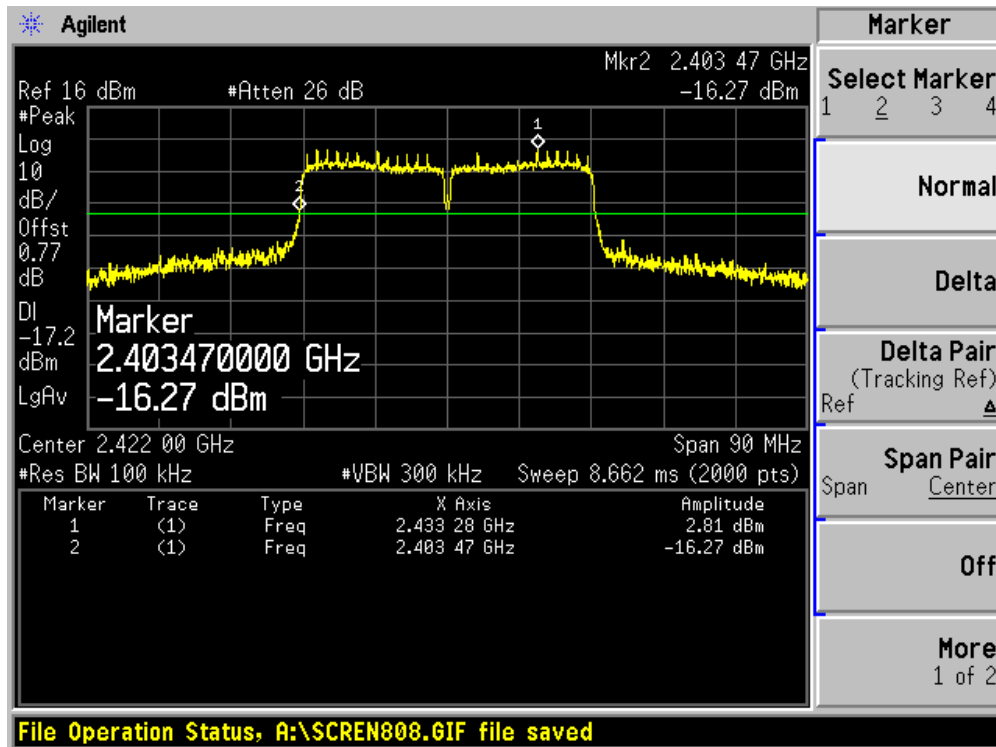


Channel 11 (2462MHz)



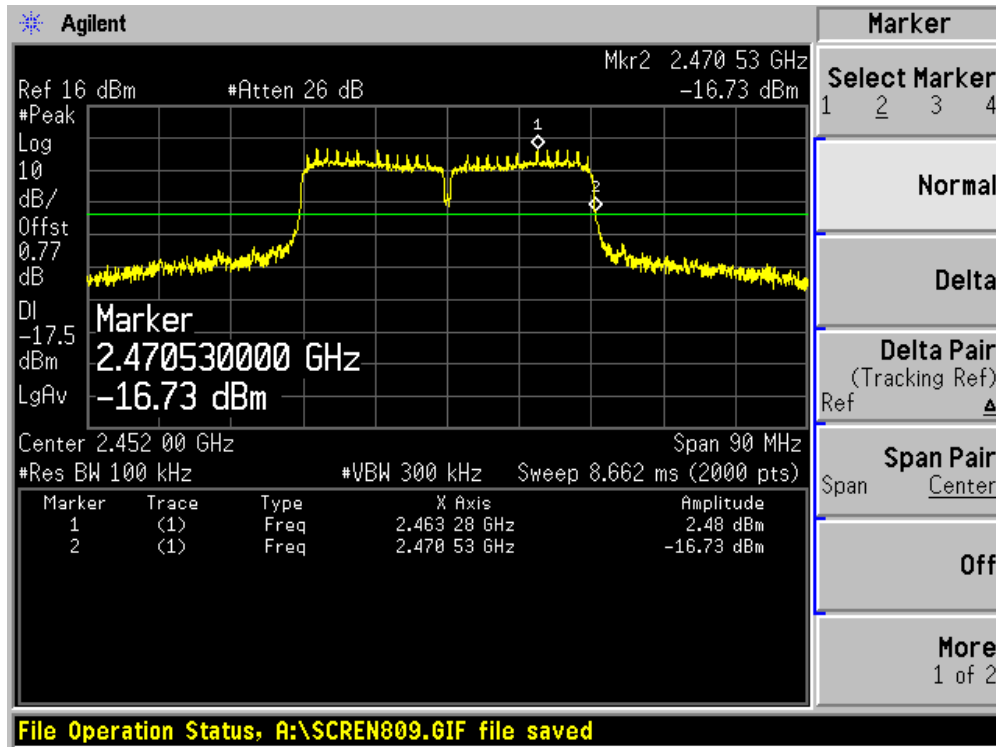
Product	:	Notebook Computer
Test Item	:	Operation Frequency Range of 20dB Bandwidth
Test Site	:	AC-4
Test Mode	:	Mode 5: Transmit by 802.11n (40MHz) (Chain B)

Channel 03 (2422MHz)



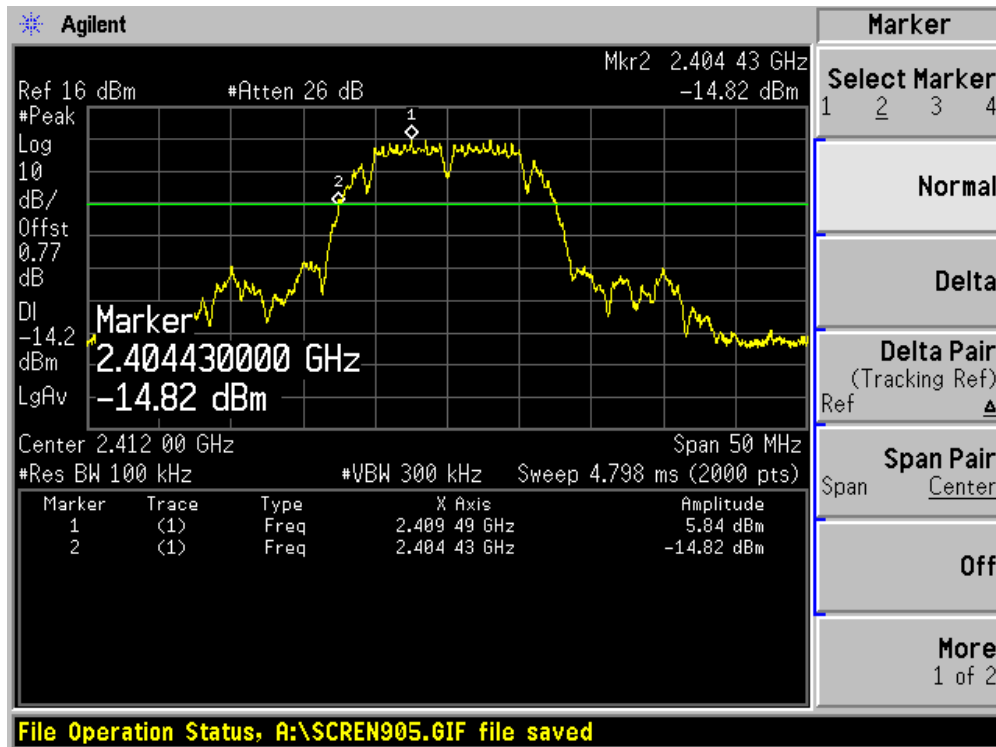


Channel 09 (2452MHz)

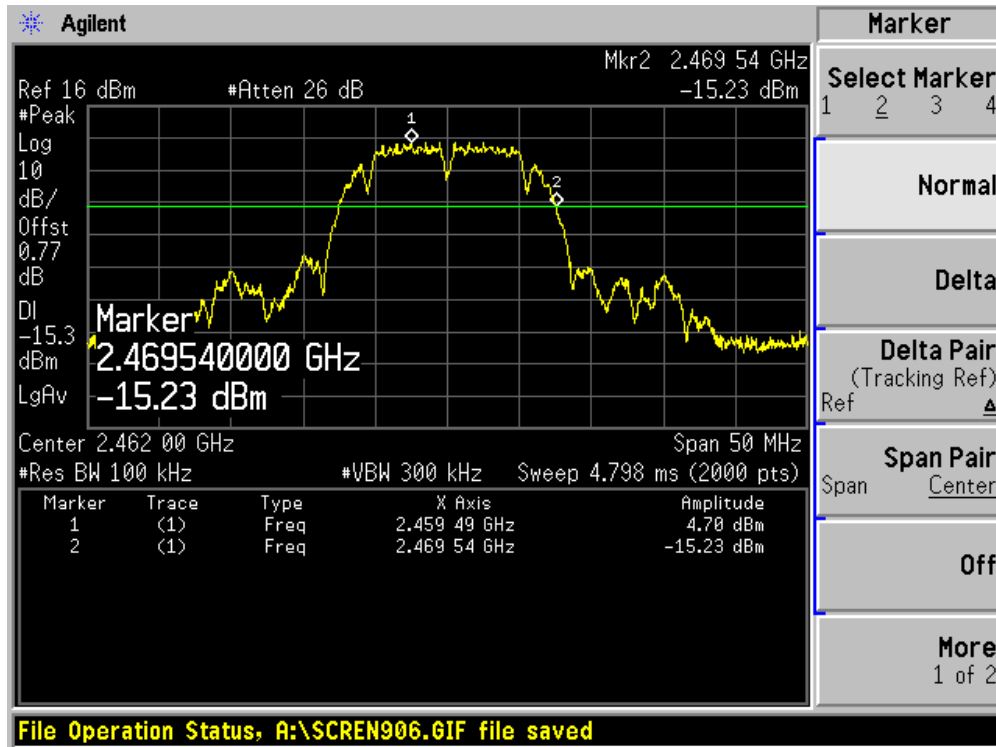


Product	:	Notebook Computer
Test Item	:	Operation Frequency Range of 20dB Bandwidth
Test Site	:	AC-4
Test Mode	:	Mode 1: Transmit by 802.11b (Chain C)

Channel 01 (2412MHz)

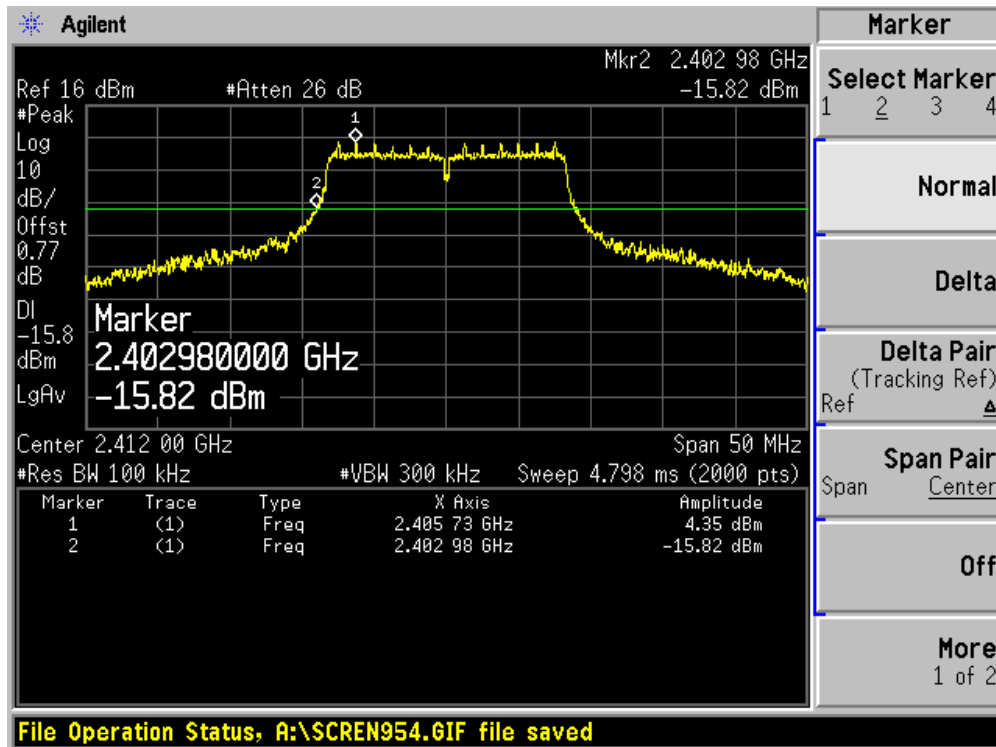


Channel 11 (2462MHz)

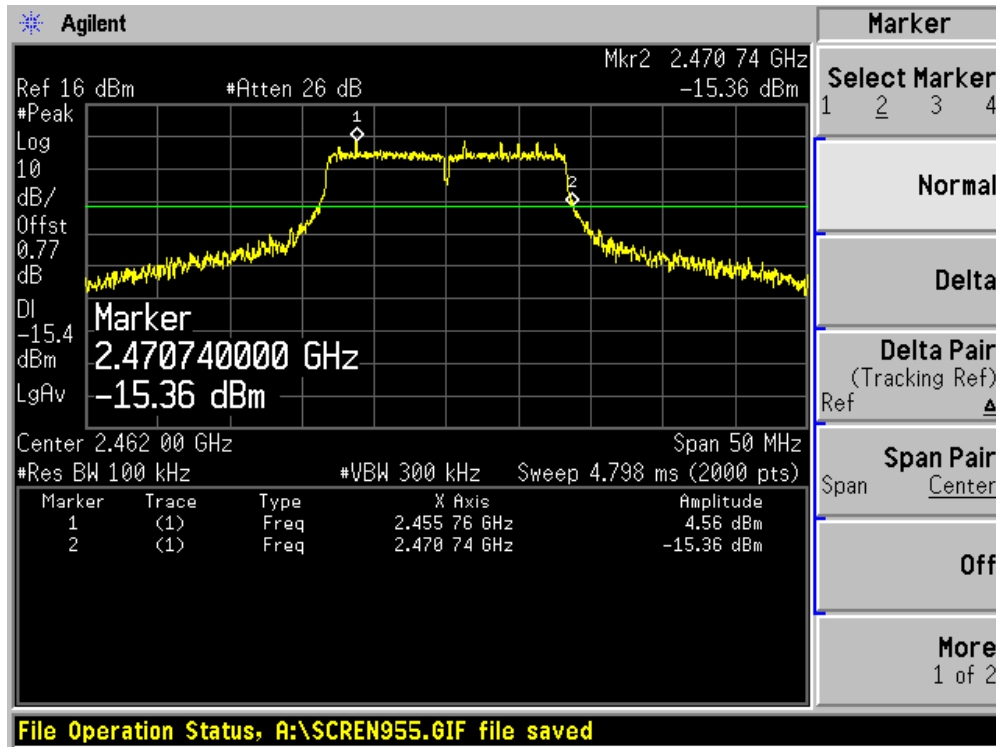


Product	:	Notebook Computer
Test Item	:	Operation Frequency Range of 20dB Bandwidth
Test Site	:	AC-4
Test Mode	:	Mode 2: Transmit by 802.11g (Chain C)

Channel 01 (2412MHz)

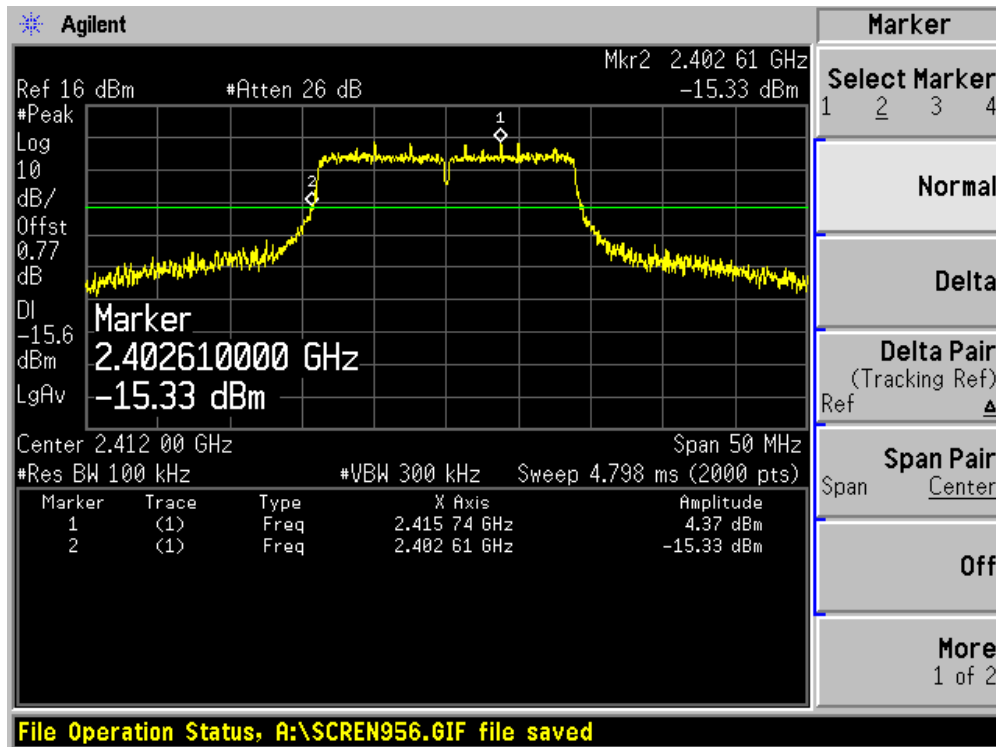


Channel 11 (2462MHz)

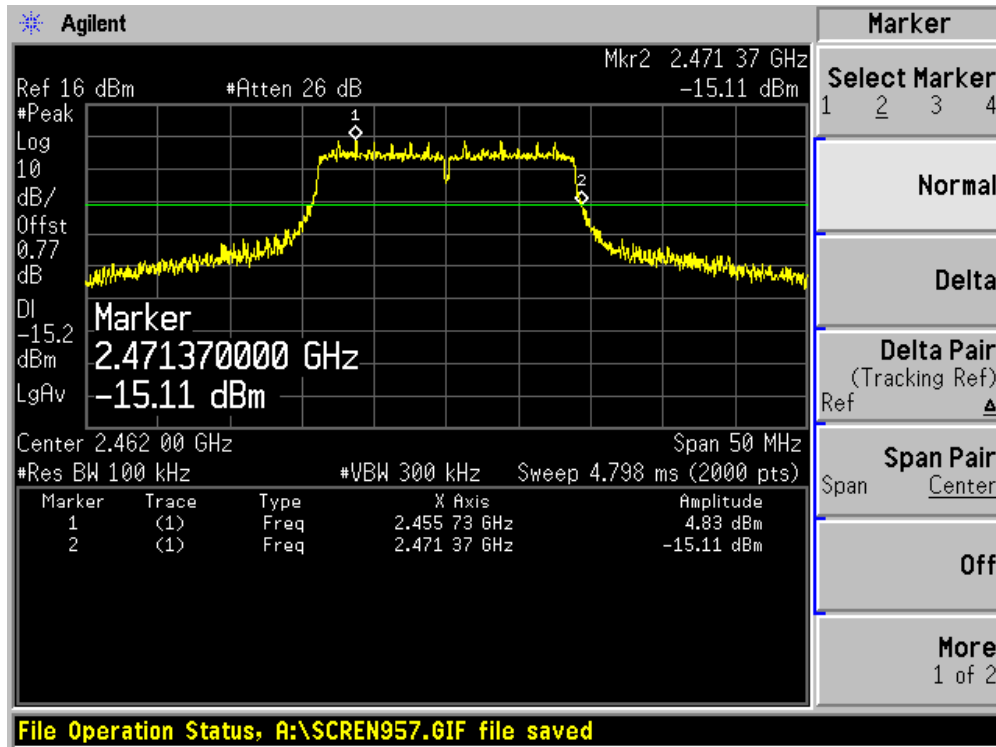


Product	:	Notebook Computer
Test Item	:	Operation Frequency Range of 20dB Bandwidth
Test Site	:	AC-4
Test Mode	:	Mode 4: Transmit by 802.11n (20MHz) (Chain C)

### Channel 01 (2412MHz)

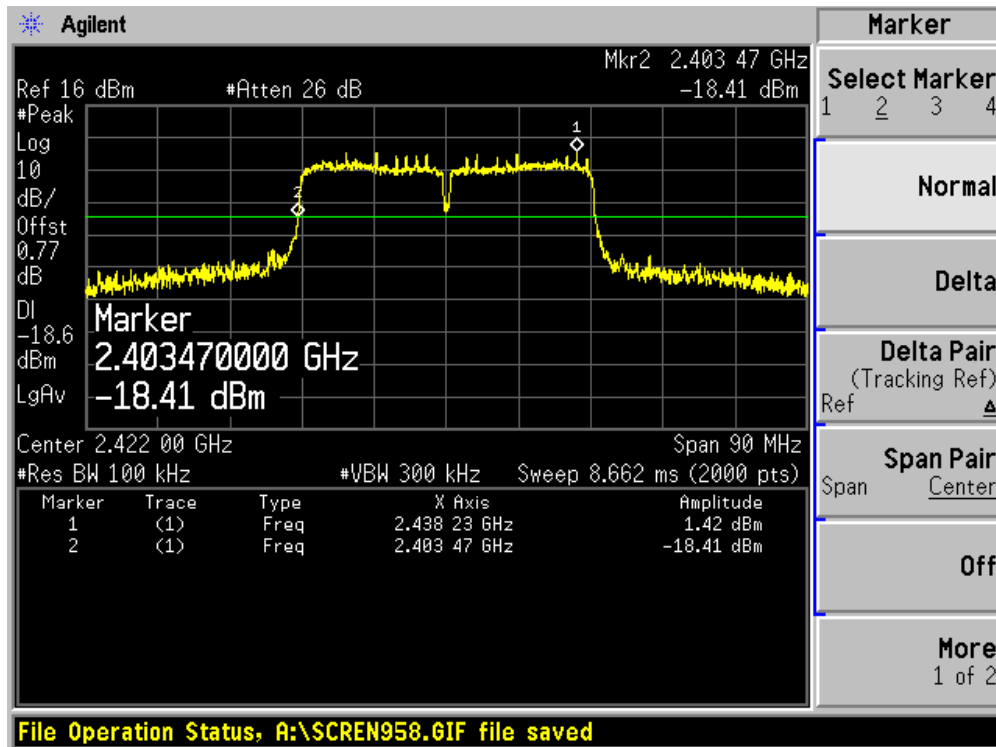


Channel 11 (2462MHz)



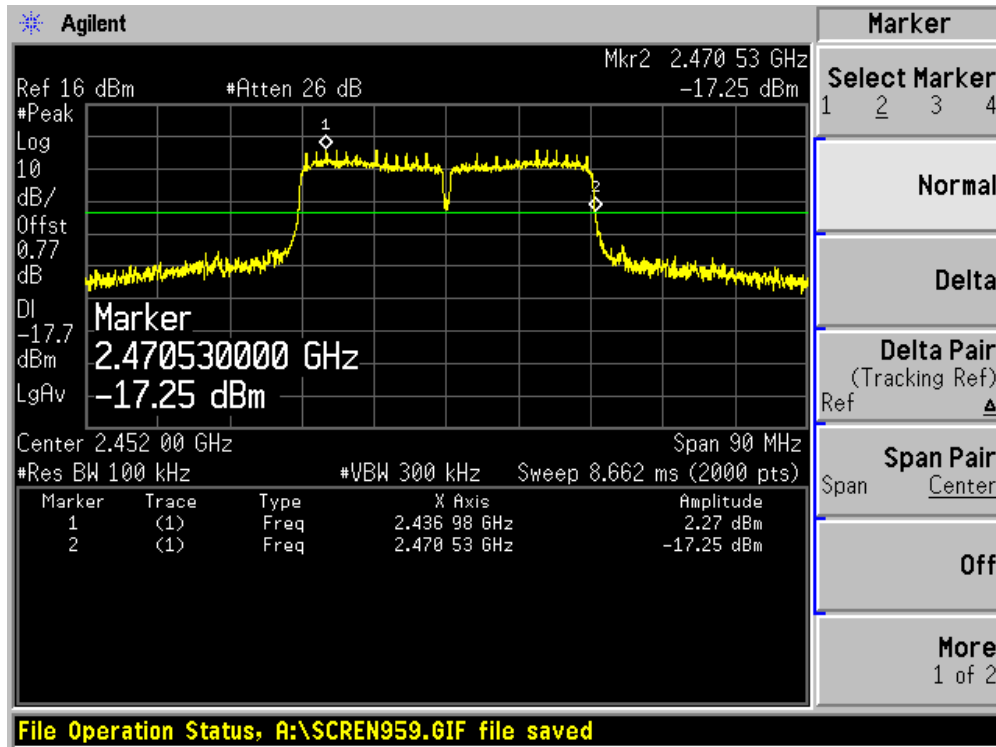
Product	:	Notebook Computer
Test Item	:	Operation Frequency Range of 20dB Bandwidth
Test Site	:	AC-4
Test Mode	:	Mode 5: Transmit by 802.11n (40MHz) (Chain C)

Channel 03 (2422MHz)





Channel 09 (2452MHz)



**8. Occupied Bandwidth**

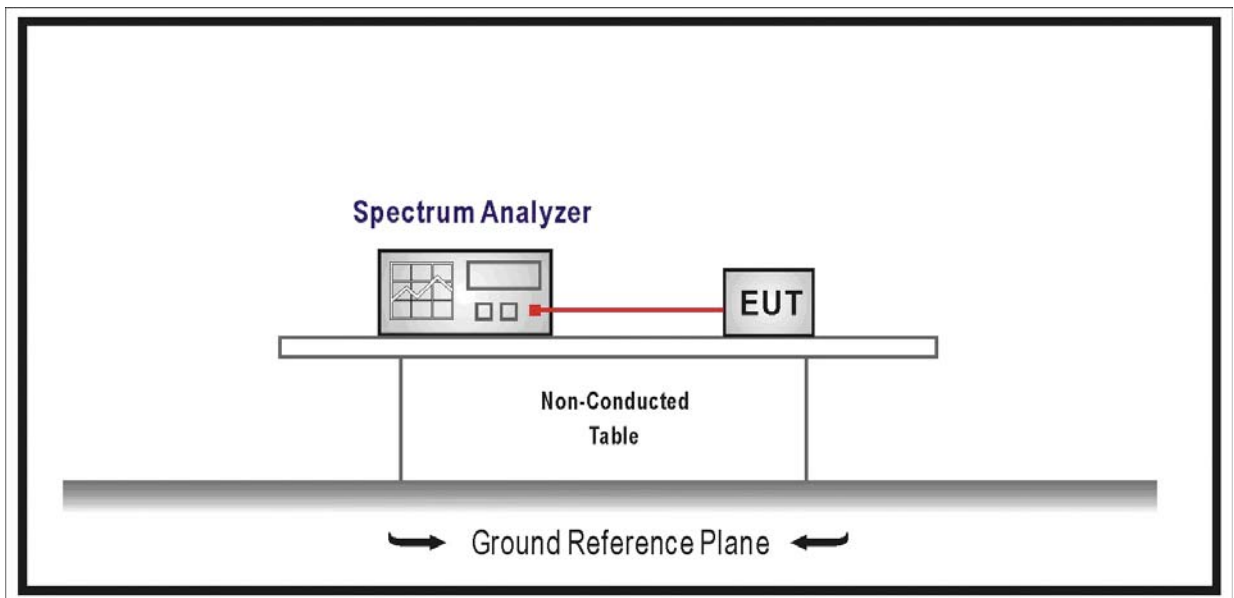
**8.1. Test Equipment**

Occupied Bandwidth / AC-4

Instrument	Manufacturer	Type No.	Serial No.	Cal. Date
Spectrum Analyzer	Agilent	E4446A	MY45300103	2008/06/11
Coaxial Cable	Huber+Suhner	AC4-RF	09	2007/11/25
Temperature/Humidity Meter	zhicheng	ZC1-2	QT-TH007	2008/03/09

Note: All equipments are calibrated with traceable calibrations. Each calibration is traceable to the national or international standards.

**8.2. Test Setup**



**8.3. Limit**

The minimum 6 dB bandwidth shall be at least 500 kHz.

**8.4. Test Procedure**

The EUT was tested according to DTS test procedure of Oct 2002 KDB558074 for compliance to FCC 47CFR 15.247 requirements.

Set RBW = 100 kHz, Span greater than RBW.

**8.5. Uncertainty**

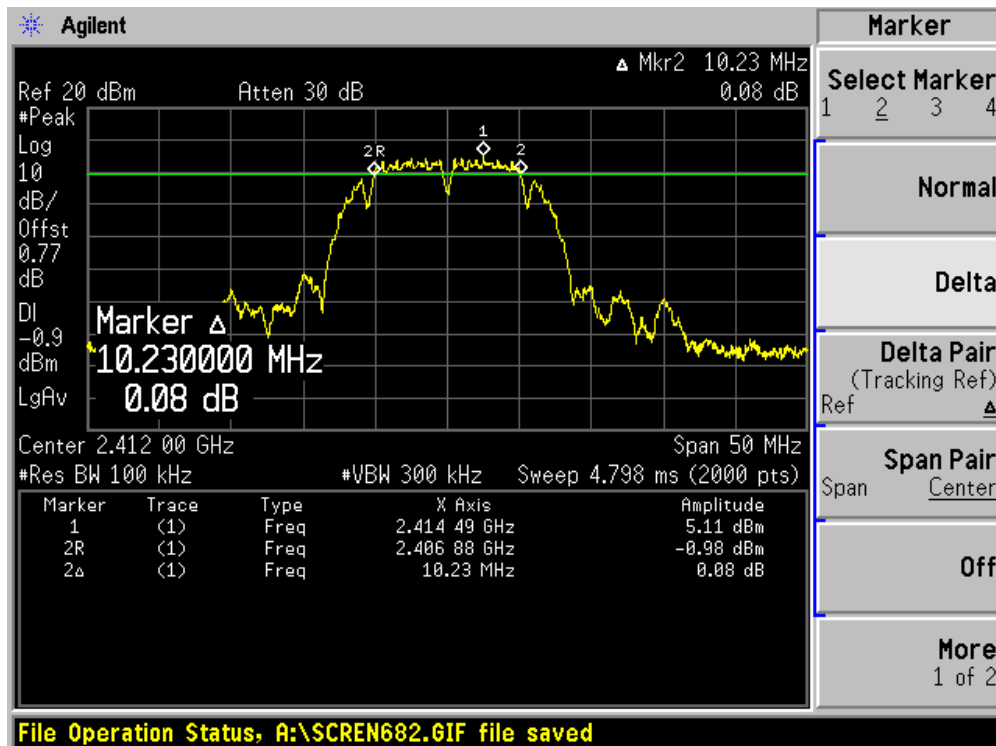
The measurement uncertainty is defined as  $\pm 1$  kHz

8.6. Test Result

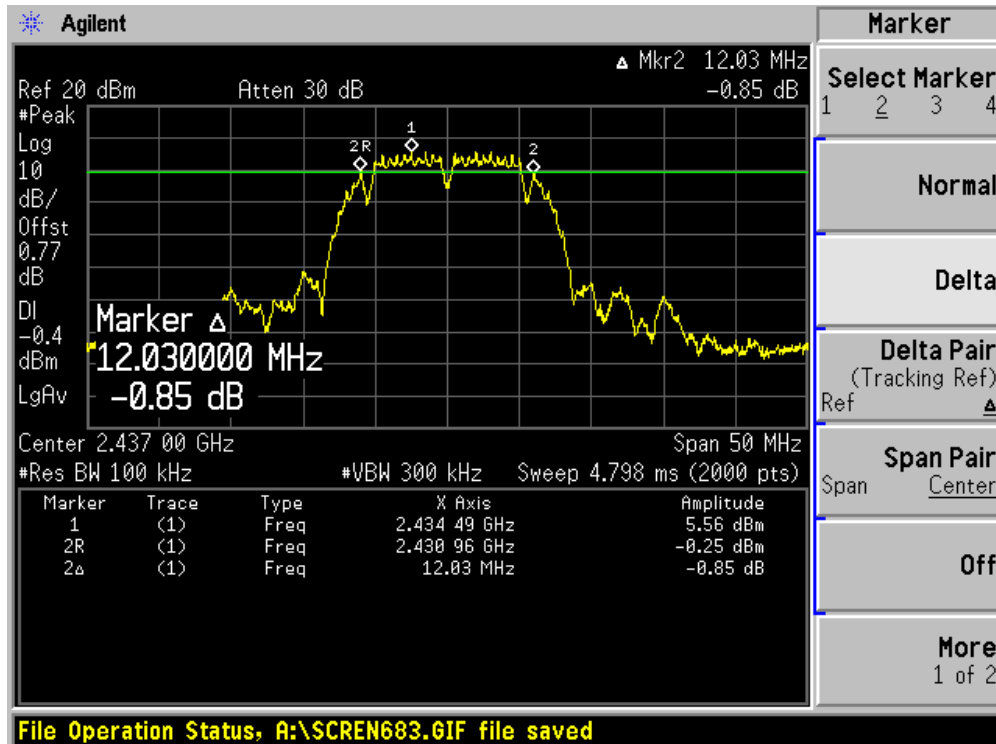
Product	:	Notebook Computer
Test Item	:	Occupied Bandwidth
Test Site	:	AC-4
Test Mode	:	Mode 1: Transmit by 802.11b (Chain A)

Channel No.	Frequency (MHz)	Occupied Bandwidth (kHz)	Limit (kHz)	Result
01	2412	10230	500	Pass
06	2437	12030	500	Pass
11	2462	11160	500	Pass

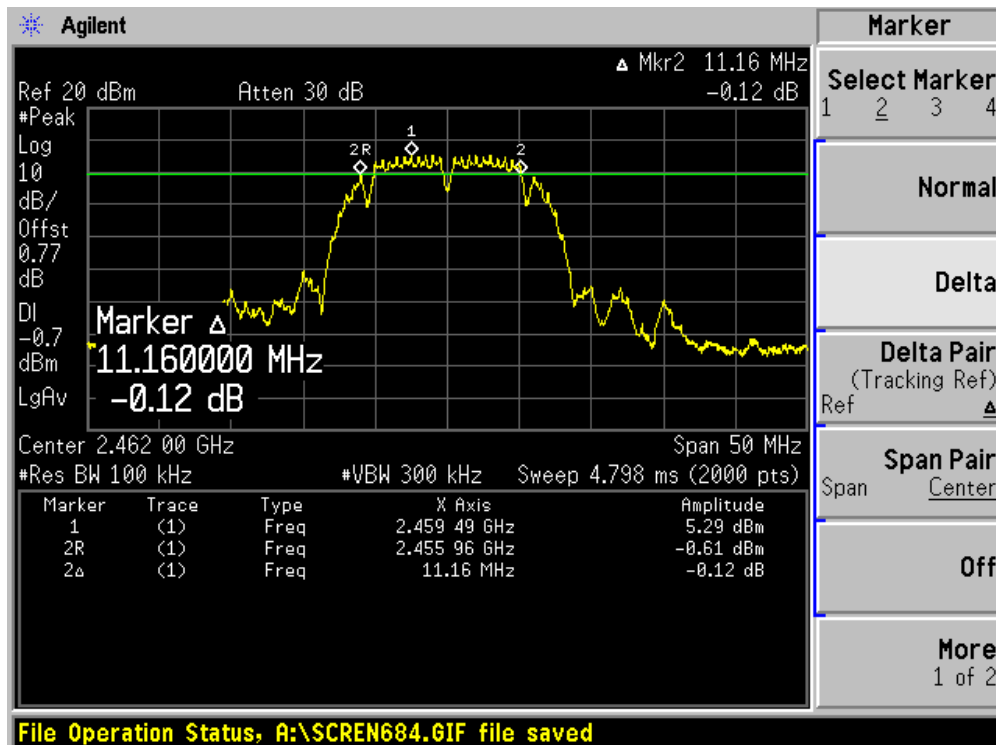
Channel 01 (2412MHz)



Channel 06 (2437MHz)



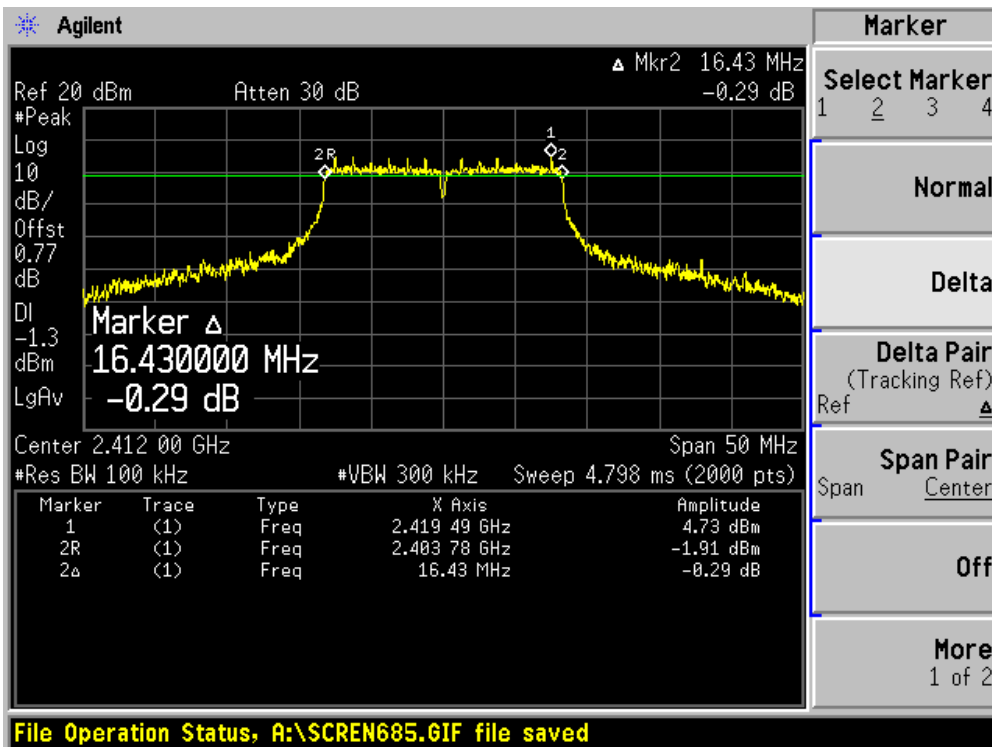
Channel 11 (2462MHz)



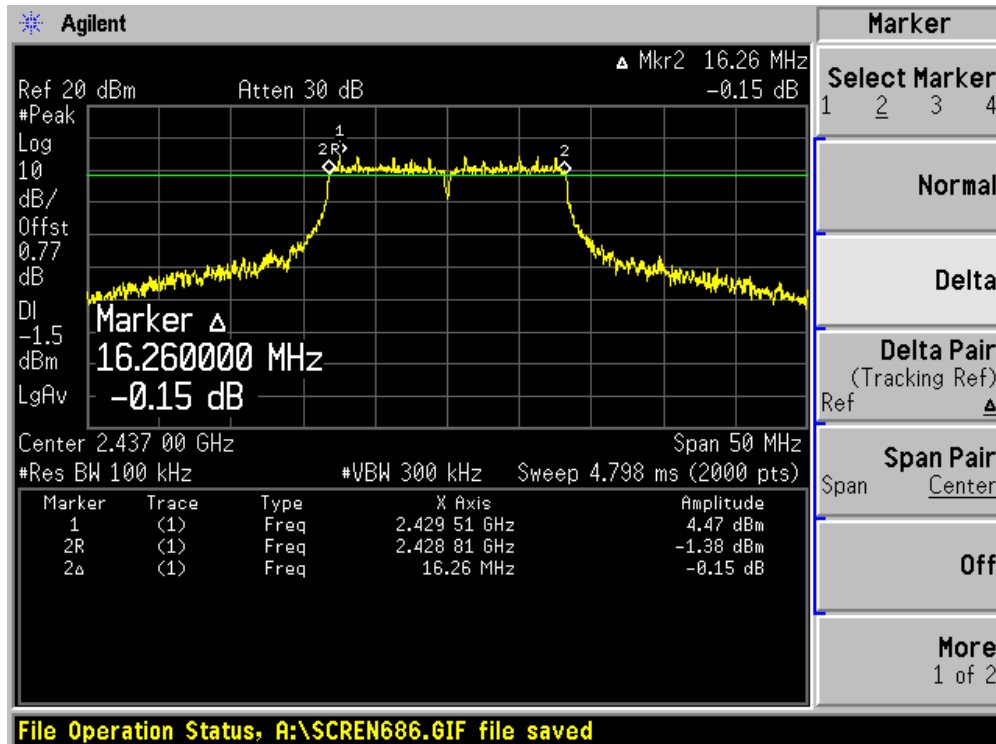
Product	:	Notebook Computer
Test Item	:	Occupied Bandwidth
Test Site	:	AC-4
Test Mode	:	Mode 2: Transmit by 802.11g (Chain A)

Channel No.	Frequency (MHz)	Occupied Bandwidth (kHz)	Limit (kHz)	Result
01	2412	16430	500	Pass
06	2437	16260	500	Pass
11	2462	16380	500	Pass

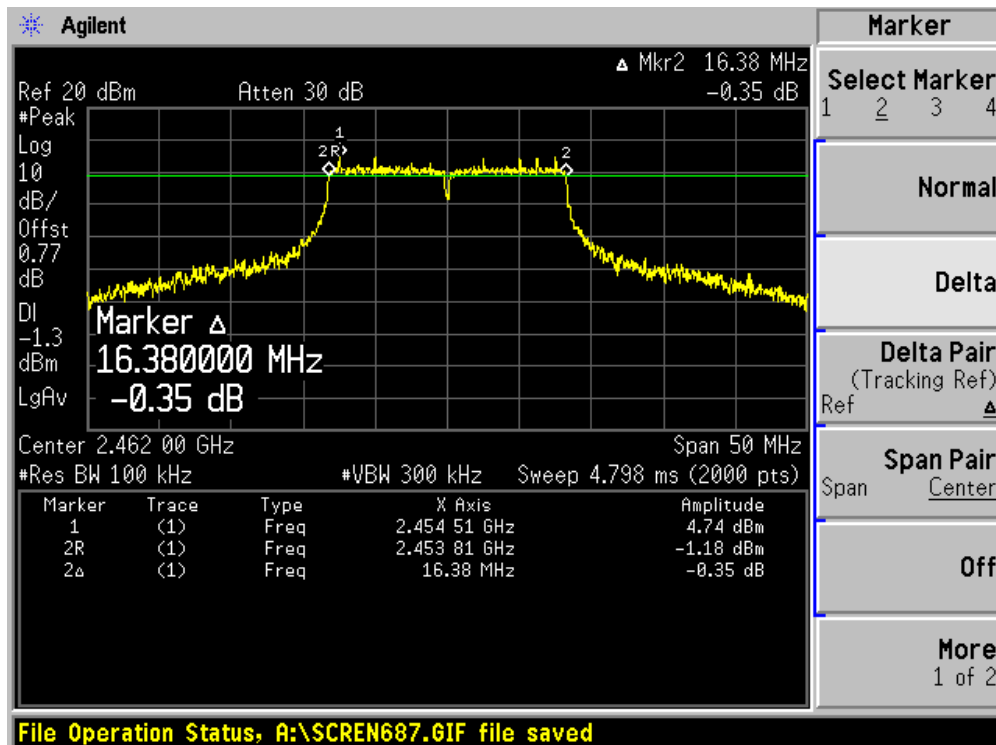
### Channel 01 (2412MHz)



Channel 06 (2437MHz)



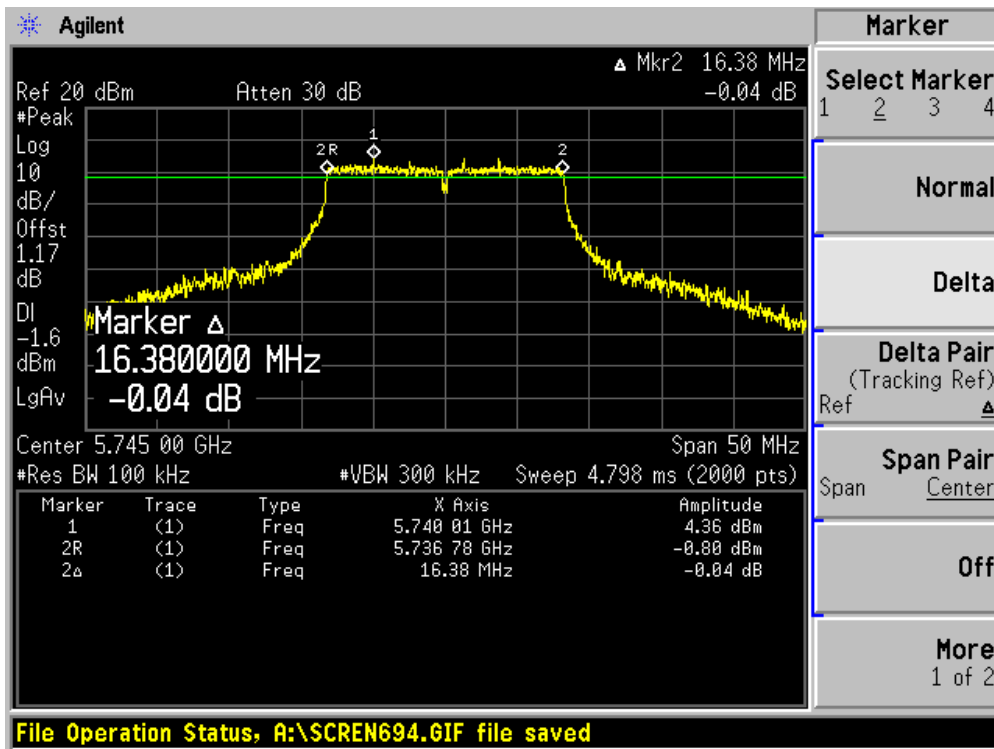
Channel 11 (2462MHz)



Product	:	Notebook Computer
Test Item	:	Occupied Bandwidth
Test Site	:	AC-4
Test Mode	:	Mode 3: Transmit by 802.11a (Chain A)

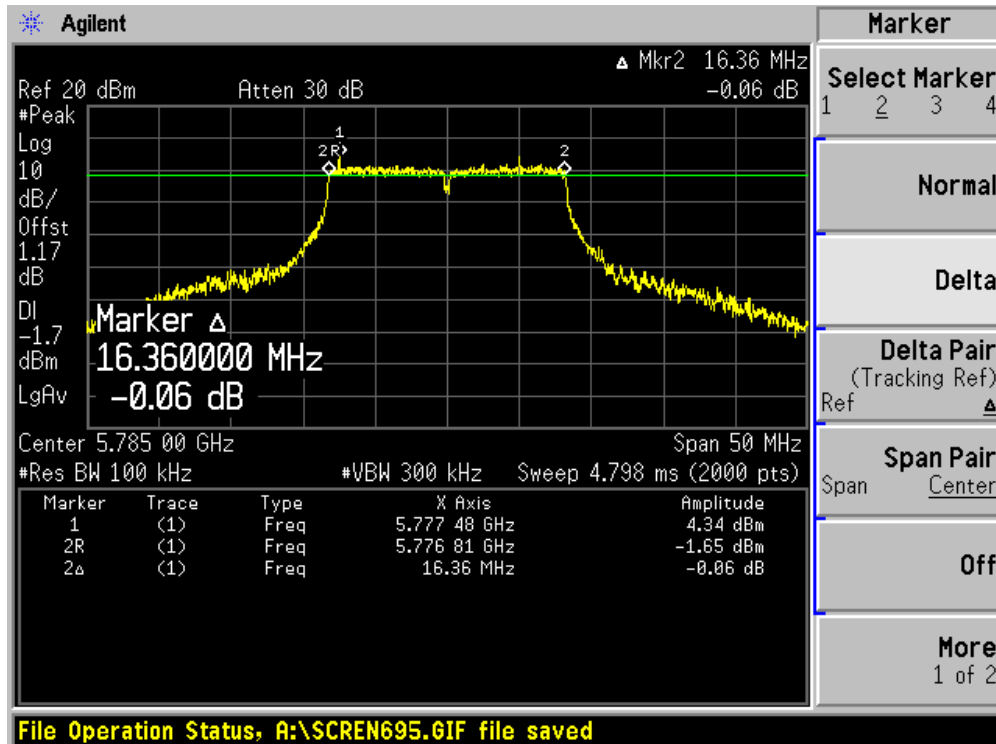
Channel No.	Frequency (MHz)	Occupied Bandwidth (kHz)	Limit (kHz)	Result
149	5745	16380	500	Pass
157	5785	16360	500	Pass
165	5825	16230	500	Pass

### Channel 149 (5745MHz)

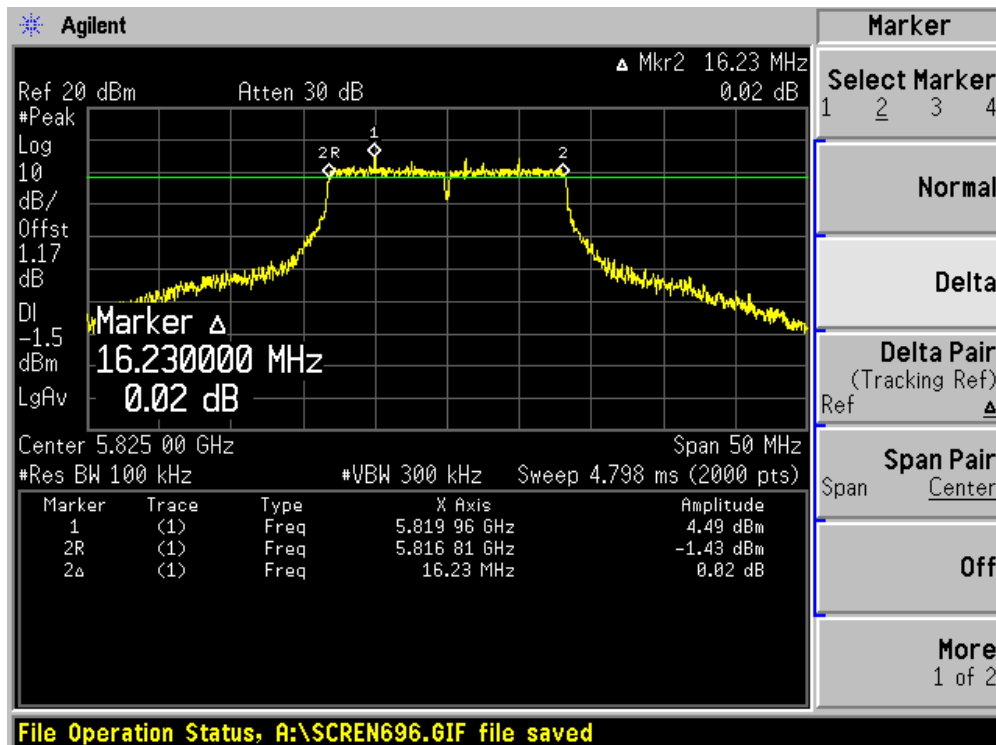




Channel 157 (5785MHz)



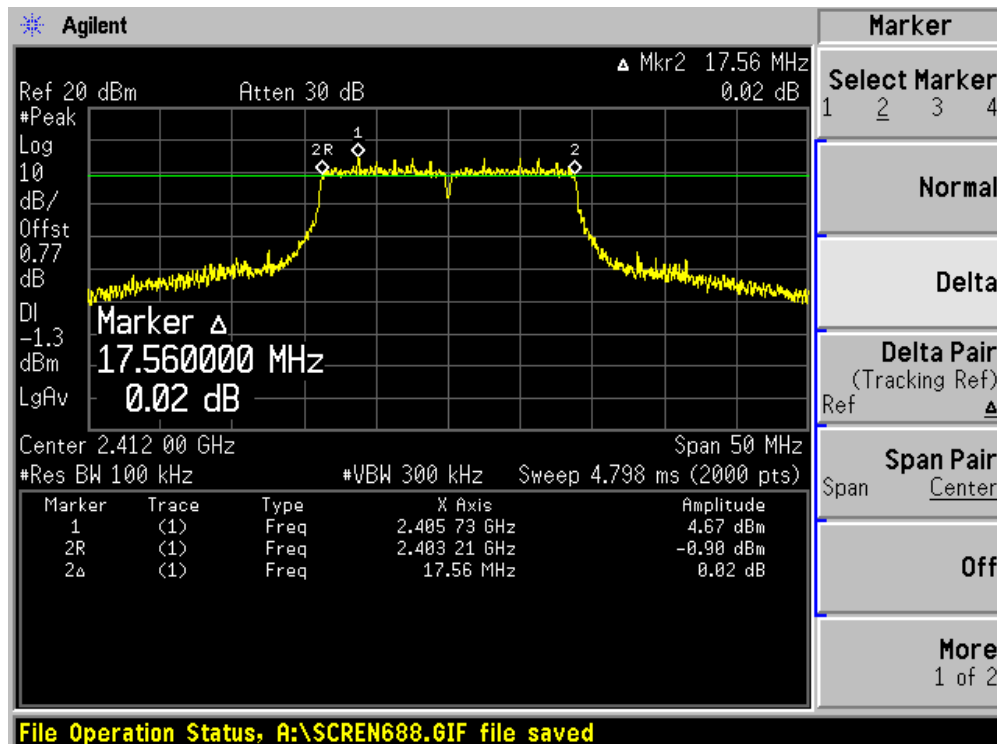
Channel 165 (5825MHz)



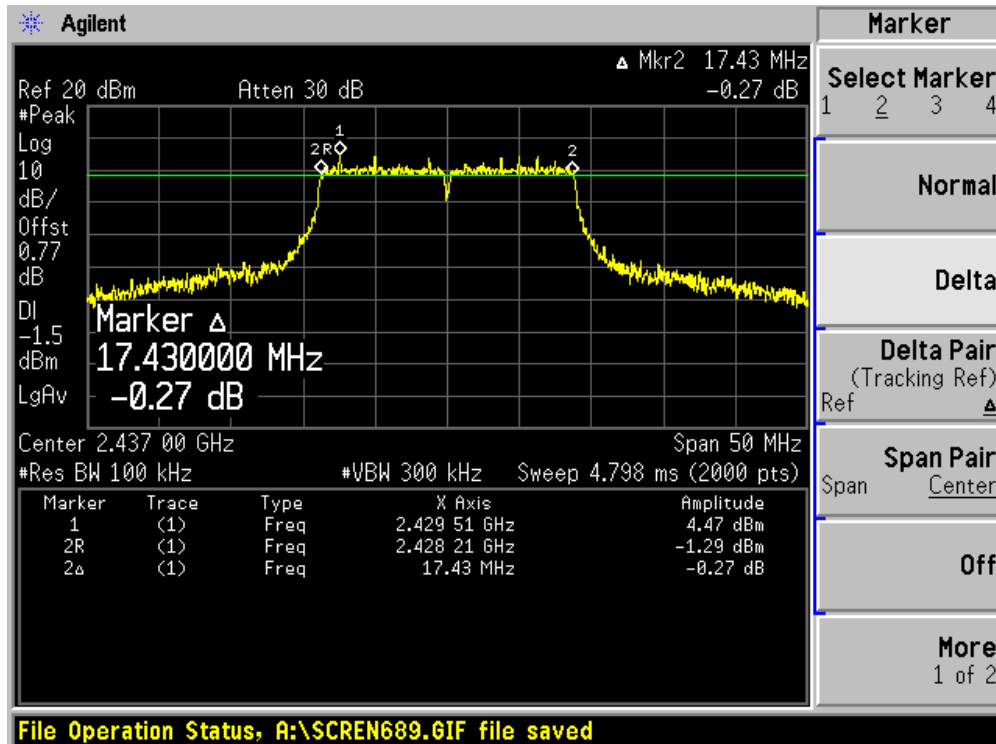
Product	:	Notebook Computer
Test Item	:	Occupied Bandwidth
Test Site	:	AC-4
Test Mode	:	Mode 4: Transmit by 802.11n (20MHz) (Chain A)

Channel No.	Frequency (MHz)	Occupied Bandwidth (kHz)	Limit (kHz)	Result
01	2412	17560	500	Pass
06	2437	17430	500	Pass
11	2462	17580	500	Pass
149	5745	17610	500	Pass
157	5785	17510	500	Pass
165	5825	17630	500	Pass

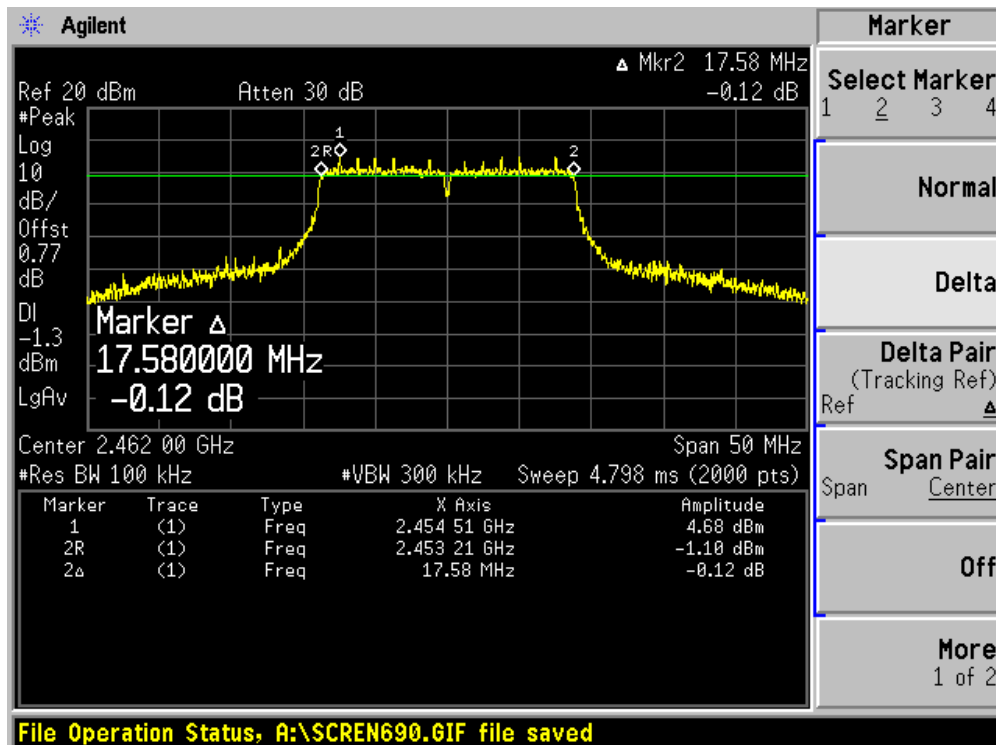
### Channel 01 (2412MHz)



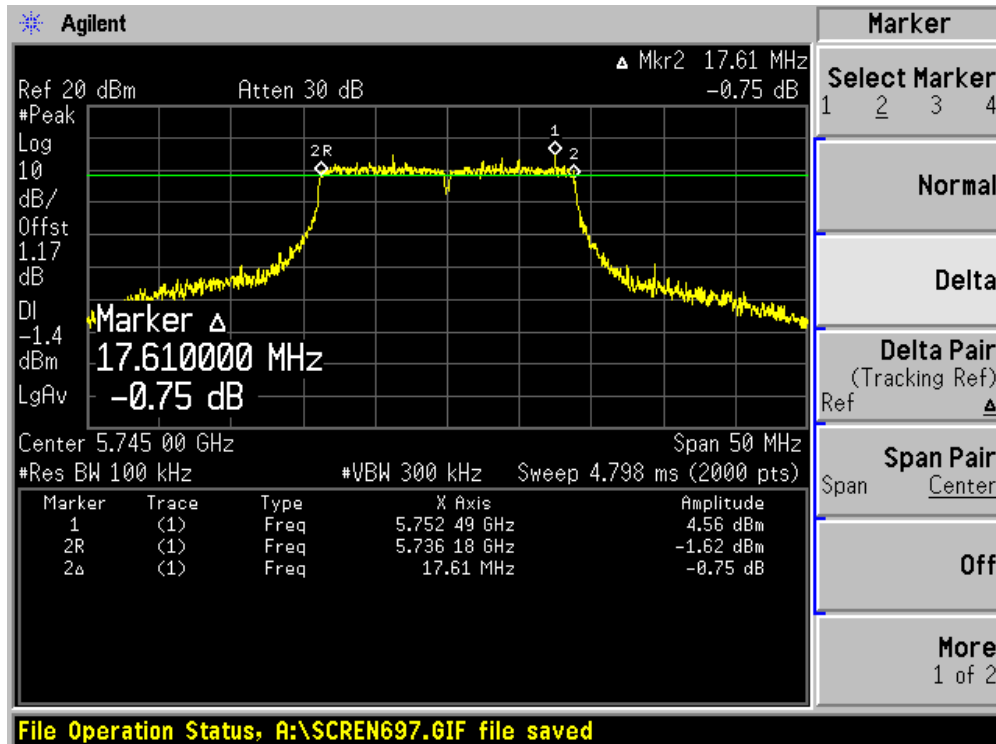
Channel 06 (2437MHz)



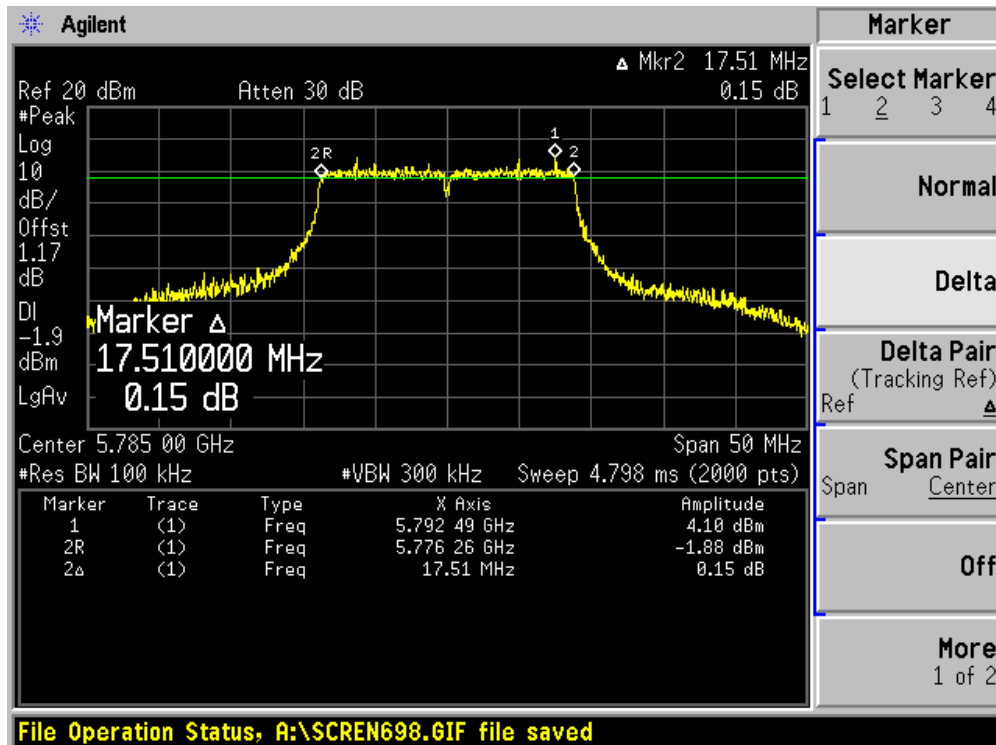
Channel 11 (2462MHz)



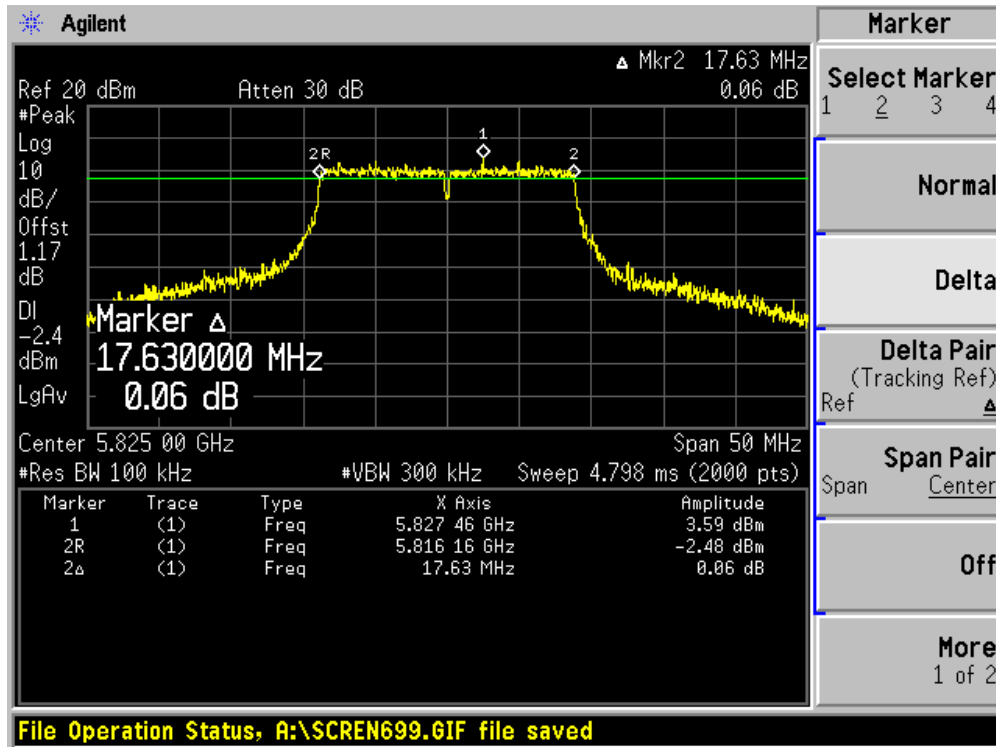
Channel 149 (5745MHz)



Channel 157 (5785MHz)



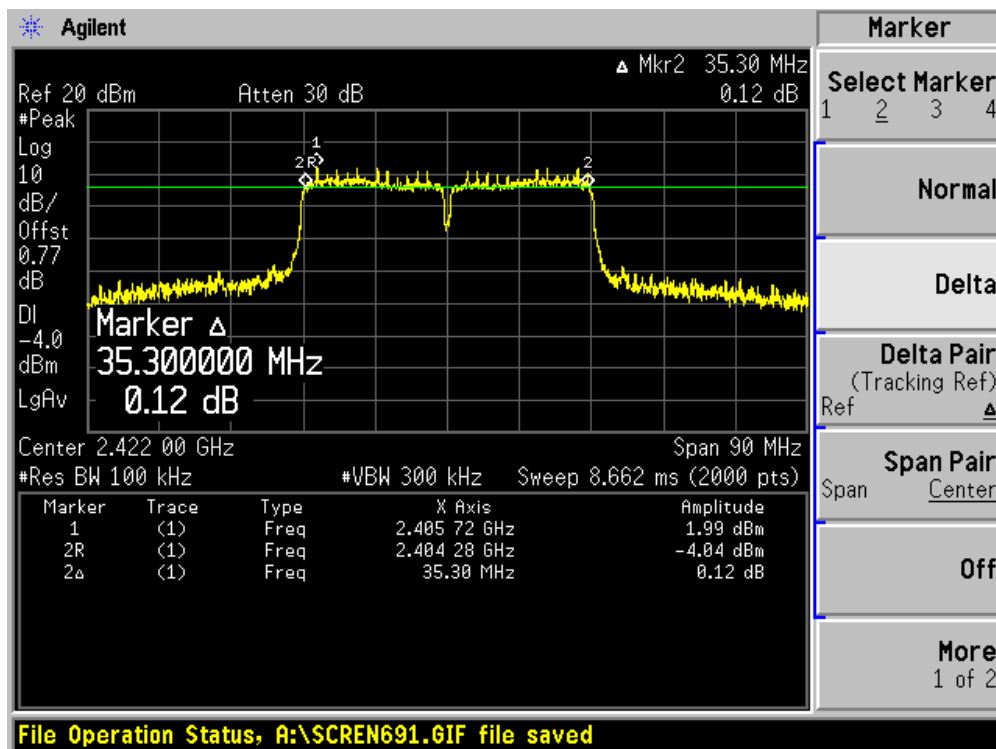
Channel 165 (2825MHz)



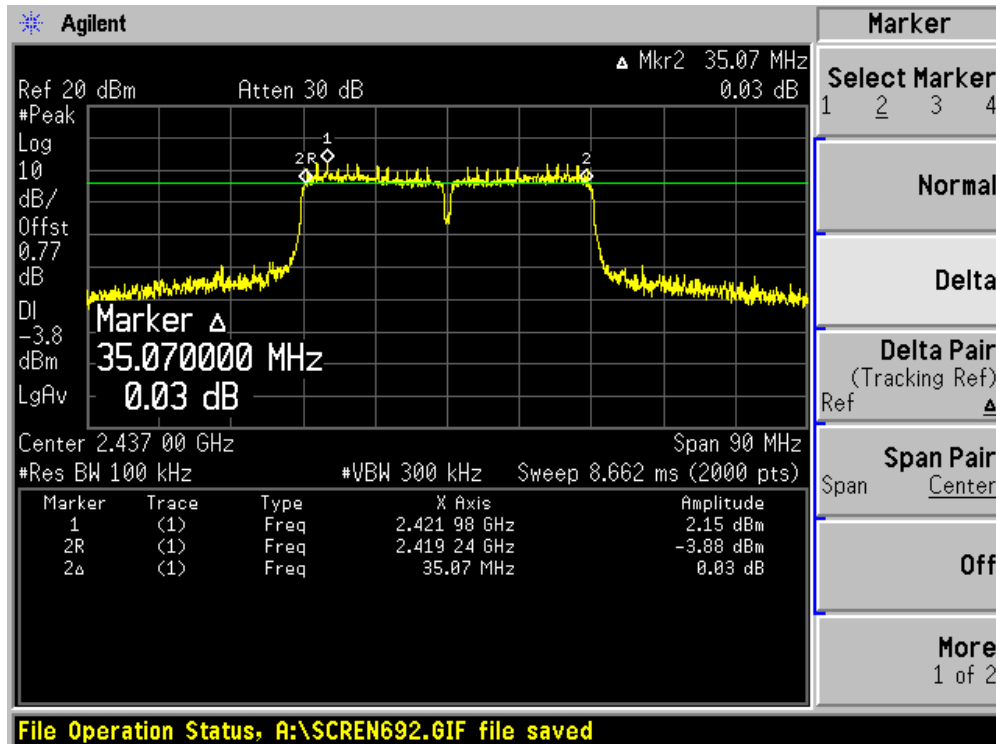
Product	:	Notebook Computer
Test Item	:	Occupied Bandwidth
Test Site	:	AC-4
Test Mode	:	Mode 5: Transmit by 802.11n (40MHz) (Chain A)

Channel No.	Frequency (MHz)	Occupied Bandwidth (kHz)	Limit (kHz)	Result
03	2422	35300	500	Pass
06	2437	35070	500	Pass
09	2452	34980	500	Pass
151	5755	35300	500	Pass
159	5795	34850	500	Pass

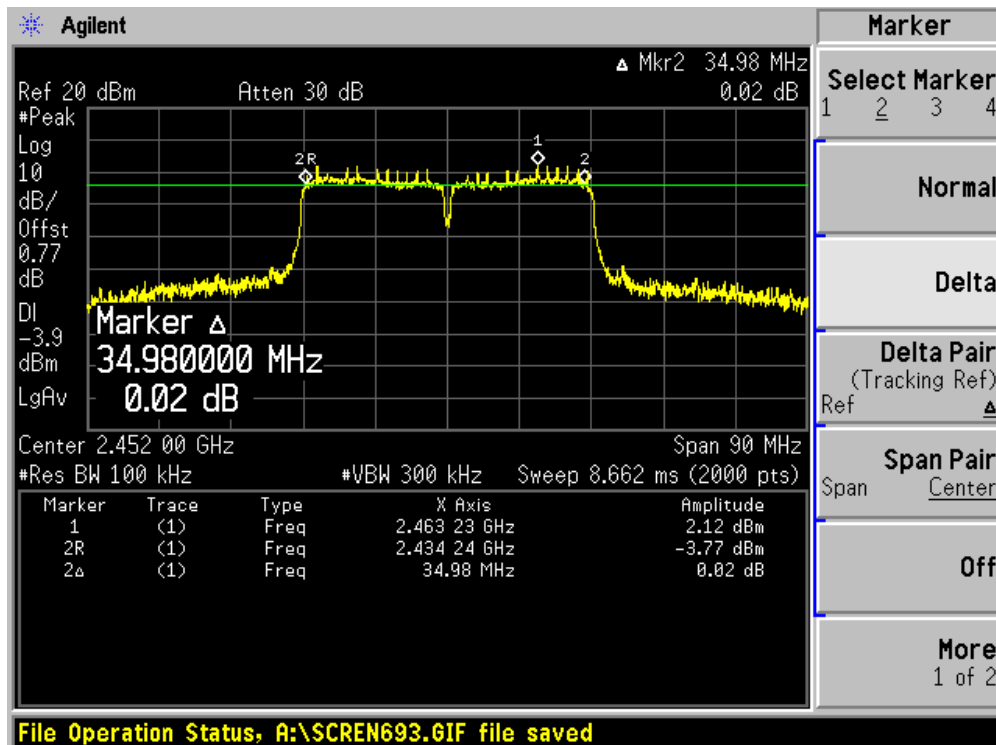
### Channel 03 (2422MHz)



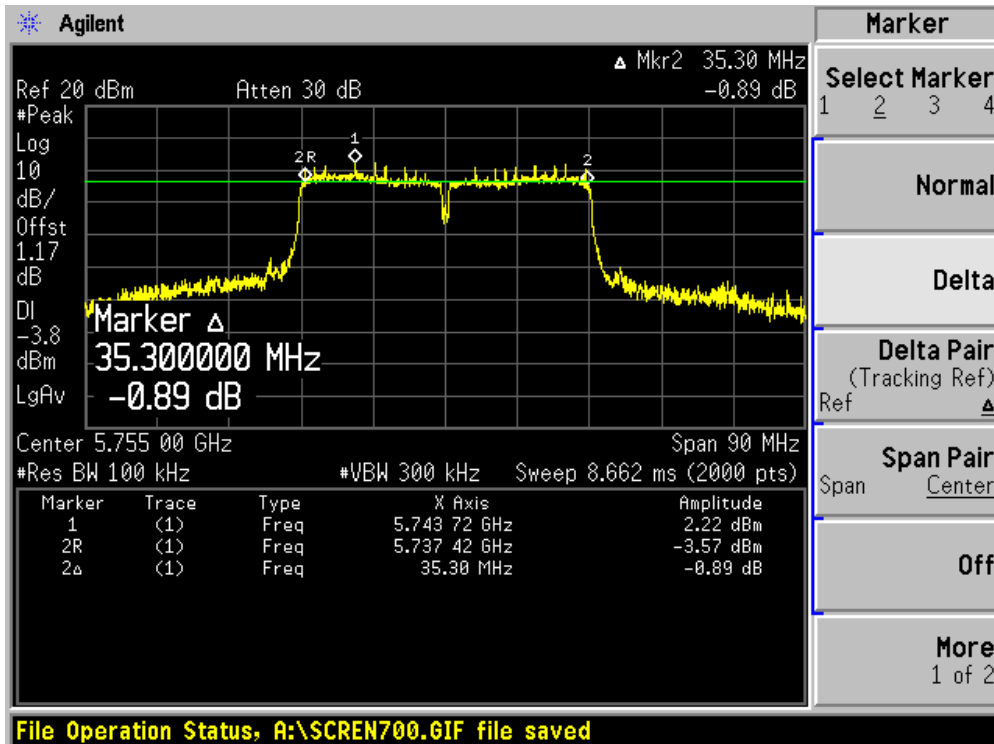
Channel 06 (2437MHz)



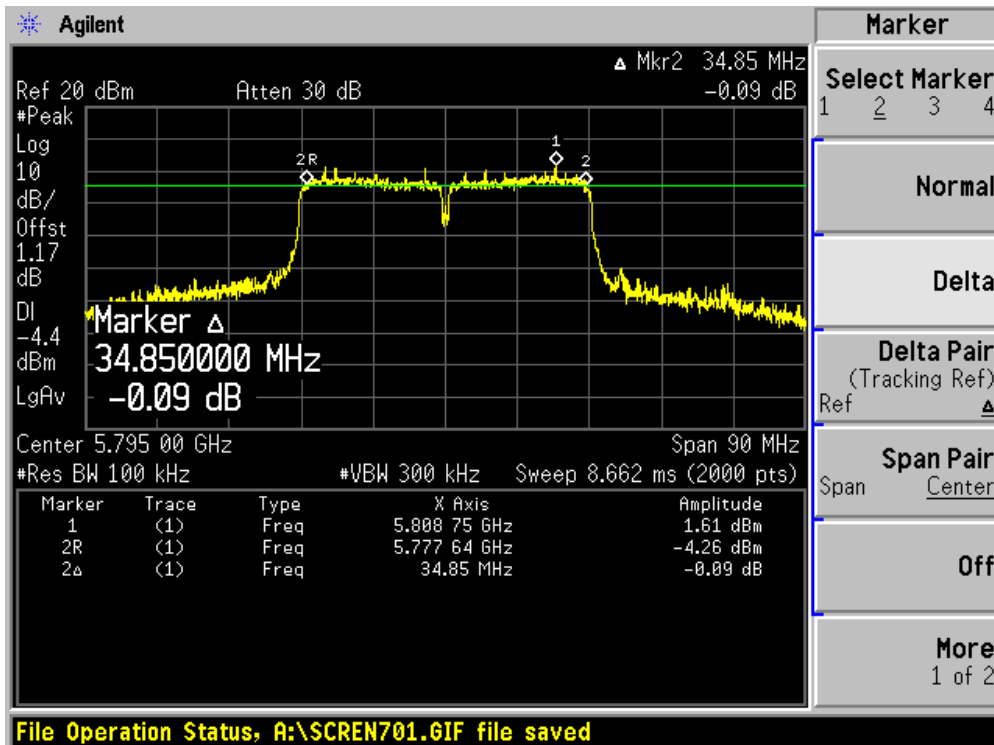
Channel 09 (2452MHz)



Channel 151 (5755MHz)



Channel 159 (5795MHz)

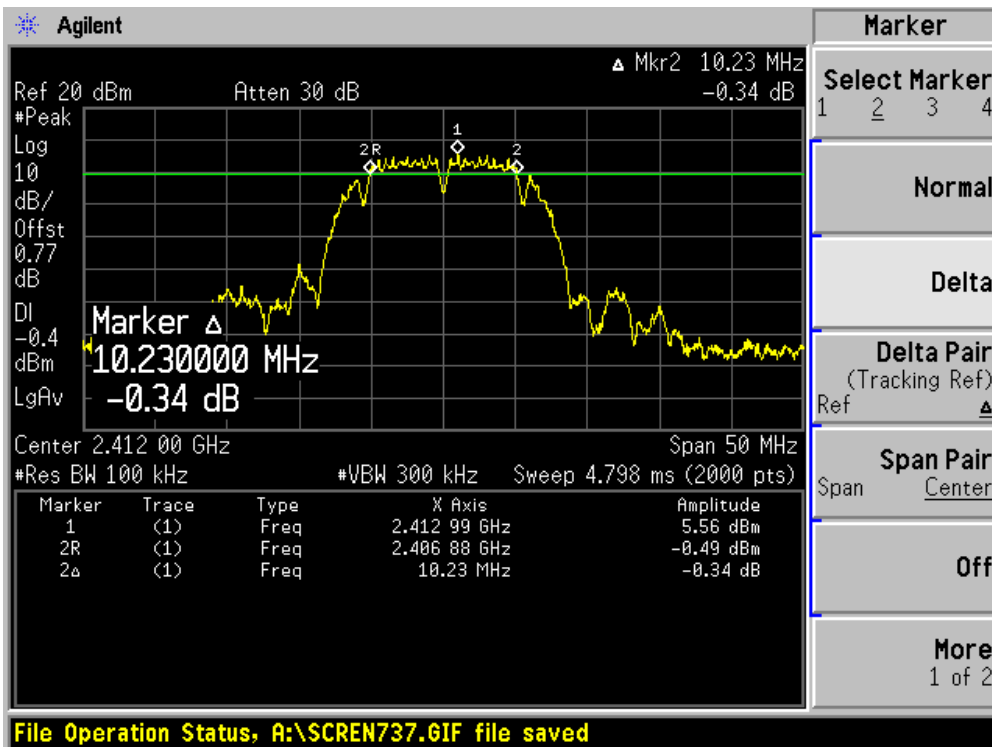




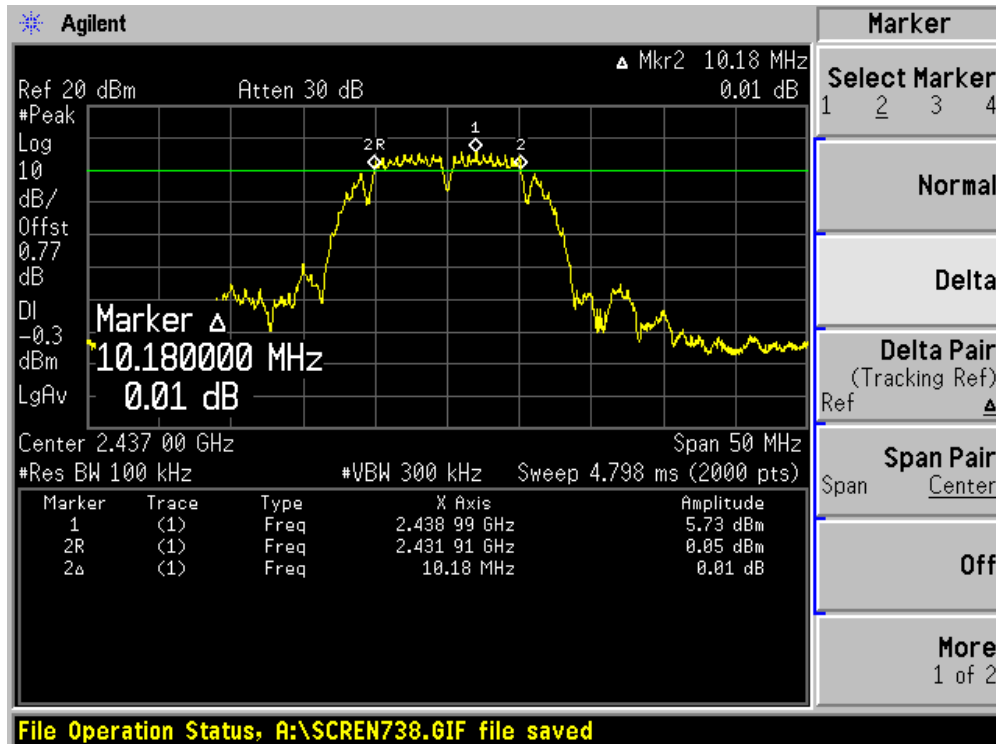
Product	:	Notebook Computer
Test Item	:	Occupied Bandwidth
Test Site	:	AC-4
Test Mode	:	Mode 1: Transmit by 802.11b (Chain B)

Channel No.	Frequency (MHz)	Occupied Bandwidth (kHz)	Limit (kHz)	Result
01	2412	10230	500	Pass
06	2437	10180	500	Pass
11	2462	10180	500	Pass

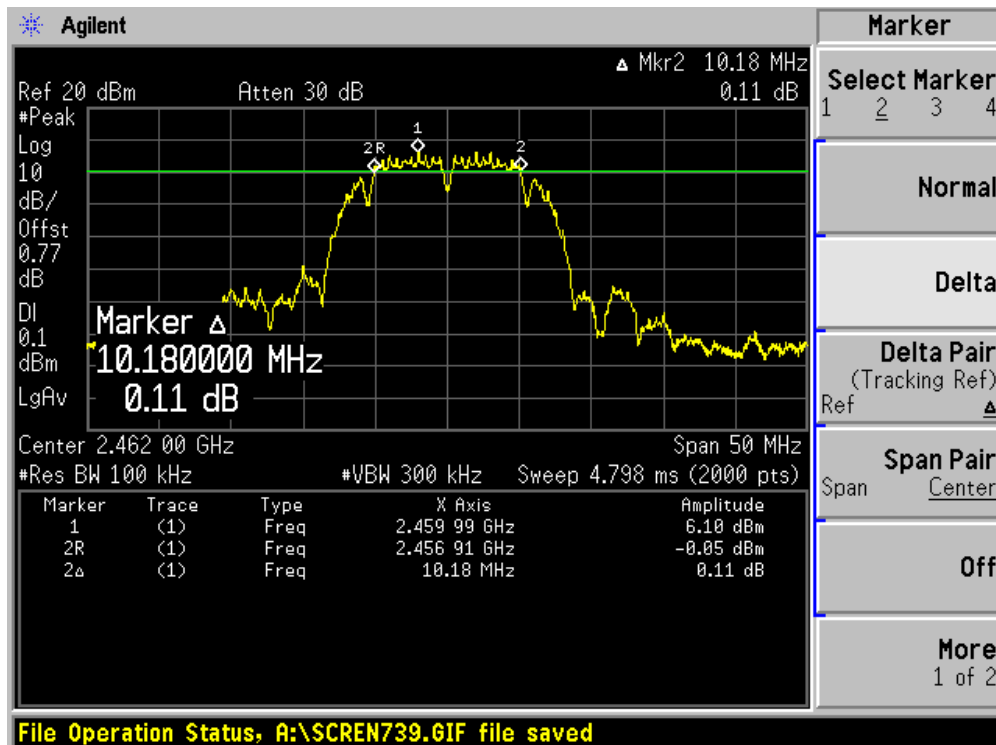
Channel 01 (2412MHz)



Channel 06 (2437MHz)



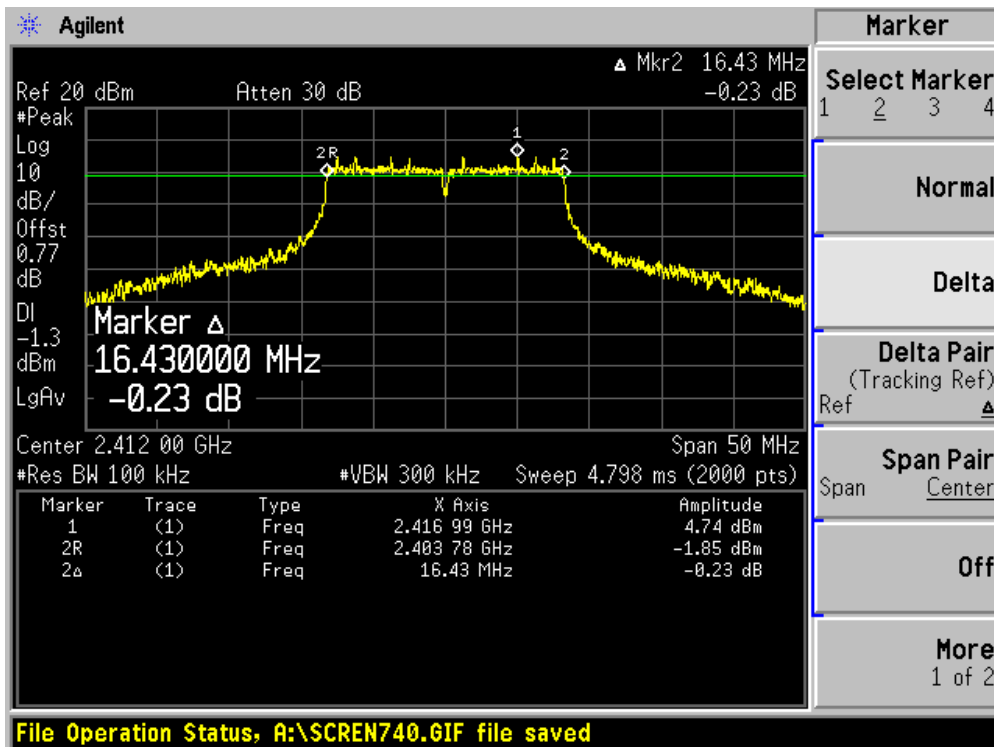
Channel 11 (2462MHz)



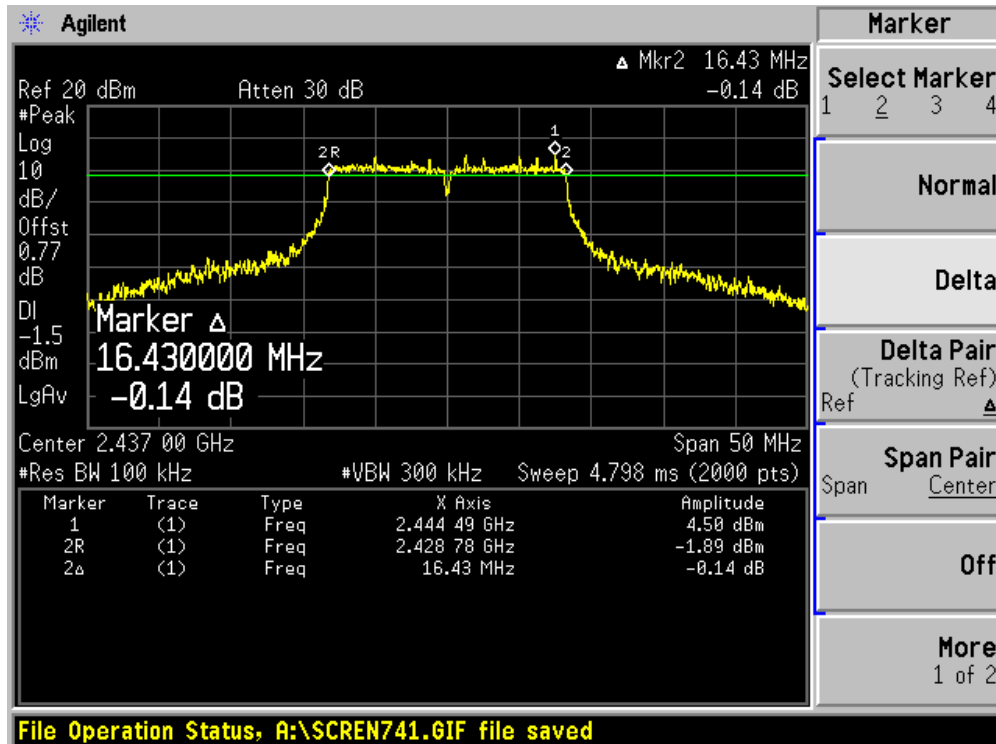
Product	:	Notebook Computer
Test Item	:	Occupied Bandwidth
Test Site	:	AC-4
Test Mode	:	Mode 2: Transmit by 802.11g (Chain B)

Channel No.	Frequency (MHz)	Occupied Bandwidth (kHz)	Limit (kHz)	Result
01	2412	16430	500	Pass
06	2437	16430	500	Pass
11	2462	16410	500	Pass

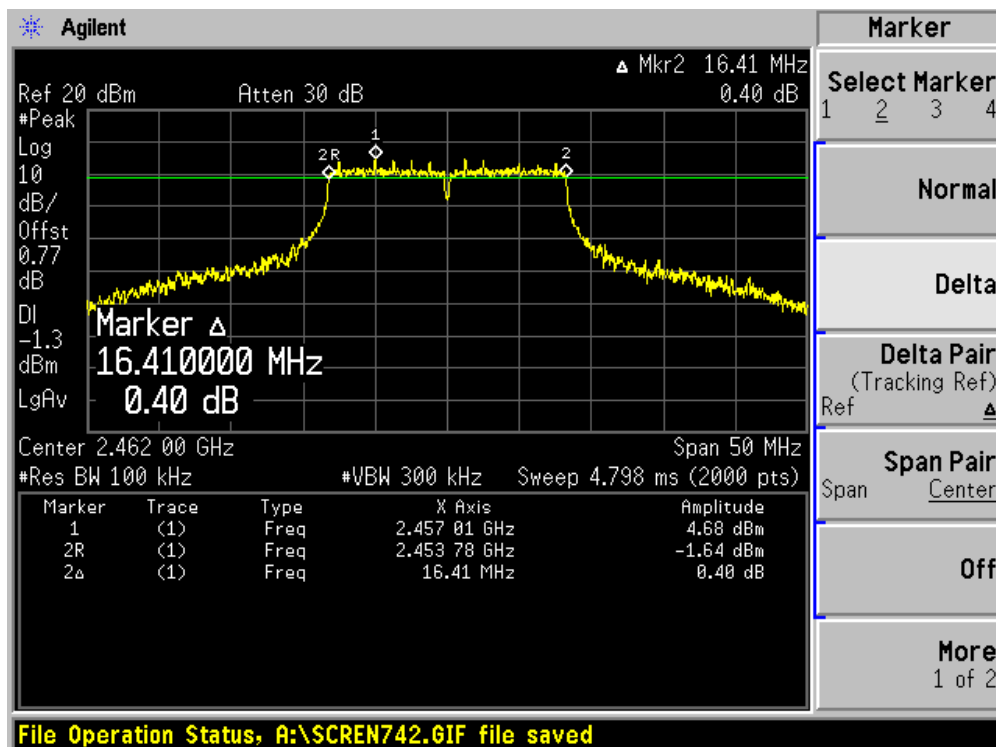
### Channel 01 (2412MHz)



Channel 06 (2437MHz)



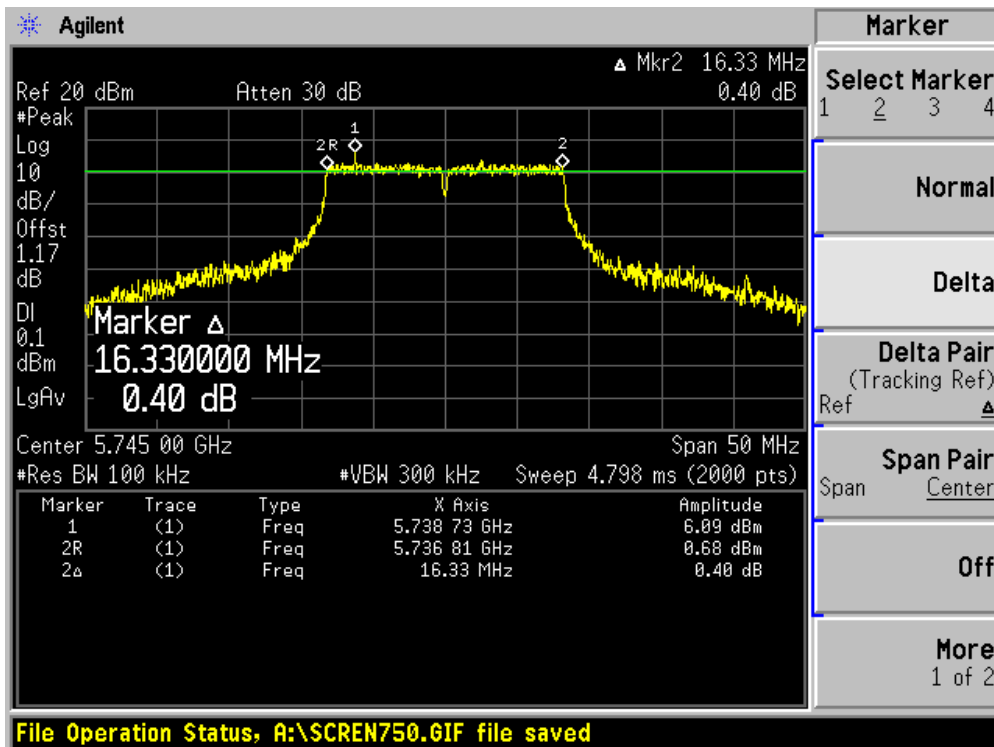
Channel 11 (2462MHz)



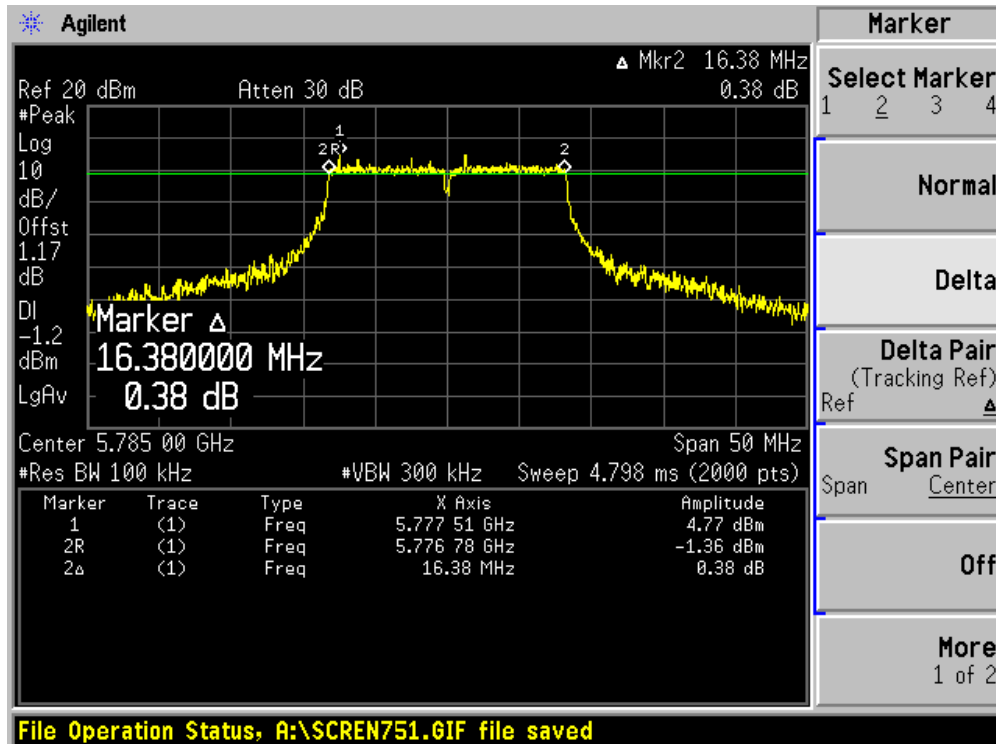
Product	:	Notebook Computer
Test Item	:	Occupied Bandwidth
Test Site	:	AC-4
Test Mode	:	Mode 3: Transmit by 802.11a (Chain B)

Channel No.	Frequency (MHz)	Occupied Bandwidth (kHz)	Limit (kHz)	Result
149	5745	16330	500	Pass
157	5785	16380	500	Pass
165	5825	16230	500	Pass

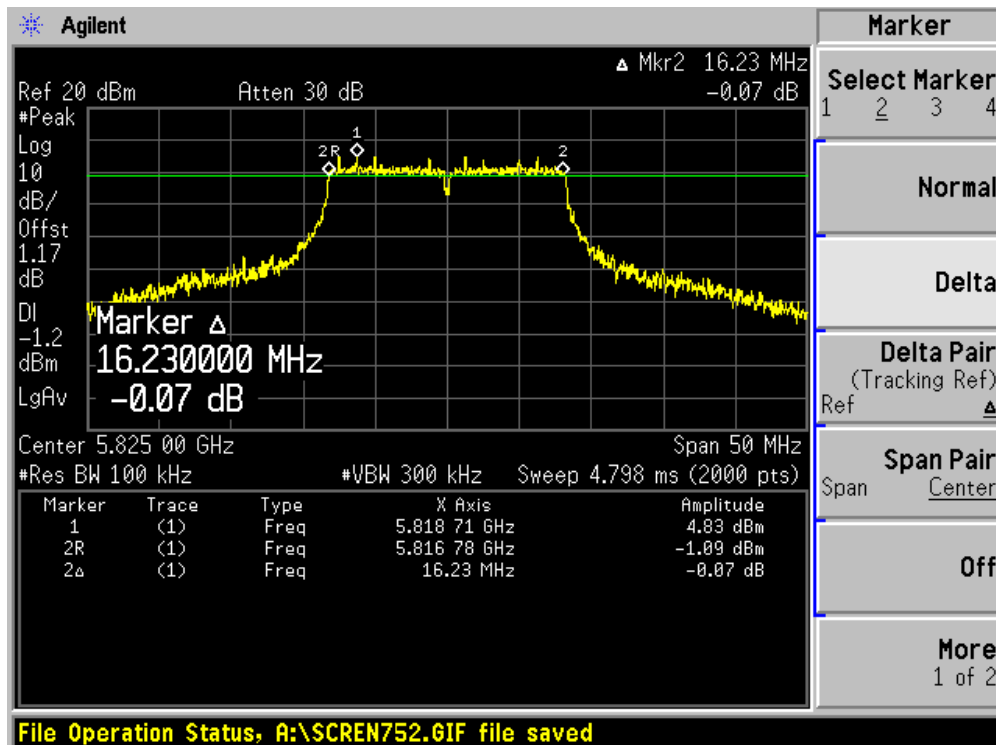
### Channel 149 (5745MHz)



Channel 157 (5785MHz)



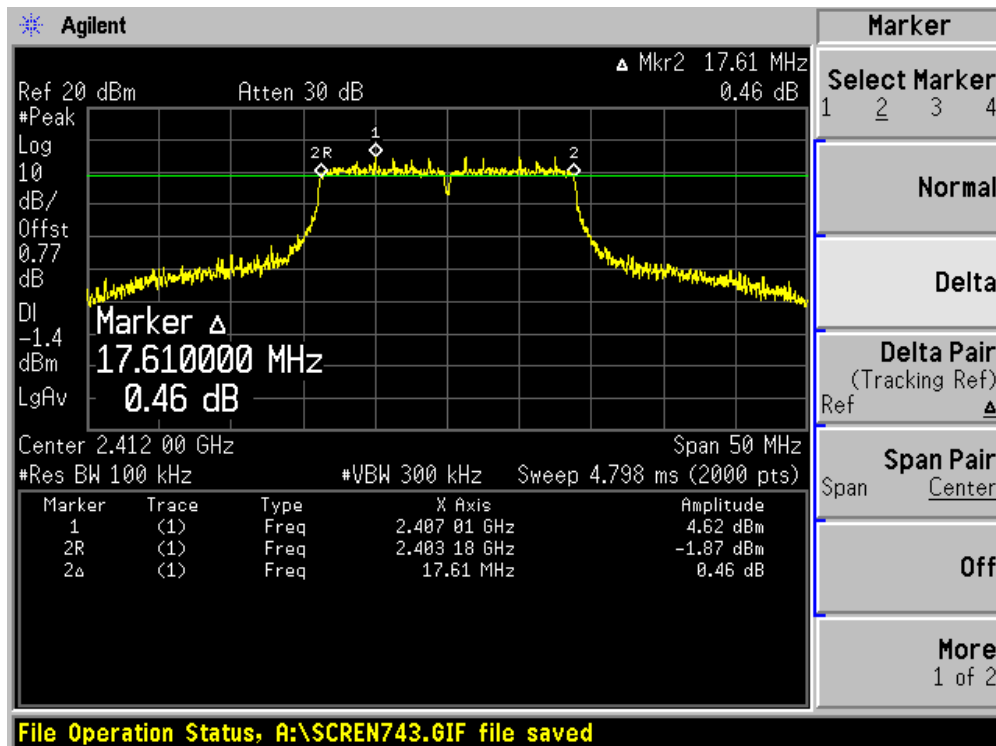
Channel 165 (5825MHz)



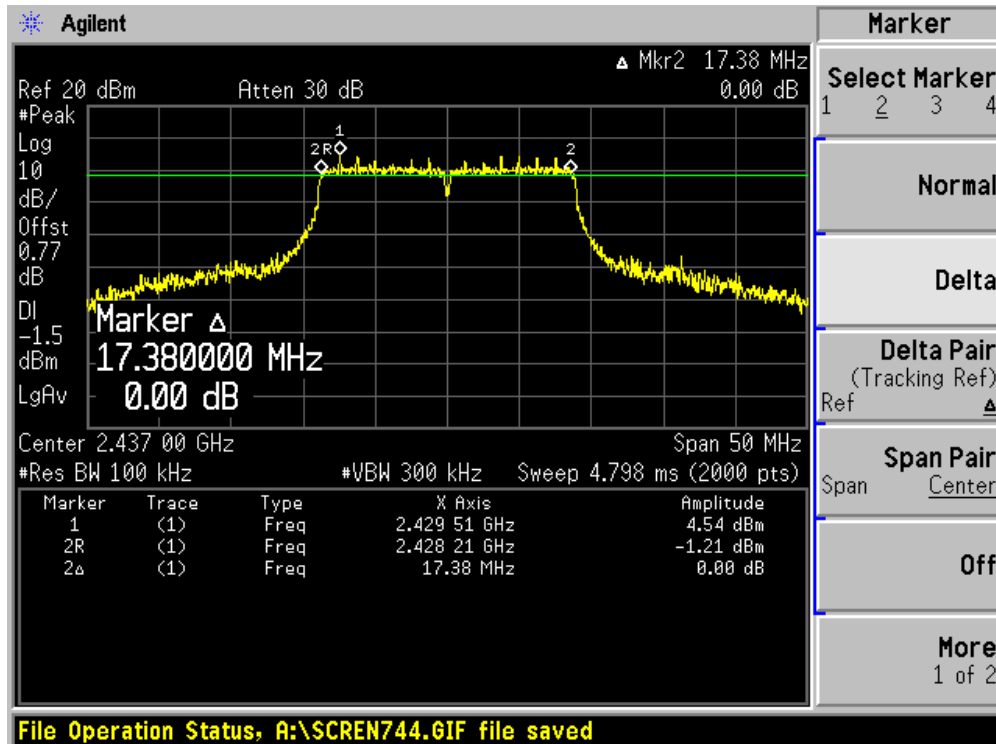
Product	:	Notebook Computer
Test Item	:	Occupied Bandwidth
Test Site	:	AC-4
Test Mode	:	Mode 4: Transmit by 802.11n (20MHz) (Chain B)

Channel No.	Frequency (MHz)	Occupied Bandwidth (kHz)	Limit (kHz)	Result
01	2412	17610	500	Pass
06	2437	17380	500	Pass
11	2462	17630	500	Pass
149	5745	17630	500	Pass
157	5785	17610	500	Pass
165	5825	17630	500	Pass

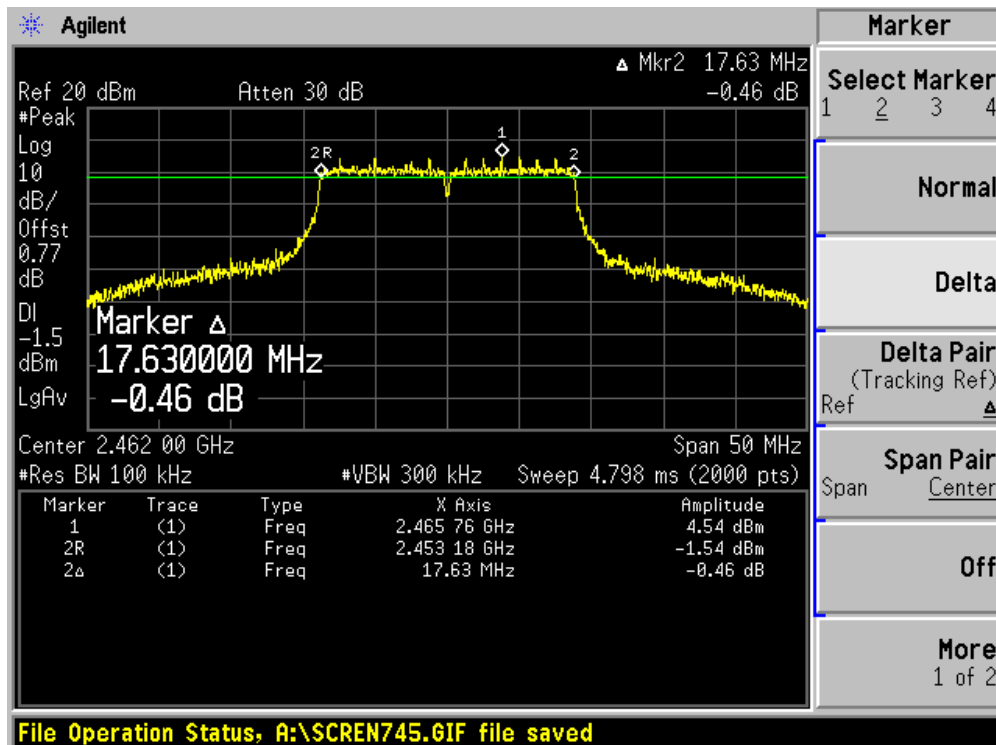
### Channel 01 (2412MHz)



Channel 06 (2437MHz)

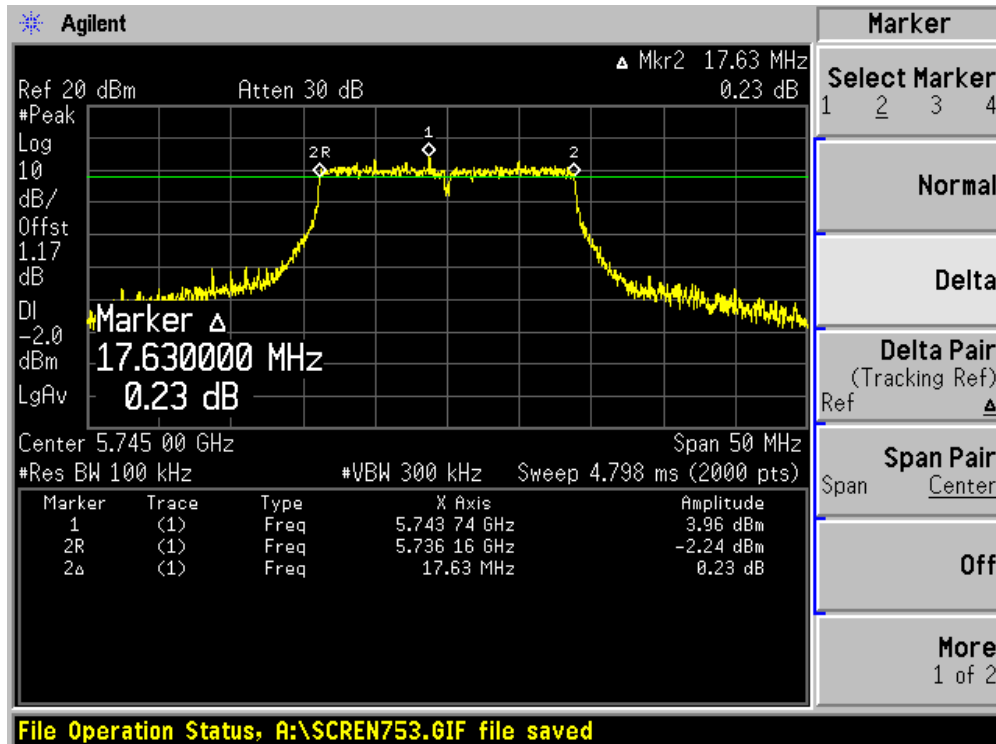


Channel 11 (2462MHz)

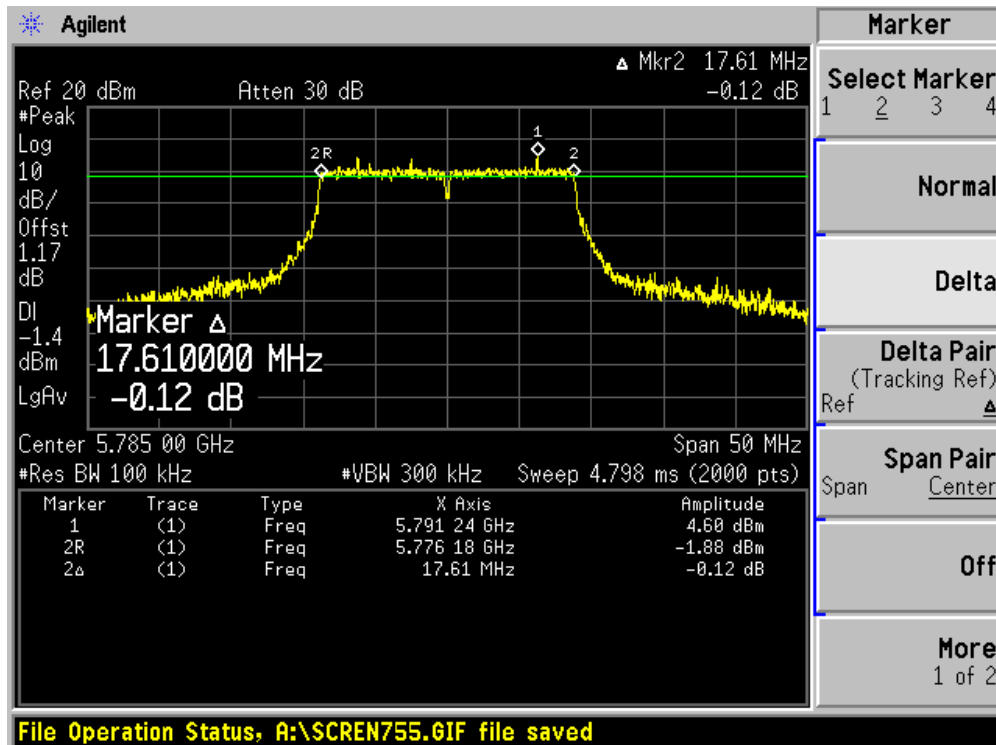




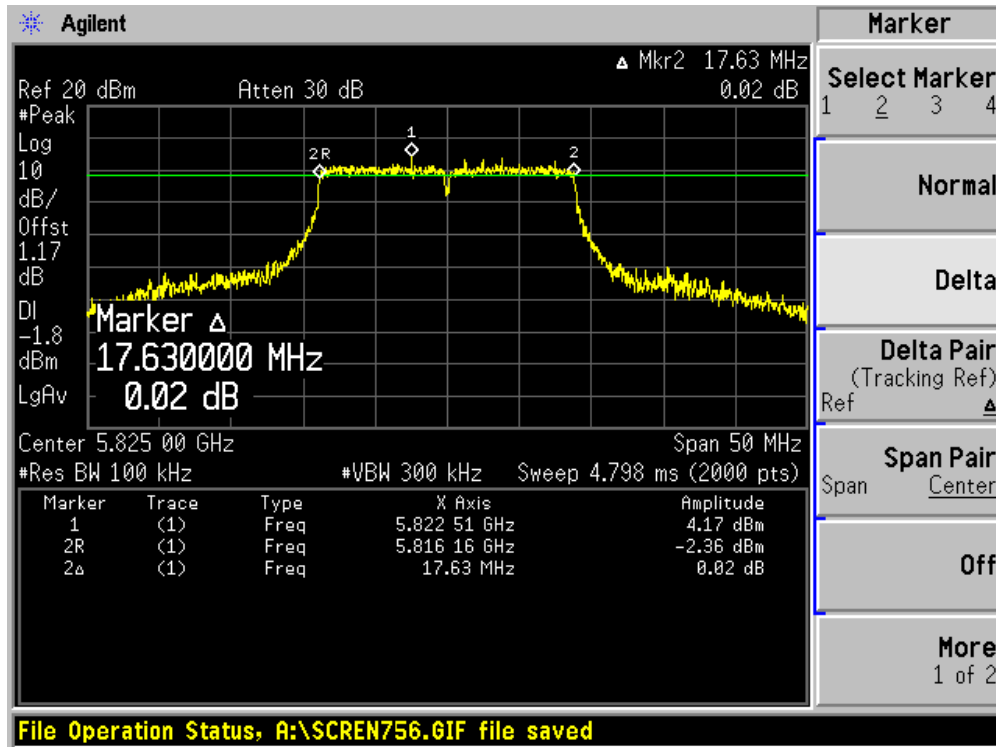
Channel 149 (5745MHz)



Channel 157 (5785MHz)



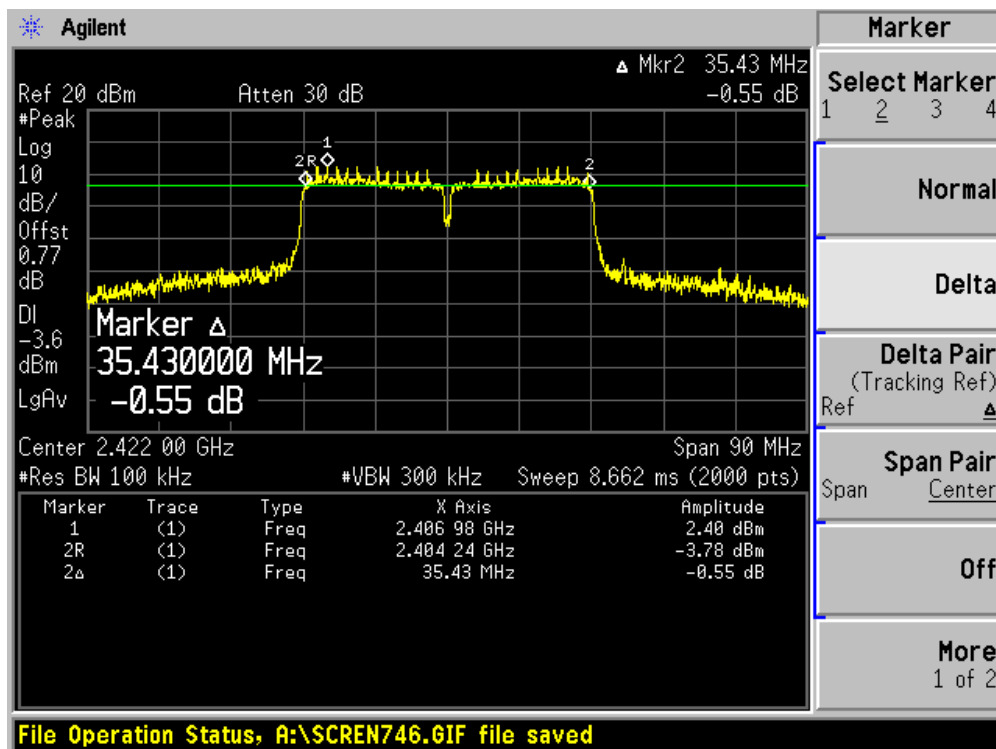
Channel 165 (2825MHz)



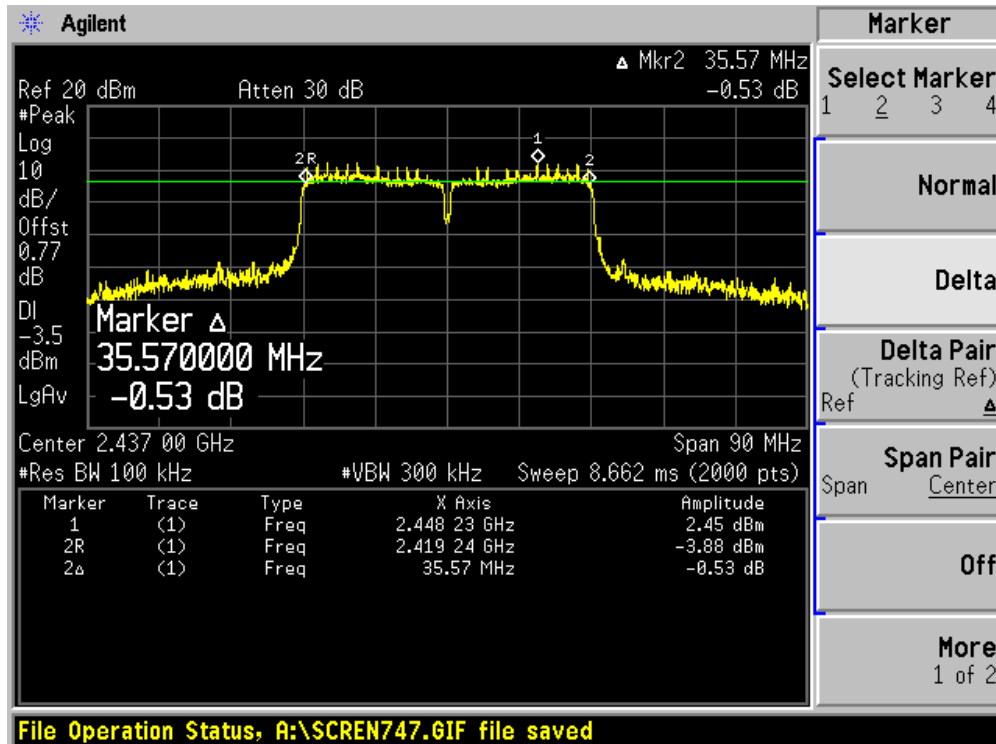
Product	:	Notebook Computer
Test Item	:	Occupied Bandwidth
Test Site	:	AC-4
Test Mode	:	Mode 5: Transmit by 802.11n (40MHz) (Chain B)

Channel No.	Frequency (MHz)	Occupied Bandwidth (kHz)	Limit (kHz)	Result
03	2422	35430	500	Pass
06	2437	35570	500	Pass
09	2452	35750	500	Pass
151	5755	35300	500	Pass
159	5795	35480	500	Pass

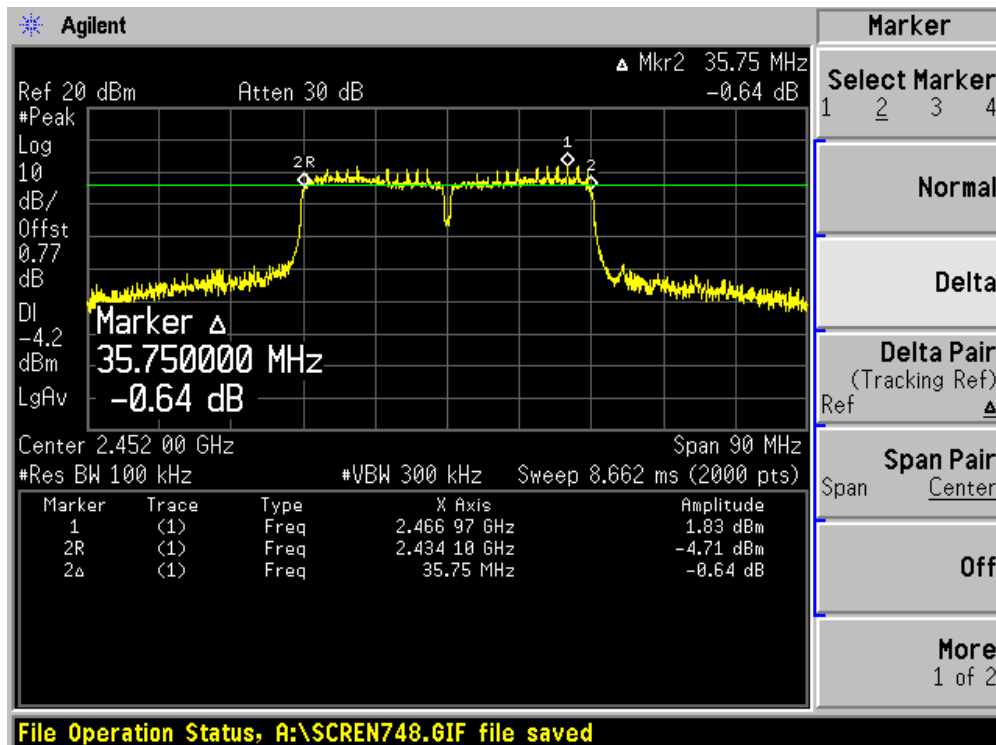
### Channel 03 (2422MHz)



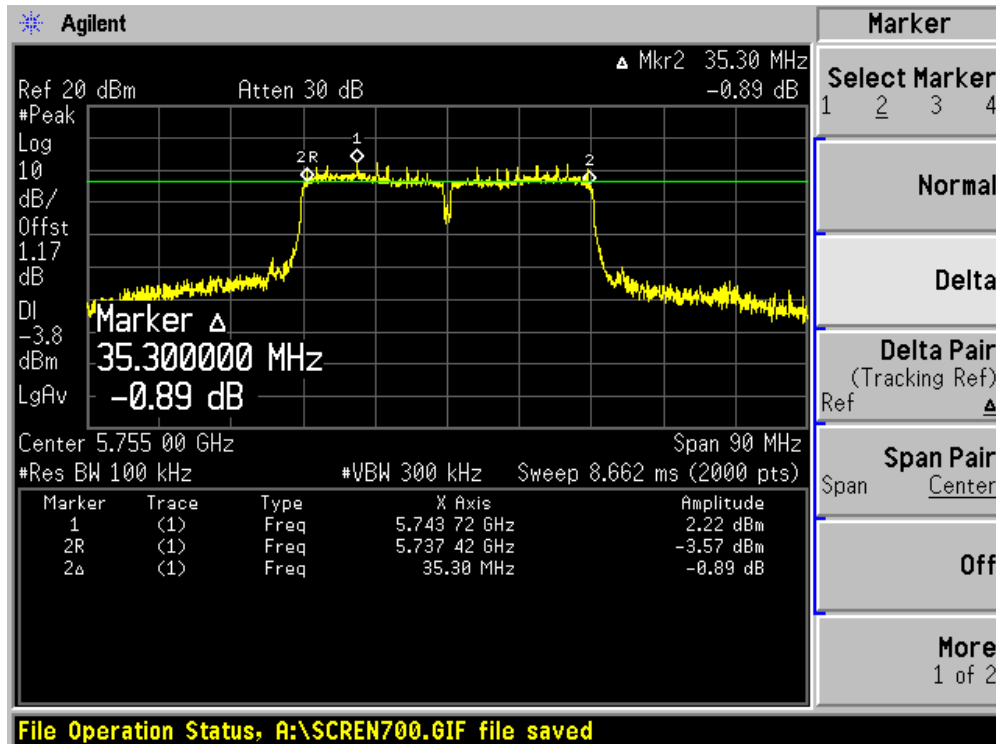
Channel 06 (2437MHz)



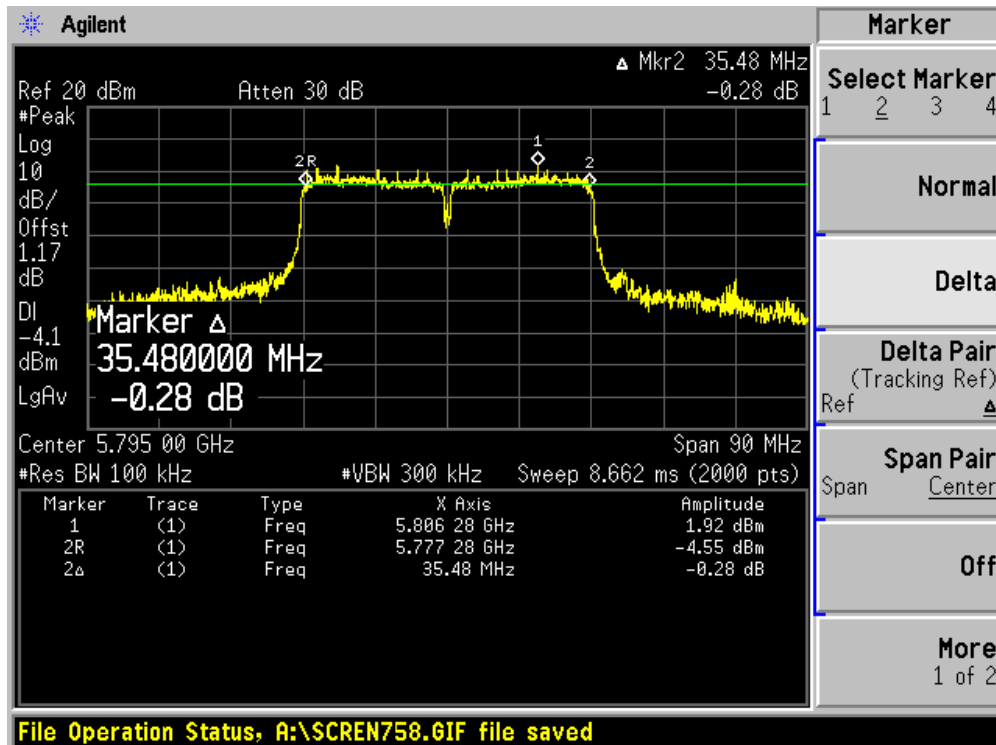
Channel 09 (2452MHz)



Channel 151 (5755MHz)



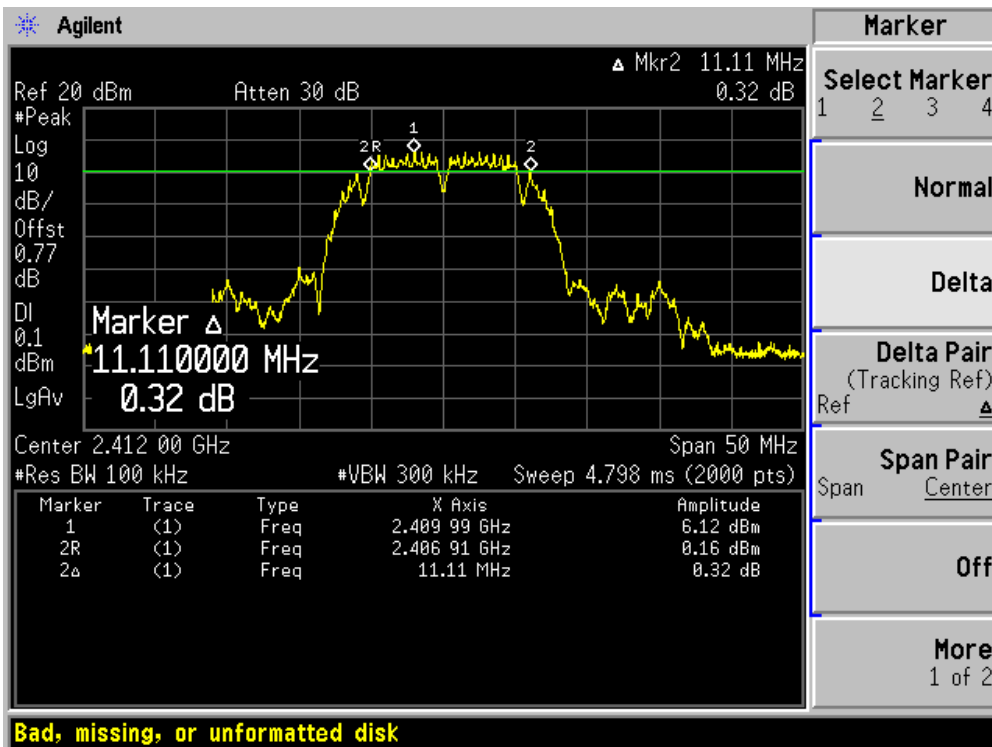
Channel 159 (5795MHz)



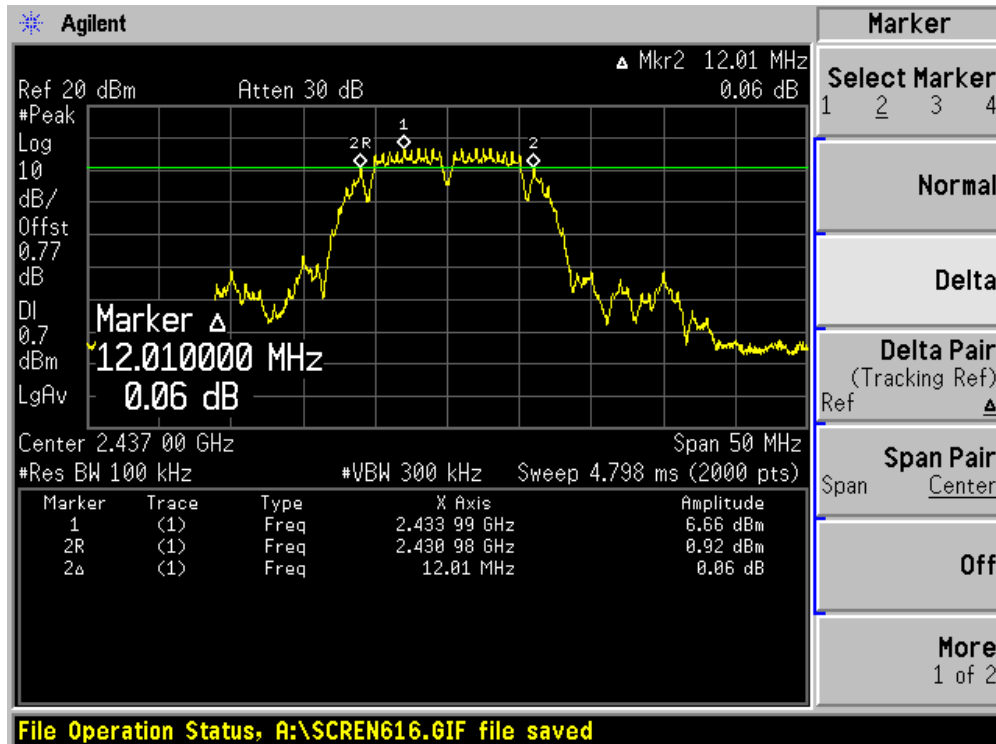
Product	:	Notebook Computer
Test Item	:	Occupied Bandwidth
Test Site	:	AC-4
Test Mode	:	Mode 1: Transmit by 802.11b (Chain C)

Channel No.	Frequency (MHz)	Occupied Bandwidth (kHz)	Limit (kHz)	Result
01	2412	11110	500	Pass
06	2437	12010	500	Pass
11	2462	10230	500	Pass

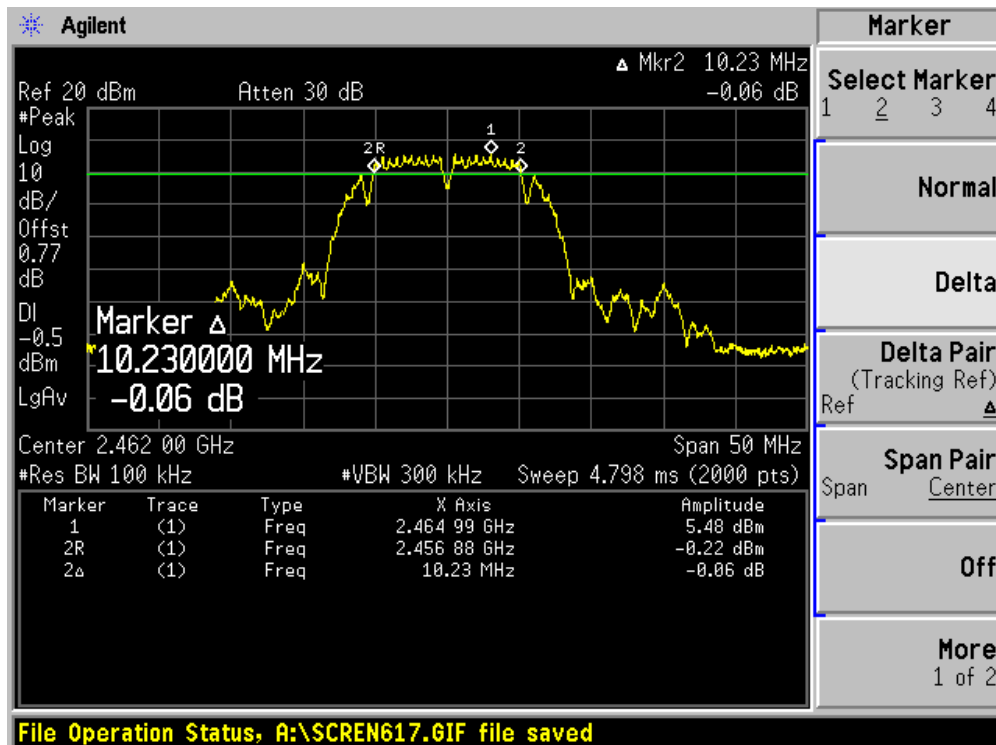
### Channel 01 (2412MHz)



Channel 06 (2437MHz)



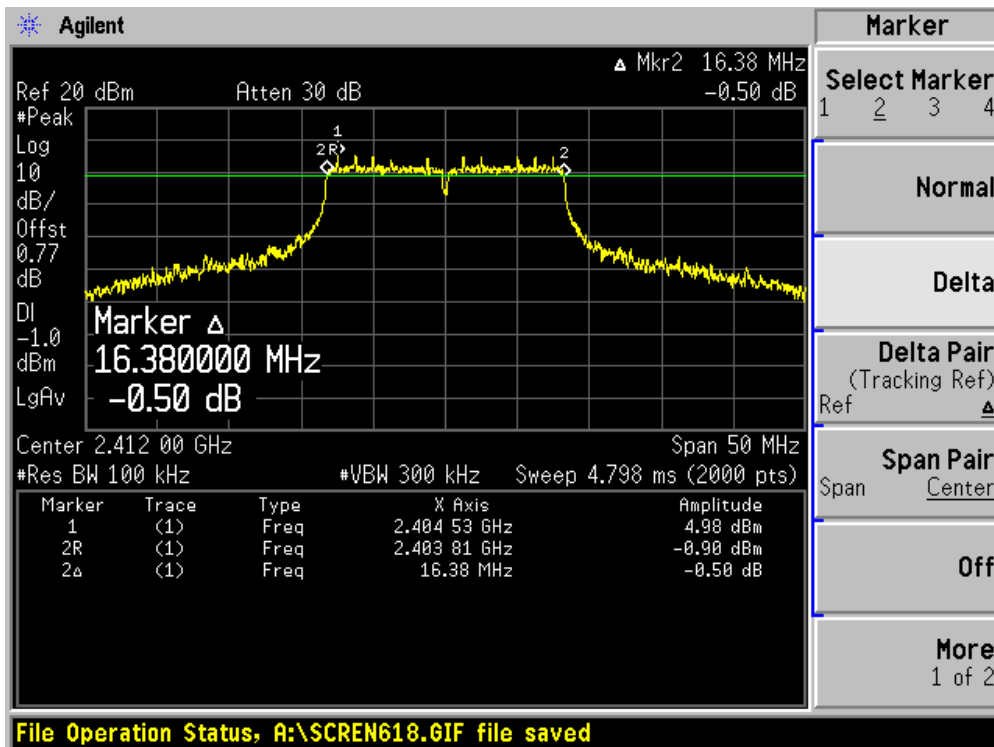
Channel 11 (2462MHz)



Product	:	Notebook Computer
Test Item	:	Occupied Bandwidth
Test Site	:	AC-4
Test Mode	:	Mode 2: Transmit by 802.11g (Chain C)

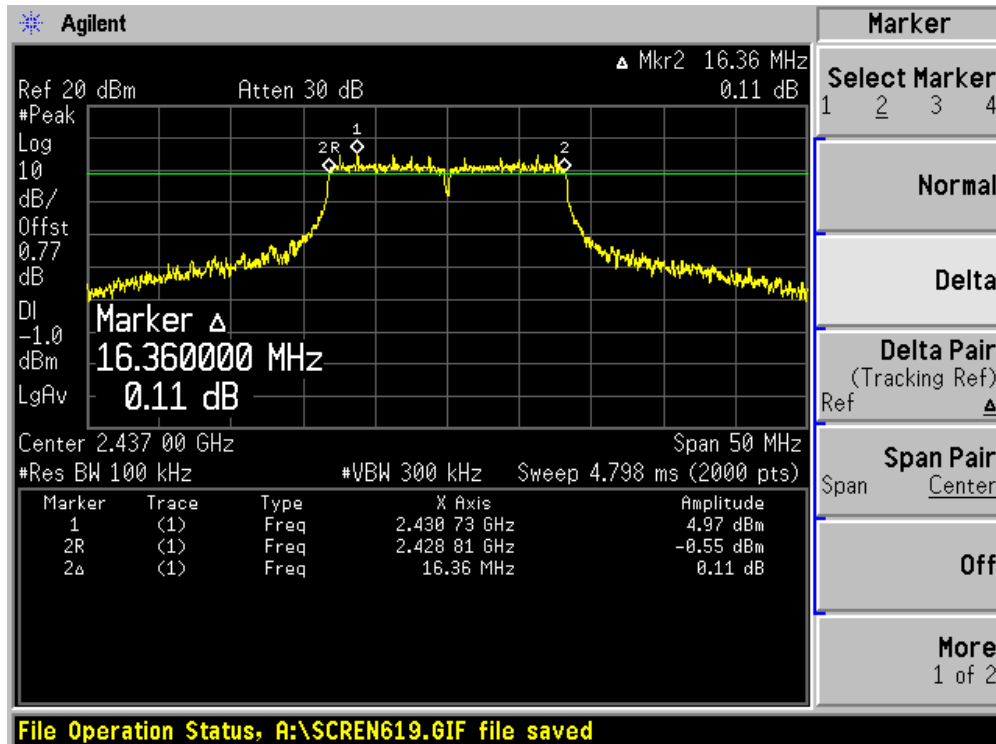
Channel No.	Frequency (MHz)	Occupied Bandwidth (kHz)	Limit (kHz)	Result
01	2412	16380	500	Pass
06	2437	16360	500	Pass
11	2462	16360	500	Pass

### Channel 01 (2412MHz)

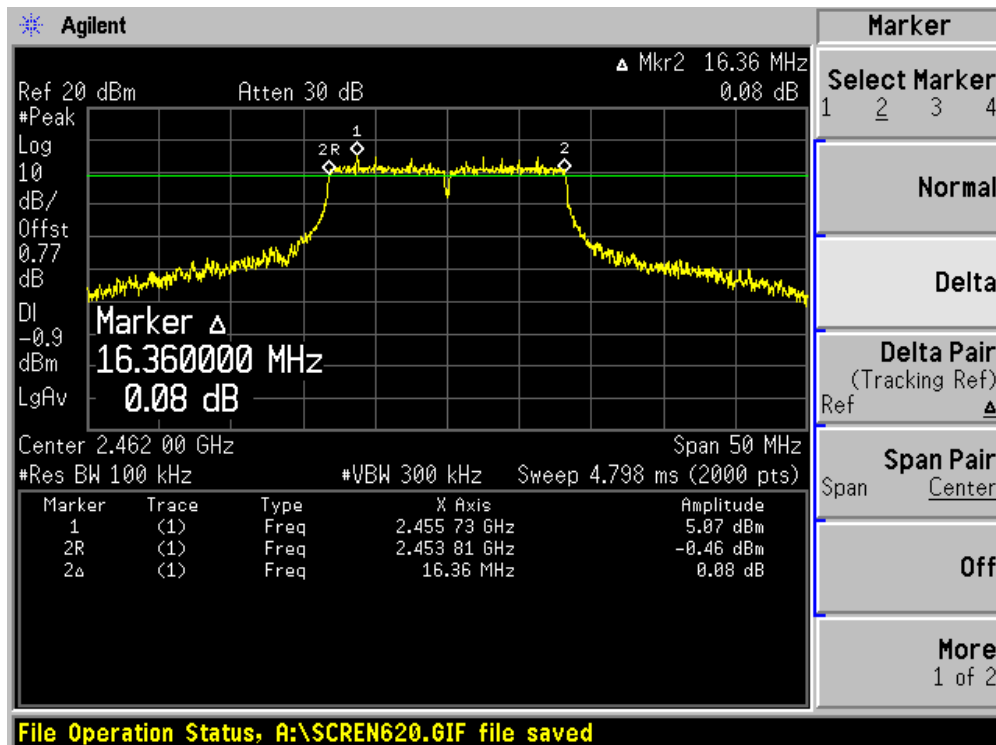




Channel 06 (2437MHz)



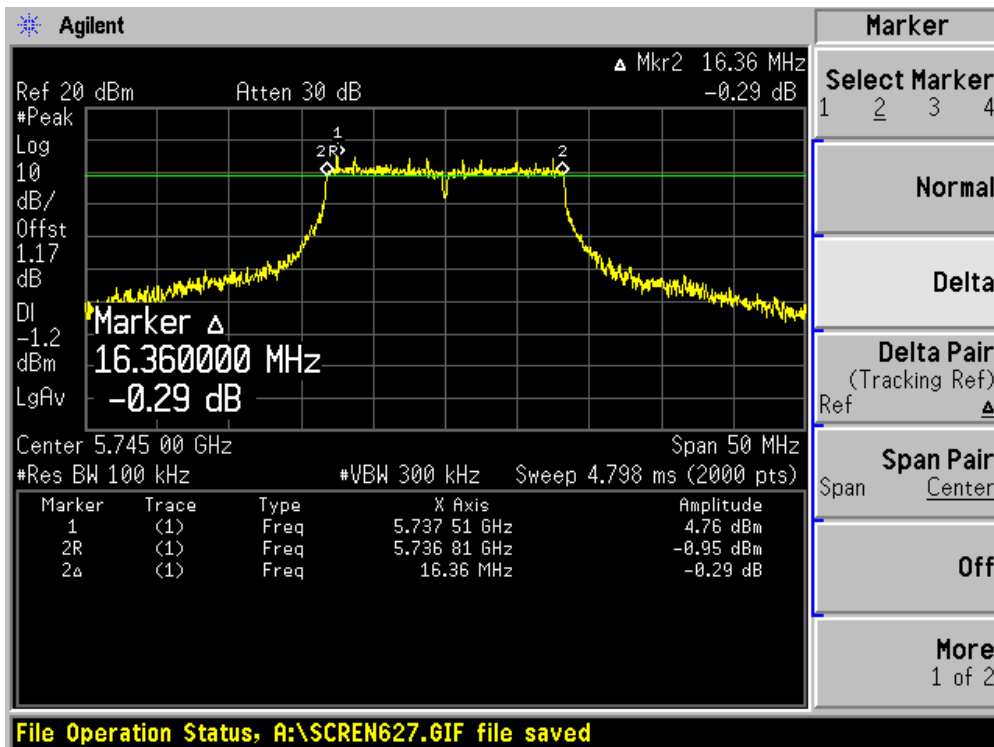
Channel 11 (2462MHz)



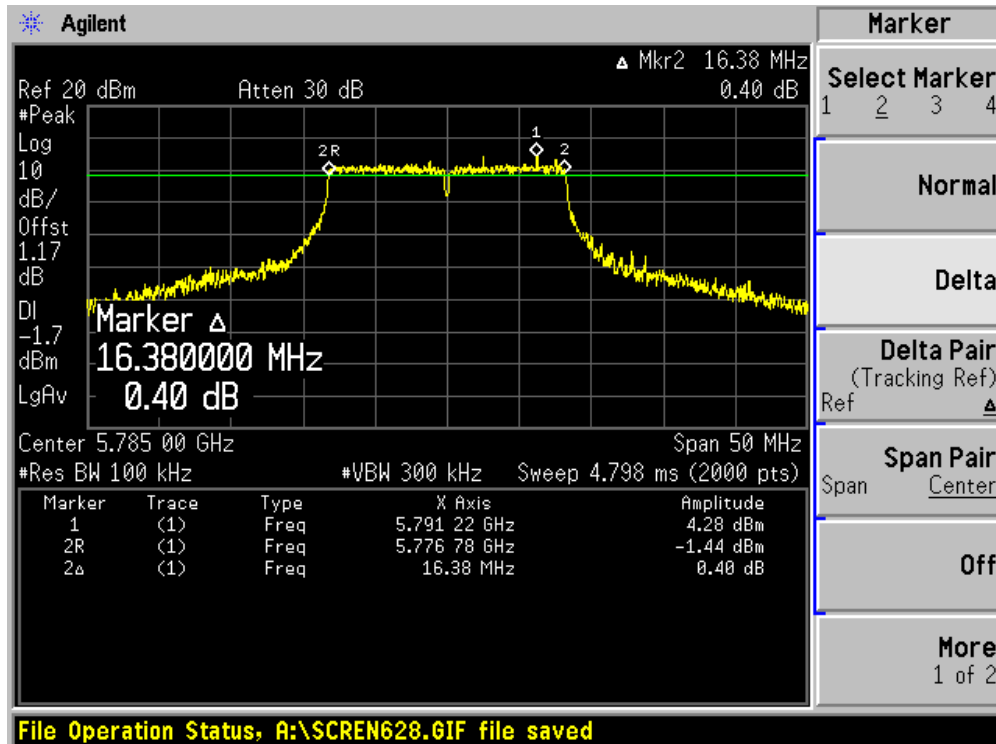
Product	:	Notebook Computer
Test Item	:	Occupied Bandwidth
Test Site	:	AC-4
Test Mode	:	Mode 3: Transmit by 802.11a (Chain C)

Channel No.	Frequency (MHz)	Occupied Bandwidth (kHz)	Limit (kHz)	Result
149	5745	16360	500	Pass
157	5785	16380	500	Pass
165	5825	16360	500	Pass

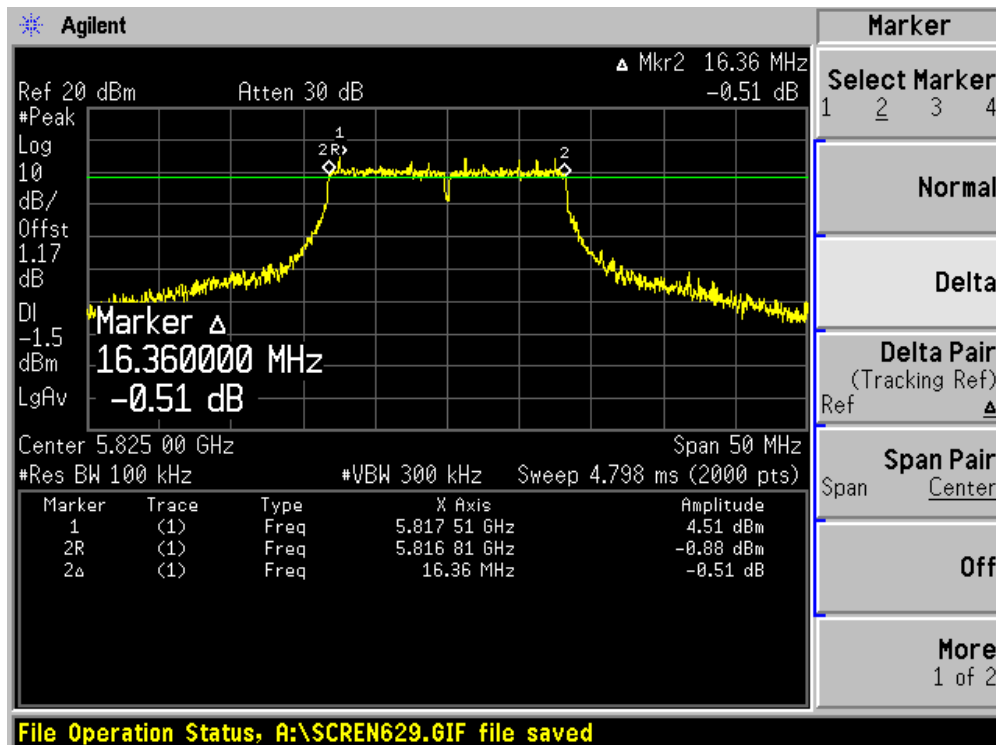
### Channel 149 (5745MHz)



Channel 157 (5785MHz)



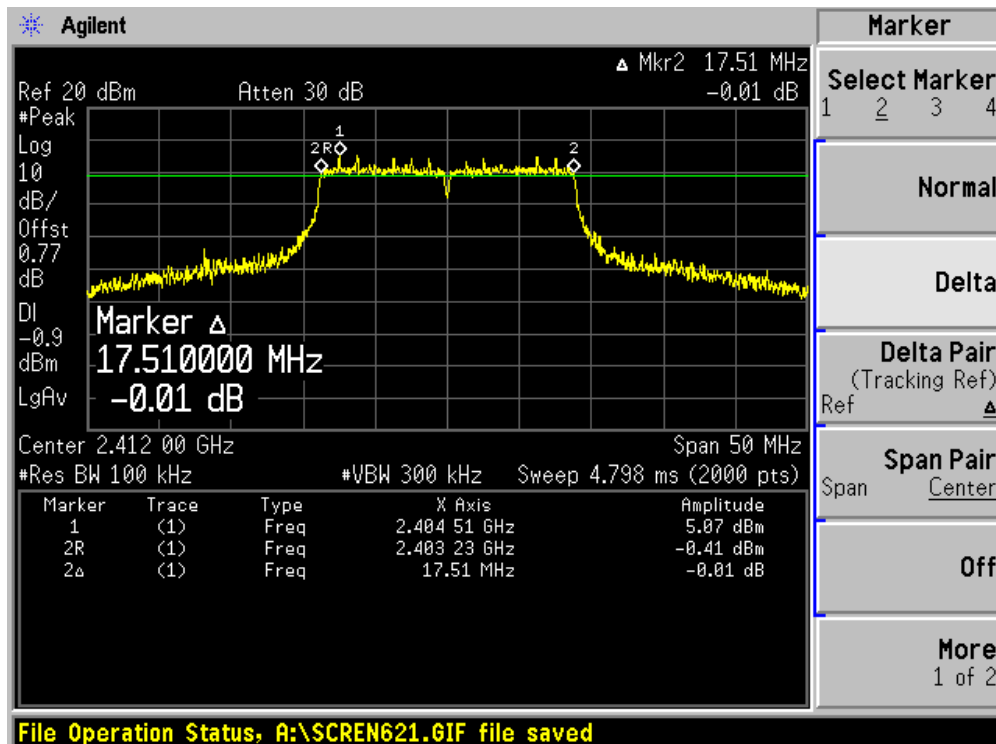
Channel 165 (5825MHz)



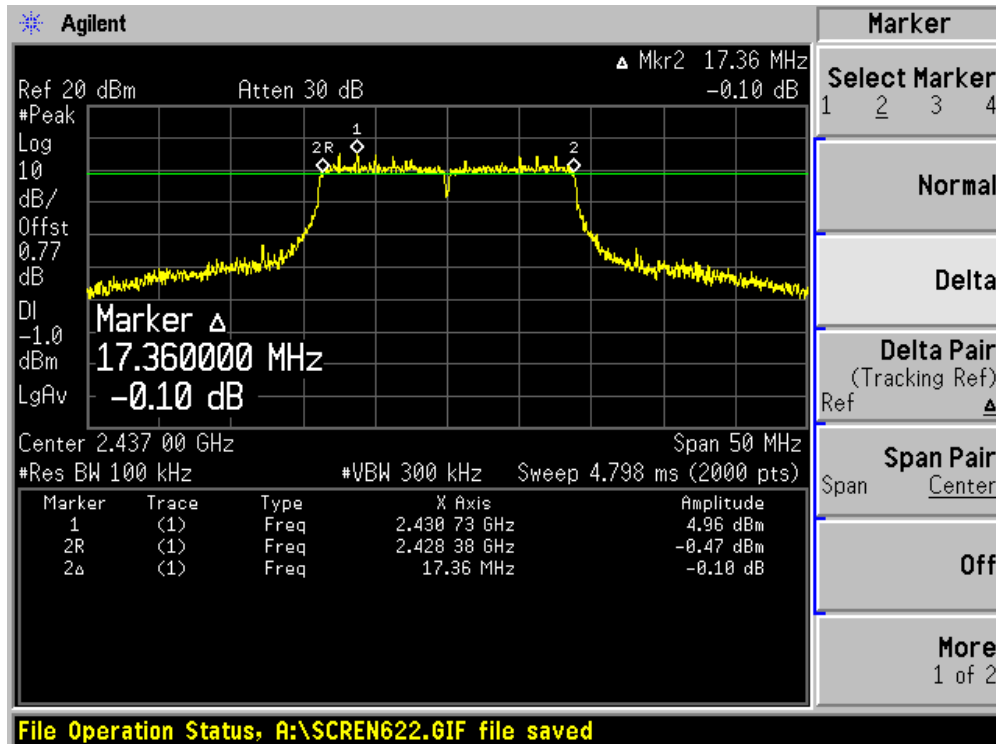
Product	:	Notebook Computer
Test Item	:	Occupied Bandwidth
Test Site	:	AC-4
Test Mode	:	Mode 4: Transmit by 802.11n (20MHz) (Chain C)

Channel No.	Frequency (MHz)	Occupied Bandwidth (kHz)	Limit (kHz)	Result
01	2412	17510	500	Pass
06	2437	17360	500	Pass
11	2462	17460	500	Pass
149	5745	17580	500	Pass
157	5785	17560	500	Pass
165	5825	17380	500	Pass

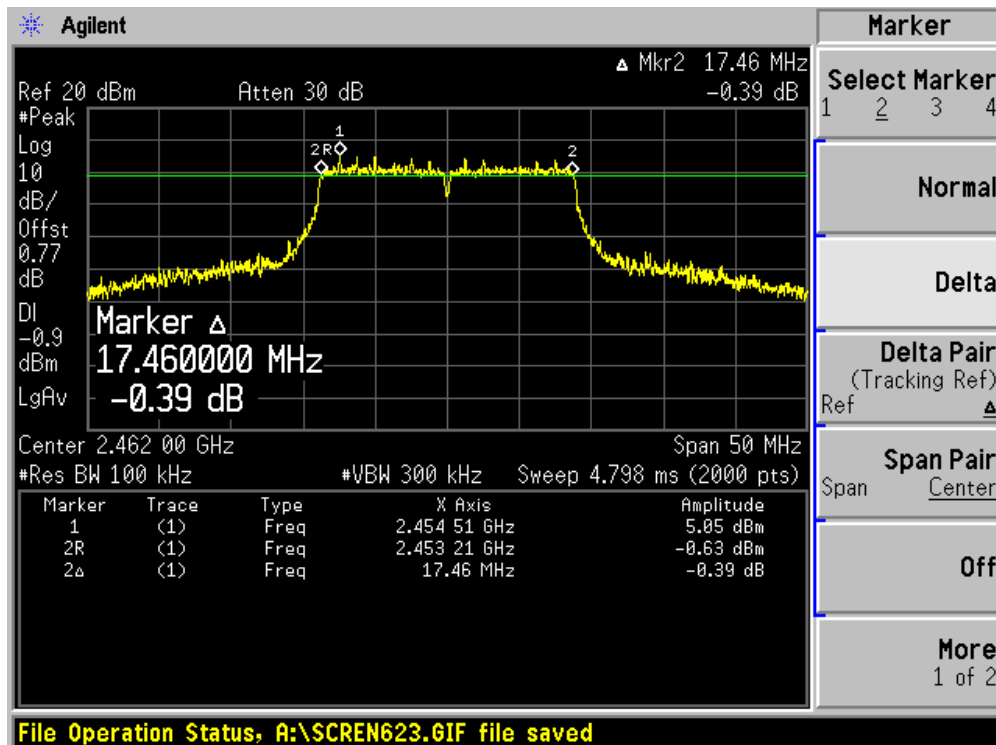
### Channel 01 (2412MHz)



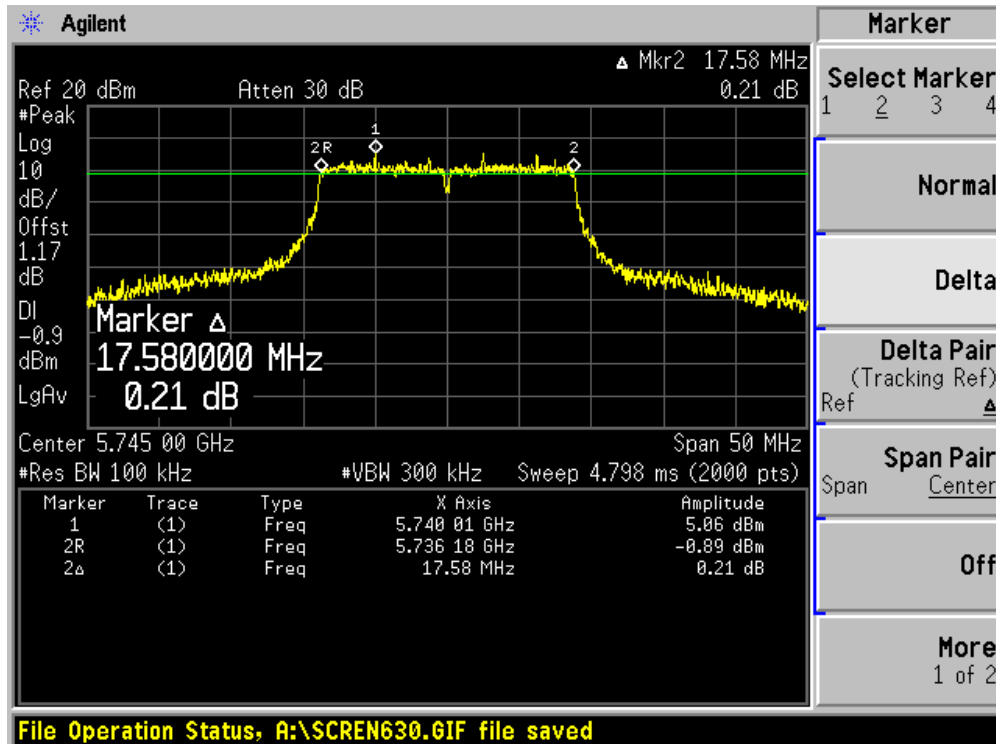
Channel 06 (2437MHz)



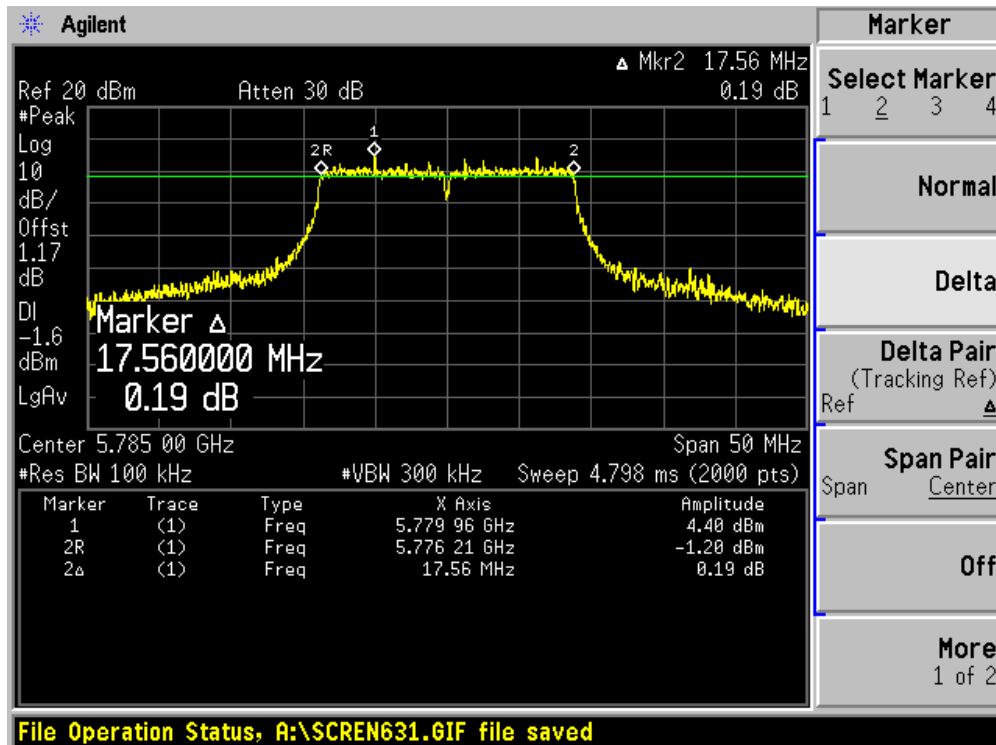
Channel 11 (2462MHz)



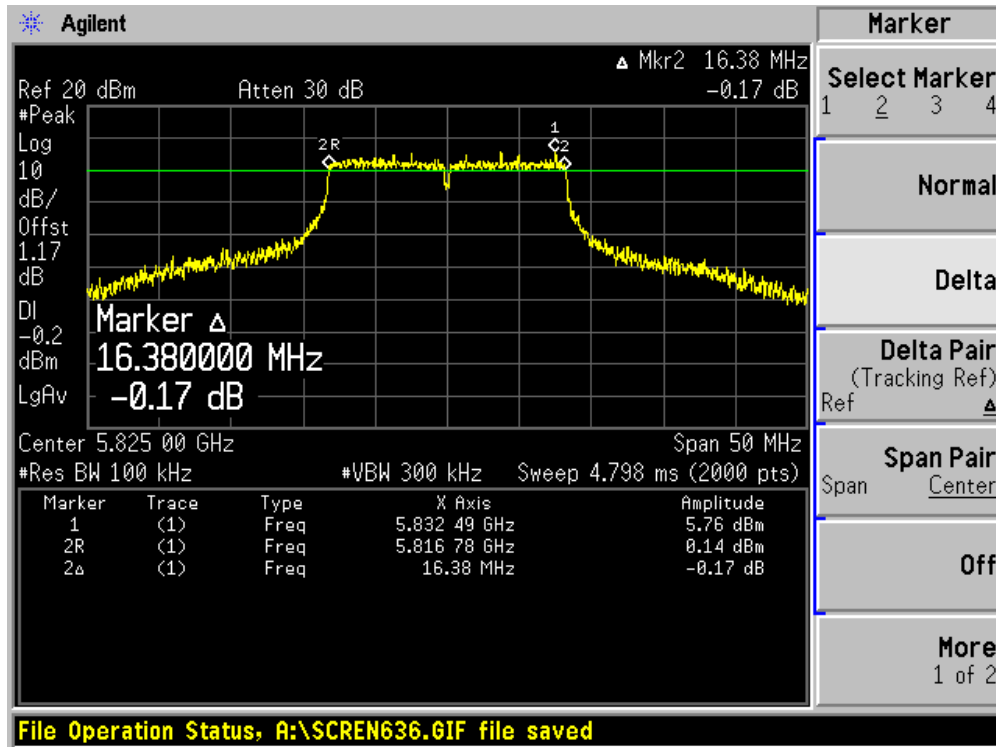
Channel 149 (5745MHz)



Channel 157 (5785MHz)



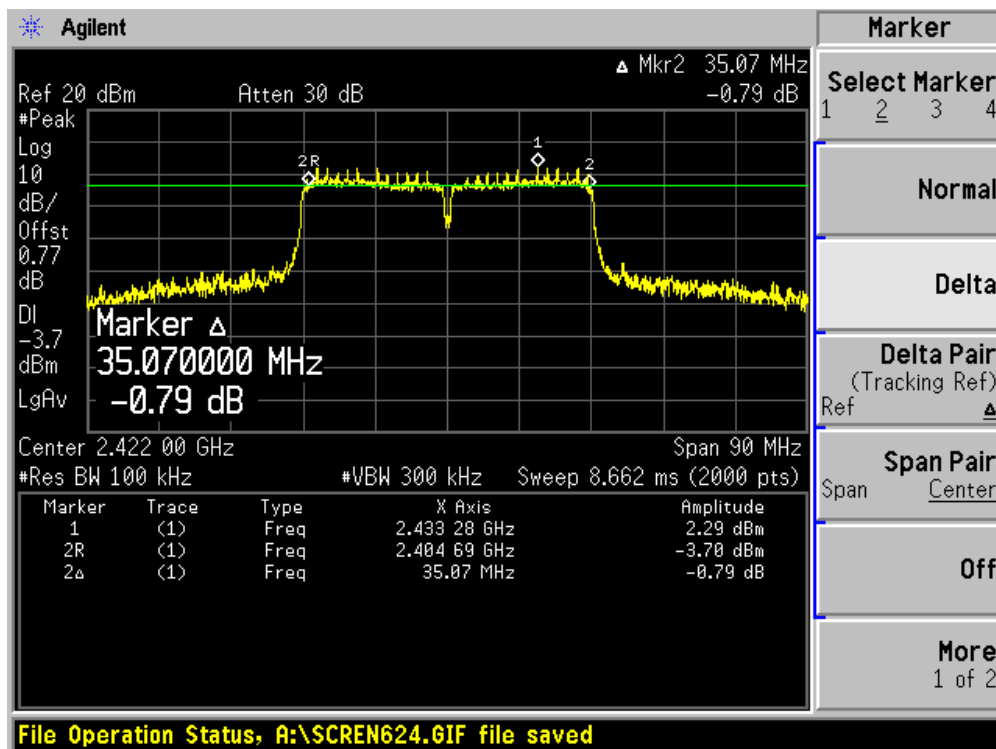
Channel 165 (2825MHz)



Product	:	Notebook Computer
Test Item	:	Occupied Bandwidth
Test Site	:	AC-4
Test Mode	:	Mode 5: Transmit by 802.11n (40MHz) (Chain C)

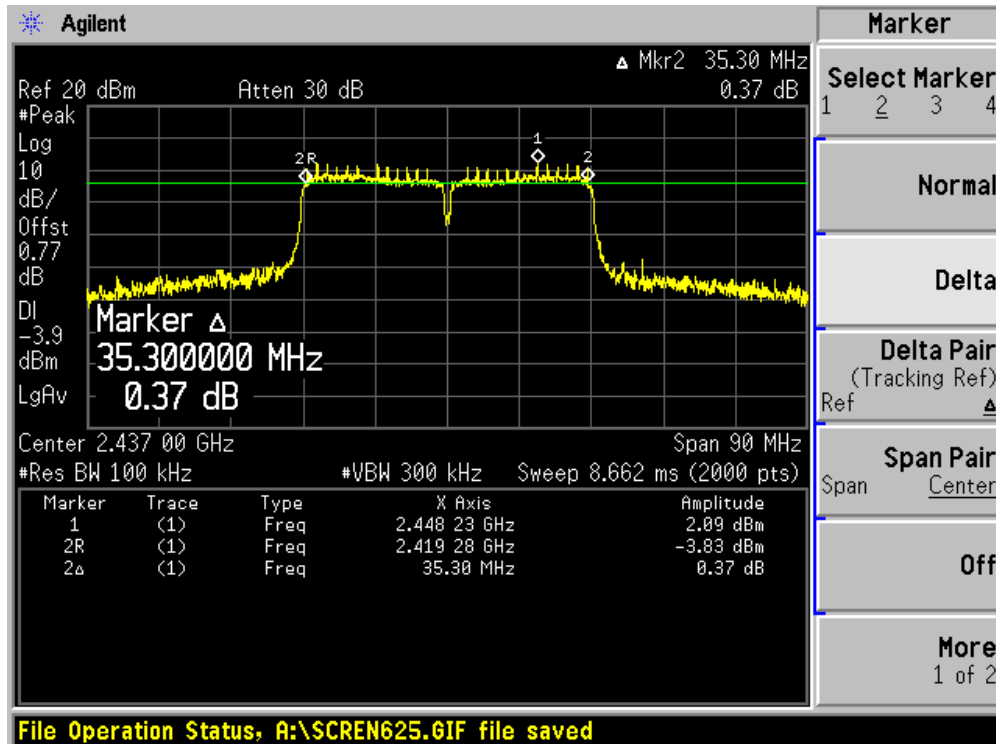
Channel No.	Frequency (MHz)	Occupied Bandwidth (kHz)	Limit (kHz)	Result
03	2422	35070	500	Pass
06	2437	35300	500	Pass
09	2452	35520	500	Pass
151	5755	35430	500	Pass
159	5795	35610	500	Pass

### Channel 03 (2422MHz)

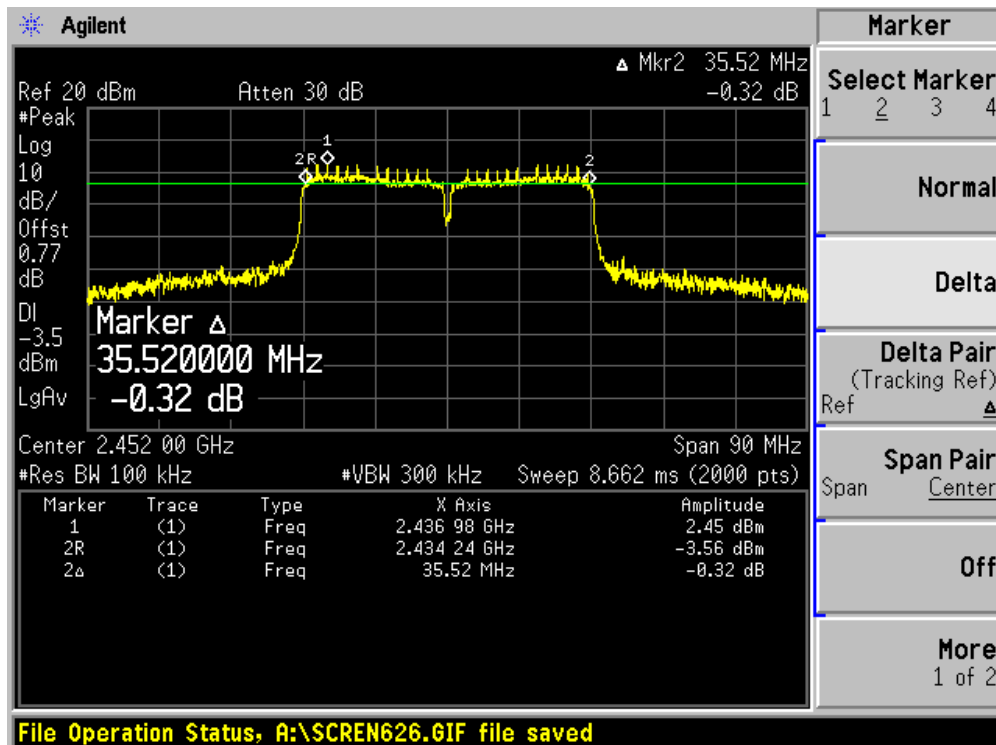




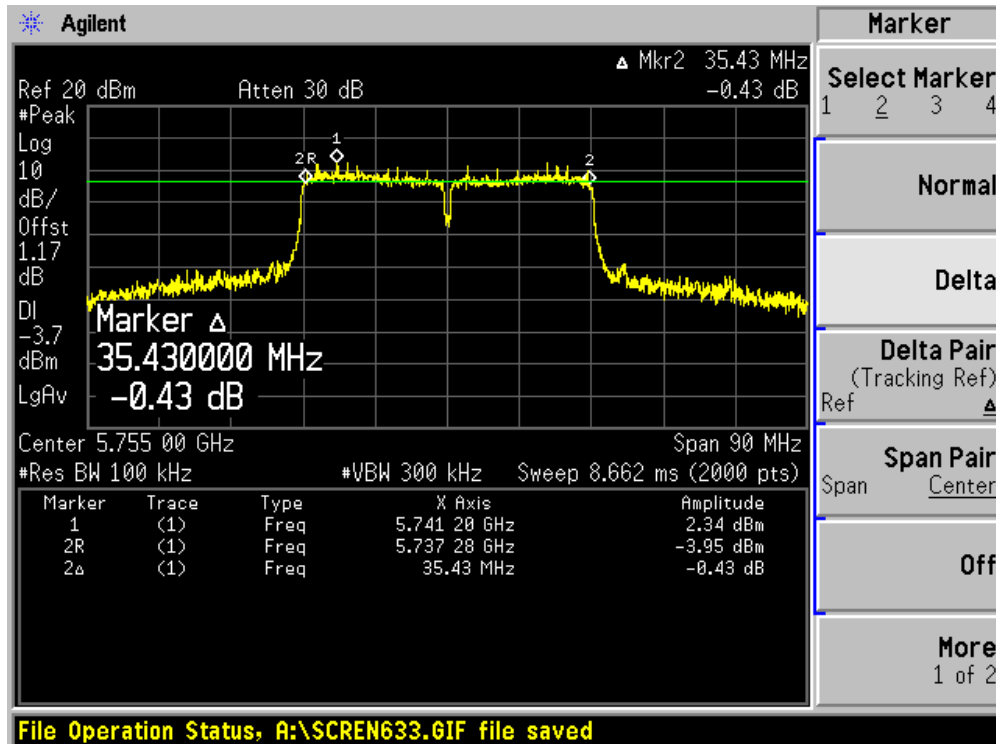
Channel 06 (2437MHz)



Channel 09 (2452MHz)



Channel 151 (5755MHz)



Channel 159 (5795MHz)

