



**Appendix C. Test Setup Photographs & EUT Photographs**  
**Test Setup Photographs**


**EUT Left-side– Aux Antenna**




**EUT Right-side– Main Antenna**




**EUT Back – Main Antenna**



**EUT Back – Aux Antenna**



### EUT Top – Main Antenna




### EUT Top – Aux Antenna



**Depth of the liquid in the phantom-Zoom In (2.4GHz)**



**Depth of the liquid in the phantom-Zoom In (5GHz)**



Note: The positions used in the measurements were according to IEEE 1528-2013.