

FCC PART 15 SUBPART C TEST REPORT

for

iZiggi-HD Wireless Document Camera

Model No.: CDVW-01IP

FCC ID: WKP-CDVW-01IP

of

Applicant: IPEVO corp

Address: 3F, No.53, Bo-ai Road, Taipei City 10044, Taiwan

Tested and Prepared

by

Worldwide Testing Services (Taiwan) Co., Ltd.

FCC Registration No.: 930600

Industry Canada filed test laboratory Reg. No. IC 5679A-1

A2LA Accredited No.: 2732.01



Report No.: W6M21311-13619-C-1

6F, NO. 58, LANE 188, RUEY-KUANG RD., NEIHU TAIPEI 114, TAIWAN, R.O.C.
TEL: 886-2-66068877 FAX: 886-2-66068879 E-mail: wts@wts-lab.com




TABLE OF CONTENTS

1	GENERAL INFORMATION	2
1.1	NOTES	2
1.2	TESTING LABORATORY	3
1.2.1	Location	3
1.2.2	Details of accreditation status	3
1.3	DETAILS OF APPROVAL HOLDER	3
1.4	APPLICATION DETAILS	4
1.5	GENERAL INFORMATION OF TEST ITEM	4
1.6	TEST STANDARDS	6
2	TECHNICAL TEST	7
2.1	SUMMARY OF TEST RESULTS	7
2.2	TEST ENVIRONMENT	7
2.3	TEST EQUIPMENT LIST	8
2.4	GENERAL TEST PROCEDURE	10
3	TEST RESULTS (ENCLOSURE)	12
3.1	PEAK OUTPUT POWER (TRANSMITTER)	13
3.2	EQUIVALENT ISOTROPIC RADIATED POWER	27
3.3	RF EXPOSURE COMPLIANCE REQUIREMENTS	27
3.4	TRANSMITTER RADIATED EMISSIONS IN RESTRICTED BANDS	28
3.5	SPURIOUS EMISSIONS (TX)	29
3.6	RADIATED EMISSION ON THE BAND EDGE	43
3.7	MINIMUM 6 dB BANDWIDTH	52
3.8	PEAK POWER SPECTRAL DENSITY	65
3.9	RADIATED EMISSION FROM DIGITAL PART	79
3.10	POWER LINE CONDUCTED EMISSION	80
	APPENDIX	83



Worldwide Testing Services(Taiwan) Co., Ltd.

Registration number: W6M21311-13619-C-1

FCC ID: WKP-CDVW-01IP

1 General Information

1.1 Notes

The purpose of conformity testing is to increase the probability of adherence to the essential requirements or conformity specifications, as appropriate.

The complexity of the technical specifications, however, means that full and thorough testing is impractical for both technical and economic reasons.

Furthermore, there is no guarantee that a test sample which has passed all the relevant tests conforms to a specification.

Neither is there any guarantee that such a test sample will interwork with other genuinely open systems. The existence of the tests nevertheless provides the confidence that the test sample possesses the qualities as maintained and that its performance generally conforms to representative cases of communications equipment.

The test results of this test report relate exclusively to the item tested as specified in 1.5.

The test report may only be reproduced or published in full.

Reproduction or publication of extracts from the report requires the prior written approval of the Worldwide Testing Services(Taiwan) Co., Ltd.

Specific Conditions:

Usage of the hereunder tested device in combination with other integrated or external antennas requires at least additional output power measurements, spurious emission measurements, conducted emission measurements (AC supply lines) and radio frequency exposure evaluations for each individual configuration performed, for certification by FCC.

The test sample is able to work according IEEE 802.11 b/g/n.

This report is related to FCC Part 15 C (DSSS and OFDM device).

Tester:

January 24, 2014

Robert Ren

Date

WTS-Lab.

Name

Signature

Technical responsibility for area of testing:

January 24, 2014

Kevin Wang

Date

WTS

Name

Signature



Worldwide Testing Services(Taiwan) Co., Ltd.

Registration number: W6M21311-13619-C-1

FCC ID: WKP-CDVW-01IP

1.2 Testing laboratory

1.2.1 Location

OATS

No.5-1, Lishui, Shuang Sing Village,

Wanli Dist., New Taipei City 207,

Taiwan (R.O.C.)

3 meter semi-anechoic chamber

No.35, Aly. 21, Ln. 228, Ankang Rd., Neihu Dist., Taipei City 114, Taiwan (R.O.C.)

TEL:886-2-6613-0228

FAX:886-2-2791-5046

Company

Worldwide Testing Services(Taiwan) Co., Ltd.

6F, NO. 58, LANE 188, RUEY-KUANG RD.

NEIHU, TAIPEI 114, TAIWAN R.O.C.

Tel : 886-2-66068877

Fax : 886-2-66068879

1.2.2 Details of accreditation status

Accredited testing laboratory

A2LA accredited number: 2732.01

FCC filed test laboratory Reg. No. 930600

Industry Canada filed test laboratory Reg. No. IC 5679A-1



Test location, where different from Worldwide Testing Services (Taiwan) Co., Ltd. :

Name: ./.

Accredited number: ./.

Street: ./.

Town: ./.

Country: ./.

Telephone: ./.

Fax: ./.

1.3 Details of approval holder

Name: IPEVO corp

Street: 3F, No.53, Bo-ai Road,

Town: Taipei City 10044,

Country: Taiwan

Telephone: +886-2-5550-8686

Fax: +886-2-2382-0420



Registration number: W6M21311-13619-C-1

FCC ID: WKP-CDVW-01IP

1.4 Application details

Date of receipt of test item: December 10, 2013

Date of test: from December 11, 2013 to January 24, 2014

1.5 General information of Test item

Type of test item: iZiggi-HD Wireless Document Camera

Model Number: CDVW-01IP

Brand Name: IPEVO

Multi-listing model number: ./.

Photos: see Appendix

Technical data

Frequency band: 2.4 GHz – 2.4835 GHz

802.11b, g, n 20MHz

Frequency (ch 1 or A): 2.412 GHz

Frequency (ch 6 or B): 2.437 GHz

Frequency (ch 11 or C): 2.462 GHz

802.11n 40MHz

Frequency (ch 1 or A): 2.422 GHz

Frequency (ch 4 or B): 2.437 GHz

Frequency (ch 7 or C): 2.452 GHz

Number of Channels: 802.11b, g, n 20MHz: 11

802.11n 40MHz: 7

Operation modes: duplex

Modulation Type: DSSS / OFDM

Fixed point-to-point operation: ☐ Yes / ☒ No

Type of Antenna: Chip Antenna

Antenna gain: Ant 1: -2.1 dBi ; Ant2 : -2.9 dBi

Directional gain: 0.52 dBi

According to KDB 662911, Unequal antenna gains, with equal transmit powers. For antenna gains given by G_1, G_2, \dots, G_N dBi. If transmit signals are correlated, then Directional gain
 $= 10 \log[(10^{G_1/20} + 10^{G_2/20} + \dots + 10^{G_N/20})^2 / N]$ dBi [Note the “20”s in the denominator of each exponent and the square of the sum of terms; the object is to combine the signal levels coherently.]



Worldwide Testing Services(Taiwan) Co., Ltd.

Registration number: W6M21311-13619-C-1

FCC ID: WKP-CDVW-01IP

Power supply:

Adapter: (I/P: 100-240V~/ 1.0 A/ MAX50-60MHz;
O/P: 5 VDC/ 2A)

Battery: 3.7VDC / 3300mAh

Emission designator:

Mode A (802.11b): DSSS: 16M5G1D

Mode B (802.11g): OFDM: 17M2D1D

Mode C (802.11n 20MHz): OFDM: 18M4D1D

Mode D (802.11n 40MHz): OFDM: 37M0D1D

Host device:

none

Classification:

Fixed Device	<input type="checkbox"/>
Mobile Device (Human Body distance > 20cm)	<input checked="" type="checkbox"/>
Portable Device (Human Body distance < 20cm)	<input type="checkbox"/>
Modular Radio Device	<input type="checkbox"/>

Transmitter

Unom

ANT 1

Mode A (DSSS)

Power (ch 1 or A): Conducted: 13.47 dBm

Power (ch 6 or B): Conducted: 12.84 dBm

Power (ch 11 or C): Conducted: 12.65 dBm

Mode B (OFDM)

Power (ch 1 or A): Conducted: 10.76 dBm

Power (ch 6 or B): Conducted: 10.21 dBm

Power (ch 11 or C): Conducted: 10.09 dBm

Mode C (OFDM)

Power (ch 1 or A): Conducted: 10.84 dBm

Power (ch 6 or B): Conducted: 10.14 dBm

Power (ch 11 or C): Conducted: 9.90 dBm

Mode D (OFDM)

Power (ch 1 or A): Conducted: 10.49 dBm

Power (ch 4 or B): Conducted: 9.99 dBm

Power (ch 7 or C): Conducted: 9.82 dBm

ANT 2

Mode A (DSSS)

Power (ch 1 or A): Conducted: 17.52 dBm

Power (ch 6 or B): Conducted: 15.52 dBm

Power (ch 11 or C): Conducted: 14.27 dBm



Worldwide Testing Services(Taiwan) Co., Ltd.

Registration number: W6M21311-13619-C-1

FCC ID: WKP-CDVW-01IP

Mode B (OFDM)

Power (ch 1 or A): Conducted: 13.80 dBm

Power (ch 6 or B): Conducted: 12.81 dBm

Power (ch 11 or C): Conducted: 11.74 dBm

Mode C (OFDM)

Power (ch 1 or A): Conducted: 13.54 dBm

Power (ch 6 or B): Conducted: 12.56 dBm

Power (ch 11 or C): Conducted: 11.51 dBm

Mode D (OFDM)

Power (ch 1 or A): Conducted: 12.74 dBm

Power (ch 4 or B): Conducted: 12.12 dBm

Power (ch 7 or C): Conducted: 11.47 dBm

Combine	mW			dBm		
	Ch Low	Ch Mid	Ch High	Ch Low	Ch Mid	Ch High
802.11n 20MHz	34.72	28.36	23.93	15.41	14.53	13.79
802.11n 40MHz	29.98	26.27	23.62	14.77	14.19	13.73

Manufacturer: (if applicable)

Name: EDSLAB Technologies INC.
Street: 4F, No.150, Sec 2., Nanking E. Rd.,
Town: Taipei City, 10489
Country: Taiwan

1.6 Test standards

Technical standard : FCC RULES PART 15 SUBPART C § 15.247 (2011-10)



Registration number: W6M21311-13619-C-1

FCC ID: WKP-CDVW-011P

2 Technical test

2.1 Summary of test results

No deviations from the technical specification(s) were ascertained in the course of the tests performed.



or

The deviations as specified in 2.5 were ascertained in the course of the tests performed.



2.2 Test environment

Temperature: 23 °C

Relative humidity content: 20 ... 75 %

Air pressure: 86 ... 103 kPa

Power supply: Adapter: (I/P: 100-240V~/ 1.0 A/ MAX50-60MHz;
O/P: 5 VDC/ 2A)
Battery: 3.7VDC / 3300mAh

Extreme conditions parameters: ./.




Worldwide Testing Services(Taiwan) Co., Ltd.

Registration number: W6M21311-13619-C-1

FCC ID: WKP-CDVW-01IP

2.3 Test Equipment List

No.	Test equipment	Type	Serial No.	Manufacturer	Cal. Date	Next Cal. Date
ETSTW-CE 001	EMI TEST RECEIVER	ESHS10	842121/013	R&S	2013/9/2	2014/9/1
ETSTW-CE 003	AC POWER SOURCE	APS-9102	D161137	GW	Function Test	
ETSTW-CE 008	HF-EICHLITUNG RF STEP ATTENUATOR 139dB DPSP	334.6010.02	844581/024	R&S	Function Test	
ETSTW-CE 009	TEMP.&HUMIDITY CHAMBER	GTH-225-40-1P-U	MAA0305-009	GIANT FORCE	2013/7/10	2014/7/9
ETSTW-CE 016	TWO-LINE V-NETWORK	ENV216	100050	R&S	2013/10/28	2014/10/27
ETSTW-RE 004	EMI TEST RECEIVER	ESI 40	832427/004	R&S	2013/9/2	2014/9/1
ETSTW-RE 005	EMI TEST RECEIVER	ESVS10	843207/020	R&S	2013/9/2	2014/9/1
ETSTW-RE 012	TUNABLE BANDREJECT FILTER	D.C 0309	146	K&L	Function Test	
ETSTW-RE 013	TUNABLE BANDREJECT FILTER	D.C 0336	397	K&L	Function Test	
ETSTW-RE 018	MICROWAVE HORN ANTENNA	AT4560	27212	AR	2013/10/15	2014/10/14
ETSTW-RE 027	Passive Loop Antenna	6512	00034563	ETS-Lindgren	2013/7/3	2014/7/2
ETSTW-RE 030	Double-Ridged Guide Horn Antenna	3117	00035224	EMCO	2013/3/4	2014/3/3
ETSTW-RE 045	ESA-E SERIES SPECTRUM ANALYZER	E4404B	MY45111242	Agilent	Pre-test Use	
ETSTW-RE 049	TRILOG Super Broadband test Antenna	VULB 9160	9160-3185	Schwarzbeck	2013/3/21	2014/3/20
ETSTW-RE 050	Attenuator 10dB	50HF-010-1	None	JFW	2013/3/4	2014/3/3
ETSTW-RE 051	Attenuator 6dB	50HF-006-1	None	JFW	2013/3/4	2014/3/3
ETSTW-RE 053	Attenuator 3dB	50HF-003-1	None	JFW	2013/3/4	2014/3/3
ETSTW-RE 055	SPECTRUM ANALYZER	FSU 26	200074	R&S	2013/5/31	2014/5/30
ETSTW-RE 060	Attenuator 30dB	5015-30	F651012z-01	ATM	2013/3/4	2014/3/3
ETSTW-RE 062	Amplifier Module	CHC 2	None	KMIC	2013/11/27	2014/11/26
ETSTW-RE 064	Bluetooth Test Set	MT8852B-042	6K00005709	Anritsu	Function Test	
ETSTW-RE 069	Double-Ridged Guide Horn Antenna	3117	00069377	EMCO	Function Test	
ETSTW-RE 072	CELL SITE TEST SET	8921A	3339A00375	HP	2013/10/7	2014/10/6
ETSTW-RE 088	SOLID STATE AMPLIFIER	KMA180265A01	99057	KMIC	2013/10/11	2014/10/10
ETSTW-RE 099	DC Block	50DB-007-1	None	JFW	2013/3/4	2014/3/3
ETSTW-RE 106	Humidity Temperature Meter	TES-1366	091011113	TES	2013/12/04	2014/12/03
ETSTW-RE 111	TRILOG Super Broadband test Antenna	VULB 9160	9160-3309	Schwarz beck	2013/12/27	2014/12/26
ETSTW-RE 112	AC POWER SOURCE	TFC-1005	None	T-Power	Function test	
ETSTW-RE 115	2.4GHz Notch Filter	N0124411	473874	MICROWAVE CIRCUITS	2014/1/10	2015/1/09
ETSTW-RE 120	RF Player	MP9200	MP9210-111022	ADIVIC	Function test	
ETSTW-RE 122	SIGNAL GENERATOR	SMF100A	102149	R&S	2013/6/28	2014/6/27
ETSTW-RE 125	5GHz Notch filter	5NSL11-5200/E221.3-O/O	1	K&L Microwave	2013/8/16	2014/8/15



Worldwide Testing Services(Taiwan) Co., Ltd.

Registration number: W6M21311-13619-C-1

FCC ID: WKP-CDVW-01IP

ETSTW-RE 126	5GHz Notch filter	5NSL11-5800/E221.3-O/O	1	K&L Microwave	2013/8/16	2014/8/15
ETSTW-RE 127	RF Switch Box	RFS-01	None	WTS	2013/3/4	2014/3/3
ETSTW-RE 128	5.3GHz Notch filter	N0153001	SN487233	Microwave Circuits	2013/8/13	2014/8/12
ETSTW-RE 129	5.5GHz Notch filter	N0555984	SN487234	Microwave Circuits	2013/8/13	2014/8/12
ETSTW-RE 130	Handheld RF Spectrum Analyzer	N9340A	CN0147000204	Agilent	Pre-test Use	
ETSTW-GSM 002	Universal Radio Communication Tester	CMU 200	109439	R&S	2013/10/7	2014/10/6
ETSTW-GSM 019	Band Reject Filter	WRCTF824/849-822/851-40 /12+9SS	3	WI	2014/1/10	2015/1/09
ETSTW-GSM 020	Band Reject Filter	WRCD1747/1748-1743/1752-32/5SS	1	WI	2014/1/10	2015/1/09
ETSTW-GSM 021	Band Reject Filter	WRCD1879.5/1880.5-1875.5/1884.5-32/5SS	3	WI	2014/1/10	2015/1/09
ETSTW-GSM 022	Band Reject Filter	WRCT901.9/903.1-904.25-50/8SS	1	WI	2014/1/10	2015/1/09
ETSTW-GSM 023	Power Divider	4901.19.A	None	SUHNER	2013/9/18	2014/9/17
ETSTW-Cable 010	BNC Cable	5 M BNC Cable	None	JYE BAO CO.,LTD.	2013/3/4	2014/3/3
ETSTW-Cable 011	BNC Cable	BNC Cable 1	None	JYE BAO CO.,LTD.	Pre-test Use NCR	
ETSTW-Cable 012	N TYPE To SMA Cable	Cable 012	None	JYE BAO CO.,LTD.	2013/3/4	2014/3/3
ETSTW-Cable 016	BNC Cable	Switch Box	B Cable 1	Schwarz beck	2013/3/4	2014/3/3
ETSTW-Cable 017	BNC Cable	X Cable	B Cable 2	Schwarz beck	2013/3/4	2014/3/3
ETSTW-Cable 018	BNC Cable	Y Cable	B Cable 3	Schwarz beck	2013/3/4	2014/3/3
ETSTW-Cable 019	BNC Cable	Z Cable	B Cable 4	Schwarz beck	2013/3/4	2014/3/3
ETSTW-Cable 022	N TYPE Cable	5006	0002	JYE BAO CO.,LTD.	2013/3/26	2014/3/25
ETSTW-Cable 026	Microwave Cable	SUCOFLEX 104	279075	HUBER+SUHNER	2013/3/4	2014/3/3
ETSTW-Cable 027	Microwave Cable	SUCOFLEX 104	279083	HUBER+SUHNER	2013/3/4	2014/3/3
ETSTW-Cable 028	Microwave Cable	FA147A0015M2020	30064-2	UTIFLEX	2013/10/11	2014/10/10
ETSTW-Cable 029	Microwave Cable	FA147A0015M2020	30064-3	UTIFLEX	2013/10/11	2014/10/10
ETSTW-Cable 030	Microwave Cable	SUCOFLEX 104 (S_Cable 9)	279067	HUBER+SUHNER	2013/3/4	2014/3/3
ETSTW-Cable 031	Microwave Cable	SUCOFLEX 104 (S_Cable 10)	238092	HUBER+SUHNER	2013/11/27	2014/11/26
ETSTW-Cable 043	Microwave Cable	SUCOFLEX 104	317576	HUBER+SUHNER	2013/11/27	2014/11/26
ETSTW-Cable 047	Microwave Cable	SUCOFLEX 104	325518	HUBER+SUHNER	2013/11/27	2014/11/26
ETSTW-Cable 053	N TYPE To SMA Cable	RG142	None	JYE BAO CO.,LTD.	2013/3/26	2014/3/25
ETSTW-Cable 058	Microwave Cable	SUCOFLEX 104	none	HUBER+SUHNER	2013/6/20	2014/6/19
WTSTW-SW 002	EMI TEST SOFTWARE	EZ EMC	None	Farad	Version ETS-03A1	



2.4 General Test Procedure

POWER LINE CONDUCTED INTERFERENCE: The procedure used was ANSI STANDARD C63.4-2009 5.2 using a 50 μ H LISN (if necessary). Both lines were observed. The bandwidth of the spectrum analyzer was 10 kHz with an appropriate sweep speed.

RADIATION INTERFERENCE: The test procedure used was according to ANSI STANDARD C63.4-2009 6.4 employing a spectrum analyzer. For investigated frequency is equal to or below 1GHz, the RBW and VBW of the spectrum analyzer was 100 kHz and 100kHz respectively with an appropriate sweep speed. For investigated frequency is above 1GHz, both of RBW and VBW of the spectrum analyzer were 1 MHz with an appropriate sweep speed. The analyzer was calibrated in dB above a microvolt at the output of the antenna.

FORMULA OF CONVERSION FACTORS: The Field Strength at 3m was established by adding the meter reading of the spectrum analyzer (which is set to read in units of dB μ V) to the antenna correction factor supplied by the antenna manufacturer. The antenna correction factors are stated in terms of dB.

Example:

Freq (MHz)	METER READING + ACF + CABLE LOSS (to the receiver) = FS
33	20 dB μ V + 10.36 dB + 6 dB = 36.36 dB μ V/m @3m


The EUT was placed on a table 80 cm high and with dimensions of 1m by 1.5m (non metallic table) and arranged according to ANSI C63.4-2009 6.3.1. The table used for radiated measurements is capable of continuous rotation. The spectrum was scanned from 30 MHz to the frequency specified as follows:

- (1) If the intentional radiator operates below 10 GHz: to the tenth harmonic of the highest fundamental frequency or to 40 GHz, whichever is lower.
- (2) If the intentional radiator operates at or above 10 GHz and below 30 GHz: to the fifth harmonic of the highest fundamental frequency or to 100 GHz, whichever is lower.
- (3) If the intentional radiator operates at or above 30 GHz: to the fifth harmonic of the highest fundamental frequency or to 200 GHz, whichever is lower, unless specified otherwise elsewhere in the rules.
- (4) If the intentional radiator contains a digital device, regardless of whether this digital device controls the functions of the intentional radiator or the digital device is used for additional control or function purposes other than to enable the operation of the intentional radiator, the frequency range shall be investigated up to the range specified in paragraphs (a)(1)-(a)(3) of this section or the range applicable to the digital device, as shown in paragraph (b)(1) of this Section, whichever is the higher frequency range of investigation.

For hand-held devices, a exploratory test was performed with three (3) orthogonal planes to determine the highest emissions.

Measurements were made by Worldwide Testing Services(Taiwan) Co., Ltd. at the registered open field test site located at No.5-1, Lishui, Shuang Sing Village, Wanli Dist., New Taipei City 207, Taiwan (R.O.C.). The Registration Number: 930600.

When an emission was found, the table was rotated to produce the maximum signal strength. At this point, the antenna was raised and lowered from 1m to 4m. The antenna was placed in both the horizontal and vertical planes.



Registration number: W6M21311-13619-C-1

FCC ID: WKP-CDVW-01IP

When the radiated emission limits are expressed in terms of the average value of the emission, and pulsed operation is employed, the measurement field strength shall be determined by averaging over one complete pulse train, including blanking intervals, as long as the pulse train does not exceed 0.1 seconds. As an alternative (provided the transmitter operates for longer than 0.1 seconds) or in cases where the pulse train exceeds 0.1 seconds, the measured field strength shall be determined from the average absolute voltage during a 0.1 second interval during which the field strength is at its maximum value.

The formula is as follows:

Average = Peak + Duty Factor

Duty Factor = $20 \log (\text{dwell time}/T)$

T = 100ms when the pulse train period is over 100 ms or the period of the pulse train.

Modified Limits for peak according to 15.35 (b) = Max Permitted average Limits + 20dB

ANSI STANDARD C63.4-2009 10.2.7: Any measurements that utilize special test software shall be indicated and referenced in the test report. During testing, test software 'EZ EMC' was used for setting up different operation modes.

Registration number: W6M21311-13619-C-1

FCC ID: WKP-CDVW-01IP


3 Test results (enclosure)

TEST CASE	Para. Number	Required	Test passed	Test failed
Peak Output Power	15.247(b)(3)	<input checked="" type="checkbox"/>	<input checked="" type="checkbox"/>	<input type="checkbox"/>
Equivalent isotropically radiated Power	15.247(b)(3)	<input checked="" type="checkbox"/>	<input checked="" type="checkbox"/>	<input type="checkbox"/>
Spurious Emissions radiated – Transmitter operating	15.247(c): 15.209	<input checked="" type="checkbox"/>	<input checked="" type="checkbox"/>	<input type="checkbox"/>
Band Edge Measurement	15.247(c)	<input checked="" type="checkbox"/>	<input checked="" type="checkbox"/>	<input type="checkbox"/>
Minimum 6 dB Bandwidth	15.247(d)	<input checked="" type="checkbox"/>	<input checked="" type="checkbox"/>	<input type="checkbox"/>
Peak Power Spectral Density	15.247(e)	<input checked="" type="checkbox"/>	<input checked="" type="checkbox"/>	<input type="checkbox"/>
Radiated Emission from Digital Part	15.109	<input type="checkbox"/>	<input type="checkbox"/>	<input type="checkbox"/>
Power Line Conducted Emission	15.207	<input checked="" type="checkbox"/>	<input checked="" type="checkbox"/>	<input type="checkbox"/>

Note:

1. This EUT incorporates a MIMO function with IEEE 802.11b, 802.11g, and 802.11n. Physically, this EUT includes two transmitters and two receivers with two incoherent streams. This device uses multiplexing and also employ cyclic delay diversity to improve range and throughput, and this device simultaneously operates on two adjacent channels.
2. This EUT is 2*2 spatial MIMO (2Tx&2Rx) without beam forming function. That operates dual chain configuration. The Pre-test was performed to determine the worst case mode from all possible combinations between all available modulations, data rates, bandwidths, and spatial stream modes.
3. The detail of chosen mode for full testing are as below:

Mode	Available channel	Chosen Channel	Modulation Technology	Modulation Type	Data Rate (Mbps)
802.11b	1 to 11	1,6,11	DSSS	DBPSK, DQPSK, CCK	1
802.11g	1 to 11	1,6,11	OFDM	BPSK, QPSK, 16QAM, 64QAM	6
802.11n (20MHz)	1 to 11	1,6,11	OFDM	BPSK, QPSK, 16QAM, 64QAM	6.5
802.11n (40MHz)	1 to 7	1,4,7	OFDM	BPSK, QPSK, 16QAM, 64QAM	13.5



Registration number: W6M21311-13619-C-1

FCC ID: WKP-CDVW-01IP

3.1 Peak Output Power (transmitter)

FCC Rule: 15.247(b)(3)

This measurement applies to equipment with an integral antenna and to equipment with an antenna connector and equipped with an antenna as declared by the applicant.

The power was measured with modulation (declared by the applicant).

ANT 1	mW			dBm		
	Ch Low	Ch Mid	Ch High	Ch Low	Ch Mid	Ch High
802.11n 20MHz	12.13	10.33	9.77	10.84	10.14	9.90
802.11n 40MHz	11.19	9.98	9.59	10.49	9.99	9.82
ANT 2	mW			dBm		
	Ch Low	Ch Mid	Ch High	Ch Low	Ch Mid	Ch High
802.11n 20MHz	22.59	18.03	14.16	13.54	12.56	11.51
802.11n 40MHz	18.79	16.29	14.03	12.74	12.12	11.47
Combine	mW			dBm		
	Ch Low	Ch Mid	Ch High	Ch Low	Ch Mid	Ch High
802.11n 20MHz	34.72	28.36	23.93	15.41	14.53	13.79
802.11n 40MHz	29.98	26.27	23.62	14.77	14.19	13.73

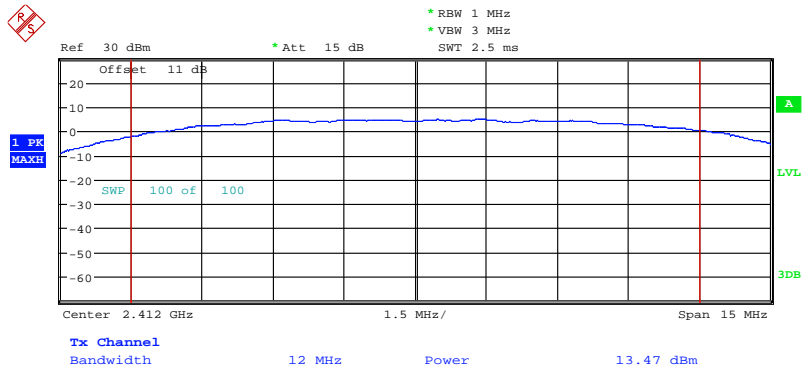


Worldwide Testing Services(Taiwan) Co., Ltd.

Registration number: W6M21311-13619-C-1

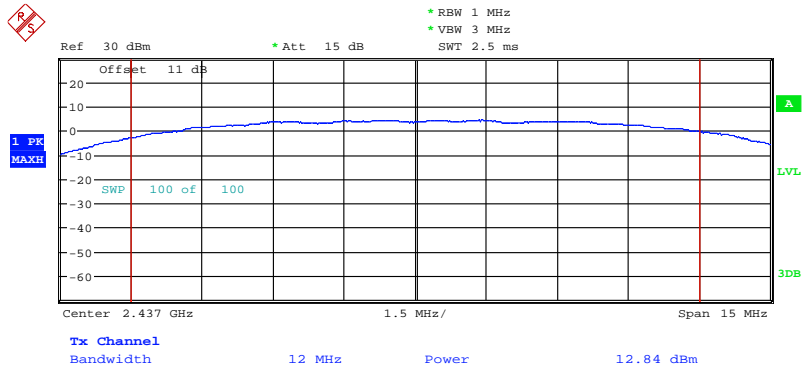
FCC ID: WKP-CDVW-01IP

ANT 1



MAX OUTPUT POWER 802.11B CH01

Date: 8.JAN.2014 13:12:55



MAX OUTPUT POWER 802.11B CH06

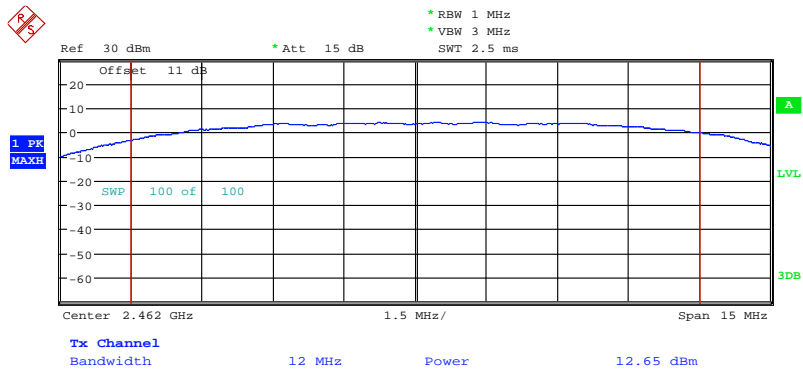
Date: 8.JAN.2014 13:13:32



Worldwide Testing Services(Taiwan) Co., Ltd.

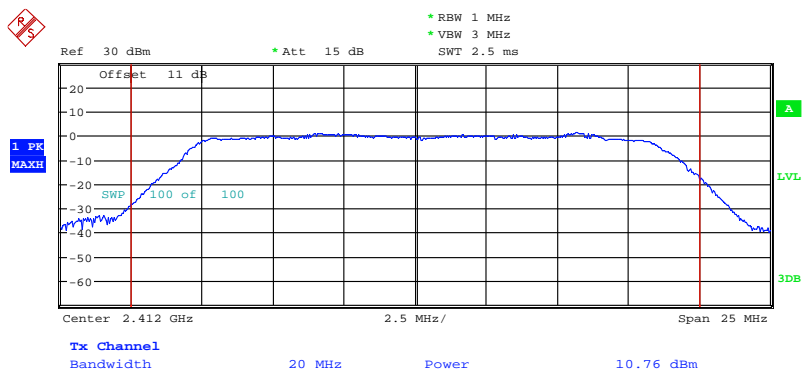
Registration number: W6M21311-13619-C-1

FCC ID: WKP-CDVW-01IP



MAX OUTPUT POWER 802.11B CH11

Date: 8.JAN.2014 13:14:02



MAX OUTPUT POWER 802.11G CH01

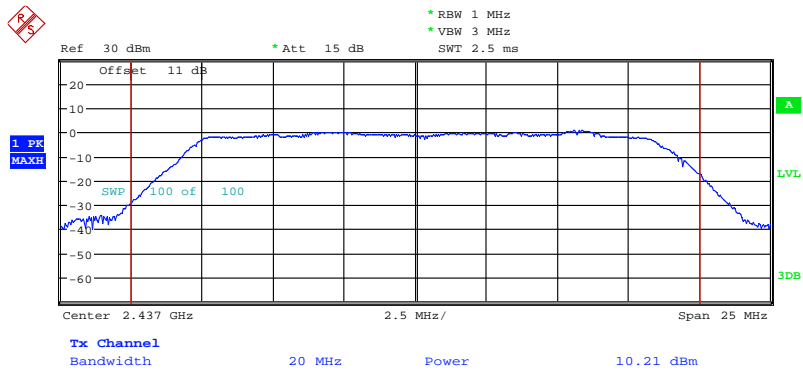
Date: 8.JAN.2014 13:14:40



Worldwide Testing Services(Taiwan) Co., Ltd.

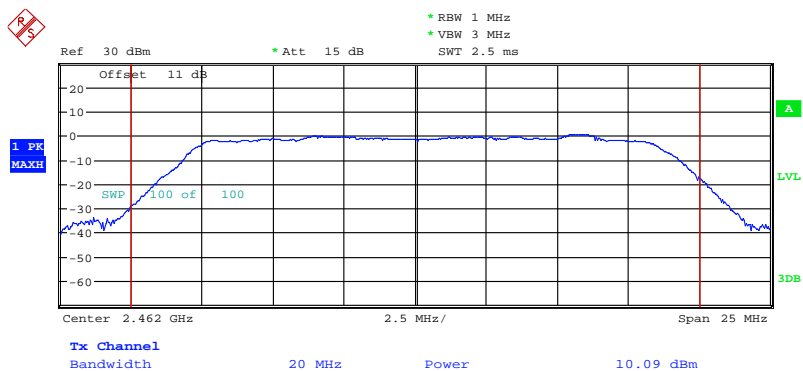
Registration number: W6M21311-13619-C-1

FCC ID: WKP-CDVW-01IP



MAX OUTPUT POWER 802.11G CH06

Date: 8.JAN.2014 13:15:16

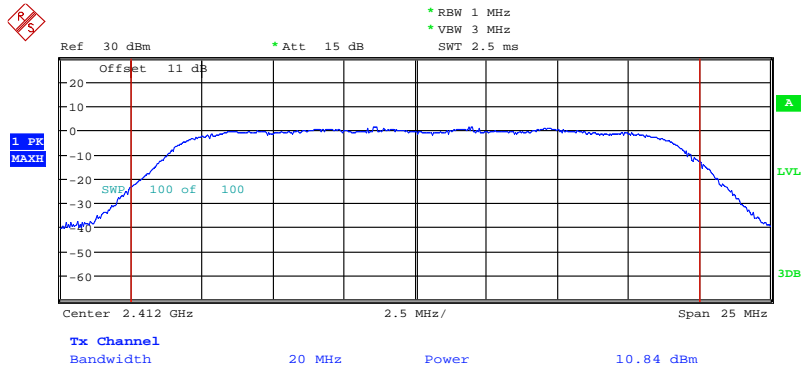


MAX OUTPUT POWER 802.11G CH11

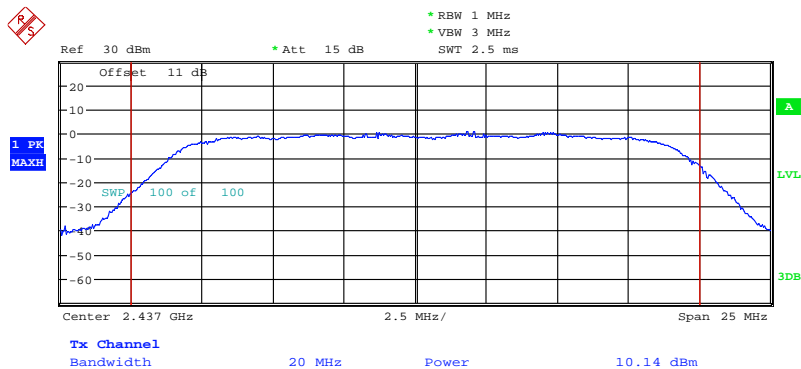
Date: 8.JAN.2014 13:15:48



Registration number: W6M21311-13619-C-1
FCC ID: WKP-CDVW-01IP



MAX OUTPUT POWER 802.11N 20MHZ CH01
Date: 8.JAN.2014 13:16:30



MAX OUTPUT POWER 802.11N 20MHZ CH06
Date: 8.JAN.2014 13:17:15



Ref 30 dBm * Att 15 dB SWT 2.5 ms

Offset 11 dB

1 PK MAXH

SWP 100 of 100

Center 2.462 GHz 2.5 MHz/ Span 25 MHz

Tx Channel Bandwidth 20 MHz Power 9.90 dBm

Ref 30 dBm
 *Att 15 dB
 *RBW 1 MHz
 *VBW 3 MHz
 SWT 2.5 ms

Offset 11 dB
 1 PR
 MAXH
 SWP 100 of 100
 LVL
 3DB

Center 2.422 GHz
 5 MHz/
 Span 50 MHz

Tx Channel
 Bandwidth 40 MHz
 Power 10.49 dBm

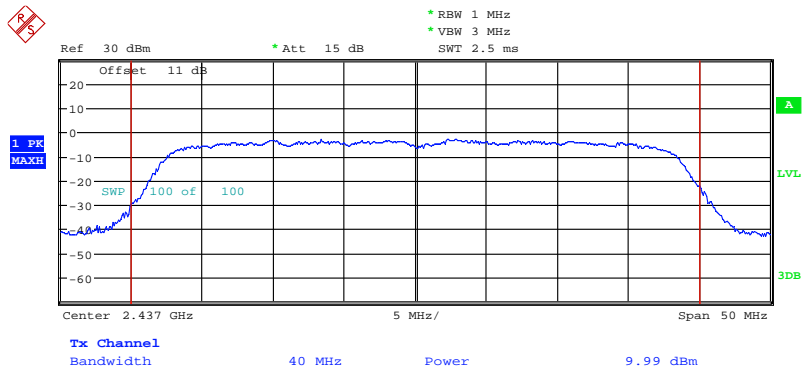
Page 18 of 83



Worldwide Testing Services(Taiwan) Co., Ltd.

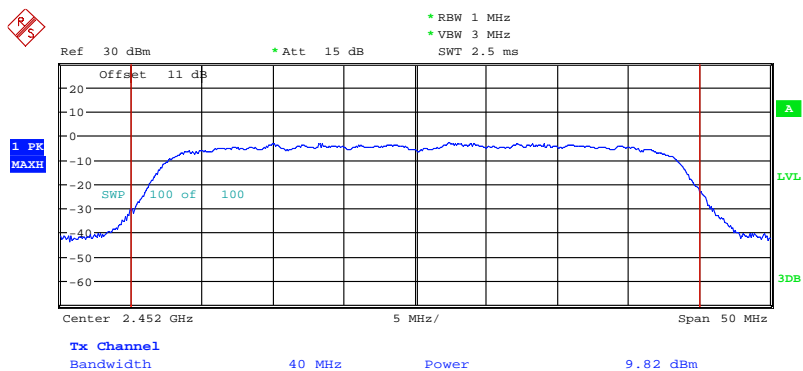
Registration number: W6M21311-13619-C-1

FCC ID: WKP-CDVW-01IP



MAX OUTPUT POWER 802.11N 40MHZ CH04

Date: 8.JAN.2014 13:19:22



MAX OUTPUT POWER 802.11N 40MHZ CH07

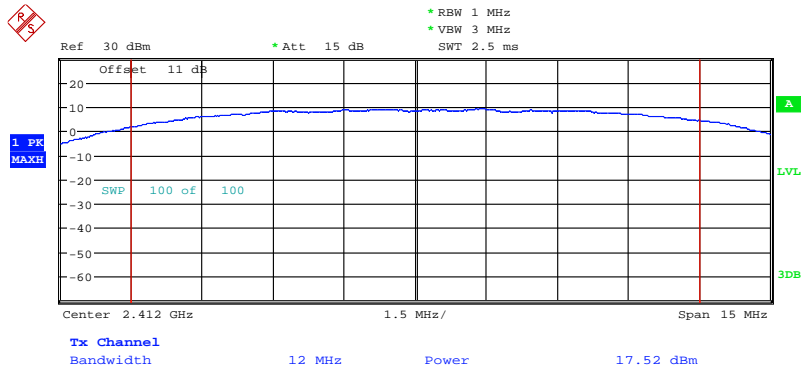
Date: 8.JAN.2014 13:19:56



Registration number: W6M21311-13619-C-1

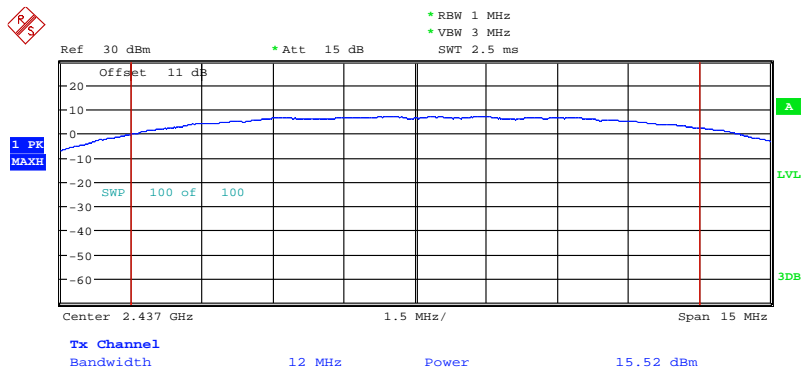
FCC ID: WKP-CDVW-01IP

ANT 2



MAX OUTPUT POWER 802.11B CH01

Date: 8.JAN.2014 11:51:13

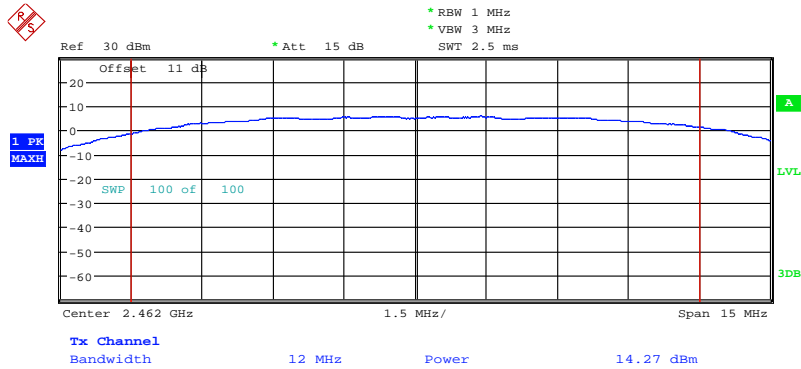


MAX OUTPUT POWER 802.11B CH06

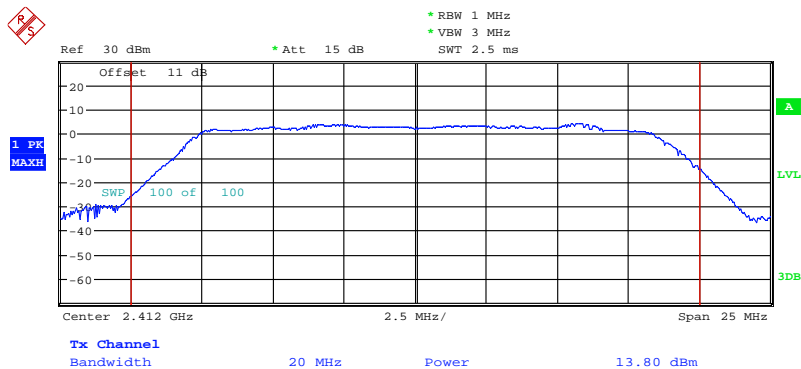
Date: 8.JAN.2014 11:54:38



Registration number: W6M21311-13619-C-1
FCC ID: WKP-CDVW-01IP



MAX OUTPUT POWER 802.11B CH11
Date: 8.JAN.2014 11:55:44

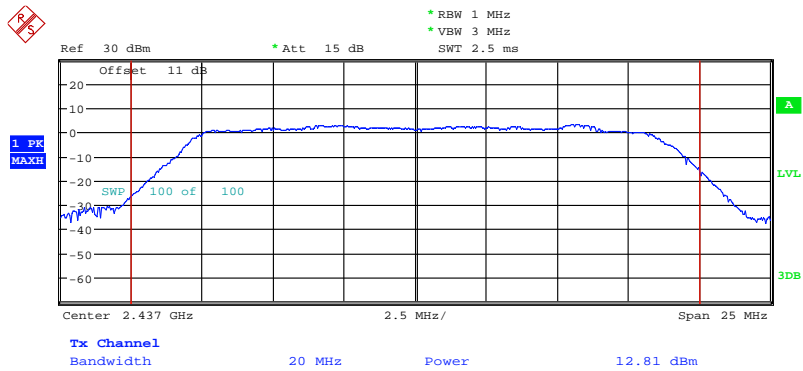


MAX OUTPUT POWER 802.11G CH01
Date: 8.JAN.2014 11:56:30



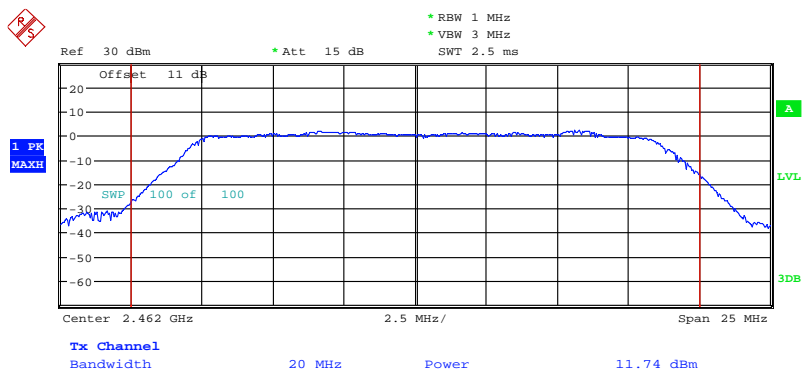
Registration number: W6M21311-13619-C-1

FCC ID: WKP-CDVW-01IP




MAX OUTPUT POWER 802.11G CH06

Date: 8.JAN.2014 11:57:08

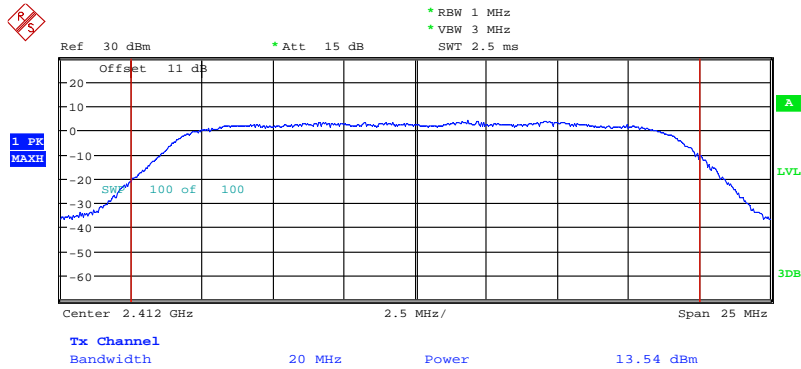


MAX OUTPUT POWER 802.11G CH11

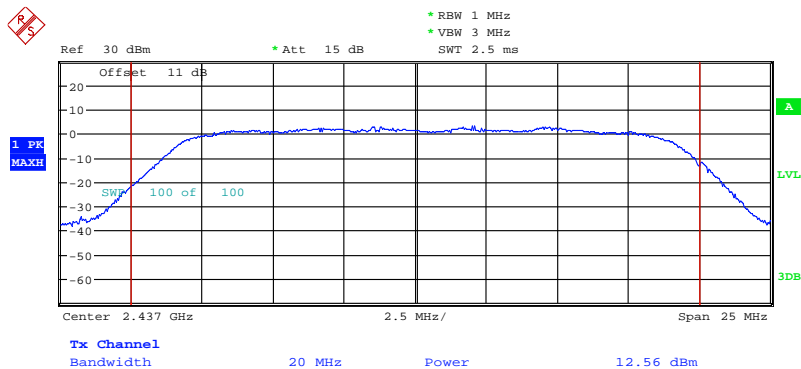
Date: 8.JAN.2014 11:57:40



Registration number: W6M21311-13619-C-1
FCC ID: WKP-CDVW-01IP



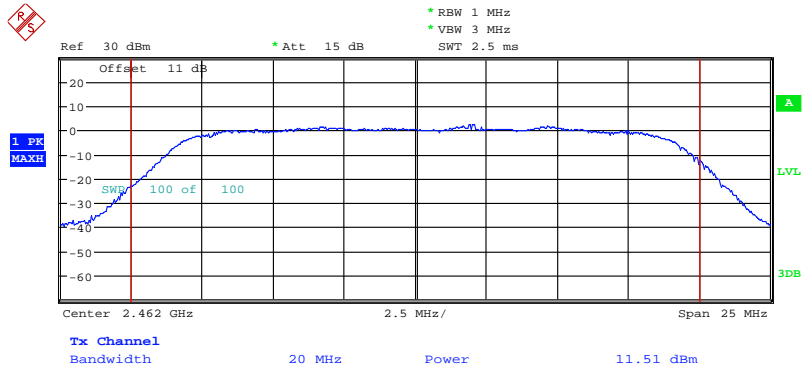
MAX OUTPUT POWER 802.11N 20MHZ CH01
Date: 8.JAN.2014 11:58:24



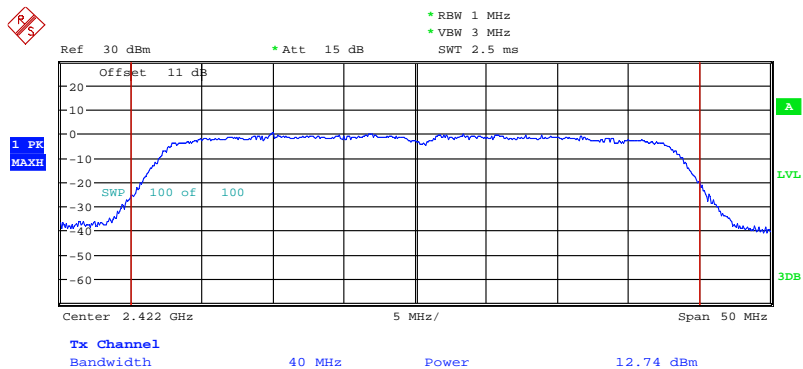
MAX OUTPUT POWER 802.11N 20MHZ CH06
Date: 8.JAN.2014 11:59:06



Registration number: W6M21311-13619-C-1
FCC ID: WKP-CDVW-01IP



MAX OUTPUT POWER 802.11N 20MHZ CH11
Date: 8.JAN.2014 11:59:36

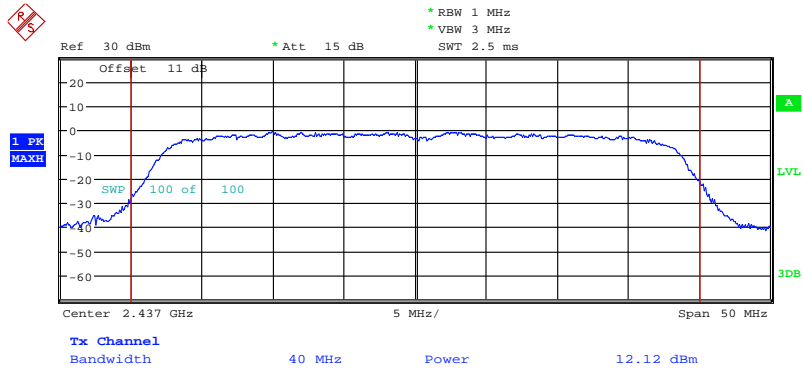


MAX OUTPUT POWER 802.11N 40MHZ CH01
Date: 8.JAN.2014 12:00:31

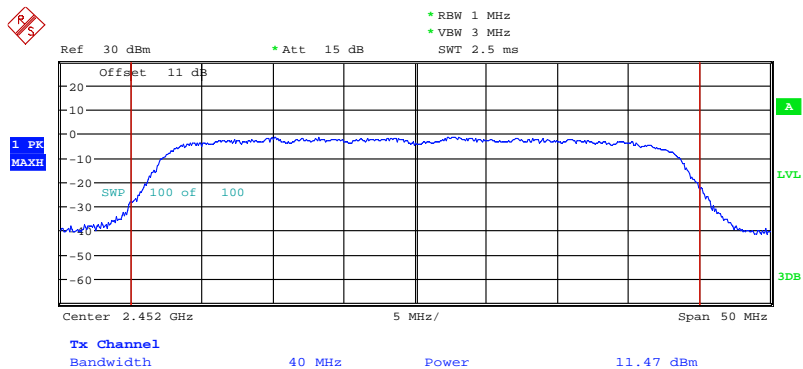


Worldwide Testing Services(Taiwan) Co., Ltd.

Registration number: W6M21311-13619-C-1
FCC ID: WKP-CDVW-01IP



MAX OUTPUT POWER 802.11N 40MHZ CH04
Date: 8.JAN.2014 12:01:11



MAX OUTPUT POWER 802.11N 40MHZ CH07
Date: 8.JAN.2014 12:01:49



Worldwide Testing Services(Taiwan) Co., Ltd.

Registration number: W6M21311-13619-C-1

FCC ID: WKP-CDVW-011P

Limits:

Frequency MHz	Power dBm
902 - 928	30
2400 – 2483.5	30
5725 – 5850	30

In case of employing transmitter antennas having antenna gain > 6 dBi and using fixed point-to point operation consider §15.247 (b)(4)

Test equipment used: ETSTW-RE 055, ETSTW-RE 050



Registration number: W6M21311-13619-C-1

FCC ID: WKP-CDVW-01IP

3.2 Equivalent isotropic radiated power

FCC Rule: 15.247(b)(3)

EIRP = max. conducted output power + antenna gain (Directional gain)

EIRP = 17.52 dBm + 0.52 dBi

= 18.04 dBm

Limit: EIRP = +36 dBm for Antenna gain <6dBi

Test equipment used: ETSTW-RE 055

3.3 RF Exposure Compliance Requirements

FCC OET Bulletin 65 Edition 97.01 determines the equations for predicting RF fields and applicable limits.

The prediction for power density in the far-field but will over-predict power density in the near field, where it could be used for walking a “worst case” or conservative prediction.

$$S = \frac{PG}{4\pi R^2}$$

S – Power Density

P – Output power ERP

R – Distance

D – Cable Loss

AG – Antenna Gain

Item	Unit	Value	Remarks
P	mW	56.4937	Peak value
D	dB		
AG	dBi	0.52	
G		1.1272	Calculated Value
R	cm	20	Assumed value
S	mW/cm ²	0.0127	Calculated value

Limits:

Limit for General Population / Uncontrolled Exposure	
Frequency (MHz)	Power Density (mW/cm ²)
1500 – 100.000	1.0



Registration number: W6M21311-13619-C-1

FCC ID: WKP-CDVW-01IP

3.4 Transmitter Radiated Emissions in Restricted Bands

FCC Rules: 15.247 (c), 15.205, 15.209, 15.35

Radiated emission measurements were performed from 30 MHz to 26500 MHz.

For radiated emission tests, the analyzer setting was as followings:

Frequency \leq 1 GHz, RBW:100 kHz, VBW: 100 kHz (Peak measurements)

Frequency $>$ 1 GHz, RBW: 1 MHz, VBW: 1 MHz (Peak measurements)

Frequency $>$ 1 GHz , RBW:1 MHz , VBW: 10 Hz (Average measurements)

Limits.

For frequencies below 1GHz:

Frequency of Emission (MHz)	Field strength (microvolts/meter)	Field Strength (dB microvolts/meter)
30 - 88	100	40.0
88 - 216	150	43.5
216 - 960	200	46.0
Above	500	54.0

For frequencies above 1GHz (Average measurements).

Guidance on Measurement of Digit Transmission Systems:

“If the emission is pulsed, modify the unit for continuous operation, use the setting shown above, then correct the reading by subtracting the peak-average correction factor, derived from the appropriate duty cycle calculation.”

The correction factor, based on the total channel dwell time in a 100 ms period, may be mathematically applied to a measurement made with an average detector, to further reduce the value.

Duty cycle correction = $20 \log (\text{dwell time} / 100\text{ms})$

Note: No duty cycle correction was added to the reading of this EUT.

Explanation: See attached diagrams in Appendix.



Registration number: W6M21311-13619-C-1

FCC ID: WKP-CDVW-01IP

3.5 Spurious Emissions (tx)

Spurious emission was measured with modulation (declared by manufacturer).

In any 100 kHz bandwidth outside the frequency band in which the intentional radiator is operating, the radio frequency power that is produced by the intentional radiator shall be at least 20dB below that in the 100 kHz bandwidth within the band that contains the highest level of the desired power, based on either an RF conducted or a radiated measurement. Attenuation below the general limits specified in § 15.209(a) is not required. In addition, radiated emissions which fall in the restricted bands, as defined in § 15.205(a), must also comply with the radiated emission limits specified in § 15.209(a) (see § 15.205(c))

FCC Rule: 15.247(c), 15.35

For out of band emissions that are close to or that exceed the 20 dB attenuation requirement described in the specification, radiated measurements were performed at a 3 m separation distance to determine whether these emissions complied with the general radiated emission requirement.

Limits:

For frequencies above 1GHz (Peak measurements).

Modified Limit for peak according to 15.35 (b) = Max Permitted average Limits + 20dB

For frequencies above 1GHz (Average measurements).

Max. reading – 20dB

Max. reading – 20 dB


Guidance on Measurement of Digit Transmission Systems:

“If the emission is pulsed, modify the unit for continuous operation, use the settings shown above, then correct the reading by subtracting the peak-average correction factor, derived from the appropriate duty cycle calculation.”

The correction factor, based on the total channel dwell time in a 100 ms period, may be mathematically applied to a measurement made with an average detector, to further reduce the value.

Duty Cycle correction = $20 \log (\text{dwell time}/100\text{ms})$

Note: No duty cycle correction was added to the reading of EUT.



Worldwide Testing Services(Taiwan) Co., Ltd.

Registration number: W6M21311-13619-C-1

FCC ID: WKP-CDVW-01IP

SAMPLE CALCULATION OF LIMIT. All results will be updated by an automatic measuring system in accordance with point 2.3.

Calculation of test results:

Such factors like antenna correction, cable loss, external attenuation etc. are already included in the provided measurement results. This is done by using validated test software and calibrated test system according the accreditation requirements.

The peak and average spurious emission plots was measured with the average limits.

In the Table being listed the critical peak and average value and exhibit the compliance with the above calculated Limits.

If in the column's correction factor states a value then the max. Field strength in the same row is corrected by a value gained from the "Correction Factor".

Summary table with radiated data of the test plots

ANT 1

Model: CDVW-01IP

Date: 2013/12/10~ 2014/1/16

Mode: 802.11b CH1

Temperature: 24 °C

Engineer: Roy

Polarization: Horizontal

Humidity: 60 %


Frequency (MHz)	Reading (dBuV)	Detector	Factor (dB)	Result (dBuV/m)	Limit (dBuV/m)	Margin (dB)	Table Degree (Deg.)	Ant. High (cm)
480.9820	16.67	peak	20.46	37.13	46.00	-8.87	145	100
959.1652	12.67	QP	28.11	40.78	46.00	-5.22	90	100

Frequency (MHz)	Reading (dBuV)		Factor (dB) Corr.	Result (dBuV/m)		Limit (dBuV/m)		Margin (dB)	Table Degree (Deg.)	Ant. High (cm)
	Peak	Ave.		Peak	Ave.	Peak	Ave.			
4824.0000	42.84	---	0.50	43.34	---	74.00	54.00	-30.66	185	100
7236.0000	41.50	---	4.06	45.56	---	74.00	54.00	-28.44	110	100
9648.0000	36.46	---	9.16	45.62	---	74.00	54.00	-28.38	40	100
12060.0000	34.42	---	13.89	48.31	---	74.00	54.00	-25.69	175	100

Polarization: Vertical

Frequency (MHz)	Reading (dBuV)	Detector	Factor (dB)	Result (dBuV/m)	Limit (dBuV/m)	Margin (dB)	Table Degree (Deg.)	Ant. High (cm)
53.3267	21.82	peak	13.97	35.79	40.00	-4.21	240	100
959.1246	12.58	QP	28.11	40.69	46.00	-5.31	105	100

Frequency (MHz)	Reading (dBuV)		Factor (dB) Corr.	Result (dBuV/m)		Limit (dBuV/m)		Margin (dB)	Table Degree (Deg.)	Ant. High (cm)
	Peak	Ave.		Peak	Ave.	Peak	Ave.			
4824.0000	43.27	---	0.50	43.77	---	74.00	54.00	-30.23	140	100
7236.0000	41.05	---	4.06	45.11	---	74.00	54.00	-28.89	65	100
9648.0000	35.67	---	9.16	44.83	---	74.00	54.00	-29.17	55	100
12060.0000	34.85	---	13.89	48.74	---	74.00	54.00	-25.26	130	100



Worldwide Testing Services(Taiwan) Co., Ltd.

Registration number: W6M21311-13619-C-1

FCC ID: WKP-CDVW-01IP

Mode: 802.11b CH6

Polarization: Horizontal

Frequency (MHz)	Reading (dBuV)	Detector	Factor (dB)	Result (dBuV/m)	Limit (dBuV/m)	Margin (dB)	Table Degree (Deg.)	Ant. High (cm)
168.0160	15.75	peak	14.91	30.66	43.50	-12.84	175	100
961.1222	10.21	peak	28.13	38.34	54.00	-15.66	25	100

Frequency (MHz)	Reading (dBuV)		Factor (dB) Corr.	Result (dBuV/m)		Limit (dBuV/m)		Margin (dB)	Table Degree (Deg.)	Ant. High (cm)
	Peak	Ave.		Peak	Ave.	Peak	Ave.			
4874.0000	42.69	---	0.61	43.30	---	74.00	54.00	-30.70	200	100
7311.0000	40.79	---	4.20	44.99	---	74.00	54.00	-29.01	85	100
9748.0000	35.49	---	9.51	45.00	---	74.00	54.00	-29.00	45	100
12185.0000	33.27	---	14.83	48.10	---	74.00	54.00	-25.90	125	100

Polarization: Vertical

Frequency (MHz)	Reading (dBuV)	Detector	Factor (dB)	Result (dBuV/m)	Limit (dBuV/m)	Margin (dB)	Table Degree (Deg.)	Ant. High (cm)
55.2705	24.69	QP	13.81	38.50	40.00	-1.50	60	100
463.4870	16.17	peak	20.18	36.35	46.00	-9.65	195	100

Frequency (MHz)	Reading (dBuV)		Factor (dB) Corr.	Result (dBuV/m)		Limit (dBuV/m)		Margin (dB)	Table Degree (Deg.)	Ant. High (cm)
	Peak	Ave.		Peak	Ave.	Peak	Ave.			
4874.0000	42.87	---	0.61	43.48	---	74.00	54.00	-30.52	230	100
7311.0000	41.64	---	4.20	45.84	---	74.00	54.00	-28.16	105	100
9748.0000	34.95	---	9.51	44.46	---	74.00	54.00	-29.54	80	100
12185.0000	32.72	---	14.83	47.55	---	74.00	54.00	-26.45	195	100

Mode: 802.11b CH11

Polarization: Horizontal

Frequency (MHz)	Reading (dBuV)	Detector	Factor (dB)	Result (dBuV/m)	Limit (dBuV/m)	Margin (dB)	Table Degree (Deg.)	Ant. High (cm)
480.9820	12.49	peak	20.46	32.95	46.00	-13.05	200	100
961.1222	8.07	peak	28.13	36.20	54.00	-17.80	85	100

Frequency (MHz)	Reading (dBuV)		Factor (dB) Corr.	Result (dBuV/m)		Limit (dBuV/m)		Margin (dB)	Table Degree (Deg.)	Ant. High (cm)
	Peak	Ave.		Peak	Ave.	Peak	Ave.			
4924.0000	42.19	---	0.84	43.03	---	74.00	54.00	-30.97	155	100
7386.0000	40.52	---	4.43	44.95	---	74.00	54.00	-29.05	320	100
9848.0000	35.24	---	9.76	45.00	---	74.00	54.00	-29.00	30	100
12310.0000	34.62	---	14.12	48.74	---	74.00	54.00	-25.26	205	100



Worldwide Testing Services(Taiwan) Co., Ltd.

Registration number: W6M21311-13619-C-1

FCC ID: WKP-CDVW-01IP

Polarization: Vertical

Frequency (MHz)	Reading (dBuV)	Detector	Factor (dB)	Result (dBuV/m)	Limit (dBuV/m)	Margin (dB)	Table Degree (Deg.)	Ant. High (cm)
55.2705	24.68	QP	13.81	38.49	40.00	-1.51	55	100
393.5070	18.18	peak	18.51	36.69	46.00	-9.31	180	100

Frequency (MHz)	Reading (dBuV)		Factor (dB) Corr.	Result (dBuV/m)		Limit (dBuV/m)		Margin (dB)	Table Degree (Deg.)	Ant. High (cm)
	Peak	Ave.		Peak	Ave.	Peak	Ave.			
4924.0000	41.84	---	0.84	42.68	---	74.00	54.00	-31.32	95	100
7386.0000	40.46	---	4.43	44.89	---	74.00	54.00	-29.11	260	100
9848.0000	35.63	---	9.76	45.39	---	74.00	54.00	-28.61	145	100
12310.0000	34.56	---	14.12	48.68	---	74.00	54.00	-25.32	220	100

Mode: 802.11g CH1

Polarization: Horizontal


Frequency (MHz)	Reading (dBuV)	Detector	Factor (dB)	Result (dBuV/m)	Limit (dBuV/m)	Margin (dB)	Table Degree (Deg.)	Ant. High (cm)
55.2704	11.98	peak	13.81	25.79	40.00	-14.21	120	100
168.0160	15.89	peak	14.91	30.80	43.50	-12.70	80	100

Frequency (MHz)	Reading (dBuV)		Factor (dB) Corr.	Result (dBuV/m)		Limit (dBuV/m)		Margin (dB)	Table Degree (Deg.)	Ant. High (cm)
	Peak	Ave.		Peak	Ave.	Peak	Ave.			
4825.6510	50.46	---	0.50	50.96	---	74.00	54.00	-23.04	180	100
7236.0000	39.50	---	4.06	43.56	---	74.00	54.00	-30.44	155	100
9648.0000	35.61	---	9.16	44.77	---	74.00	54.00	-29.23	230	100
12060.0000	33.98	---	13.89	47.87	---	74.00	54.00	-26.13	110	100

Polarization: Vertical

Frequency (MHz)	Reading (dBuV)	Detector	Factor (dB)	Result (dBuV/m)	Limit (dBuV/m)	Margin (dB)	Table Degree (Deg.)	Ant. High (cm)
55.2705	25.03	QP	13.81	38.84	40.00	-1.16	95	100
395.4510	19.54	peak	18.56	38.10	46.00	-7.90	270	100

Frequency (MHz)	Reading (dBuV)		Factor (dB) Corr.	Result (dBuV/m)		Limit (dBuV/m)		Margin (dB)	Table Degree (Deg.)	Ant. High (cm)
	Peak	Ave.		Peak	Ave.	Peak	Ave.			
4817.6350	49.40	---	0.48	49.88	---	74.00	54.00	-24.12	135	100
7236.0000	40.78	---	4.06	44.84	---	74.00	54.00	-29.16	80	100
9648.0000	36.12	---	9.16	45.28	---	74.00	54.00	-28.72	90	100
12060.0000	34.21	---	13.89	48.10	---	74.00	54.00	-25.90	170	100



Worldwide Testing Services(Taiwan) Co., Ltd.

Registration number: W6M21311-13619-C-1

FCC ID: WKP-CDVW-01IP

Mode: 802.11g CH6

Polarization: Horizontal

Frequency (MHz)	Reading (dBuV)	Detector	Factor (dB)	Result (dBuV/m)	Limit (dBuV/m)	Margin (dB)	Table Degree (Deg.)	Ant. High (cm)
168.0160	15.96	peak	14.91	30.87	43.50	-12.63	240	100
959.1352	12.56	peak	28.11	40.67	46.00	-5.33	75	100

Frequency (MHz)	Reading (dBuV)		Factor (dB) Corr.	Result (dBuV/m)		Limit (dBuV/m)		Margin (dB)	Table Degree (Deg.)	Ant. High (cm)
	Peak	Ave.		Peak	Ave.	Peak	Ave.			
4874.0000	42.36	---	0.61	42.97	---	74.00	54.00	-31.03	45	100
7311.0000	40.78	---	4.20	44.98	---	74.00	54.00	-29.02	205	100
9748.0000	34.64	---	9.51	44.15	---	74.00	54.00	-29.85	70	100
12185.0000	32.99	---	14.83	47.82	---	74.00	54.00	-26.18	120	100

Polarization: Vertical

Frequency (MHz)	Reading (dBuV)	Detector	Factor (dB)	Result (dBuV/m)	Limit (dBuV/m)	Margin (dB)	Table Degree (Deg.)	Ant. High (cm)
55.2705	24.94	QP	13.81	38.75	40.00	-1.25	35	100
494.5892	22.83	peak	20.78	43.61	46.00	-2.39	115	100

Frequency (MHz)	Reading (dBuV)		Factor (dB) Corr.	Result (dBuV/m)		Limit (dBuV/m)		Margin (dB)	Table Degree (Deg.)	Ant. High (cm)
	Peak	Ave.		Peak	Ave.	Peak	Ave.			
4874.0000	42.51	---	0.61	43.12	---	74.00	54.00	-30.88	165	100
7311.0000	40.98	---	4.20	45.18	---	74.00	54.00	-28.82	30	100
9748.0000	34.27	---	9.51	43.78	---	74.00	54.00	-30.22	130	100
12185.0000	33.47	---	14.83	48.30	---	74.00	54.00	-25.70	200	100

Mode: 802.11g CH11

Polarization: Horizontal

Frequency (MHz)	Reading (dBuV)	Detector	Factor (dB)	Result (dBuV/m)	Limit (dBuV/m)	Margin (dB)	Table Degree (Deg.)	Ant. High (cm)
164.1282	14.75	peak	15.15	29.90	43.50	-13.60	305	100
961.1222	11.17	peak	28.13	39.30	54.00	-14.70	260	100

Frequency (MHz)	Reading (dBuV)		Factor (dB) Corr.	Result (dBuV/m)		Limit (dBuV/m)		Margin (dB)	Table Degree (Deg.)	Ant. High (cm)
	Peak	Ave.		Peak	Ave.	Peak	Ave.			
4924.0000	42.41	---	0.84	43.25	---	74.00	54.00	-30.75	125	100
7386.0000	40.04	---	4.43	44.47	---	74.00	54.00	-29.53	140	100
9848.0000	35.17	---	9.76	44.93	---	74.00	54.00	-29.07	95	100
12310.0000	35.82	---	14.12	49.94	---	74.00	54.00	-24.06	300	100



Worldwide Testing Services(Taiwan) Co., Ltd.

Registration number: W6M21311-13619-C-1

FCC ID: WKP-CDVW-01IP

Polarization: Vertical

Frequency (MHz)	Reading (dBuV)	Detector	Factor (dB)	Result (dBuV/m)	Limit (dBuV/m)	Margin (dB)	Table Degree (Deg.)	Ant. High (cm)
55.2705	25.27	QP	13.81	39.08	40.00	-0.92	155	100
480.9820	20.96	peak	20.46	41.42	46.00	-4.58	245	100

Frequency (MHz)	Reading (dBuV)		Factor (dB) Corr.	Result (dBuV/m)		Limit (dBuV/m)		Margin (dB)	Table Degree (Deg.)	Ant. High (cm)
	Peak	Ave.		Peak	Ave.	Peak	Ave.			
4924.0000	42.79	---	0.84	43.63	---	74.00	54.00	-30.37	85	100
7386.0000	40.34	---	4.43	44.77	---	74.00	54.00	-29.23	215	100
9848.0000	35.36	---	9.76	45.12	---	74.00	54.00	-28.88	115	100
12310.0000	35.16	---	14.12	49.28	---	74.00	54.00	-24.72	60	100

ANT 2

Mode: 802.11b CH1

Polarization: Horizontal


Frequency (MHz)	Reading (dBuV)	Detector	Factor (dB)	Result (dBuV/m)	Limit (dBuV/m)	Margin (dB)	Table Degree (Deg.)	Ant. High (cm)
171.9037	15.66	peak	14.58	30.24	43.50	-13.26	255	100
591.7834	10.54	peak	23.10	33.64	46.00	-12.36	300	100

Frequency (MHz)	Reading (dBuV)		Factor (dB) Corr.	Result (dBuV/m)		Limit (dBuV/m)		Margin (dB)	Table Degree (Deg.)	Ant. High (cm)
	Peak	Ave.		Peak	Ave.	Peak	Ave.			
4824.0000	46.44	---	0.50	46.94	---	74.00	54.00	-27.06	165	100
7236.0000	41.07	---	4.06	45.13	---	74.00	54.00	-28.87	240	100
9648.0000	35.07	---	9.16	44.23	---	74.00	54.00	-29.77	185	100
12060.0000	34.95	---	13.89	48.84	---	74.00	54.00	-25.16	270	100

Polarization: Vertical

Frequency (MHz)	Reading (dBuV)	Detector	Factor (dB)	Result (dBuV/m)	Limit (dBuV/m)	Margin (dB)	Table Degree (Deg.)	Ant. High (cm)
55.2705	24.78	QP	13.81	38.59	40.00	-1.41	165	100
467.3747	17.11	peak	20.24	37.35	46.00	-8.65	105	100

Frequency (MHz)	Reading (dBuV)		Factor (dB) Corr.	Result (dBuV/m)		Limit (dBuV/m)		Margin (dB)	Table Degree (Deg.)	Ant. High (cm)
	Peak	Ave.		Peak	Ave.	Peak	Ave.			
4824.0000	46.75	---	0.50	47.25	---	74.00	54.00	-26.75	155	100
7236.0000	41.44	---	4.06	45.50	---	74.00	54.00	-28.50	320	100
9648.0000	35.71	---	9.16	44.87	---	74.00	54.00	-29.13	50	100
12060.0000	34.55	---	13.89	48.44	---	74.00	54.00	-25.56	310	100



Worldwide Testing Services(Taiwan) Co., Ltd.

Registration number: W6M21311-13619-C-1

FCC ID: WKP-CDVW-01IP

Mode: 802.11b CH6

Polarization: Horizontal

Frequency (MHz)	Reading (dBuV)	Detector	Factor (dB)	Result (dBuV/m)	Limit (dBuV/m)	Margin (dB)	Table Degree (Deg.)	Ant. High (cm)
168.0160	15.23	peak	14.91	30.14	43.50	-13.36	95	100
500.4207	11.98	peak	20.92	32.90	46.00	-13.10	230	100

Frequency (MHz)	Reading (dBuV)		Factor (dB) Corr.	Result (dBuV/m)		Limit (dBuV/m)		Margin (dB)	Table Degree (Deg.)	Ant. High (cm)
	Peak	Ave.		Peak	Ave.	Peak	Ave.			
4874.0000	42.54	---	0.61	43.15	---	74.00	54.00	-30.85	35	100
7311.0000	40.89	---	4.20	45.09	---	74.00	54.00	-28.91	295	100
9748.0000	35.70	---	9.51	45.21	---	74.00	54.00	-28.79	70	100
12185.0000	32.88	---	14.83	47.71	---	74.00	54.00	-26.29	250	100

Polarization: Vertical

Frequency (MHz)	Reading (dBuV)	Detector	Factor (dB)	Result (dBuV/m)	Limit (dBuV/m)	Margin (dB)	Table Degree (Deg.)	Ant. High (cm)
55.2705	24.86	QP	13.81	38.67	40.00	-1.33	290	100
498.4770	18.74	peak	20.87	39.61	46.00	-6.39	110	100


Frequency (MHz)	Reading (dBuV)		Factor (dB) Corr.	Result (dBuV/m)		Limit (dBuV/m)		Margin (dB)	Table Degree (Deg.)	Ant. High (cm)
	Peak	Ave.		Peak	Ave.	Peak	Ave.			
4874.0000	43.88	---	0.61	44.49	---	74.00	54.00	-29.51	190	100
7311.0000	40.84	---	4.20	45.04	---	74.00	54.00	-28.96	45	100
9748.0000	34.66	---	9.51	44.17	---	74.00	54.00	-29.83	230	100
12185.0000	33.34	---	14.83	48.17	---	74.00	54.00	-25.83	100	100

Mode: 802.11b CH11

Polarization: Horizontal

Frequency (MHz)	Reading (dBuV)	Detector	Factor (dB)	Result (dBuV/m)	Limit (dBuV/m)	Margin (dB)	Table Degree (Deg.)	Ant. High (cm)
480.9820	12.52	peak	20.46	32.98	46.00	-13.02	160	100
961.1222	10.32	peak	28.13	38.45	54.00	-15.55	240	100

Frequency (MHz)	Reading (dBuV)		Factor (dB) Corr.	Result (dBuV/m)		Limit (dBuV/m)		Margin (dB)	Table Degree (Deg.)	Ant. High (cm)
	Peak	Ave.		Peak	Ave.	Peak	Ave.			
4924.0000	42.14	---	0.84	42.98	---	74.00	54.00	-31.02	75	100
7386.0000	41.13	---	4.43	45.56	---	74.00	54.00	-28.44	325	100
9848.0000	34.94	---	9.76	44.70	---	74.00	54.00	-29.30	60	100
12310.0000	34.46	---	14.12	48.58	---	74.00	54.00	-25.42	205	100



Worldwide Testing Services(Taiwan) Co., Ltd.

Registration number: W6M21311-13619-C-1

FCC ID: WKP-CDVW-01IP

Polarization: Vertical

Frequency (MHz)	Reading (dBuV)	Detector	Factor (dB)	Result (dBuV/m)	Limit (dBuV/m)	Margin (dB)	Table Degree (Deg.)	Ant. High (cm)
55.2705	24.71	QP	13.81	38.52	40.00	-1.48	130	100
480.9820	17.52	peak	20.46	37.98	46.00	-8.02	295	100

Frequency (MHz)	Reading (dBuV)		Factor (dB) Corr.	Result (dBuV/m)		Limit (dBuV/m)		Margin (dB)	Table Degree (Deg.)	Ant. High (cm)
	Peak	Ave.		Peak	Ave.	Peak	Ave.			
4924.0000	42.05	---	0.84	42.89	---	74.00	54.00	-31.11	80	100
7386.0000	40.39	---	4.43	44.82	---	74.00	54.00	-29.18	310	100
9848.0000	35.05	---	9.76	44.81	---	74.00	54.00	-29.19	150	100
12310.0000	34.80	---	14.12	48.92	---	74.00	54.00	-25.08	225	100

Mode: 802.11g CH1

Polarization: Horizontal

Frequency (MHz)	Reading (dBuV)	Detector	Factor (dB)	Result (dBuV/m)	Limit (dBuV/m)	Margin (dB)	Table Degree (Deg.)	Ant. High (cm)
168.0160	15.20	peak	14.91	30.11	43.50	-13.39	100	100
959.1285	10.70	peak	28.11	38.81	46.00	-7.19	100	100

Frequency (MHz)	Reading (dBuV)		Factor (dB) Corr.	Result (dBuV/m)		Limit (dBuV/m)		Margin (dB)	Table Degree (Deg.)	Ant. High (cm)
	Peak	Ave.		Peak	Ave.	Peak	Ave.			
4824.0000	43.57	---	0.50	44.07	---	74.00	54.00	-29.93	185	100
7236.0000	41.21	---	4.06	45.27	---	74.00	54.00	-28.73	255	100
9648.0000	35.42	---	9.16	44.58	---	74.00	54.00	-29.42	100	100
12060.0000	34.61	---	13.89	48.50	---	74.00	54.00	-25.50	170	100

Polarization: Vertical

Frequency (MHz)	Reading (dBuV)	Detector	Factor (dB)	Result (dBuV/m)	Limit (dBuV/m)	Margin (dB)	Table Degree (Deg.)	Ant. High (cm)
55.2705	24.92	QP	13.81	38.73	40.00	-1.27	320	100
480.9820	19.83	peak	20.46	40.29	46.00	-5.71	165	100

Frequency (MHz)	Reading (dBuV)		Factor (dB) Corr.	Result (dBuV/m)		Limit (dBuV/m)		Margin (dB)	Table Degree (Deg.)	Ant. High (cm)
	Peak	Ave.		Peak	Ave.	Peak	Ave.			
4824.0000	44.40	---	0.50	44.90	---	74.00	54.00	-29.10	55	100
7236.0000	41.19	---	4.06	45.25	---	74.00	54.00	-28.75	245	100
9648.0000	35.57	---	9.16	44.73	---	74.00	54.00	-29.27	160	100
12060.0000	34.21	---	13.89	48.10	---	74.00	54.00	-25.90	25	100



Worldwide Testing Services(Taiwan) Co., Ltd.

Registration number: W6M21311-13619-C-1

FCC ID: WKP-CDVW-01IP

Mode: 802.11g CH6

Polarization: Horizontal

Frequency (MHz)	Reading (dBuV)	Detector	Factor (dB)	Result (dBuV/m)	Limit (dBuV/m)	Margin (dB)	Table Degree (Deg.)	Ant. High (cm)
168.0160	14.99	peak	14.91	29.90	43.50	-13.60	195	100
591.7834	10.56	peak	23.10	33.66	46.00	-12.34	255	100

Frequency (MHz)	Reading (dBuV)		Factor (dB) Corr.	Result (dBuV/m)		Limit (dBuV/m)		Margin (dB)	Table Degree (Deg.)	Ant. High (cm)
	Peak	Ave.		Peak	Ave.	Peak	Ave.			
4874.0000	42.53	---	0.61	43.14	---	74.00	54.00	-30.86	165	100
7311.0000	40.96	---	4.20	45.16	---	74.00	54.00	-28.84	285	100
9748.0000	34.91	---	9.51	44.42	---	74.00	54.00	-29.58	120	100
12185.0000	32.80	---	14.83	47.63	---	74.00	54.00	-26.37	85	100

Polarization: Vertical

Frequency (MHz)	Reading (dBuV)	Detector	Factor (dB)	Result (dBuV/m)	Limit (dBuV/m)	Margin (dB)	Table Degree (Deg.)	Ant. High (cm)
55.2705	25.27	QP	13.81	39.08	40.00	-0.92	45	100
397.3948	19.08	peak	18.61	37.69	46.00	-8.31	210	100

Frequency (MHz)	Reading (dBuV)		Factor (dB) Corr.	Result (dBuV/m)		Limit (dBuV/m)		Margin (dB)	Table Degree (Deg.)	Ant. High (cm)
	Peak	Ave.		Peak	Ave.	Peak	Ave.			
4874.0000	43.78	---	0.61	44.39	---	74.00	54.00	-29.61	310	100
7311.0000	40.52	---	4.20	44.72	---	74.00	54.00	-29.28	145	100
9748.0000	34.59	---	9.51	44.10	---	74.00	54.00	-29.90	40	100
12185.0000	33.32	---	14.83	48.15	---	74.00	54.00	-25.85	260	100

Mode: 802.11g CH11

Polarization: Horizontal

Frequency (MHz)	Reading (dBuV)	Detector	Factor (dB)	Result (dBuV/m)	Limit (dBuV/m)	Margin (dB)	Table Degree (Deg.)	Ant. High (cm)
480.9820	13.31	peak	20.46	33.77	46.00	-12.23	205	100
961.1222	10.41	peak	28.13	38.54	54.00	-15.46	40	100

Frequency (MHz)	Reading (dBuV)		Factor (dB) Corr.	Result (dBuV/m)		Limit (dBuV/m)		Margin (dB)	Table Degree (Deg.)	Ant. High (cm)
	Peak	Ave.		Peak	Ave.	Peak	Ave.			
4924.0000	42.07	---	0.84	42.91	---	74.00	54.00	-31.09	50	100
7386.0000	40.43	---	4.43	44.86	---	74.00	54.00	-29.14	320	100
9848.0000	34.97	---	9.76	44.73	---	74.00	54.00	-29.27	240	100
12310.0000	34.71	---	14.12	48.83	---	74.00	54.00	-25.17	185	100



Worldwide Testing Services(Taiwan) Co., Ltd.

Registration number: W6M21311-13619-C-1

FCC ID: WKP-CDVW-01IP

Polarization: Vertical

Frequency (MHz)	Reading (dBuV)	Detector	Factor (dB)	Result (dBuV/m)	Limit (dBuV/m)	Margin (dB)	Table Degree (Deg.)	Ant. High (cm)
55.2705	24.94	QP	13.81	38.75	40.00	-1.25	55	100
556.7936	16.73	peak	22.04	38.77	46.00	-7.23	235	100

Frequency (MHz)	Reading (dBuV)		Factor (dB)	Result (dBuV/m)		Limit (dBuV/m)		Margin (dB)	Table Degree (Deg.)	Ant. High (cm)
	Peak	Ave.	Corr.	Peak	Ave.	Peak	Ave.			
4924.0000	42.30	---	0.84	43.14	---	74.00	54.00	-30.86	95	100
7386.0000	40.66	---	4.43	45.09	---	74.00	54.00	-28.91	305	100
9848.0000	35.34	---	9.76	45.10	---	74.00	54.00	-28.90	175	100
12310.0000	34.93	---	14.12	49.05	---	74.00	54.00	-24.95	210	100

ANT 1 + ANT 2

Mode: 802.11n 20MHz CH1

Polarization: Horizontal


Frequency (MHz)	Reading (dBuV)	Detector	Factor (dB)	Result (dBuV/m)	Limit (dBuV/m)	Margin (dB)	Table Degree (Deg.)	Ant. High (cm)
494.5892	12.81	peak	20.78	33.59	46.00	-12.41	85	100
961.1222	11.98	peak	28.13	40.11	54.00	-13.89	225	100

Frequency (MHz)	Reading (dBuV)		Factor (dB)	Result (dBuV/m)		Limit (dBuV/m)		Margin (dB)	Table Degree (Deg.)	Ant. High (cm)
	Peak	Ave.	Corr.	Peak	Ave.	Peak	Ave.			
4824.0000	42.90	---	0.50	43.40	---	74.00	54.00	-30.60	170	100
7236.0000	40.87	---	4.06	44.93	---	74.00	54.00	-29.07	265	100
9648.0000	35.30	---	9.16	44.46	---	74.00	54.00	-29.54	105	100
12060.0000	35.43	---	13.89	49.32	---	74.00	54.00	-24.68	310	100

Polarization: Vertical

Frequency (MHz)	Reading (dBuV)	Detector	Factor (dB)	Result (dBuV/m)	Limit (dBuV/m)	Margin (dB)	Table Degree (Deg.)	Ant. High (cm)
55.2705	24.99	QP	13.81	38.80	40.00	-1.20	90	100
480.9820	16.98	peak	20.46	37.44	46.00	-8.56	170	100

Frequency (MHz)	Reading (dBuV)		Factor (dB)	Result (dBuV/m)		Limit (dBuV/m)		Margin (dB)	Table Degree (Deg.)	Ant. High (cm)
	Peak	Ave.	Corr.	Peak	Ave.	Peak	Ave.			
4824.0000	44.27	---	0.50	44.77	---	74.00	54.00	-29.23	115	100
7236.0000	41.21	---	4.06	45.27	---	74.00	54.00	-28.73	260	100
9648.0000	36.29	---	9.16	45.45	---	74.00	54.00	-28.55	40	100
12060.0000	34.47	---	13.89	48.36	---	74.00	54.00	-25.64	225	100



Worldwide Testing Services(Taiwan) Co., Ltd.

Registration number: W6M21311-13619-C-1

FCC ID: WKP-CDVW-01IP

Mode: 802.11n 20MHz CH6

Polarization: Horizontal

Frequency (MHz)	Reading (dBuV)	Detector	Factor (dB)	Result (dBuV/m)	Limit (dBuV/m)	Margin (dB)	Table Degree (Deg.)	Ant. High (cm)
480.9820	14.27	peak	20.46	34.73	46.00	-11.27	320	100
961.1222	13.36	QP	28.13	41.49	54.00	-12.51	185	100

Frequency (MHz)	Reading (dBuV)		Factor (dB) Corr.	Result (dBuV/m)		Limit (dBuV/m)		Margin (dB)	Table Degree (Deg.)	Ant. High (cm)
	Peak	Ave.		Peak	Ave.	Peak	Ave.			
4874.0000	42.66	---	0.61	43.27	---	74.00	54.00	-30.73	155	100
7311.0000	41.36	---	4.20	45.56	---	74.00	54.00	-28.44	325	100
9748.0000	34.53	---	9.51	44.04	---	74.00	54.00	-29.96	65	100
12185.0000	33.01	---	14.83	47.84	---	74.00	54.00	-26.16	220	100

Polarization: Vertical

Frequency (MHz)	Reading (dBuV)	Detector	Factor (dB)	Result (dBuV/m)	Limit (dBuV/m)	Margin (dB)	Table Degree (Deg.)	Ant. High (cm)
55.2705	24.85	QP	13.81	38.66	40.00	-1.34	190	100
496.5331	19.91	peak	20.83	40.74	46.00	-5.26	120	100

Frequency (MHz)	Reading (dBuV)		Factor (dB) Corr.	Result (dBuV/m)		Limit (dBuV/m)		Margin (dB)	Table Degree (Deg.)	Ant. High (cm)
	Peak	Ave.		Peak	Ave.	Peak	Ave.			
4873.7480	45.17	---	0.61	45.78	---	74.00	54.00	-28.22	110	100
7311.0000	40.91	---	4.20	45.11	---	74.00	54.00	-28.89	30	100
9748.0000	35.82	---	9.51	45.33	---	74.00	54.00	-28.67	190	100
12185.0000	33.03	---	14.83	47.86	---	74.00	54.00	-26.14	330	100

Mode: 802.11n 20MHz CH11

Polarization: Horizontal

Frequency (MHz)	Reading (dBuV)	Detector	Factor (dB)	Result (dBuV/m)	Limit (dBuV/m)	Margin (dB)	Table Degree (Deg.)	Ant. High (cm)
164.1282	14.90	peak	15.15	30.05	43.50	-13.45	110	100
465.4310	12.32	peak	20.21	32.53	46.00	-13.47	285	100

Frequency (MHz)	Reading (dBuV)		Factor (dB) Corr.	Result (dBuV/m)		Limit (dBuV/m)		Margin (dB)	Table Degree (Deg.)	Ant. High (cm)
	Peak	Ave.		Peak	Ave.	Peak	Ave.			
4924.0000	41.76	---	0.84	42.60	---	74.00	54.00	-31.40	155	100
7386.0000	40.65	---	4.43	45.08	---	74.00	54.00	-28.92	220	100
9848.0000	36.08	---	9.76	45.84	---	74.00	54.00	-28.16	130	100
12310.0000	35.28	---	14.12	49.40	---	74.00	54.00	-24.60	200	100



Worldwide Testing Services(Taiwan) Co., Ltd.

Registration number: W6M21311-13619-C-1

FCC ID: WKP-CDVW-01IP

Polarization: Vertical

Frequency (MHz)	Reading (dBuV)	Detector	Factor (dB)	Result (dBuV/m)	Limit (dBuV/m)	Margin (dB)	Table Degree (Deg.)	Ant. High (cm)
55.2705	24.85	QP	13.81	38.66	40.00	-1.34	210	100
500.4208	17.50	peak	20.92	38.42	46.00	-7.58	55	100

Frequency (MHz)	Reading (dBuV)		Factor (dB)	Result (dBuV/m)		Limit (dBuV/m)		Margin (dB)	Table Degree (Deg.)	Ant. High (cm)
	Peak	Ave.	Corr.	Peak	Ave.	Peak	Ave.			
4924.0000	42.08	---	0.84	42.92	---	74.00	54.00	-31.08	100	100
7386.0000	40.27	---	4.43	44.70	---	74.00	54.00	-29.30	315	100
9848.0000	34.94	---	9.76	44.70	---	74.00	54.00	-29.30	70	100
12310.0000	34.10	---	14.12	48.22	---	74.00	54.00	-25.78	180	100

Mode: 802.11n 40MHz CH1

Polarization: Horizontal

Frequency (MHz)	Reading (dBuV)	Detector	Factor (dB)	Result (dBuV/m)	Limit (dBuV/m)	Margin (dB)	Table Degree (Deg.)	Ant. High (cm)
164.1282	14.87	peak	15.15	30.02	43.50	-13.48	60	100
480.9820	13.66	peak	20.46	34.12	46.00	-11.88	140	100

Frequency (MHz)	Reading (dBuV)		Factor (dB)	Result (dBuV/m)		Limit (dBuV/m)		Margin (dB)	Table Degree (Deg.)	Ant. High (cm)
	Peak	Ave.	Corr.	Peak	Ave.	Peak	Ave.			
4844.0000	41.74	---	0.54	42.28	---	74.00	54.00	-31.72	60	100
7266.0000	42.28	---	4.11	46.39	---	74.00	54.00	-27.61	140	100
9688.0000	36.14	---	9.19	45.33	---	74.00	54.00	-28.67	325	100
12110.0000	34.34	---	14.34	48.68	---	74.00	54.00	-25.32	90	100

Polarization: Vertical

Frequency (MHz)	Reading (dBuV)	Detector	Factor (dB)	Result (dBuV/m)	Limit (dBuV/m)	Margin (dB)	Table Degree (Deg.)	Ant. High (cm)
55.2705	24.78	QP	13.81	38.59	40.00	-1.41	115	100
500.4208	18.56	peak	20.92	39.48	46.00	-6.52	270	100

Frequency (MHz)	Reading (dBuV)		Factor (dB)	Result (dBuV/m)		Limit (dBuV/m)		Margin (dB)	Table Degree (Deg.)	Ant. High (cm)
	Peak	Ave.	Corr.	Peak	Ave.	Peak	Ave.			
4844.0000	41.68	---	0.54	42.22	---	74.00	54.00	-31.78	190	100
7266.0000	42.25	---	4.11	46.36	---	74.00	54.00	-27.64	275	100
9688.0000	35.83	---	9.19	45.02	---	74.00	54.00	-28.98	140	100
12110.0000	33.81	---	14.34	48.15	---	74.00	54.00	-25.85	215	100



Worldwide Testing Services(Taiwan) Co., Ltd.

Registration number: W6M21311-13619-C-1

FCC ID: WKP-CDVW-01IP

Mode: 802.11n 40MHz CH4

Polarization: Horizontal

Frequency (MHz)	Reading (dBuV)	Detector	Factor (dB)	Result (dBuV/m)	Limit (dBuV/m)	Margin (dB)	Table Degree (Deg.)	Ant. High (cm)
164.1282	14.50	peak	15.15	29.65	43.50	-13.85	260	100
480.9820	11.03	peak	20.46	31.49	46.00	-14.51	95	100

Frequency (MHz)	Reading (dBuV)		Factor (dB) Corr.	Result (dBuV/m)		Limit (dBuV/m)		Margin (dB)	Table Degree (Deg.)	Ant. High (cm)
	Peak	Ave.		Peak	Ave.	Peak	Ave.			
4874.0000	42.26	---	0.61	42.87	---	74.00	54.00	-31.13	110	100
7311.0000	40.71	---	4.20	44.91	---	74.00	54.00	-29.09	160	100
9748.0000	35.65	---	9.51	45.16	---	74.00	54.00	-28.84	210	100
12185.0000	32.81	---	14.83	47.64	---	74.00	54.00	-26.36	80	100

Polarization: Vertical

Frequency (MHz)	Reading (dBuV)	Detector	Factor (dB)	Result (dBuV/m)	Limit (dBuV/m)	Margin (dB)	Table Degree (Deg.)	Ant. High (cm)
55.2705	25.05	QP	13.81	38.86	40.00	-1.14	155	100
494.5892	19.14	peak	20.78	39.92	46.00	-6.08	230	100

Frequency (MHz)	Reading (dBuV)		Factor (dB) Corr.	Result (dBuV/m)		Limit (dBuV/m)		Margin (dB)	Table Degree (Deg.)	Ant. High (cm)
	Peak	Ave.		Peak	Ave.	Peak	Ave.			
4874.0000	42.60	---	0.61	43.21	---	74.00	54.00	-30.79	330	100
7311.0000	40.91	---	4.20	45.11	---	74.00	54.00	-28.89	75	100
9748.0000	34.58	---	9.51	44.09	---	74.00	54.00	-29.91	120	100
12185.0000	32.91	---	14.83	47.74	---	74.00	54.00	-26.26	280	100

Mode: 802.11n 40MHz CH7

Polarization: Horizontal

Frequency (MHz)	Reading (dBuV)	Detector	Factor (dB)	Result (dBuV/m)	Limit (dBuV/m)	Margin (dB)	Table Degree (Deg.)	Ant. High (cm)
171.9037	14.96	peak	14.58	29.54	43.50	-13.96	265	100
480.9820	14.50	peak	20.46	34.96	46.00	-11.04	100	100

Frequency (MHz)	Reading (dBuV)		Factor (dB) Corr.	Result (dBuV/m)		Limit (dBuV/m)		Margin (dB)	Table Degree (Deg.)	Ant. High (cm)
	Peak	Ave.		Peak	Ave.	Peak	Ave.			
4904.0000	41.89	---	0.70	42.59	---	74.00	54.00	-31.41	60	100
7356.0000	41.24	---	4.34	45.58	---	74.00	54.00	-28.42	175	100
9808.0000	36.99	---	9.83	46.82	---	74.00	54.00	-27.18	295	100
12260.0000	34.01	---	14.37	48.38	---	74.00	54.00	-25.62	230	100



Worldwide Testing Services(Taiwan) Co., Ltd.

Registration number: W6M21311-13619-C-1

FCC ID: WKP-CDVW-011P

Polarization: Vertical

Frequency (MHz)	Reading (dBuV)	Detector	Factor (dB)	Result (dBuV/m)	Limit (dBuV/m)	Margin (dB)	Table Degree (Deg.)	Ant. High (cm)
55.2705	24.58	QP	13.81	38.39	40.00	-1.61	70	100
492.6453	20.20	peak	20.74	40.94	46.00	-5.06	135	100

Frequency (MHz)	Reading (dBuV)		Factor (dB) Corr.	Result (dBuV/m)		Limit (dBuV/m)		Margin (dB)	Table Degree (Deg.)	Ant. High (cm)
	Peak	Ave.		Peak	Ave.	Peak	Ave.			
4904.0000	42.23	---	0.70	42.93	---	74.00	54.00	-31.07	40	100
7356.0000	42.28	---	4.34	46.62	---	74.00	54.00	-27.38	125	100
9808.0000	36.51	---	9.83	46.34	---	74.00	54.00	-27.66	180	100
12260.0000	33.55	---	14.37	47.92	---	74.00	54.00	-26.08	130	100

Note

1. **Correction Factor = Antenna factor + Cable loss - Preamplifier**
2. **The formula of measured value as: Test Result = Reading + Correction Factor**
3. **Detector function in the form : PK = Peak, QP = Quasi Peak, AV = Average**
4. **All not in the table noted test results are more than 20 dB below the relevant limits.**
5. **Measurement uncertainty for 3m measurement: 30-1000 MHz = ± 3.68 dB, 1-18 GHz = ± 5.37 dB, 18-40 GHz = ± 3.43 dB ; Reported uncertainties represent expanded uncertainties expressed at approximately the 95% confidence level using a coverage factor of k = 2.**
6. **See attached diagrams in appendix.**

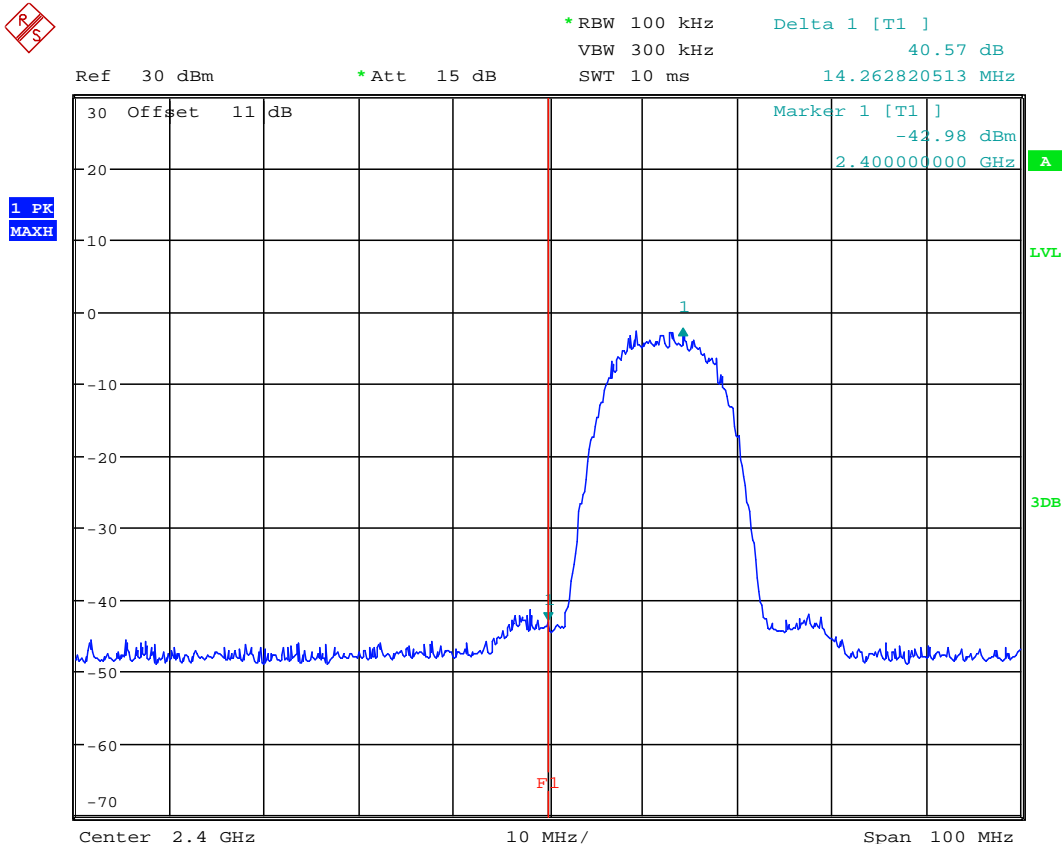
TEST RESULT (Transmitter): The unit DOES meet the FCC requirements.

Test equipment used: ETSTW-RE 004, ETSTW-RE 030, ETSTW-RE 111,
ETSTW-RE 088, ETSTW-RE 018

FCC ID: WKP-CDVW-01IP

According to FCC rules part 15 subpart C §15.247(c) in any 100 kHz bandwidth outside the frequency band in which the intentional radiator is operating, the radio frequency power that is produced by the intentional radiator shall be at least 20dB below that in the 100 kHz bandwidth within the band that contains the highest level of the desired power, based on either an RF conducted or a radiated measurement. Attenuation below the general limits specified in § 15.209(a) is not required.

In addition radiated emission which fall in the restricted bands, as defined in section 15.205(a), must also with the radiated emission limits.

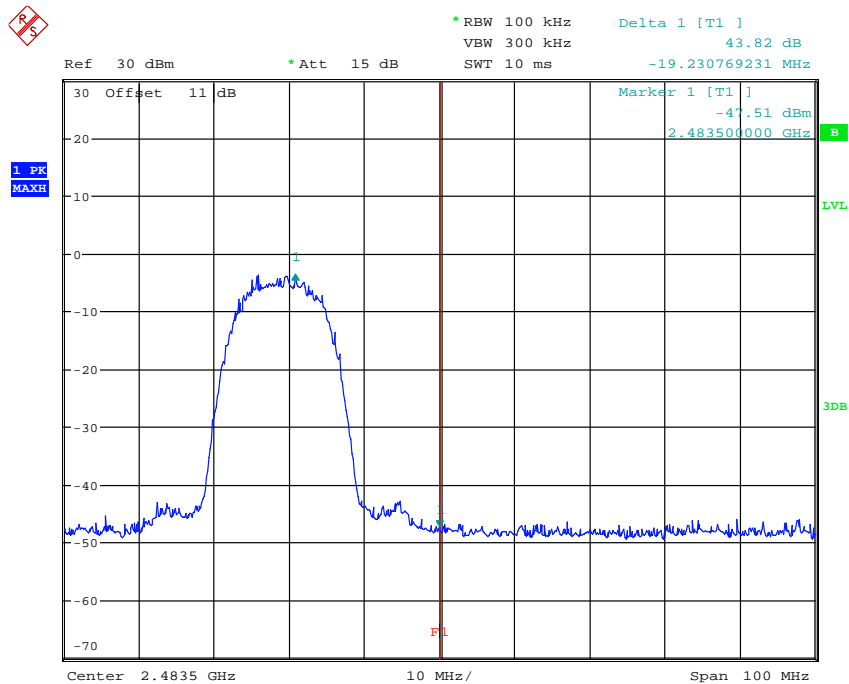


Date: 8.JAN.2014 12:25:09



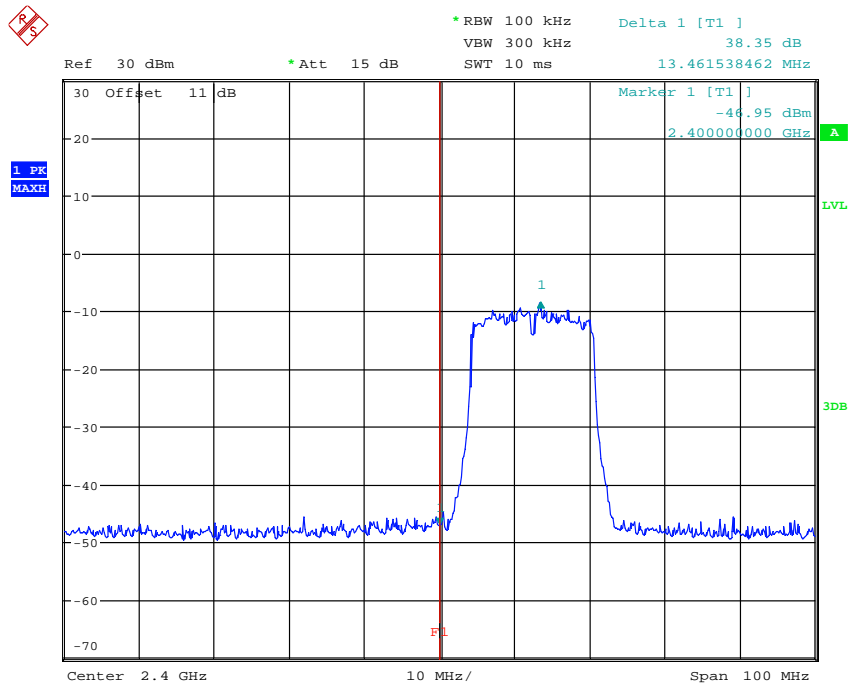
Registration number: W6M21311-13619-C-1

FCC ID: WKP-CDVW-01IP



BANDEGE 802.11B CH11

Date: 8.JAN.2014 12:25:42



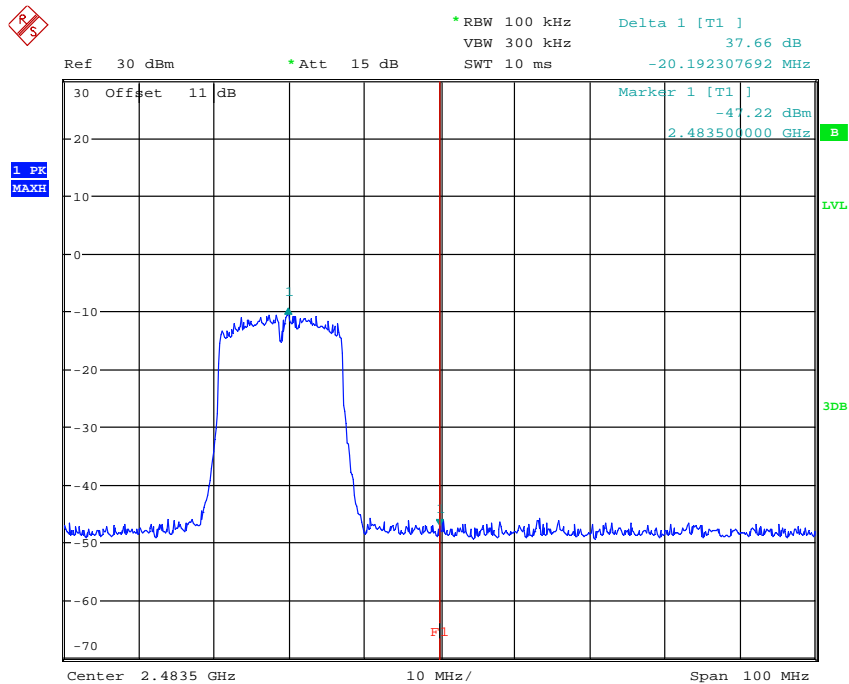
BANDEGE 802.11G CH1

Date: 8.JAN.2014 12:26:49



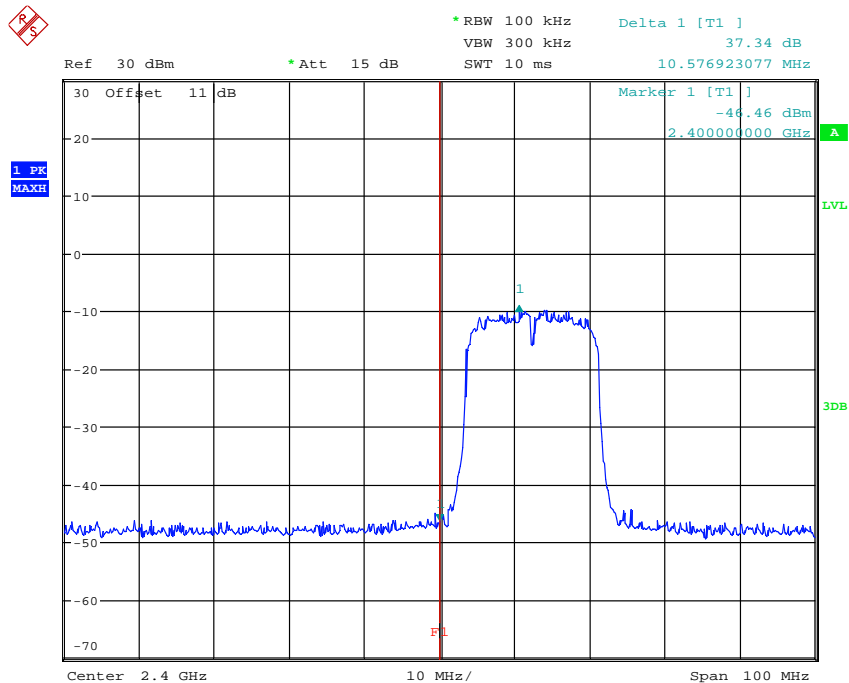
Registration number: W6M21311-13619-C-1

FCC ID: WKP-CDVW-01IP



BANDEDGE 802.11G CH11

Date: 8.JAN.2014 12:26:18

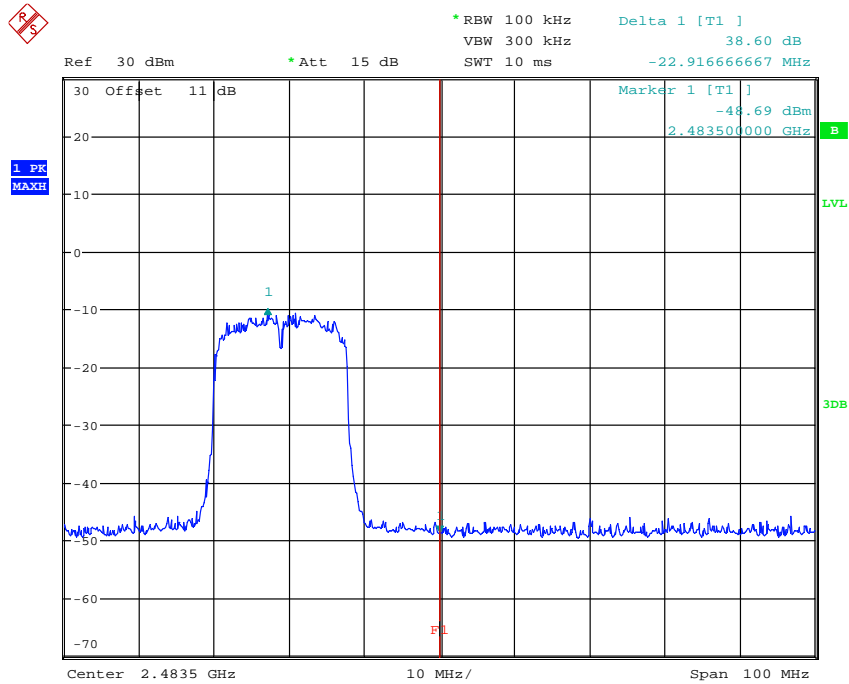


BANDEDGE 802.11N 20MHz CH1

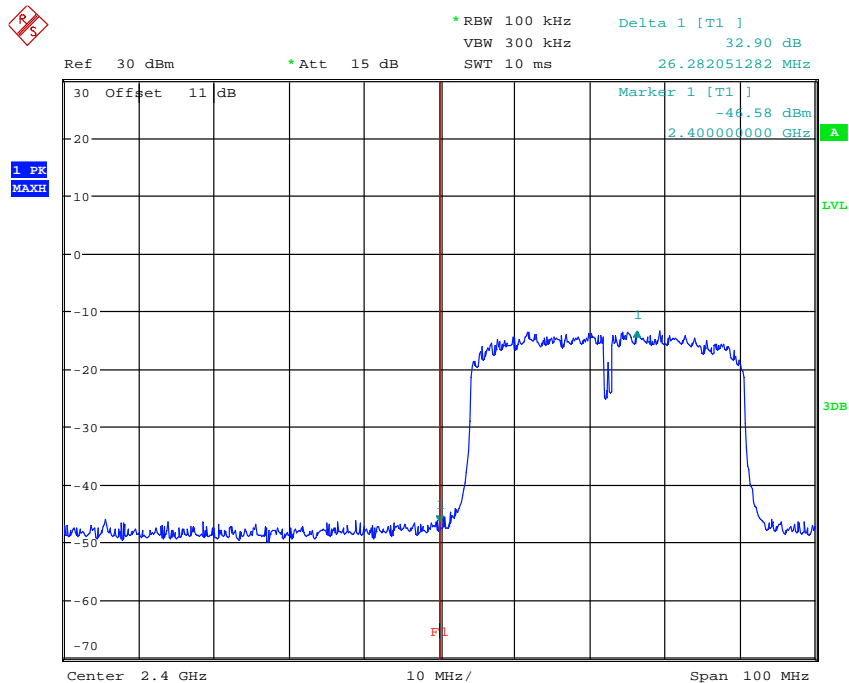
Date: 8.JAN.2014 12:27:41



Registration number: W6M21311-13619-C-1
FCC ID: WKP-CDVW-01IP



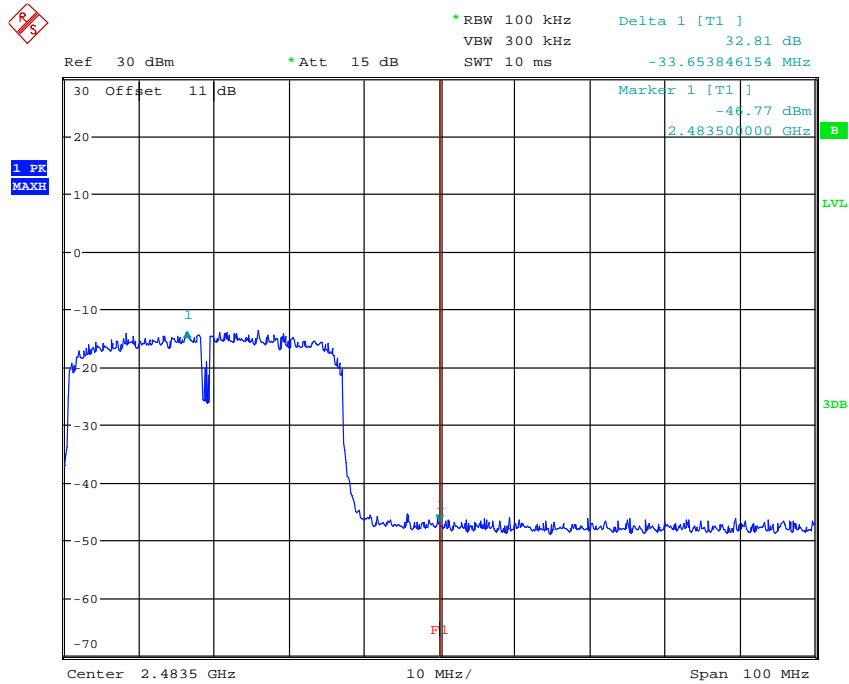
BANDEDGE 802.11N 20MHZ CH11
Date: 8.JAN.2014 12:28:15



BANDEDGE 802.11N 40MHZ CH1
Date: 8.JAN.2014 12:29:37

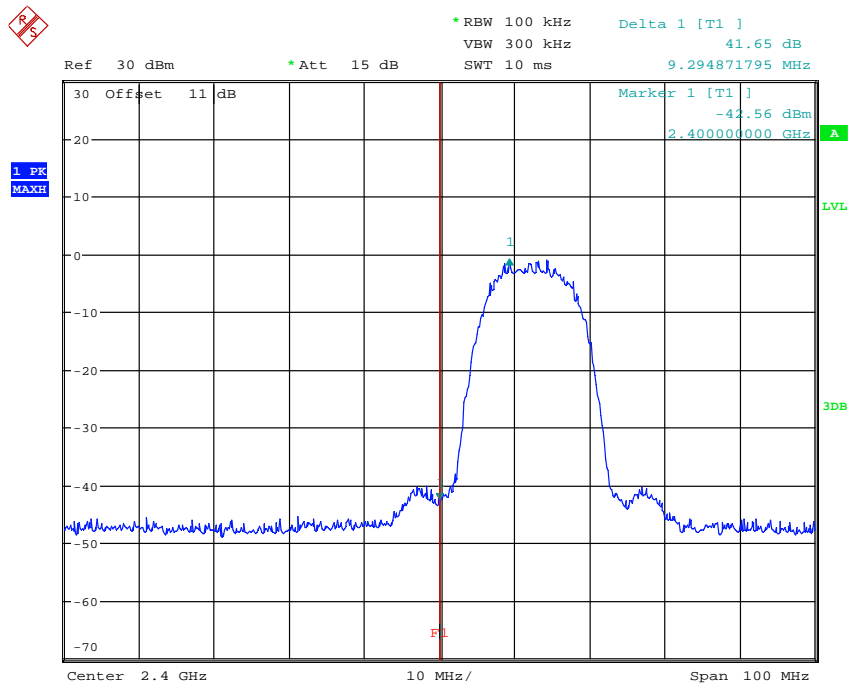


Registration number: W6M21311-13619-C-1
FCC ID: WKP-CDVW-01IP



BANDEDGE 802.11N 40MHZ CH7
Date: 8.JAN.2014 12:29:10

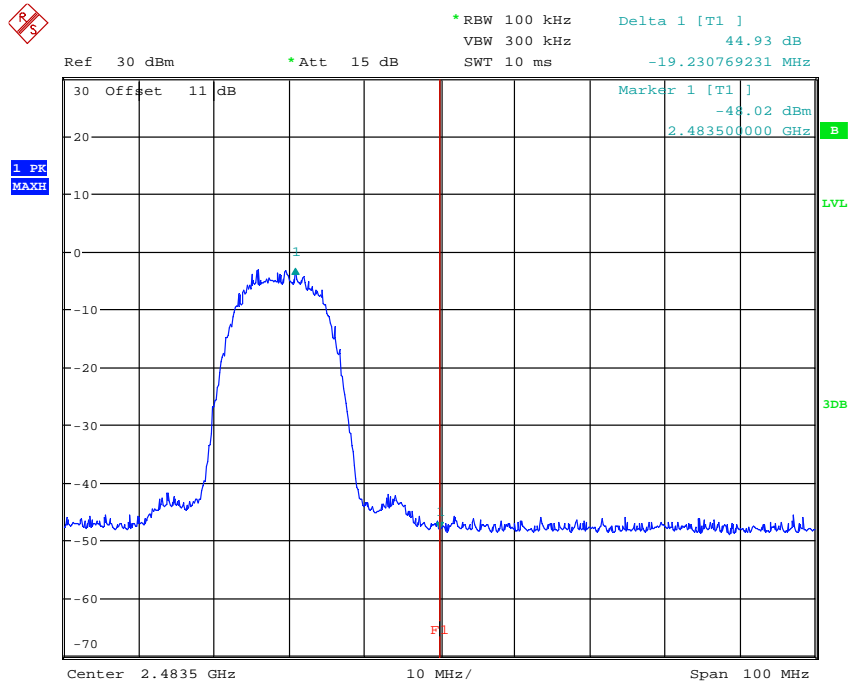
ANT 2



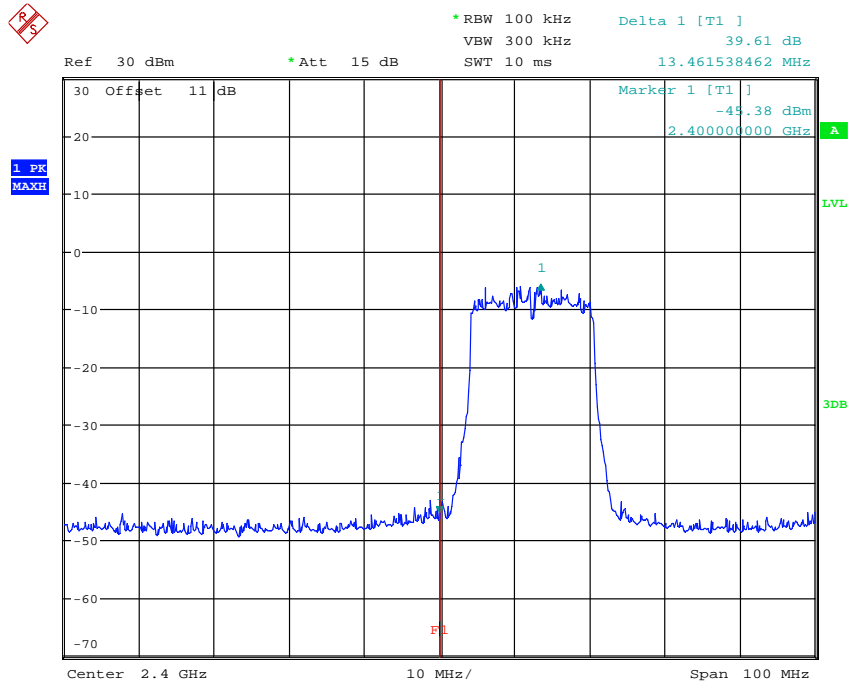
BANDEDGE 802.11B CH1
Date: 8.JAN.2014 12:13:23



Registration number: W6M21311-13619-C-1
FCC ID: WKP-CDVW-01IP



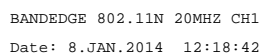
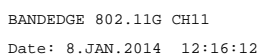
BANDEDGE 802.11B CH11
Date: 8.JAN.2014 12:15:32



BANDEDGE 802.11G CH1
Date: 8.JAN.2014 12:17:00

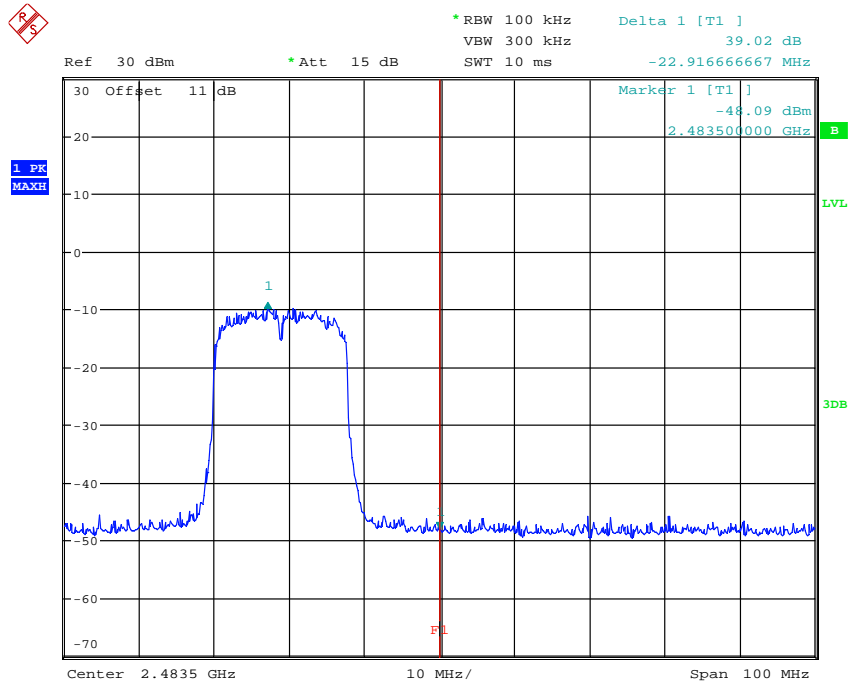


FCC ID: WKP-CDVW-01IP

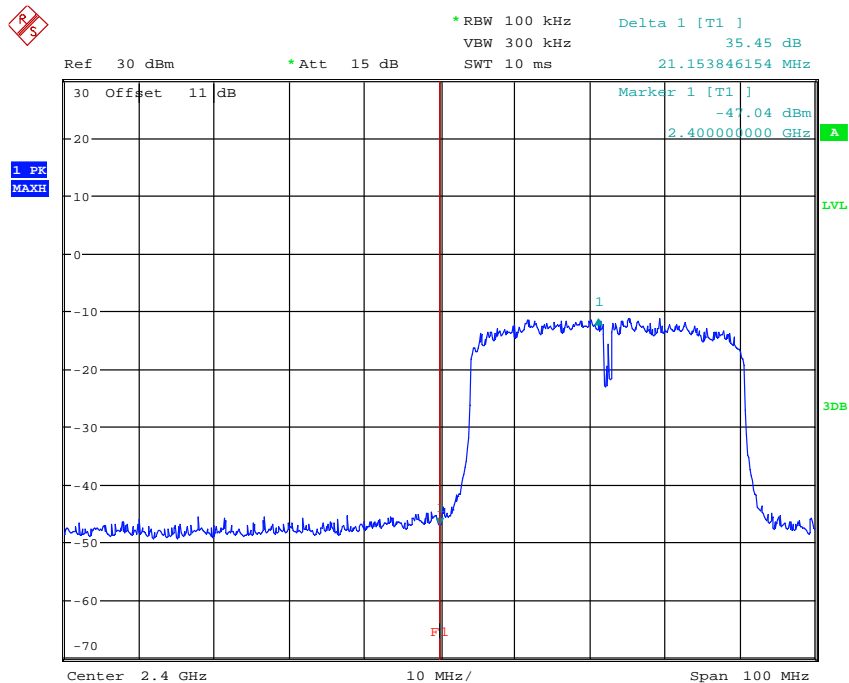




Registration number: W6M21311-13619-C-1
FCC ID: WKP-CDVW-01IP



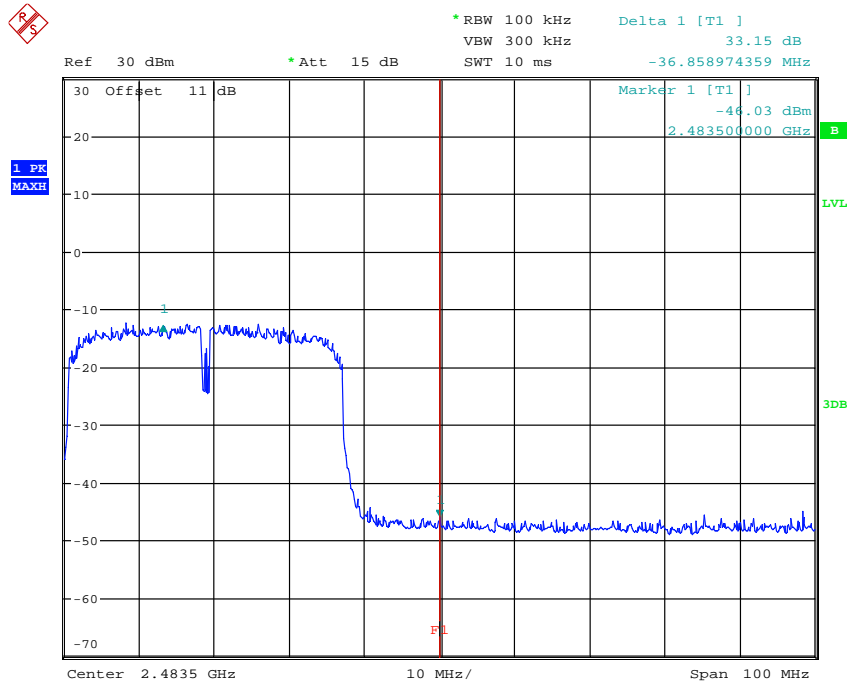
BANDEDGE 802.11N 20MHZ CH11
Date: 8.JAN.2014 12:19:21



BANDEDGE 802.11N 40MHZ CH1
Date: 8.JAN.2014 12:21:06



Registration number: W6M21311-13619-C-1
FCC ID: WKP-CDVW-01IP



BANDEDGE 802.11N 40MHZ CH7
Date: 8.JAN.2014 12:20:20

Limit:

Frequency Range / MHz	Limit
902 – 928	- 20 dB
2400 – 2483.5	
5725 - 5850	

Test equipment used: ETSTW-RE 055, ETSTW-RE 050



Registration number: W6M21311-13619-C-1

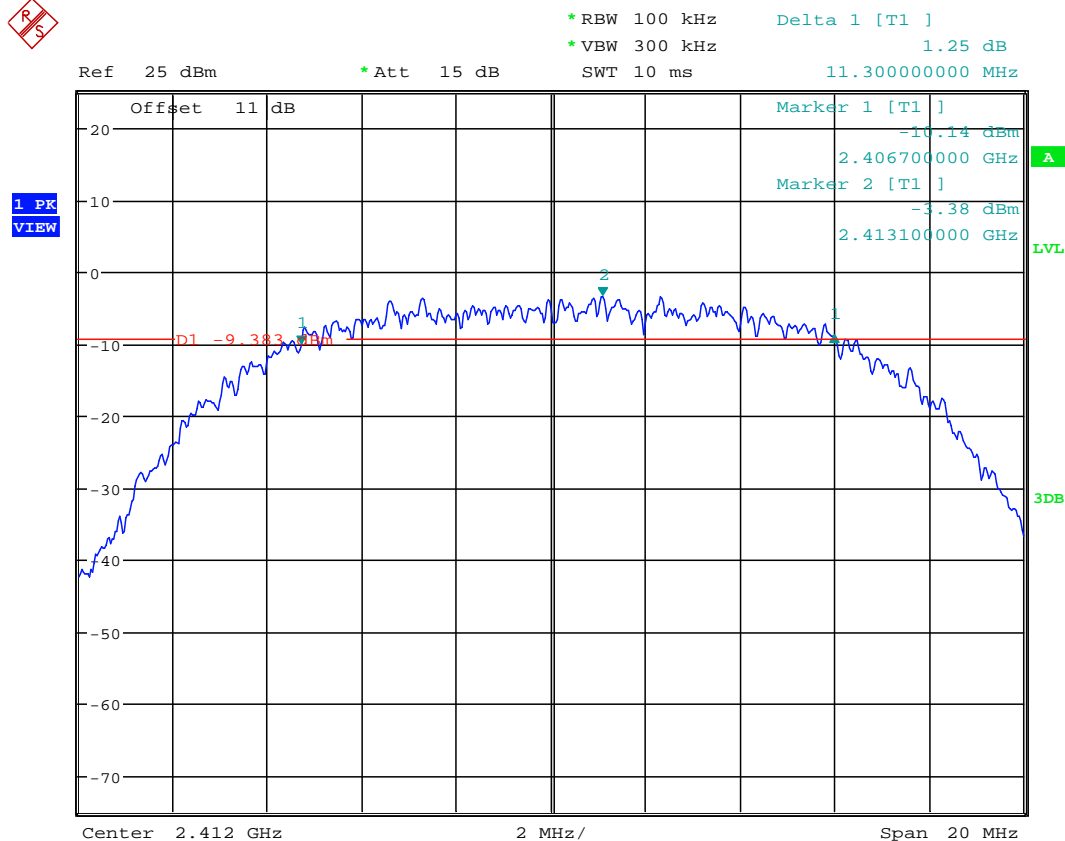
FCC ID: WKP-CDVW-01IP

3.7 Minimum 6 dB Bandwidth

The analyzer ResBW was set to 100 kHz. For each RF output channel investigated, the spectrum analyzer center frequency was set to the channel carrier. A PEAK reading was taken, two markers were set 6 dB below the maximum level on the right and the left side of the emission.

The 6 dB bandwidth is the frequency difference between the two markers.

ANT 1

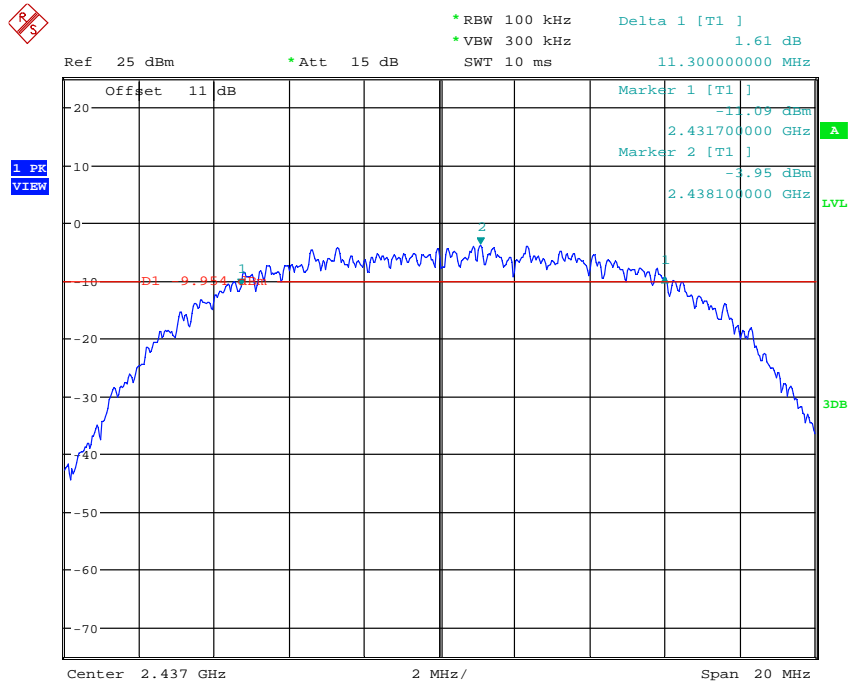


6DB BANDWIDTH 802.11B CH01

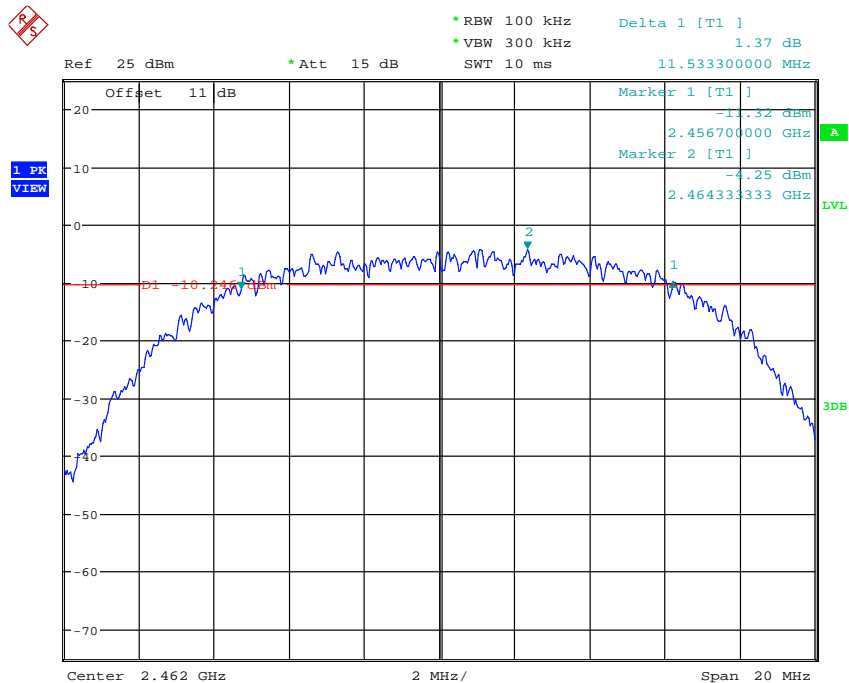
Date: 8.JAN.2014 13:13:03



Registration number: W6M21311-13619-C-1
FCC ID: WKP-CDVW-01IP



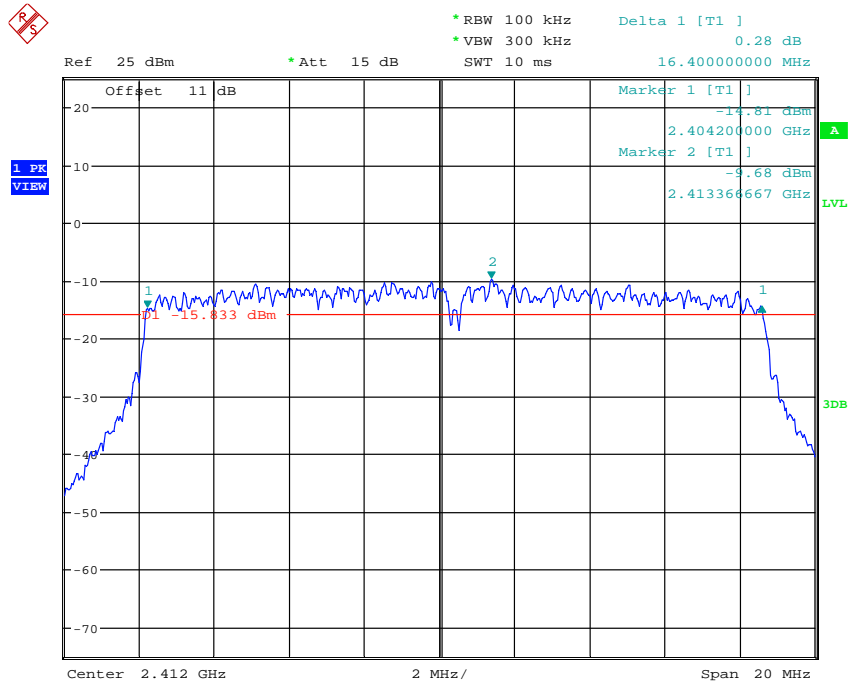
6DB BANDWIDTH 802.11B CH06
Date: 8.JAN.2014 13:13:39



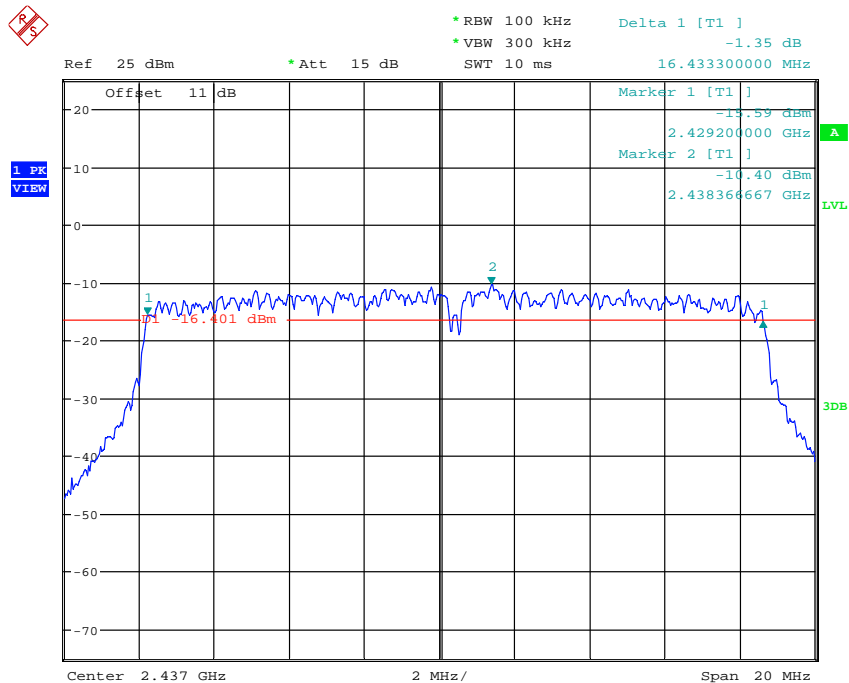
6DB BANDWIDTH 802.11B CH11
Date: 8.JAN.2014 13:14:10



Registration number: W6M21311-13619-C-1
FCC ID: WKP-CDVW-01IP



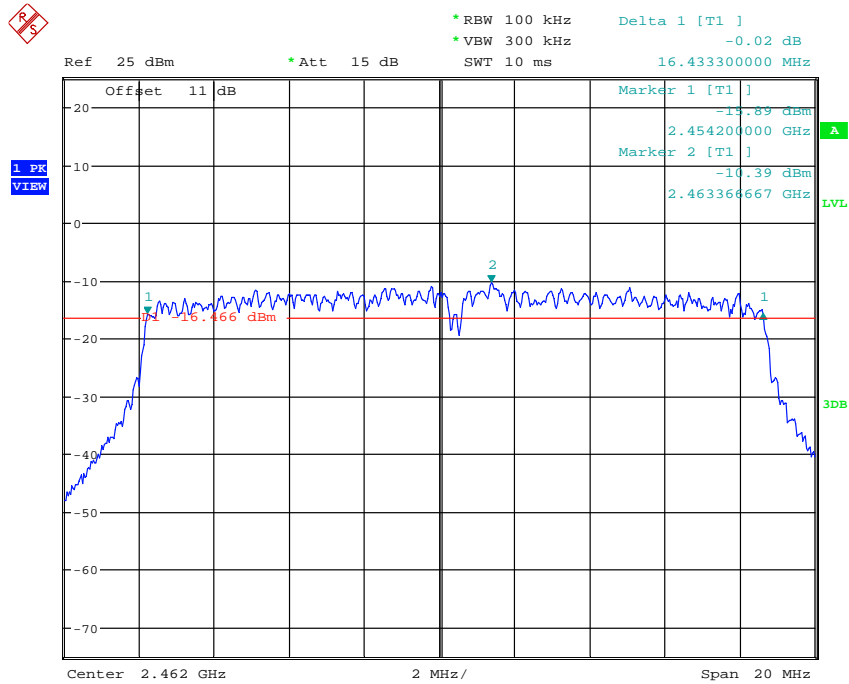
6DB BANDWIDTH 802.11G CH01
Date: 8.JAN.2014 13:14:47



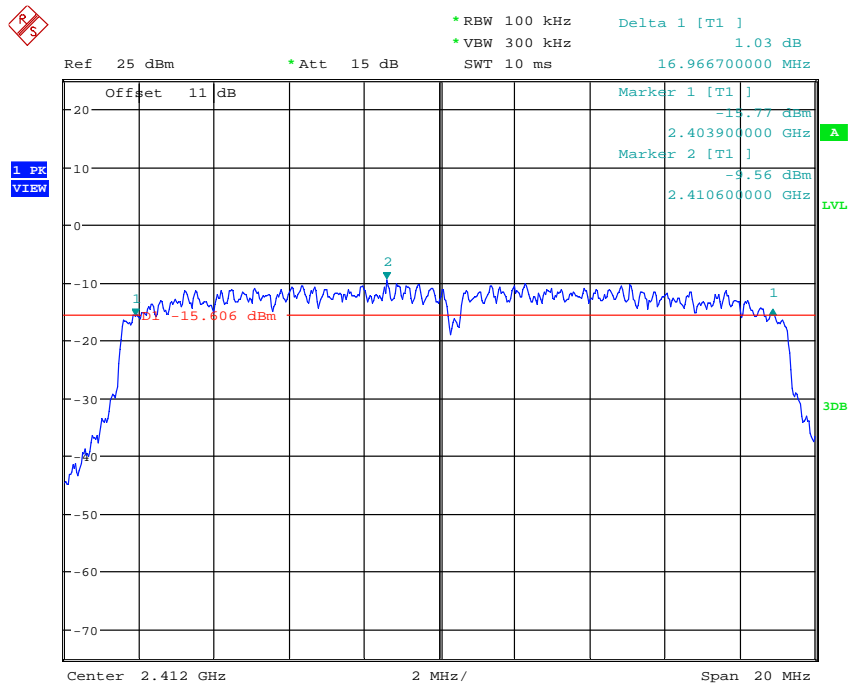
6DB BANDWIDTH 802.11G CH06
Date: 8.JAN.2014 13:15:24



Registration number: W6M21311-13619-C-1
FCC ID: WKP-CDVW-01IP



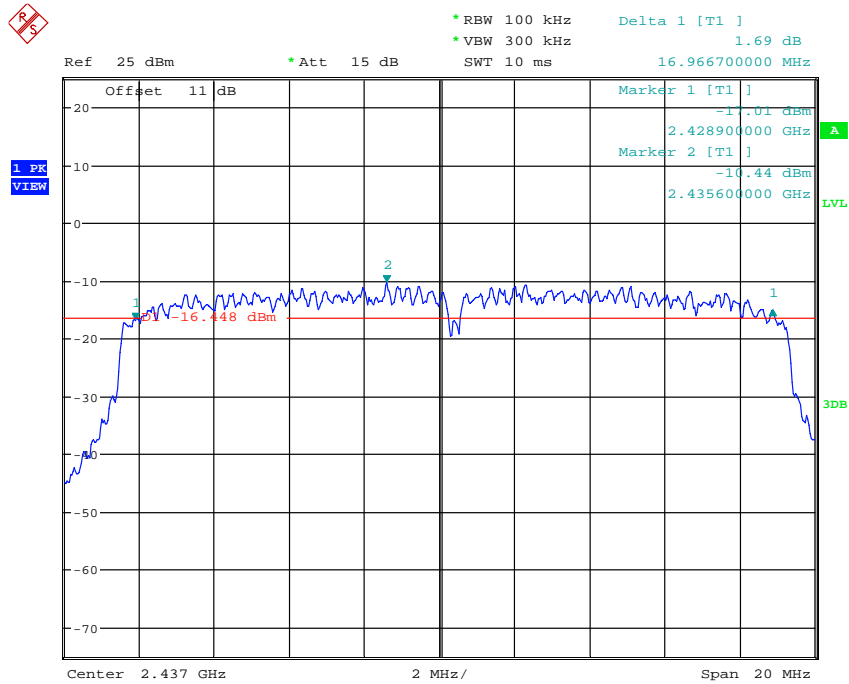
6DB BANDWIDTH 802.11G CH11
Date: 8.JAN.2014 13:15:55



6DB BANDWIDTH 802.11N 20MHZ CH01
Date: 8.JAN.2014 13:16:38

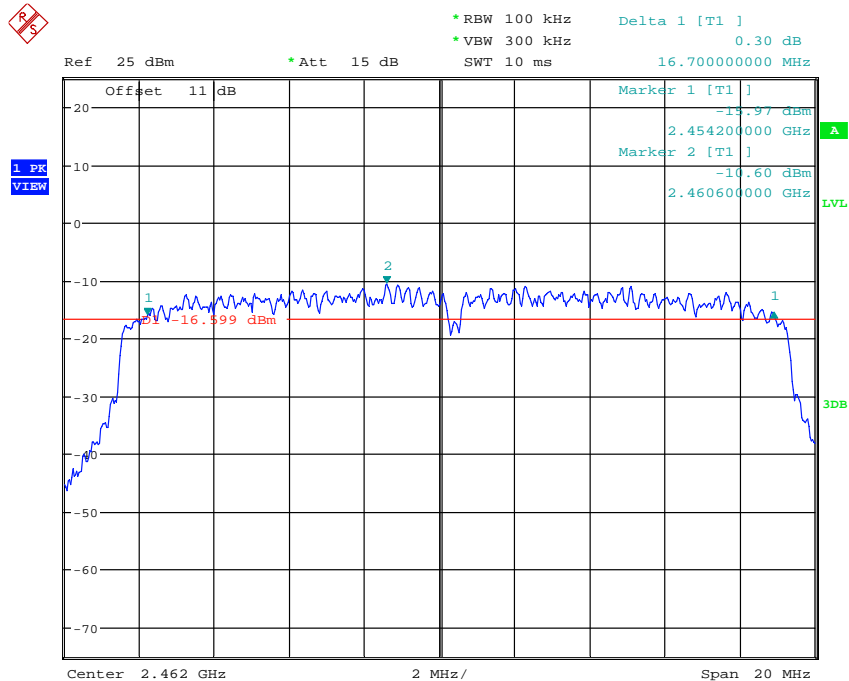


Registration number: W6M21311-13619-C-1
FCC ID: WKP-CDVW-01IP



6DB BANDWIDTH 802.11N 20MHZ CH06

Date: 8.JAN.2014 13:17:22

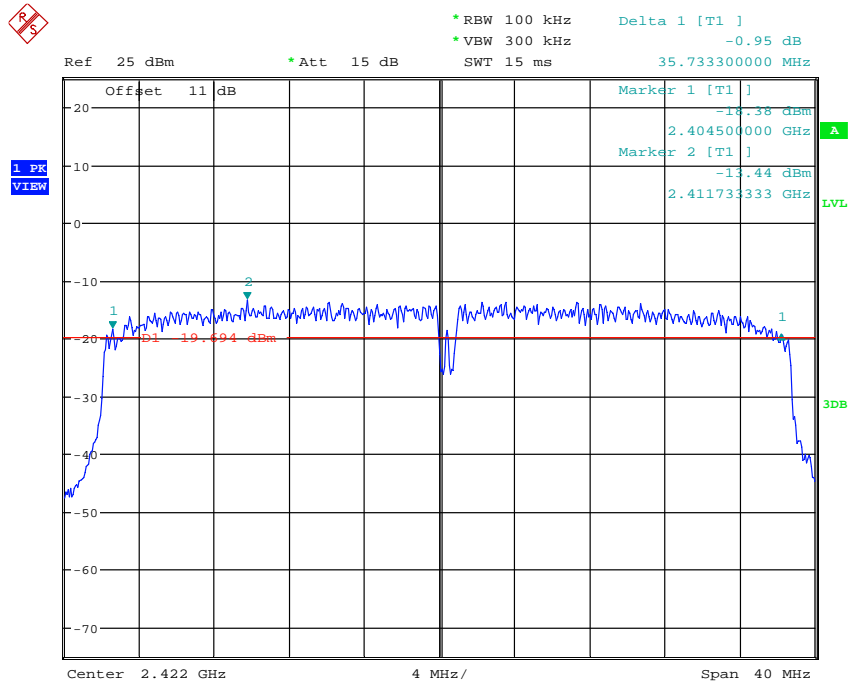


6DB BANDWIDTH 802.11N 20MHZ CH11

Date: 8.JAN.2014 13:18:05

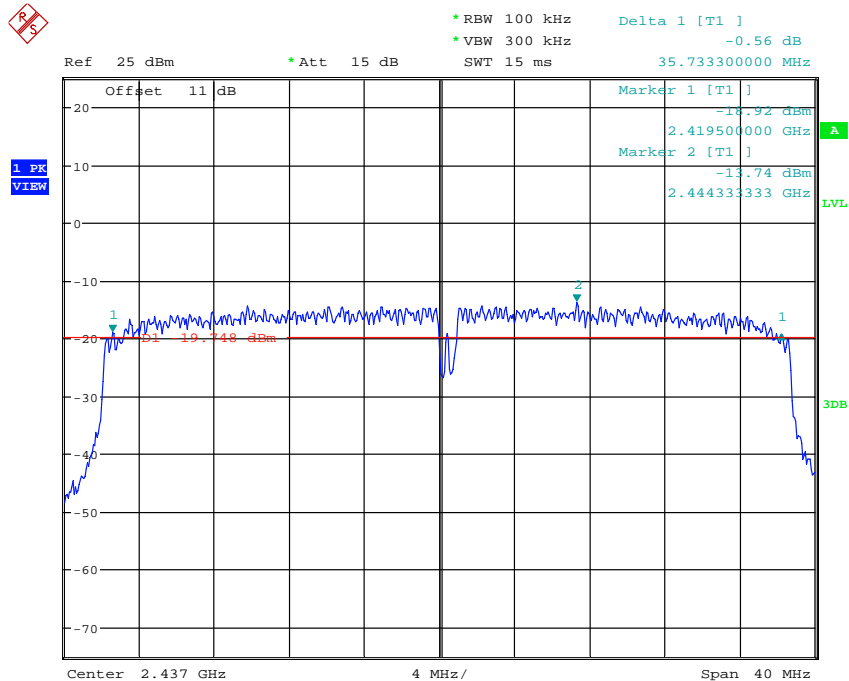


Registration number: W6M21311-13619-C-1
FCC ID: WKP-CDVW-01IP



6DB BANDWIDTH 802.11N 40MHZ CH01

Date: 8.JAN.2014 13:18:45

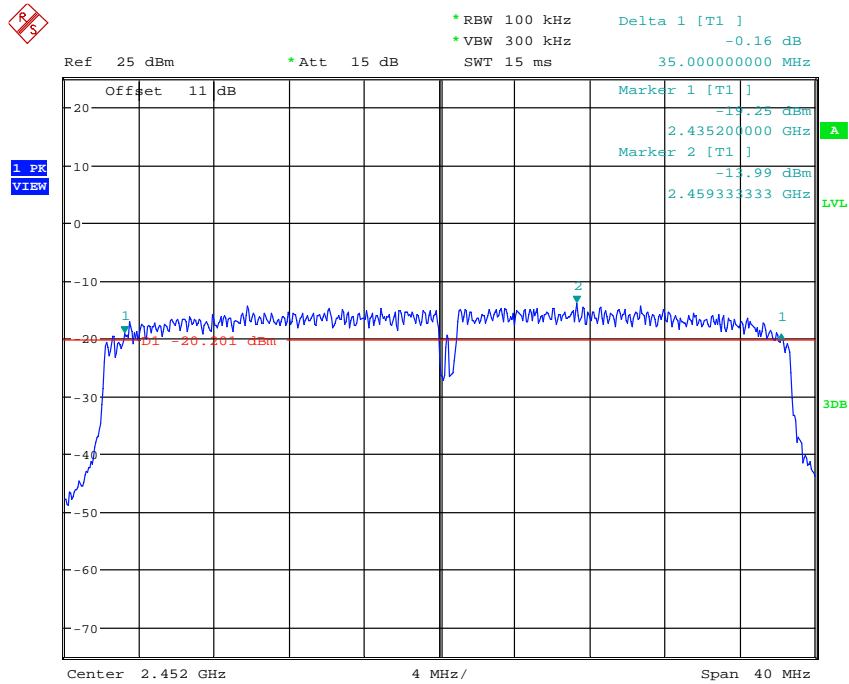


6DB BANDWIDTH 802.11N 40MHZ CH04

Date: 8.JAN.2014 13:19:29

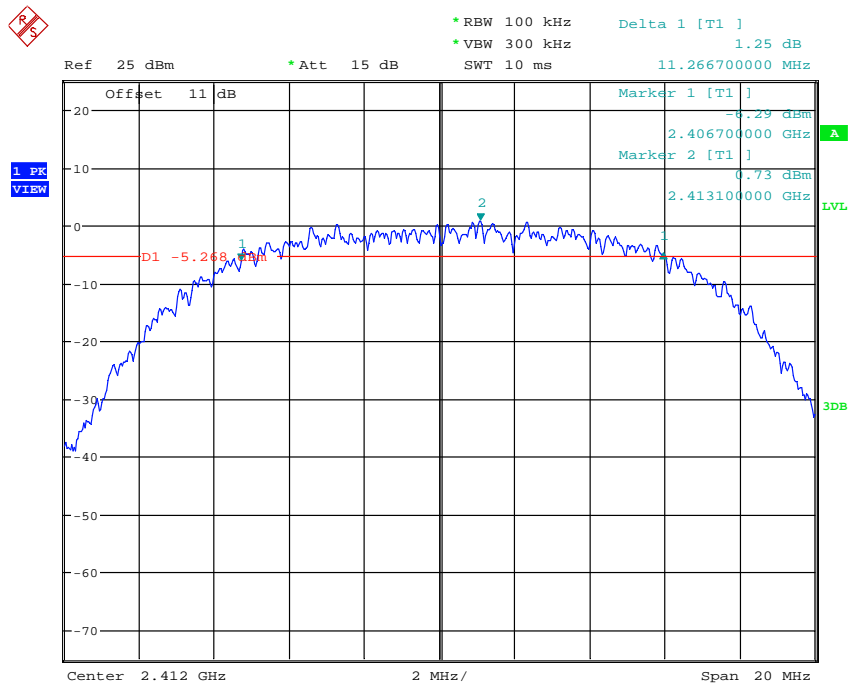


Registration number: W6M21311-13619-C-1
FCC ID: WKP-CDVW-01IP



6DB BANDWIDTH 802.11N 40MHZ CH07
Date: 8.JAN.2014 13:20:04

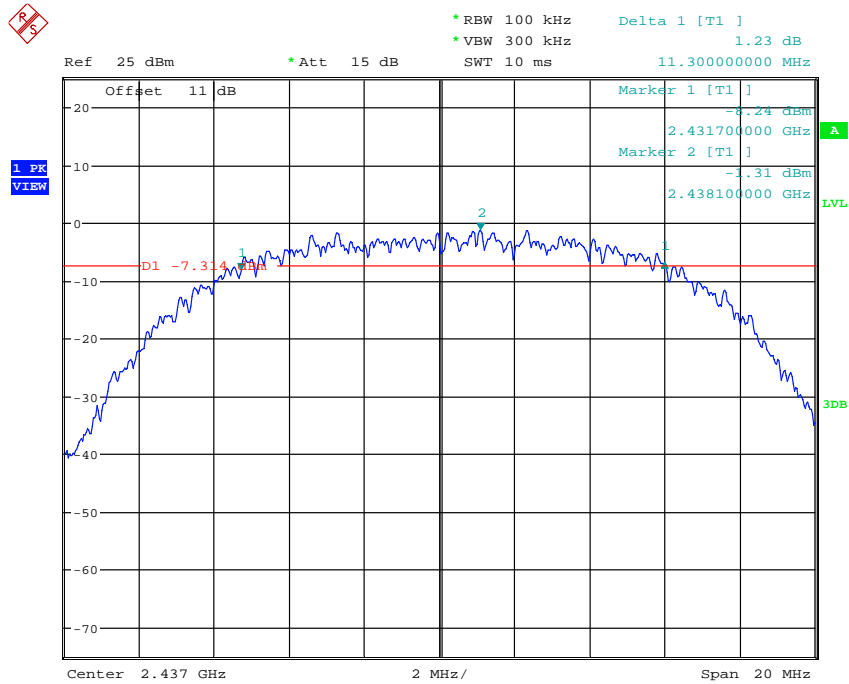
ANT 2



6DB BANDWIDTH 802.11B CH01
Date: 8.JAN.2014 11:51:22

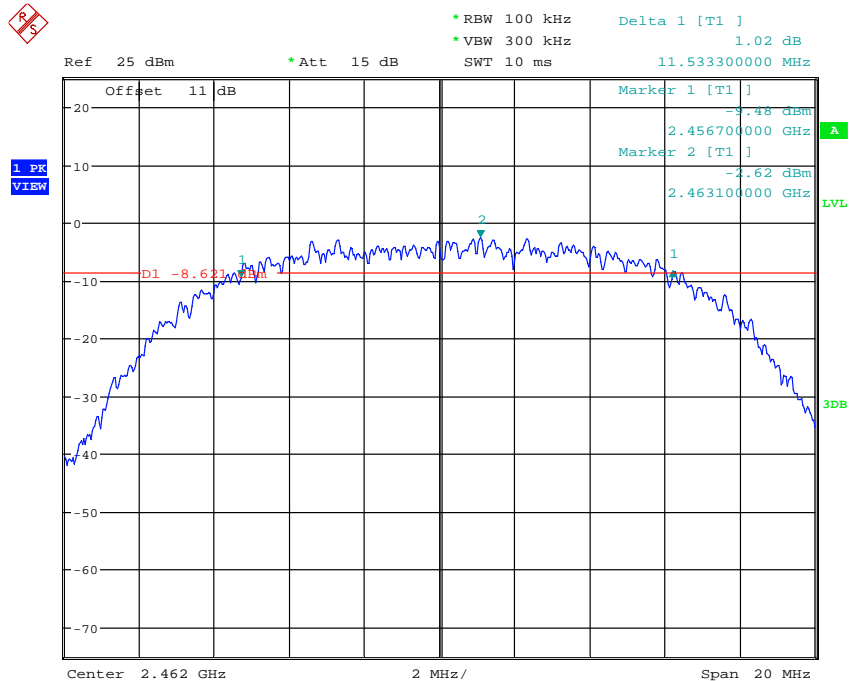


Registration number: W6M21311-13619-C-1
FCC ID: WKP-CDVW-01IP



6DB BANDWIDTH 802.11B CH06

Date: 8.JAN.2014 11:54:47

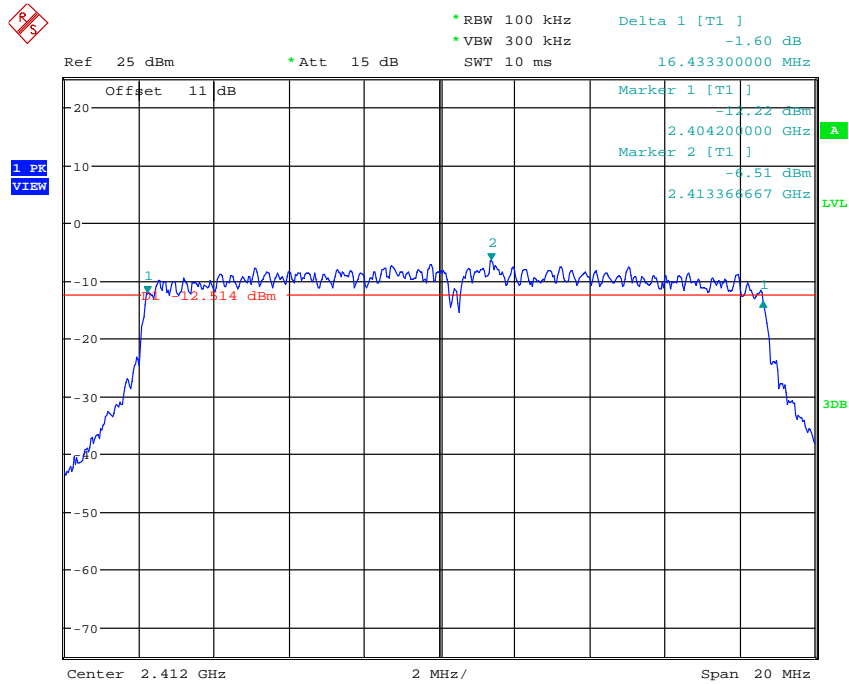


6DB BANDWIDTH 802.11B CH11

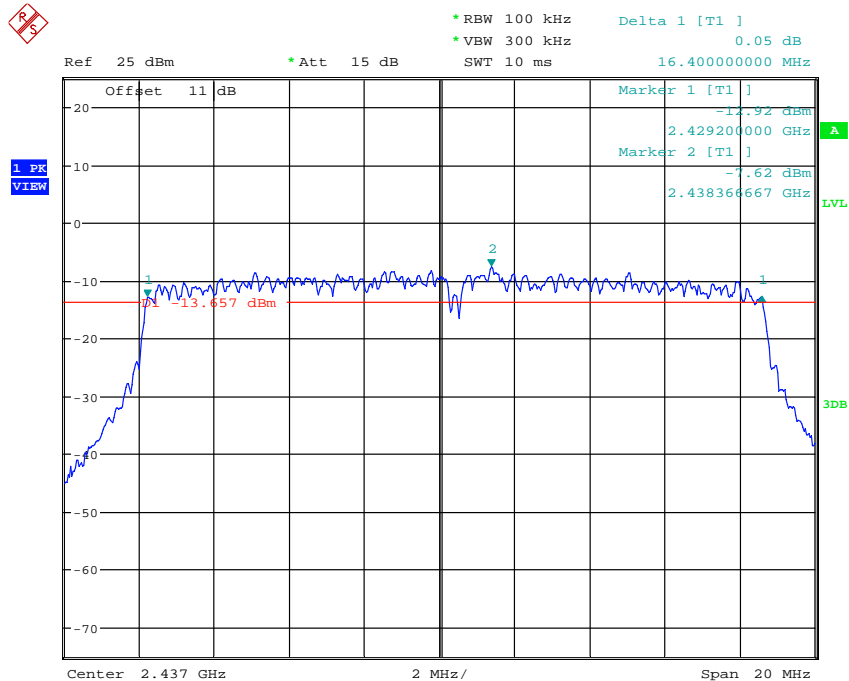
Date: 8.JAN.2014 11:55:53



Registration number: W6M21311-13619-C-1
FCC ID: WKP-CDVW-01IP



6DB BANDWIDTH 802.11G CH01
Date: 8.JAN.2014 11:56:39

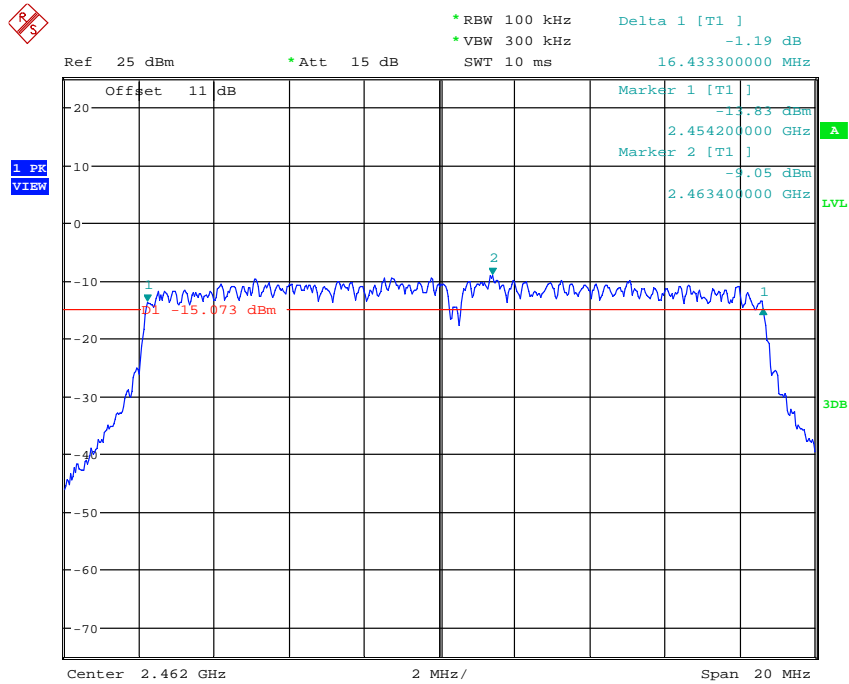


6DB BANDWIDTH 802.11G CH06
Date: 8.JAN.2014 11:57:17

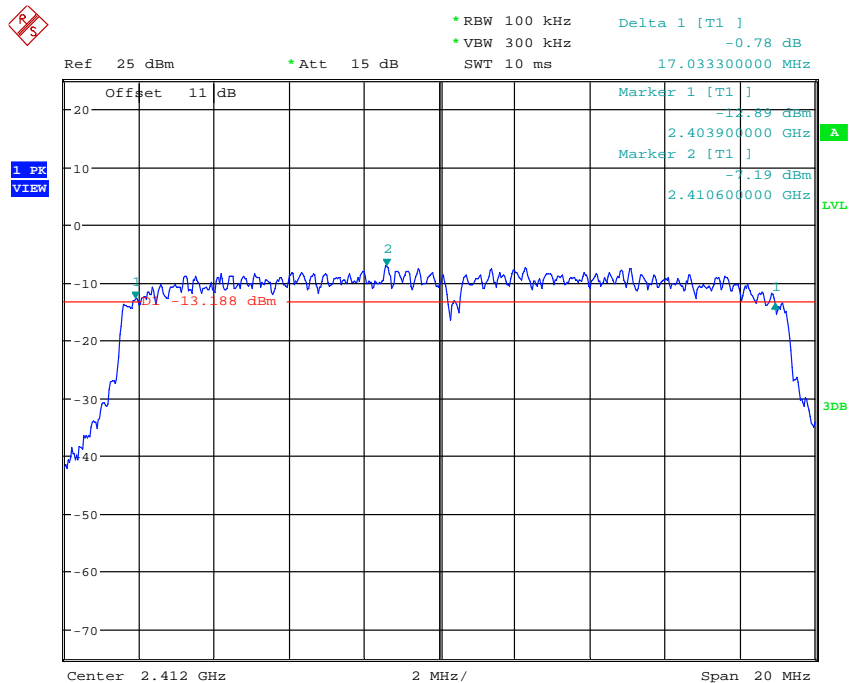


Worldwide Testing Services(Taiwan) Co., Ltd.

Registration number: W6M21311-13619-C-1
FCC ID: WKP-CDVW-01IP



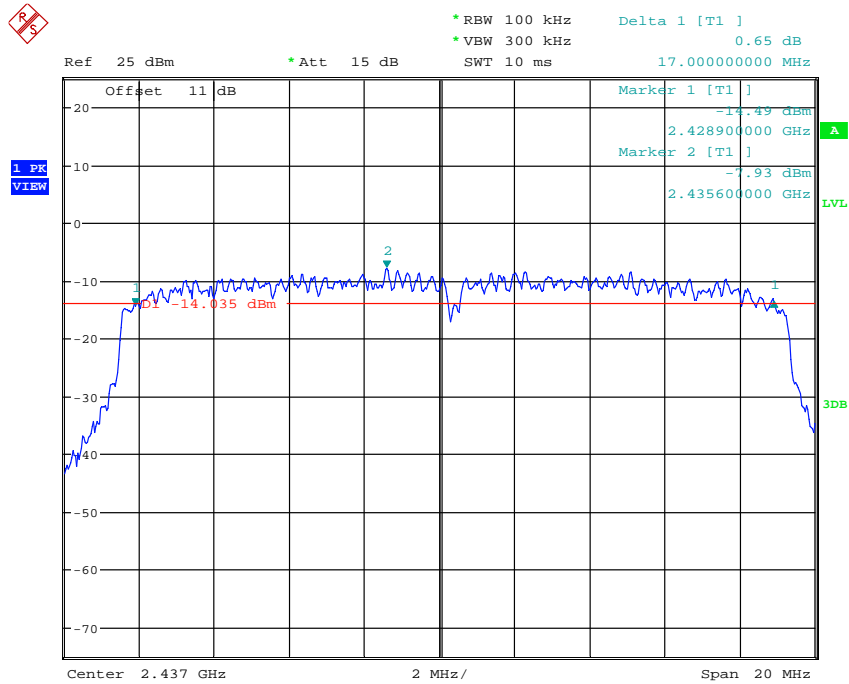
6DB BANDWIDTH 802.11G CH11
Date: 8.JAN.2014 11:57:47



6DB BANDWIDTH 802.11N 20MHZ CH01
Date: 8.JAN.2014 11:58:32

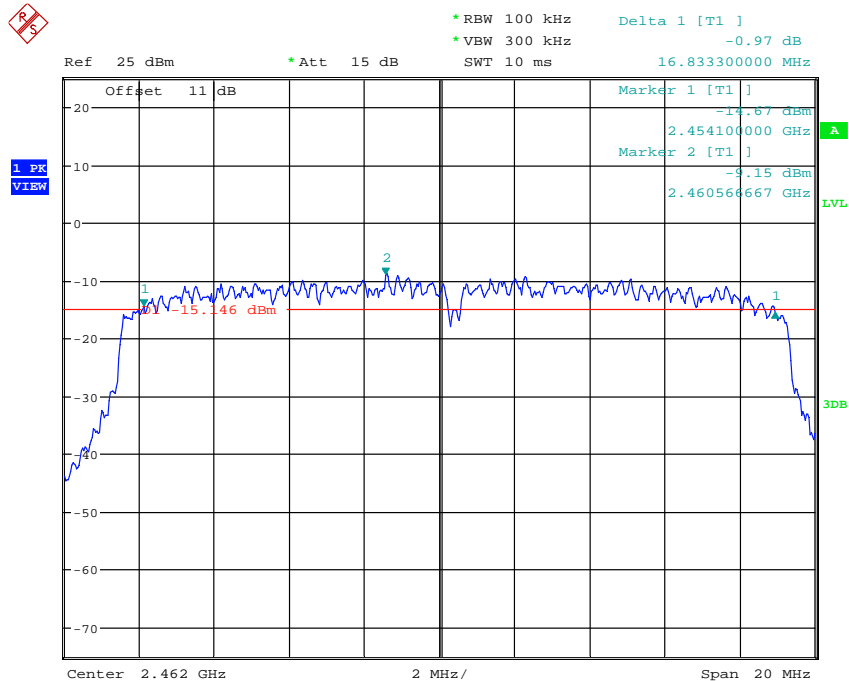


Registration number: W6M21311-13619-C-1
FCC ID: WKP-CDVW-01IP



6DB BANDWIDTH 802.11N 20MHZ CH06

Date: 8.JAN.2014 11:59:13

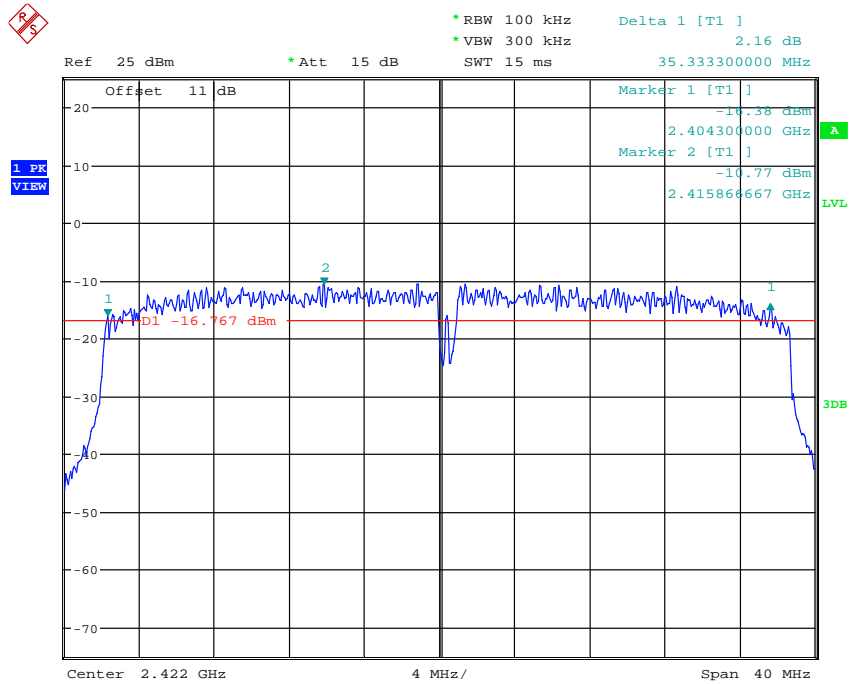


6DB BANDWIDTH 802.11N 20MHZ CH11

Date: 8.JAN.2014 11:59:44

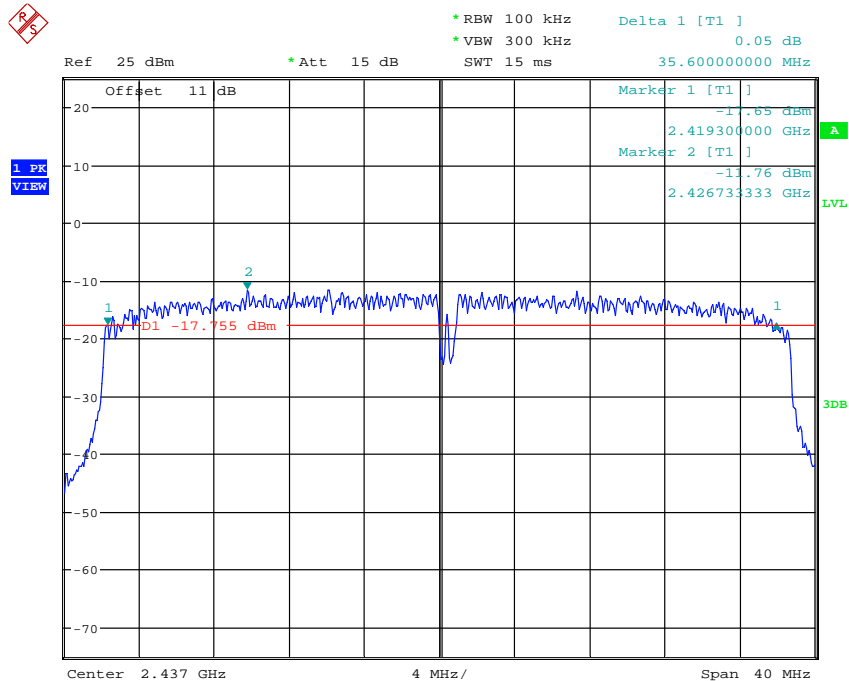


Registration number: W6M21311-13619-C-1
FCC ID: WKP-CDVW-01IP



6DB BANDWIDTH 802.11N 40MHZ CH01

Date: 8.JAN.2014 12:00:39

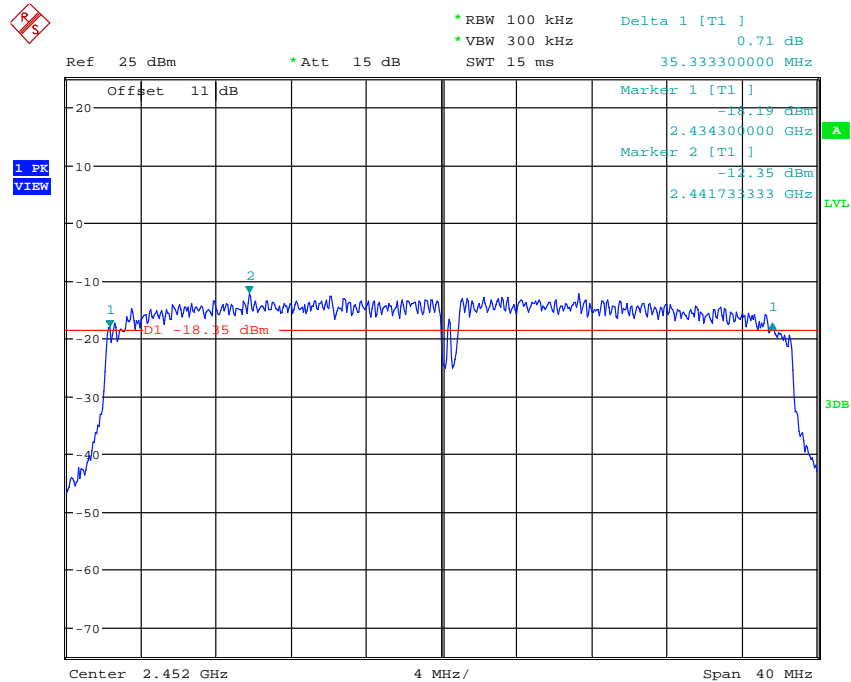


6DB BANDWIDTH 802.11N 40MHZ CH04

Date: 8.JAN.2014 12:01:19



Registration number: W6M21311-13619-C-1
FCC ID: WKP-CDVW-01IP



6DB BANDWIDTH 802.11N 40MHZ CH07
Date: 8.JAN.2014 12:01:57

Limits:

Frequency Range MHz	Limits
902-928	min 500 kHz
2400-2483.5	min 500 kHz
5725-5850	min 500 kHz

Test equipment used: ETSTW-RE 055, ETSTW-RE 050.



Registration number: W6M21311-13619-C-1
FCC ID: WKP-CDVW-011P

3.8 Peak Power Spectral Density

Peak Power Spectral density is a measured at low, middle and high channel.

The peak output power is measured with a measurement bandwidth of 10 MHz and displayed on diagram together with Peak Power Spectral Density result which was measured with a bandwidth of 3 kHz, appreciate frequency span and sweep time.

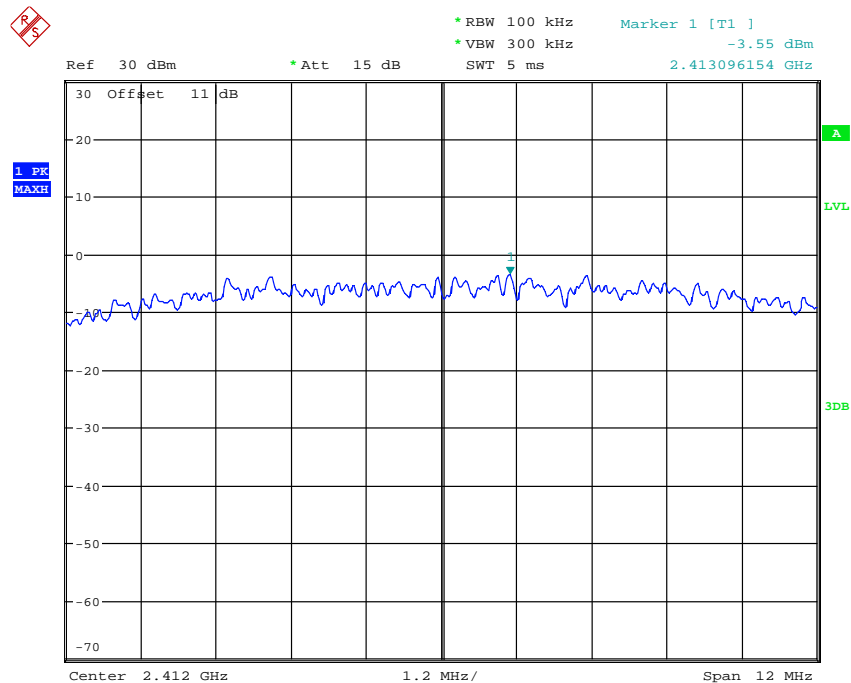
ANT 1	mW			dBm		
	Ch Low	Ch Mid	Ch High	Ch Low	Ch Mid	Ch High
802.11n 20MHz	0.11	0.09	0.07	-9.54	-10.40	-11.25
802.11n 40MHz	0.04	0.04	0.04	-13.75	-13.98	-14.53
ANT 2	mW			dBm		
	Ch Low	Ch Mid	Ch High	Ch Low	Ch Mid	Ch High
802.11n 20MHz	0.18	0.17	0.12	-7.44	-7.60	-9.06
802.11n 40MHz	0.06	0.07	0.05	-12.54	-11.42	-12.61
Combine	mW			dBm		
	Ch Low	Ch Mid	Ch High	Ch Low	Ch Mid	Ch High
802.11n 20MHz	0.29	0.26	0.19	-5.38	-5.85	-7.21
802.11n 40MHz	0.10	0.11	0.09	-10.00	-9.59	-10.46



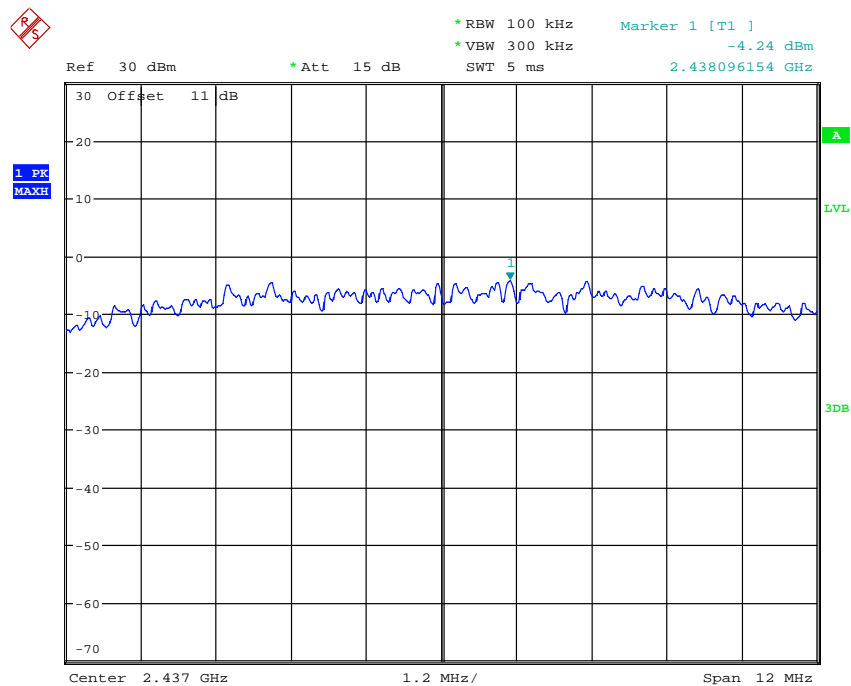
Registration number: W6M21311-13619-C-1

FCC ID: WKP-CDVW-01IP

ANT 1



POWER DNESITY 802.11B CH1
Date: 8.JAN.2014 12:38:30

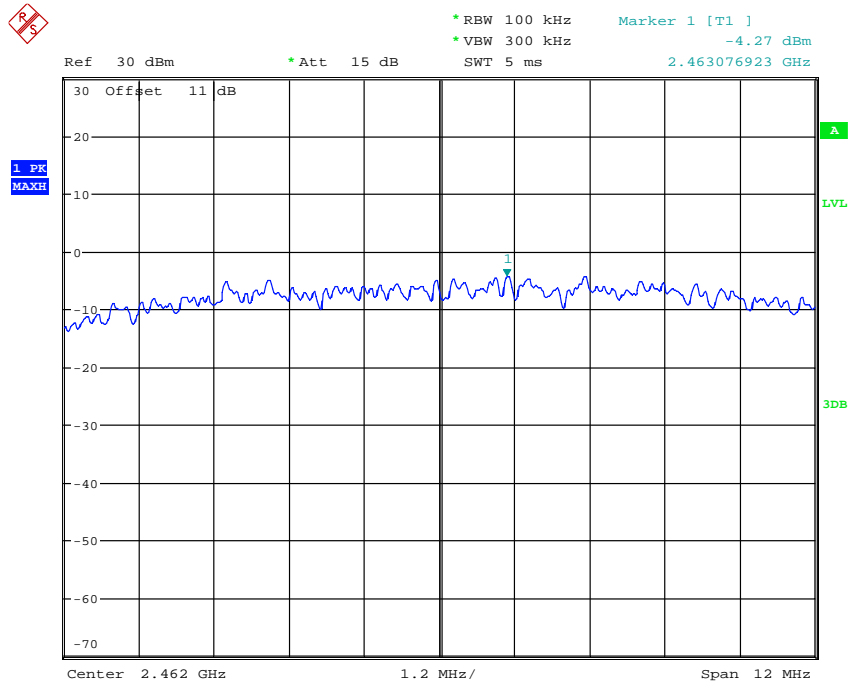


POWER DNESITY 802.11B CH6
Date: 8.JAN.2014 12:39:25



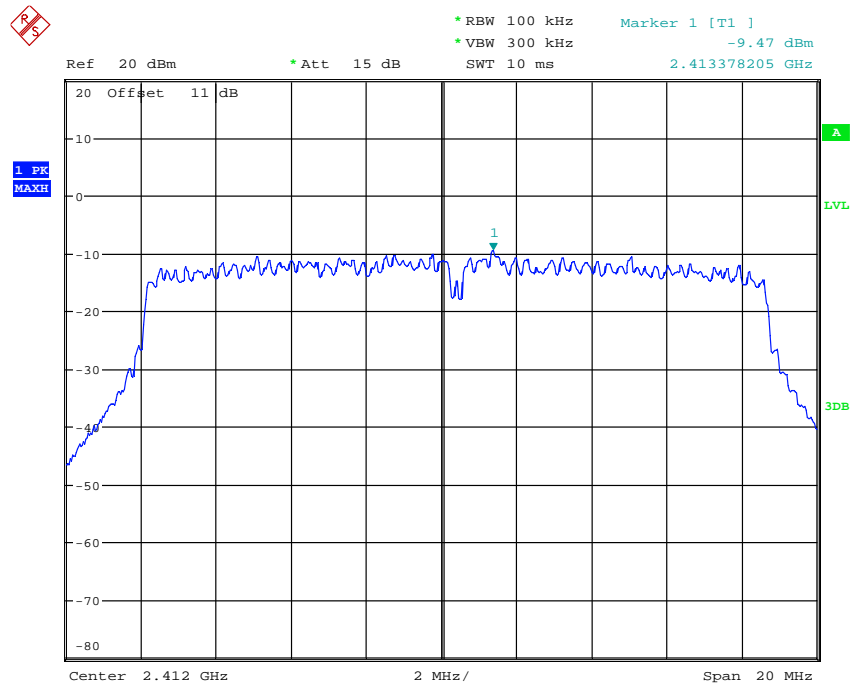
Registration number: W6M21311-13619-C-1

FCC ID: WKP-CDVW-01IP



POWER DENSITY 802.11B CH11

Date: 8.JAN.2014 12:40:07



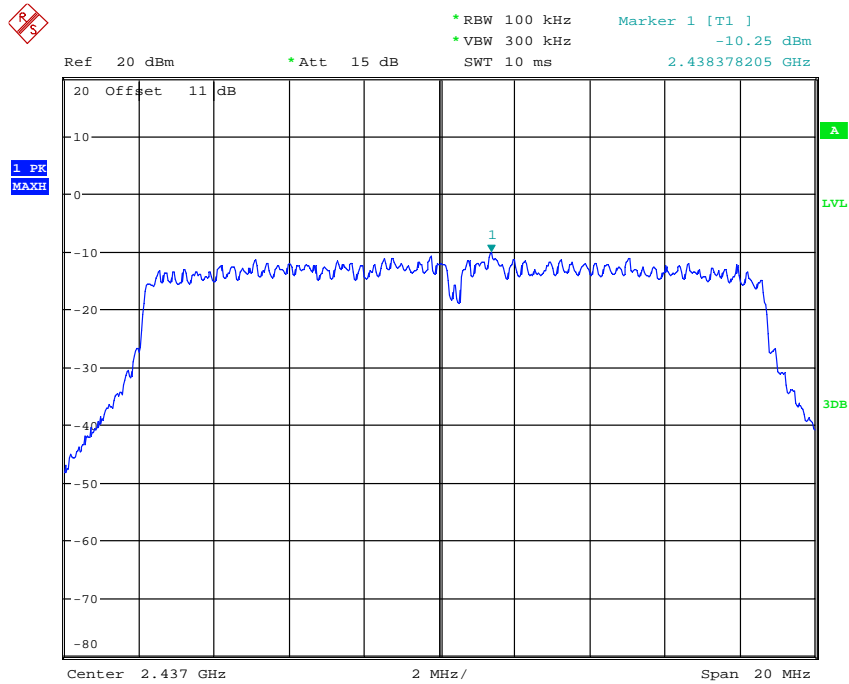
POWER DENSITY 802.11G CH1

Date: 8.JAN.2014 12:43:41

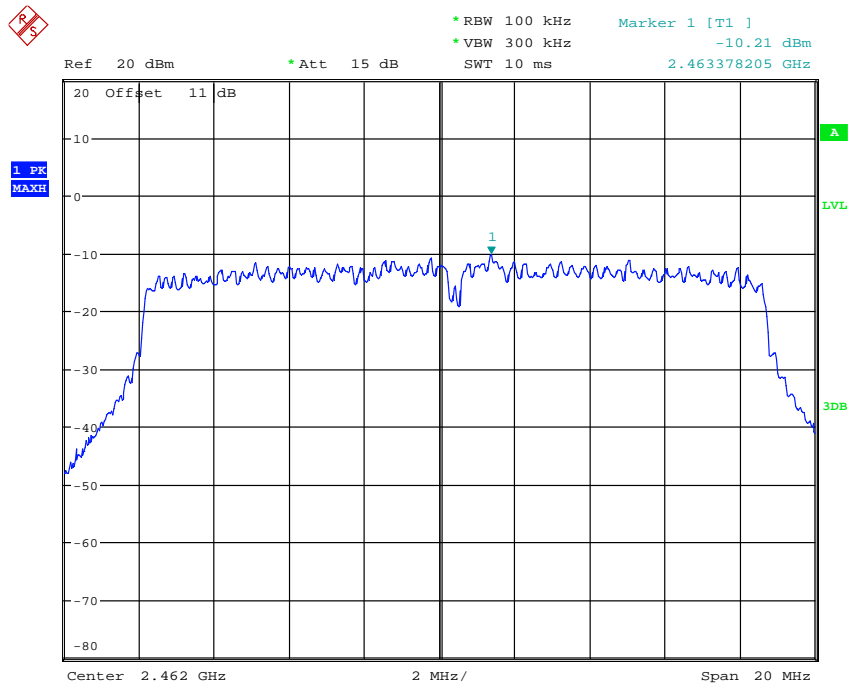


Worldwide Testing Services(Taiwan) Co., Ltd.

Registration number: W6M21311-13619-C-1
FCC ID: WKP-CDVW-01IP



POWER DNESITY 802.11G CH6
Date: 8.JAN.2014 12:44:18



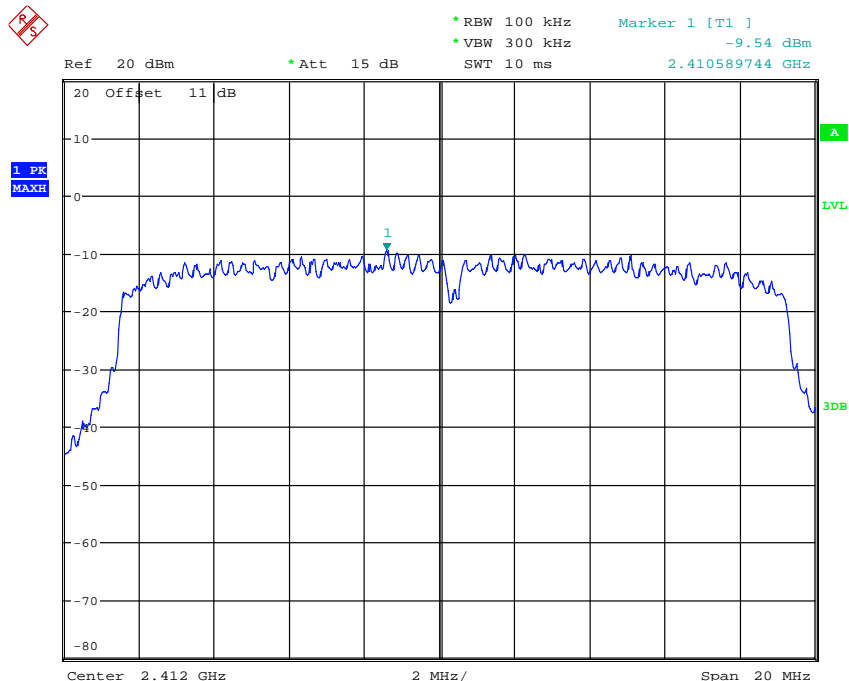
POWER DNESITY 802.11G CH11
Date: 8.JAN.2014 12:44:45



Worldwide Testing Services(Taiwan) Co., Ltd.

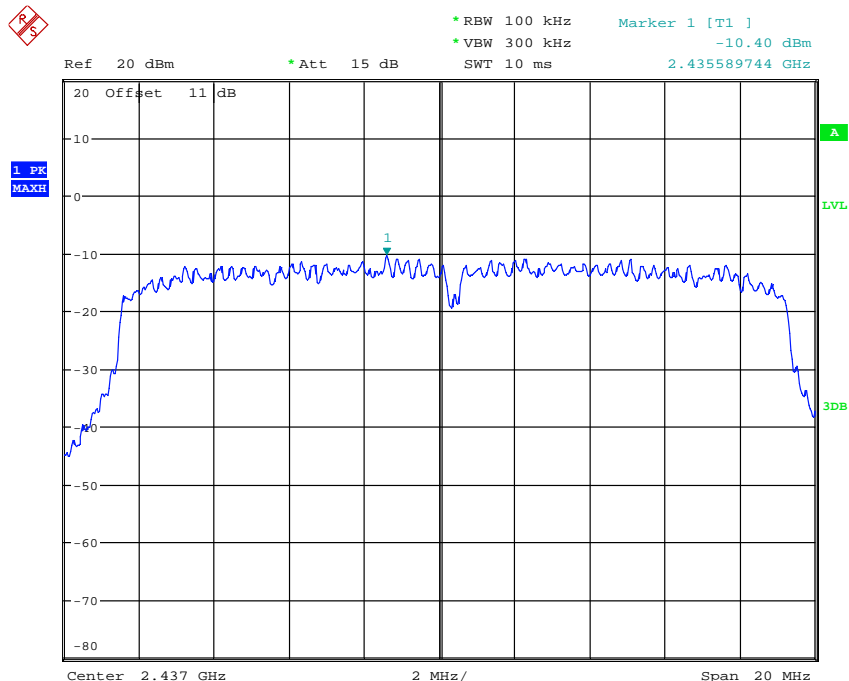
Registration number: W6M21311-13619-C-1

FCC ID: WKP-CDVW-01IP



POWER DNESITY 802.11N 20MHZ CH1

Date: 8.JAN.2014 12:49:26

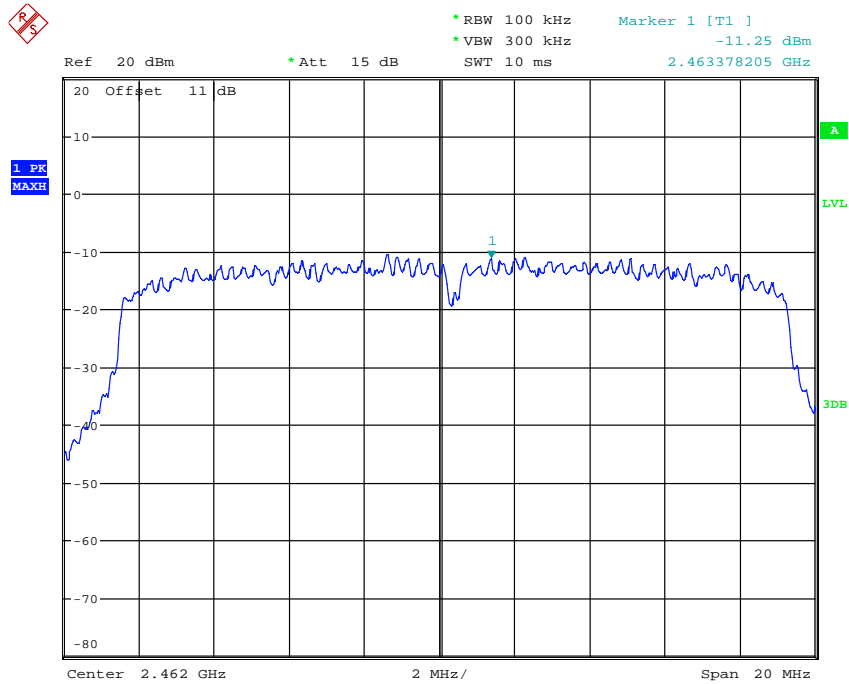


POWER DNESITY 802.11N 20MHZ CH6

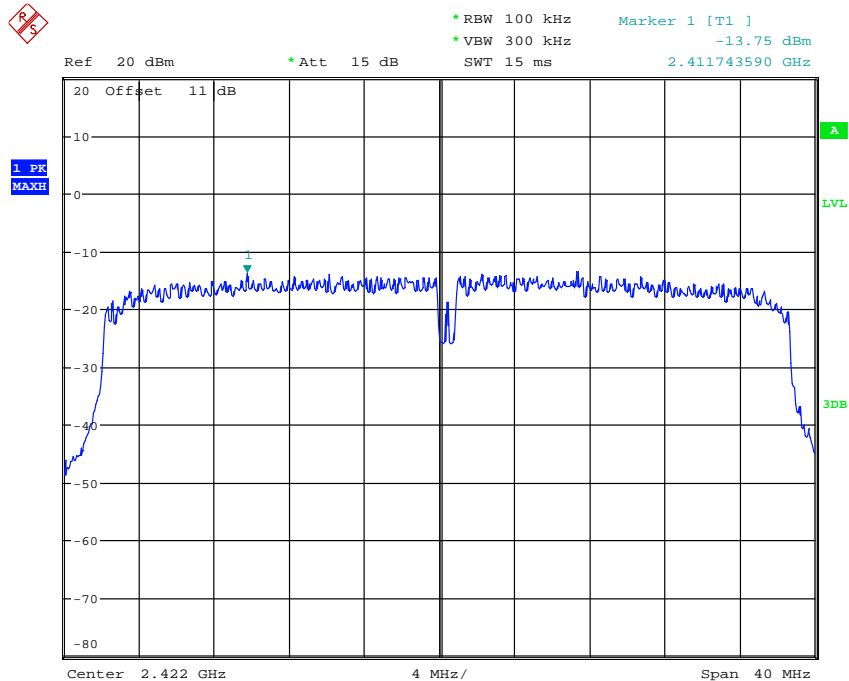
Date: 8.JAN.2014 12:48:39



Registration number: W6M21311-13619-C-1
FCC ID: WKP-CDVW-01IP



POWER DNESITY 802.11N 20MHZ CH11
Date: 8.JAN.2014 12:47:55

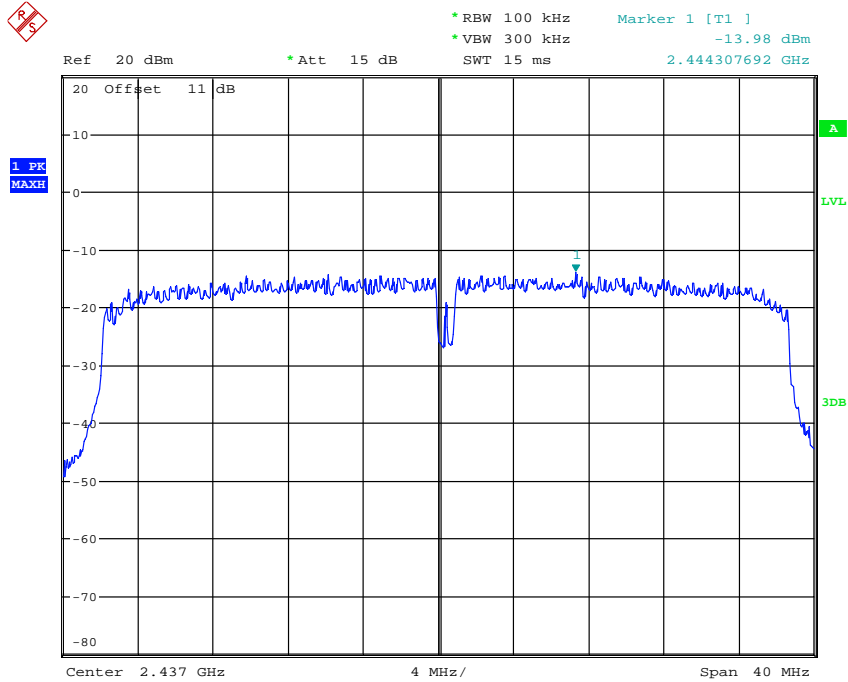


POWER DNESITY 802.11N 40MHZ CH1
Date: 8.JAN.2014 12:50:28

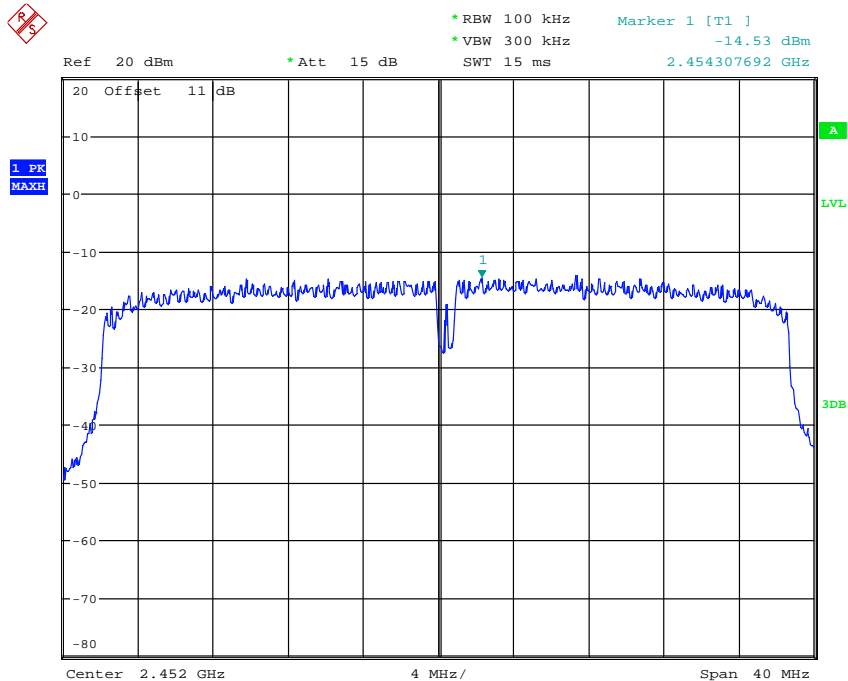


Worldwide Testing Services(Taiwan) Co., Ltd.

Registration number: W6M21311-13619-C-1
FCC ID: WKP-CDVW-01IP



POWER DNESITY 802.11N 40MHZ CH4
Date: 8.JAN.2014 12:51:05



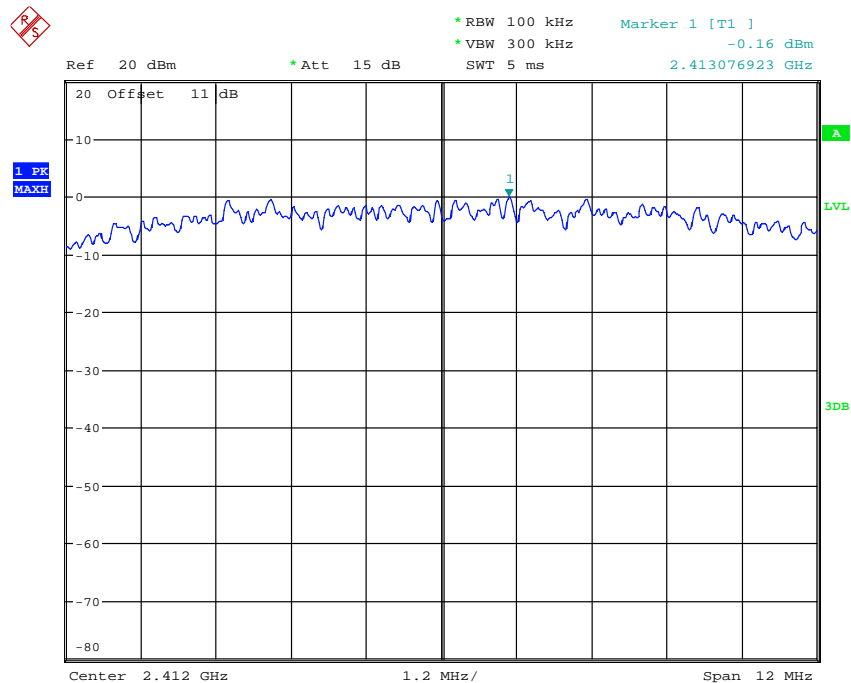
POWER DNESITY 802.11N 40MHZ CH7
Date: 8.JAN.2014 12:51:41



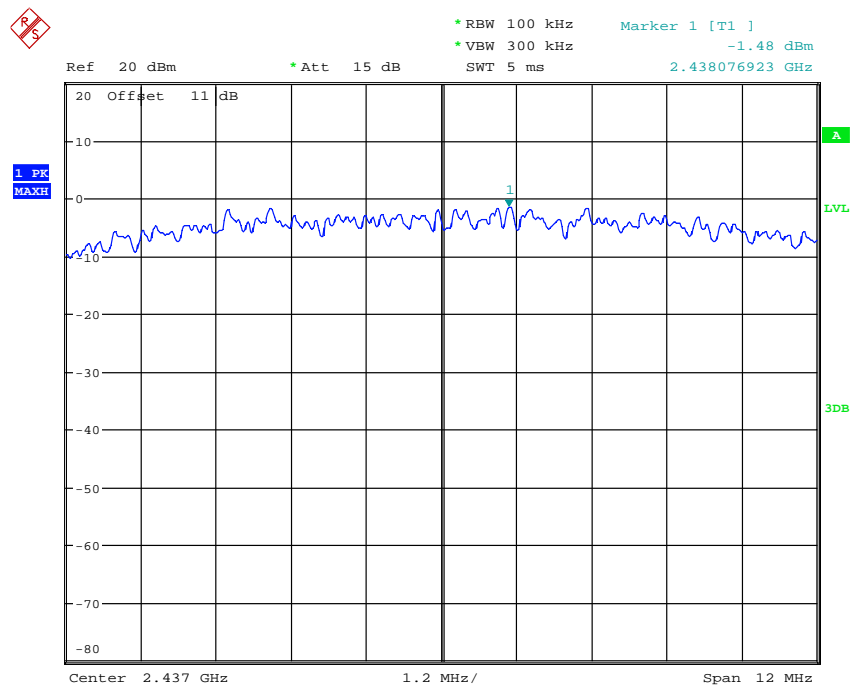
Registration number: W6M21311-13619-C-1

FCC ID: WKP-CDVW-01IP

ANT 2



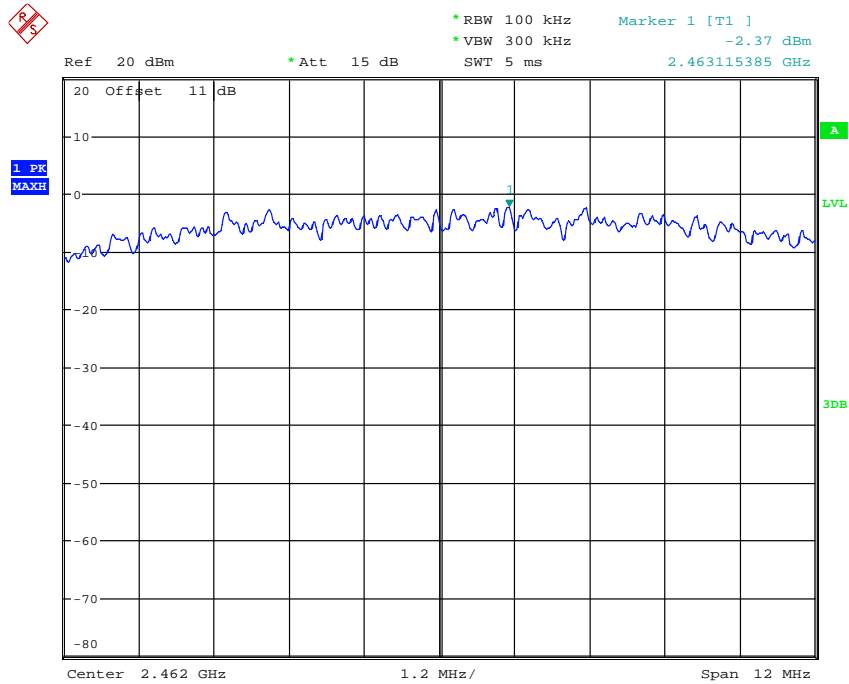
POWER DNESITY 802.11B CH1
Date: 8.JAN.2014 13:02:43



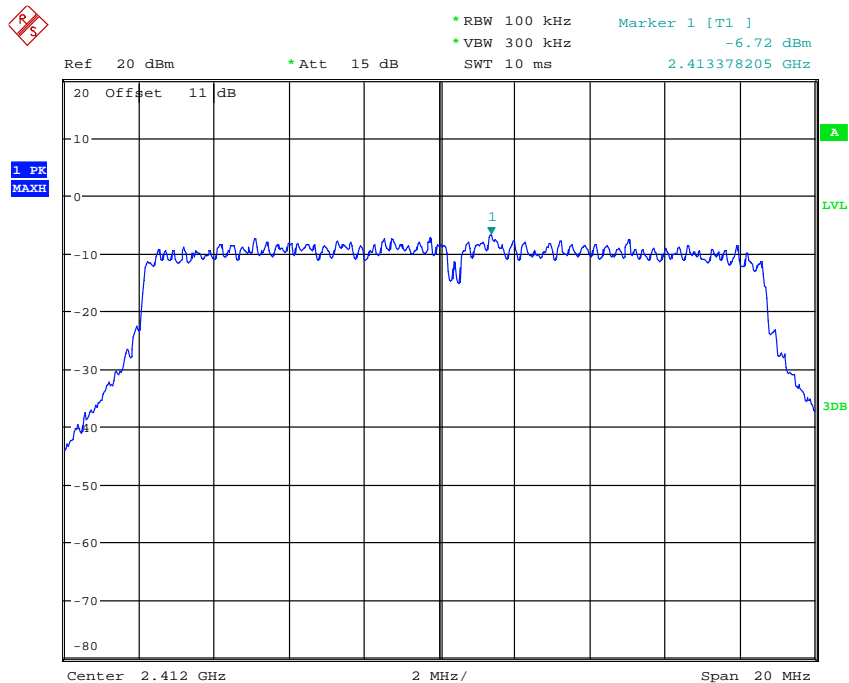
POWER DNESITY 802.11B CH6
Date: 8.JAN.2014 13:03:20



Registration number: W6M21311-13619-C-1
FCC ID: WKP-CDVW-01IP



POWER DNESITY 802.11B CH11
Date: 8.JAN.2014 13:03:48

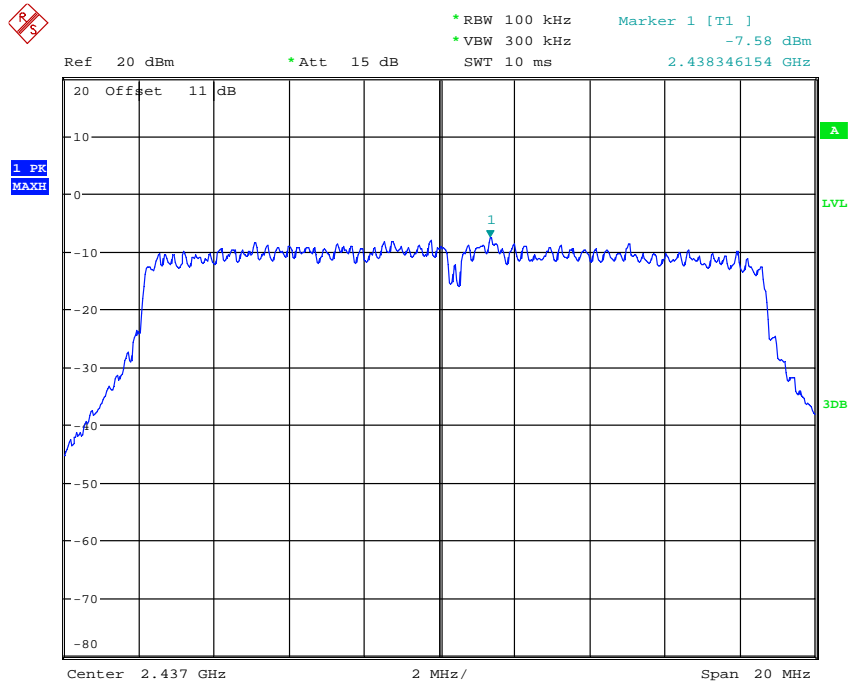


POWER DNESITY 802.11G CH1
Date: 8.JAN.2014 13:01:48

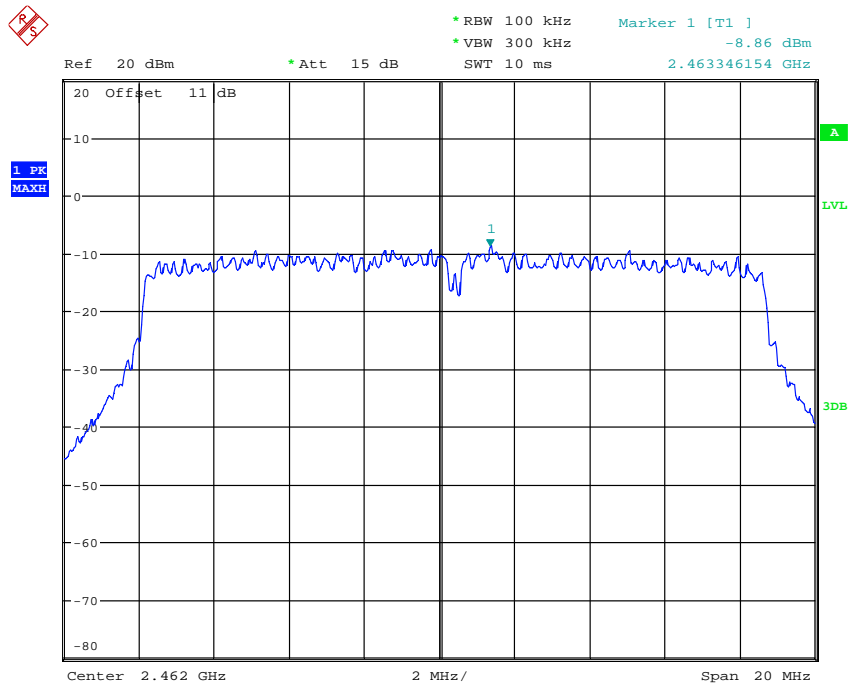


Registration number: W6M21311-13619-C-1

FCC ID: WKP-CDVW-01IP



POWER DNESITY 802.11G CH6
Date: 8.JAN.2014 13:01:12

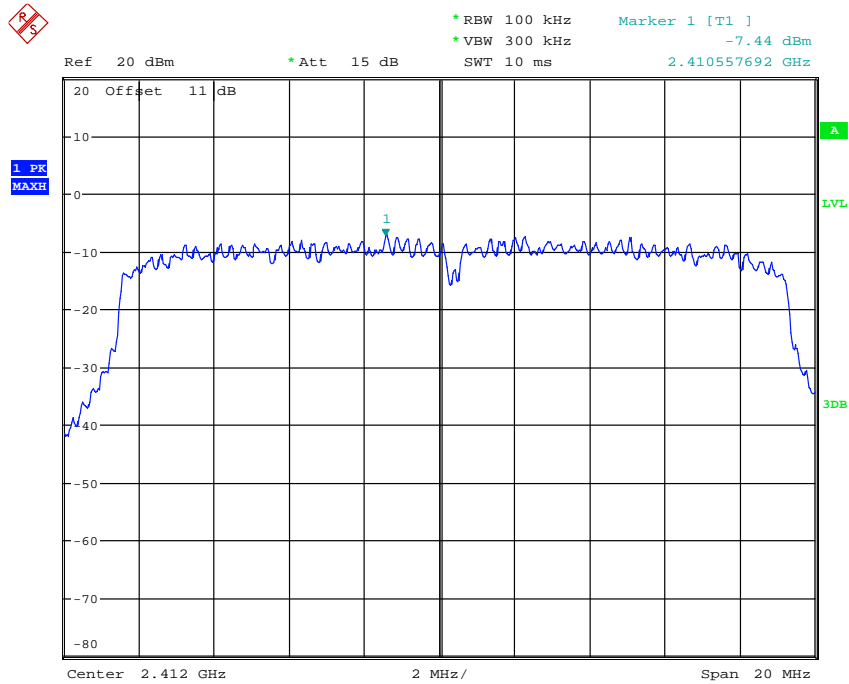


POWER DNESITY 802.11G CH11
Date: 8.JAN.2014 13:00:42



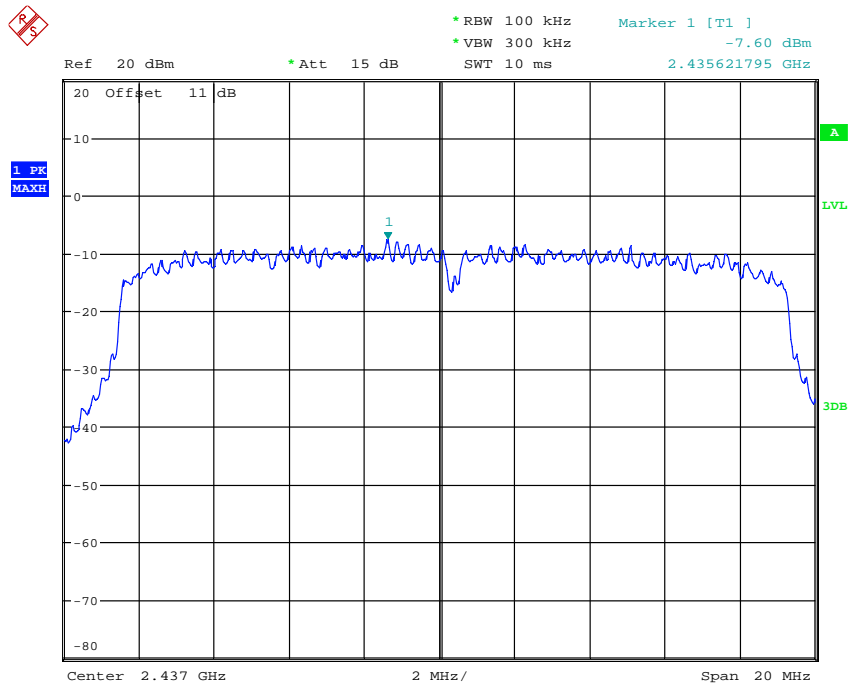
Registration number: W6M21311-13619-C-1

FCC ID: WKP-CDVW-01IP



POWER DNESITY 802.11N 20MHZ CH1

Date: 8.JAN.2014 12:58:46



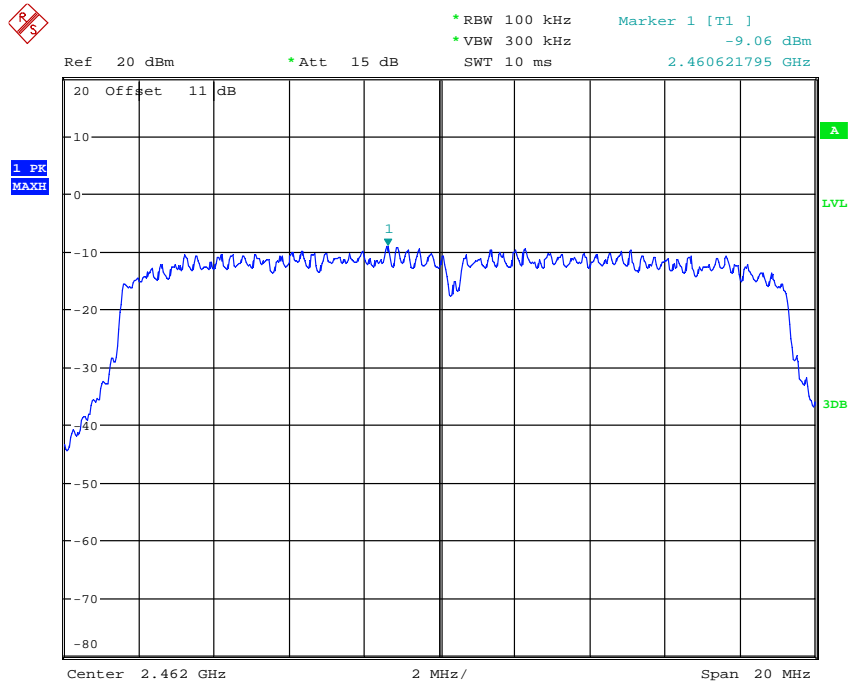
POWER DNESITY 802.11N 20MHZ CH6

Date: 8.JAN.2014 12:59:16

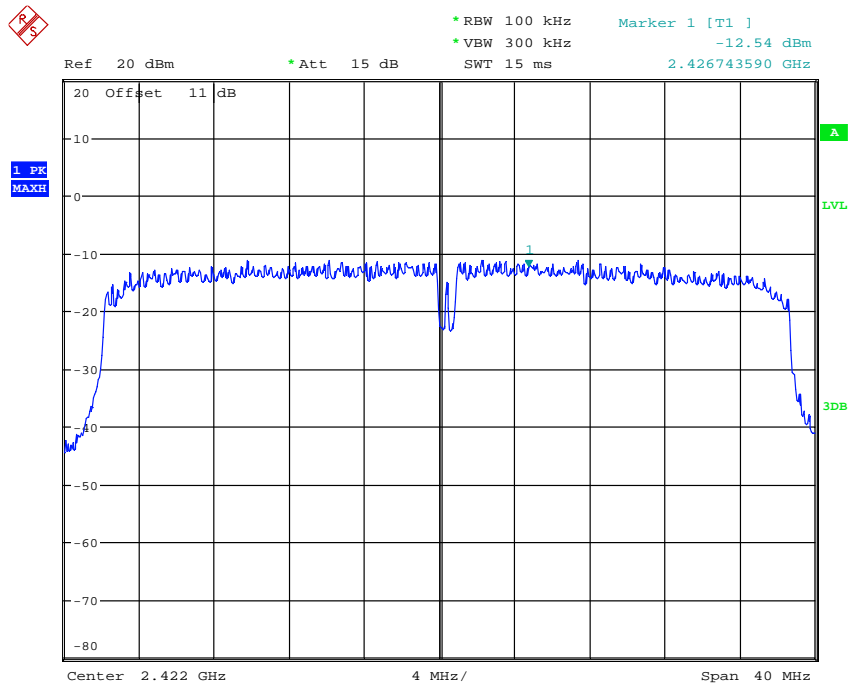


Worldwide Testing Services(Taiwan) Co., Ltd.


Registration number: W6M21311-13619-C-1
FCC ID: WKP-CDVW-01IP



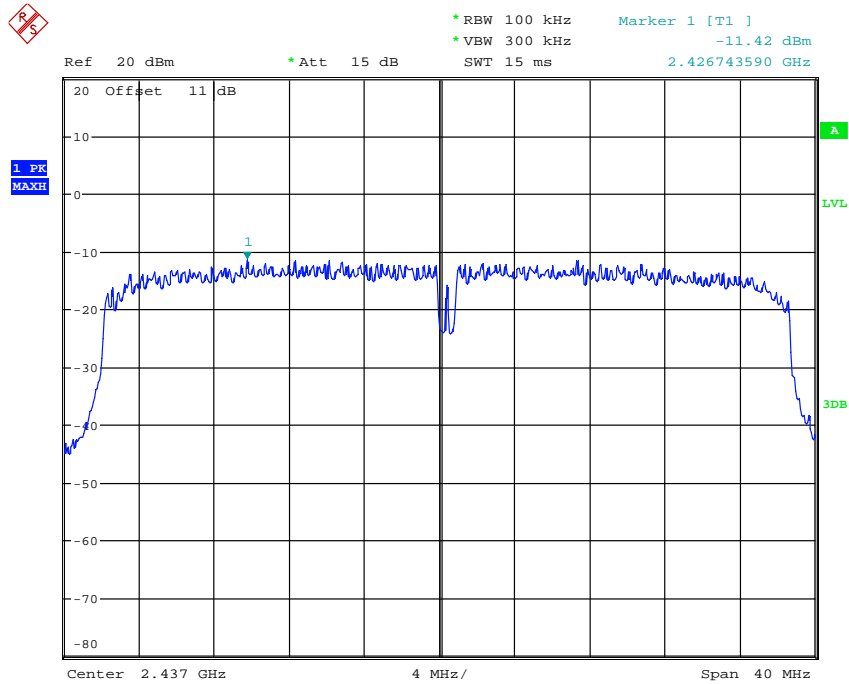
POWER DNESITY 802.11N 20MHZ CH11
Date: 8.JAN.2014 12:59:58



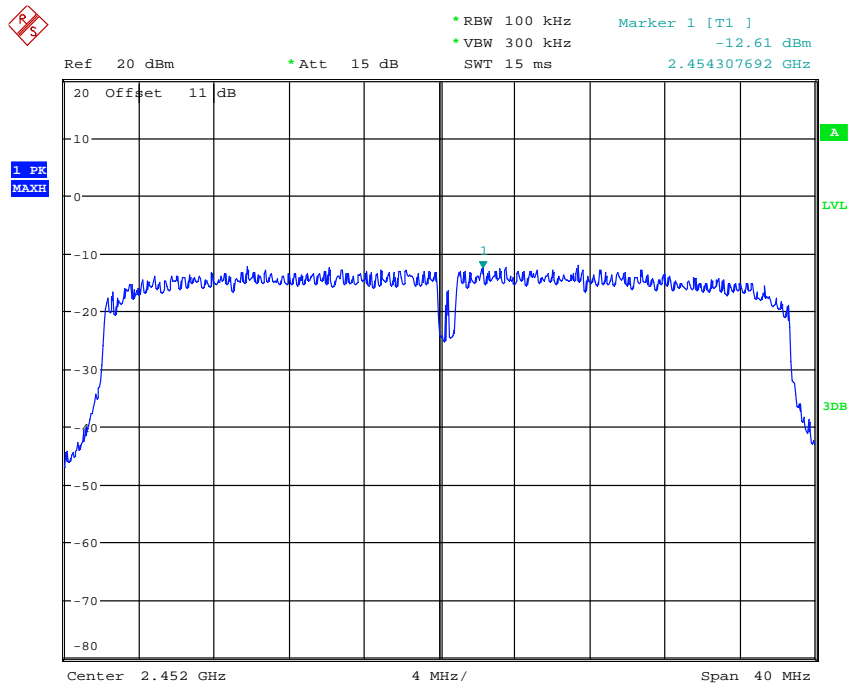
POWER DNESITY 802.11N 40MHZ CH1
Date: 8.JAN.2014 12:57:56



Registration number: W6M21311-13619-C-1
FCC ID: WKP-CDVW-01IP



POWER DNESITY 802.11N 40MHZ CH4
Date: 8.JAN.2014 12:57:06



POWER DNESITY 802.11N 40MHZ CH7
Date: 8.JAN.2014 12:56:18



Registration number: W6M21311-13619-C-1
FCC ID: WKP-CDVW-011P

Limits:

Frequency Range MHz	dBm
902-928	8
2400-2483.5	8
5725-5850	8

Test equipment used: ETSTW-RE 055, ETSTW-RE 050



Registration number: W6M21311-13619-C-1

FCC ID: WKP-CDVW-011P

3.9 Radiated Emission from Digital Part


FCC Rule: 15.109

Except for Class A digital devices, the field strength of radiated emissions from unintentional radiators at a distance of 3 meters shall not exceed the following values:

Frequency of Emission (MHz)	Field Strength (microvolts/meter)	Field Strength (dBmicrovolts/meter)
30 – 88	100	40.0
88 – 216	150	43.5
216 – 960	200	46.0
Above 960	500	54.0

Test equipment used: ETSTW-RE 055, ETSTW-RE 064, ETSTW-RE 004, ETSTW-RE 030
ETSTW-RE 111

Explanation: The test results are listed in the separated test report no.: W6M21311-13619-P-15B.



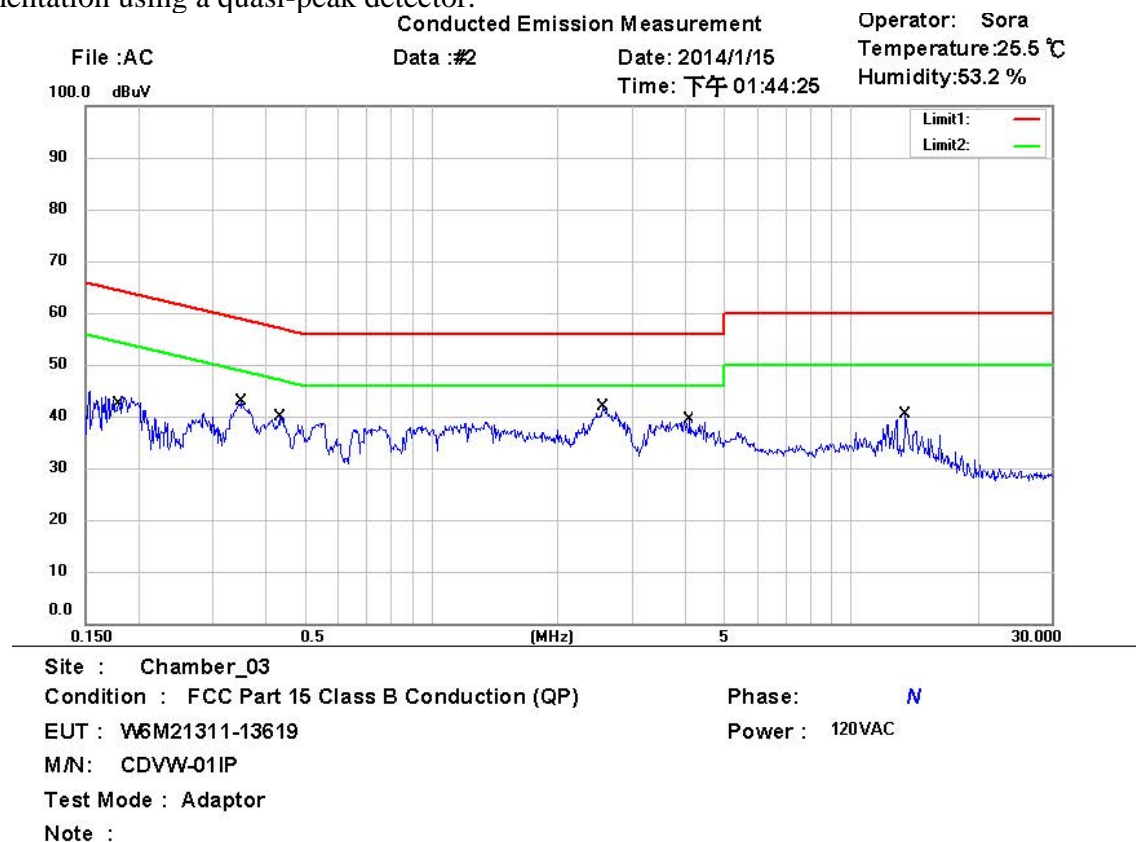
Registration number: W6M21311-13619-C-1

FCC ID: WKP-CDVW-01IP


3.10 Power Line Conducted Emission

For an intentional radiator which is designed to be connected to the public utility (AC) power line, the radio frequency voltage that is conducted back onto the AC line on any frequency or frequencies within the band 150 kHz to 30 MHz shall not exceed the limits in the table bellows with this provision shall be based on the measurement of the radio frequency voltage between each power line and ground at the power terminals.

This measurement was transact first with instrumentation using an average and peak detector and a 10 kHz bandwidth. If the peak detector achieves a calculated level, the measurement is repeated by an instrumentation using a quasi-peak detector.



Mk.	Frequency (MHz)	Reading (dBuV)	Detector	Corrected factor (dB)	Result (dBuV)	Limit (dBuV)	Margin (dB)	Comment
	0.1775	23.00	QP	9.65	32.65	64.60	-31.95	
	0.1775	13.07	AVG	9.65	22.72	54.60	-31.88	
	0.3494	30.28	QP	9.66	39.94	58.98	-19.04	
	0.3494	20.71	AVG	9.66	30.37	48.98	-18.61	
	0.4352	25.46	QP	9.58	35.04	57.15	-22.11	
	0.4352	13.82	AVG	9.58	23.40	47.15	-23.75	
	2.5336	26.68	QP	9.73	36.41	56.00	-19.59	
	2.5336	17.15	AVG	9.73	26.88	46.00	-19.12	
	4.1002	21.76	QP	9.81	31.57	56.00	-24.43	
	4.1002	13.42	AVG	9.81	23.23	46.00	-22.77	
	13.4201	27.81	QP	10.05	37.86	60.00	-22.14	
*	13.4201	22.67	AVG	10.05	32.72	50.00	-17.28	



Worldwide Testing Services(Taiwan) Co., Ltd.

Registration number: W6M21311-13619-C-1

FCC ID: WKP-CDVW-01IP

Conducted Emission Measurement

Operator: Sora

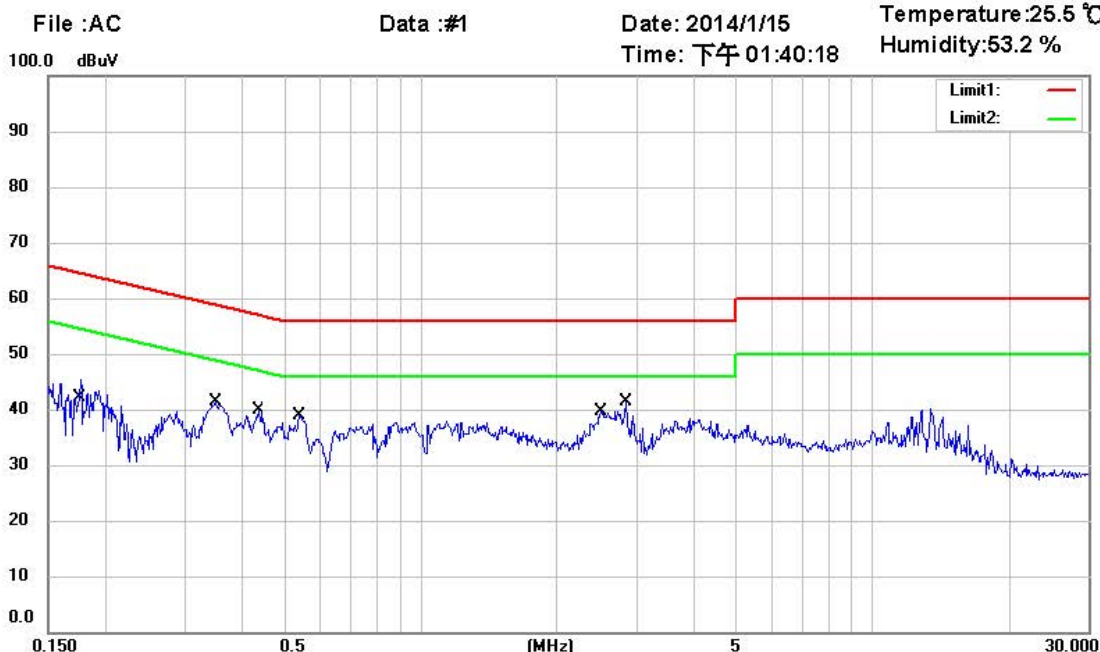
Data :#1

Date: 2014/1/15

Temperature: 25.5 °C

Time: 下午 01:40:18

Humidity: 53.2 %



Site : Chamber_03

Condition : FCC Part 15 Class B Conduction (QP)

Phase: L1

EUT : W6M21311-13619

Power : 120VAC

M/N: CDVW-01IP

Test Mode : Adaptor

Note :

Mk.	Frequency (MHz)	Reading (dBuV)	Detector	Corrected factor(dB)	Result (dBuV)	Limit (dBuV)	Margin (dB)	Comment
	0.1733	20.96	QP	9.65	30.61	64.80	-34.19	
	0.1733	7.83	AVG	9.65	17.48	54.80	-37.32	
	0.3490	28.95	QP	9.65	38.60	58.99	-20.39	
*	0.3490	19.73	AVG	9.65	29.38	48.99	-19.61	
	0.4418	24.70	QP	9.55	34.25	57.03	-22.78	
	0.4418	13.51	AVG	9.55	23.06	47.03	-23.97	
	0.5395	25.74	QP	9.66	35.40	56.00	-20.60	
	0.5395	13.67	AVG	9.66	23.33	46.00	-22.67	
	2.4946	23.91	QP	9.73	33.64	56.00	-22.36	
	2.4946	15.02	AVG	9.73	24.75	46.00	-21.25	
	2.8207	22.34	QP	9.74	32.08	56.00	-23.92	
	2.8207	13.58	AVG	9.74	23.32	46.00	-22.68	

Note: 1. The formula of measured value as: Test Result = Reading + Correction Factor

2. The Correction Factor = Cable Loss + LISN Insertion Loss + Pulse Limit Loss

3. Detector function in the form : PK = Peak, QP = Quasi Peak, AV = Average

4. All not in the table noted test results are more than 20 dB below the relevant limits.

5. Measurement uncertainty = ± 1.41 dB; Reported uncertainties represent expanded uncertainties expressed at approximately the 95% confidence level using a coverage factor of $k = 2$.

6. Up Line: QP Limit Line, Down Line: Ave Limit Line.




Registration number: W6M21311-13619-C-1
FCC ID: WKP-CDVW-011P

Limits:

Frequency of Emission (MHz)	Conducted Limit (dBuV)	
	Quasi Peak	Average
0.15-0.5 0.5-5 5-30	66 to 56	56 to 46
	56	46
	60	50

Test equipment used: ETSTW-CE 001, ETSTW-CE 016, ETSTW-CE 006, ETSTW-RE 045



Registration number: W6M21311-13619-C-1
FCC ID: WKP-CDVW-011P

Appendix

Measurement diagrams

Spurious Emissions radiated



Worldwide Testing Services(Taiwan) Co., Ltd.

Registration number: W6M21311-13619-C-1

FCC ID: WKP-CDVW-01IP

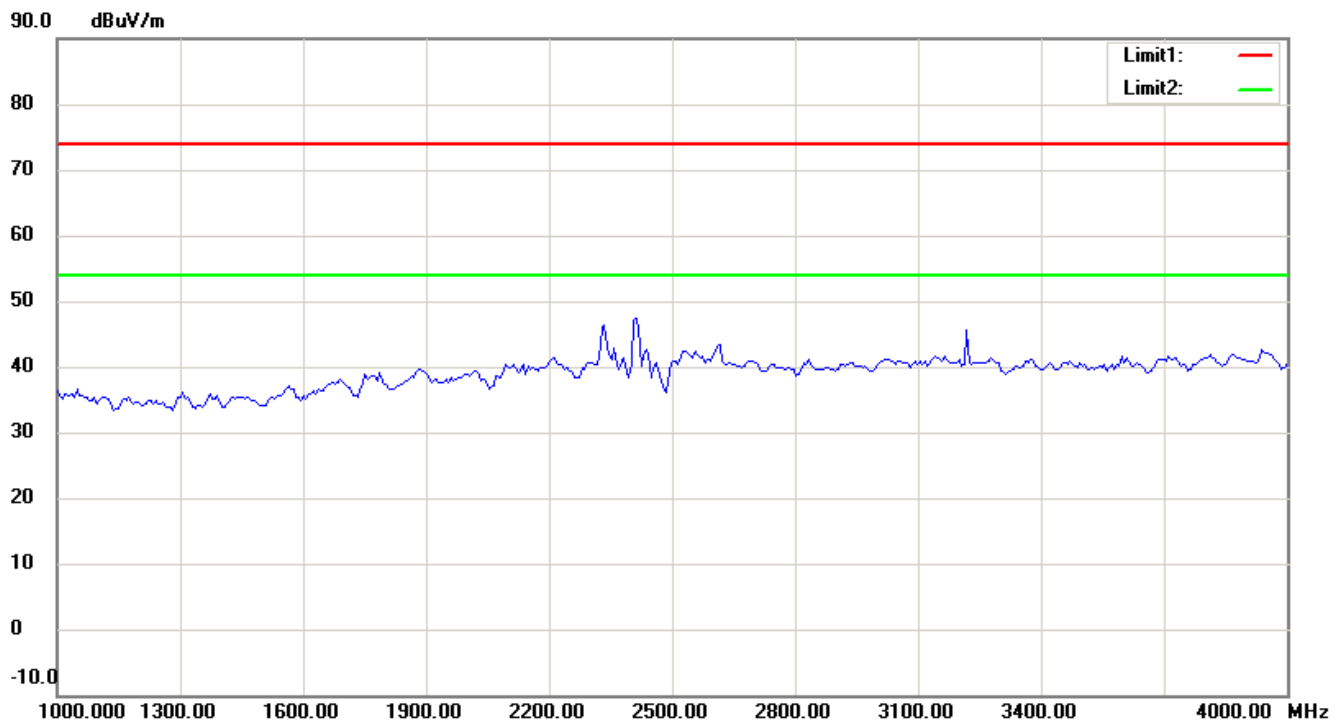
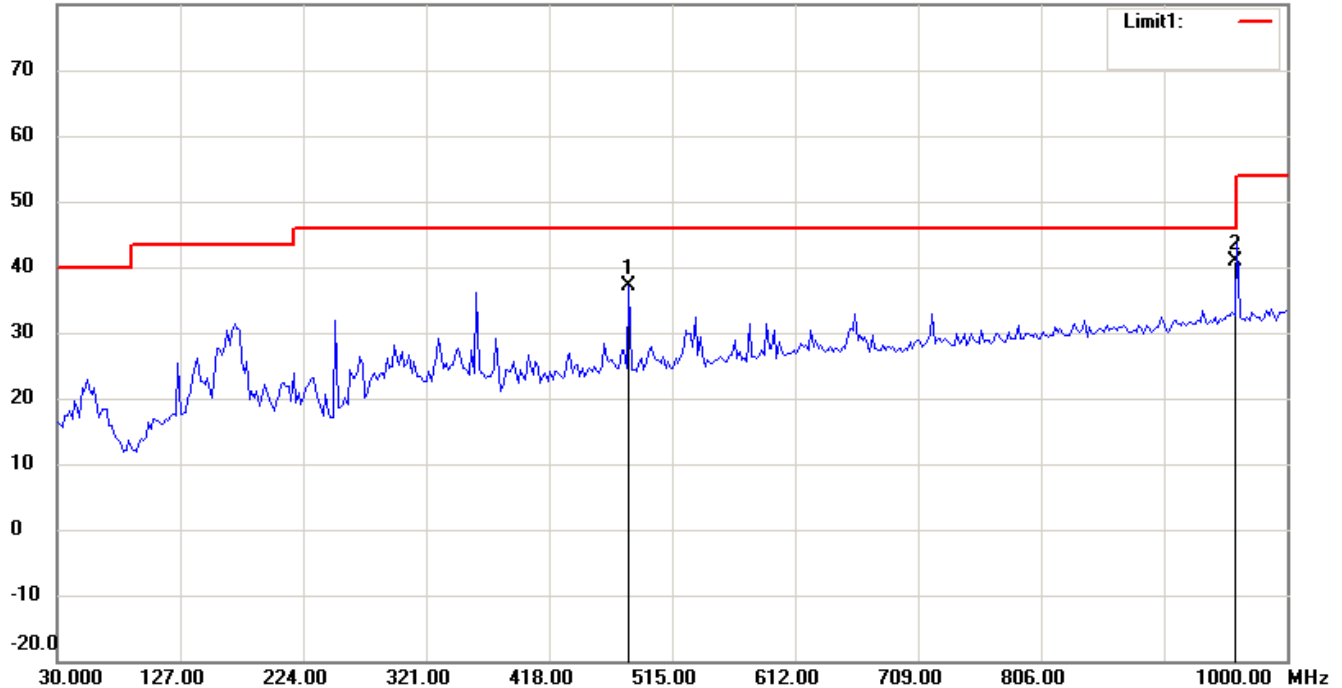
Spurious Emissions radiated

ANT 1

802.11b_CH1

Antenna Polarization H

80.0 dBuV/m



Up Line: Peak Limit Line Down Line: Ave Limit Line

Note:

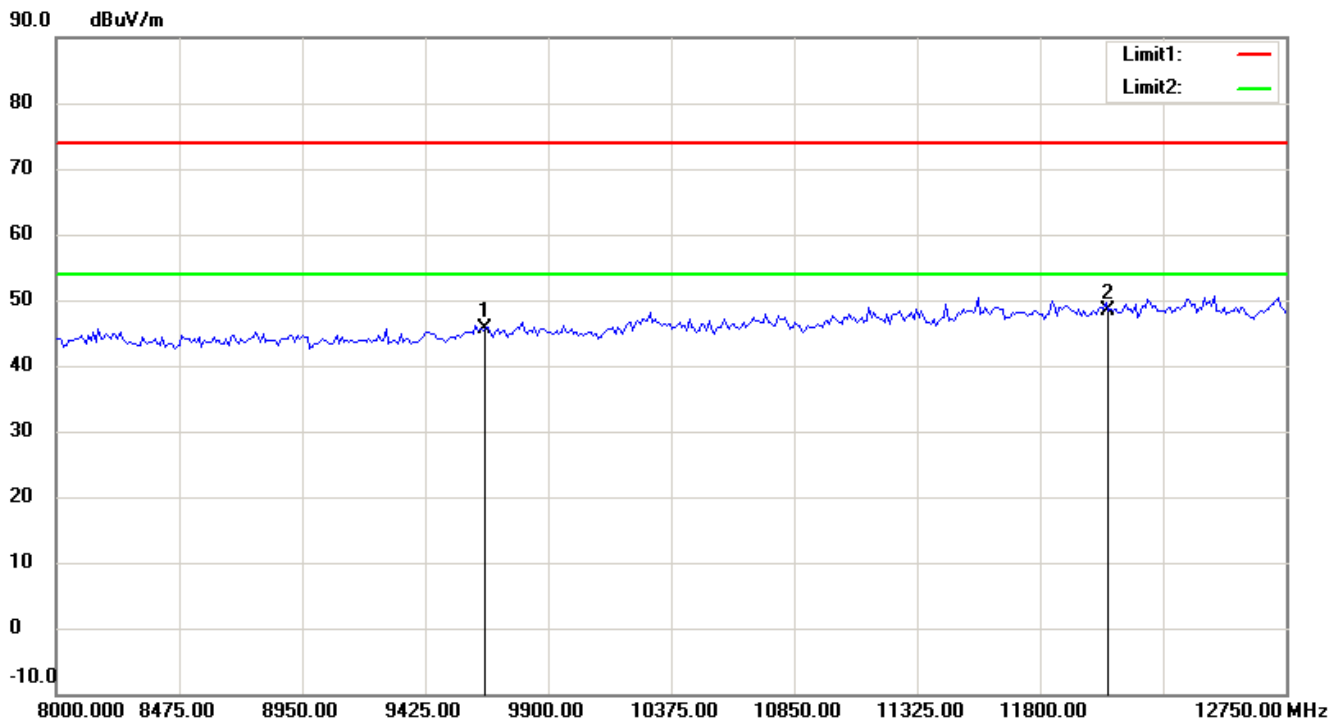
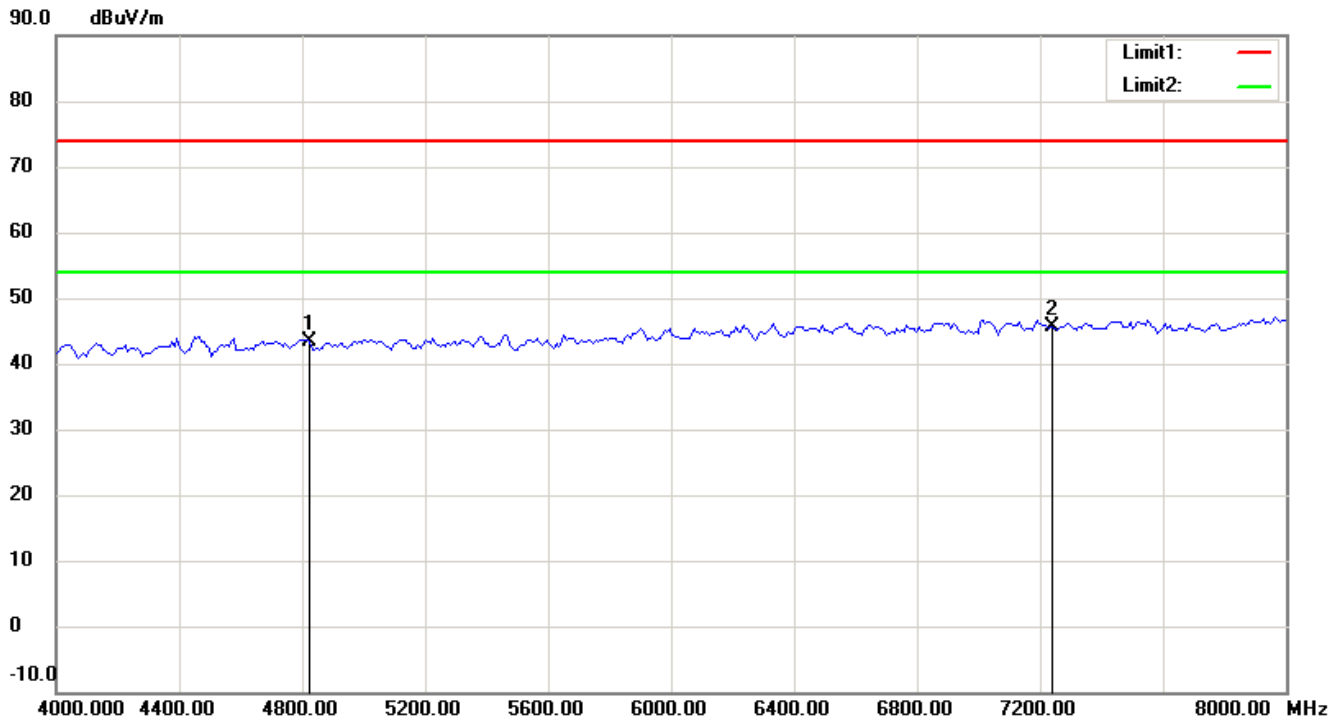
1. The attached measurement plots are preliminarily pre-scanned with peak detector for determining the final checking frequencies and are for reference only.
2. The some frequencies may exceed the limit line without the specified detectors, but that cannot present the results are failed to the specification of test standard.
3. For corrected test results are listed in the relevant table of radiated test data of this test report.



Worldwide Testing Services(Taiwan) Co., Ltd.

Registration number: W6M21311-13619-C-1

FCC ID: WKP-CDVW-011P



Up Line: Peak Limit Line Down Line: Ave Limit Line

Note:

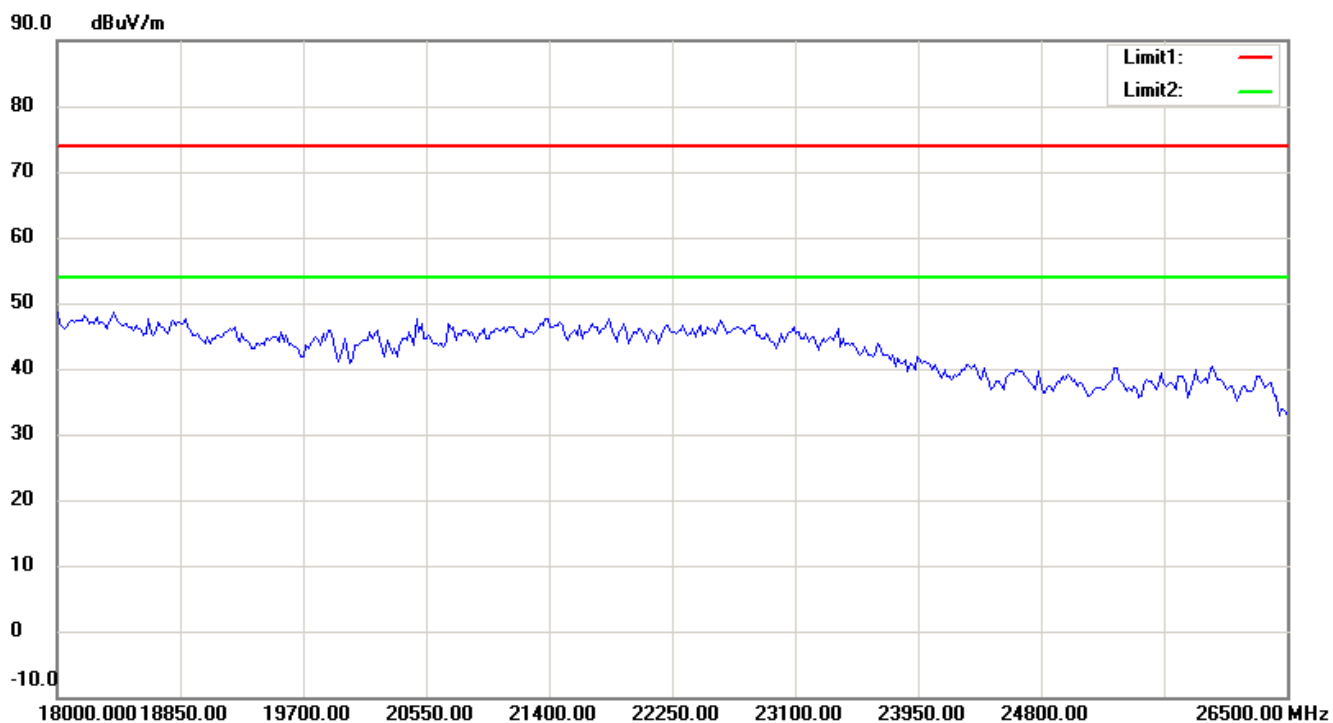
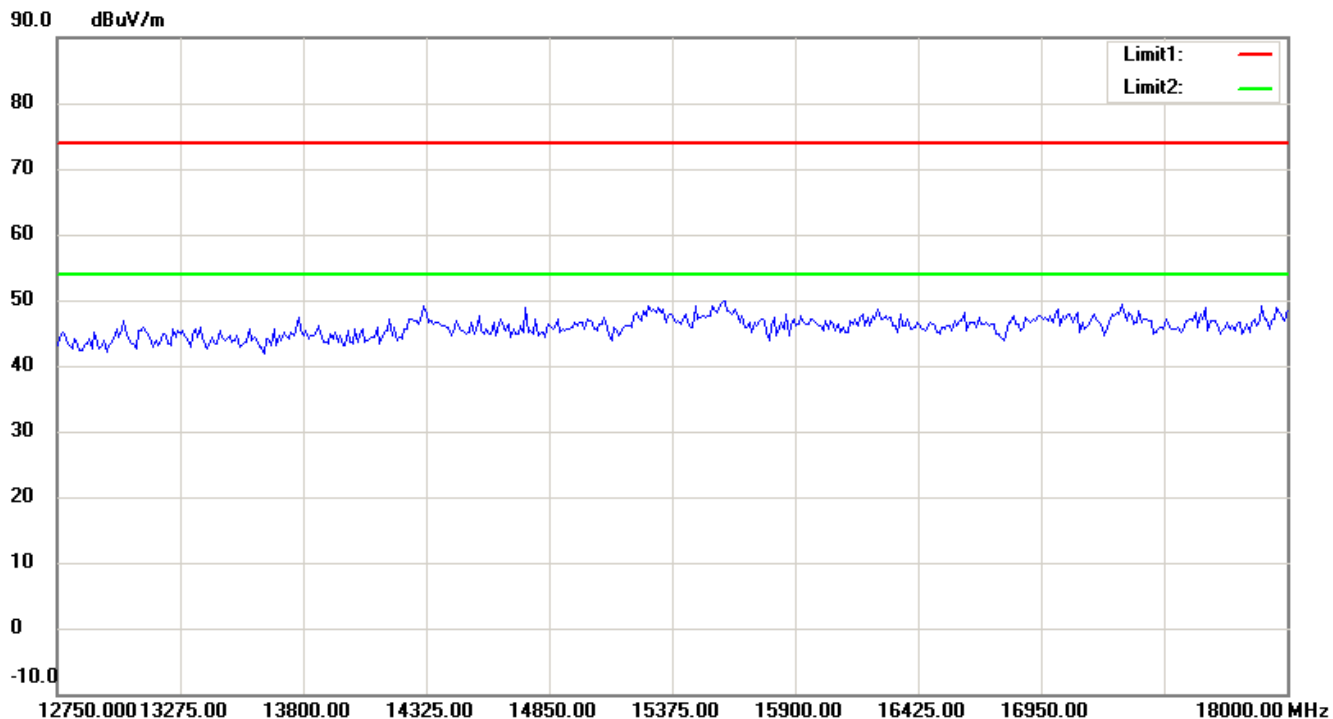
1. The attached measurement plots are preliminarily pre-scanned with peak detector for determining the final checking frequencies and are for reference only.
2. The some frequencies may exceed the limit line without the specified detectors, but that cannot present the results are failed to the specification of test standard.
3. For corrected test results are listed in the relevant table of radiated test data of this test report.



Worldwide Testing Services(Taiwan) Co., Ltd.

Registration number: W6M21311-13619-C-1

FCC ID: WKP-CDVW-011P



Up Line: Peak Limit Line Down Line: Ave Limit Line

Note:

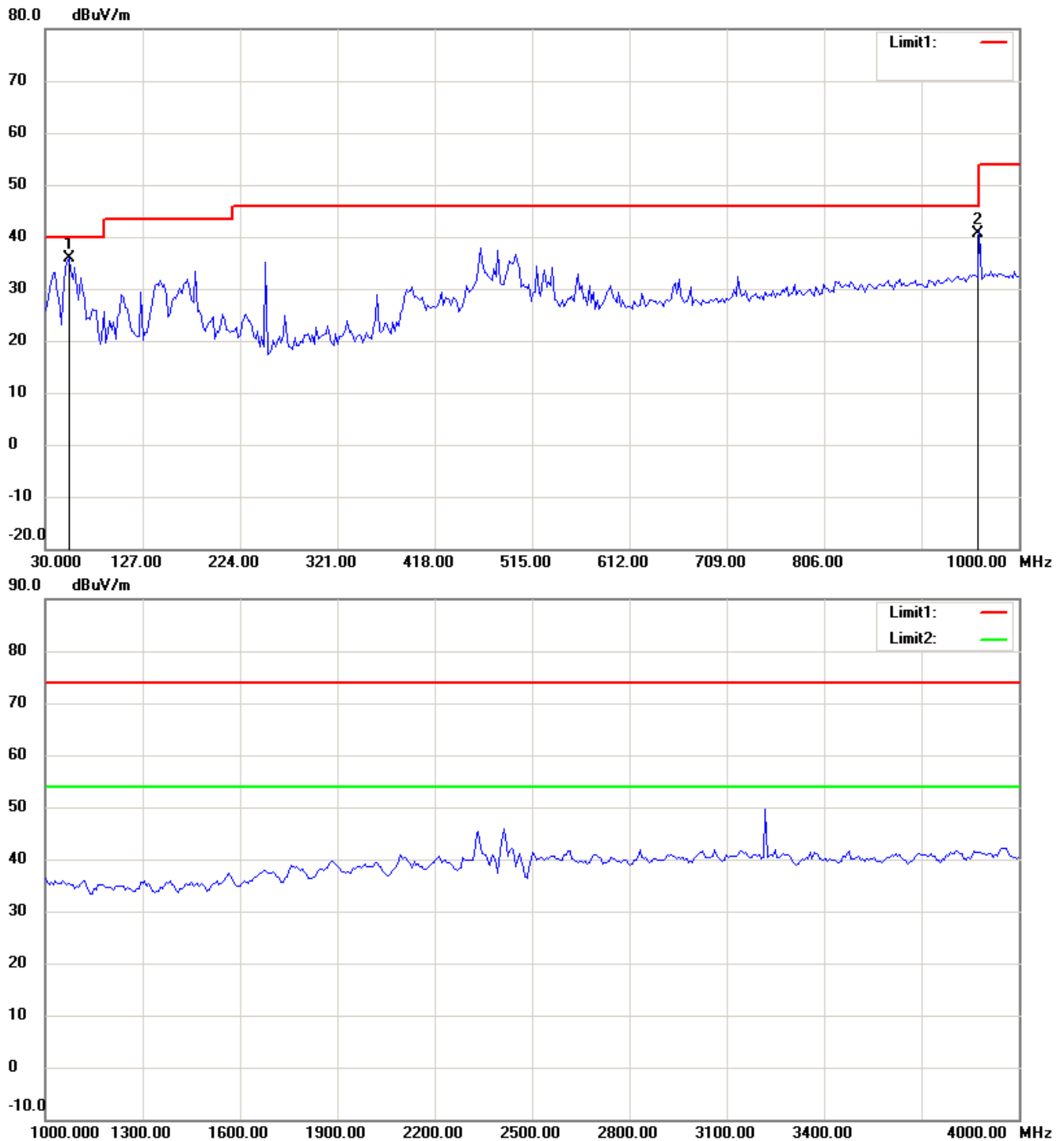
1. The attached measurement plots are preliminarily pre-scanned with peak detector for determining the final checking frequencies and are for reference only.
2. The some frequencies may exceed the limit line without the specified detectors, but that cannot present the results are failed to the specification of test standard.
3. For corrected test results are listed in the relevant table of radiated test data of this test report.



Registration number: W6M21311-13619-C-1

FCC ID: WKP-CDVW-011P

Antenna Polarization V



Up Line: Peak Limit Line Down Line: Ave Limit Line

Note:

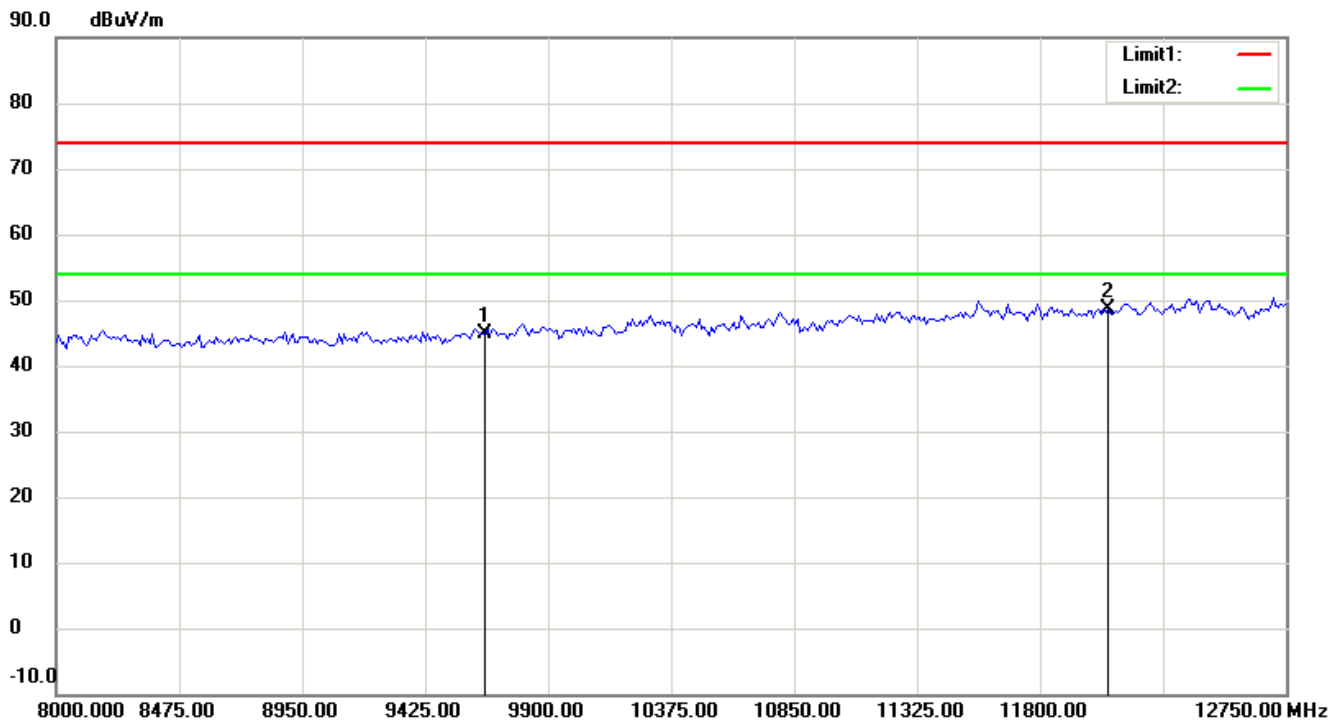
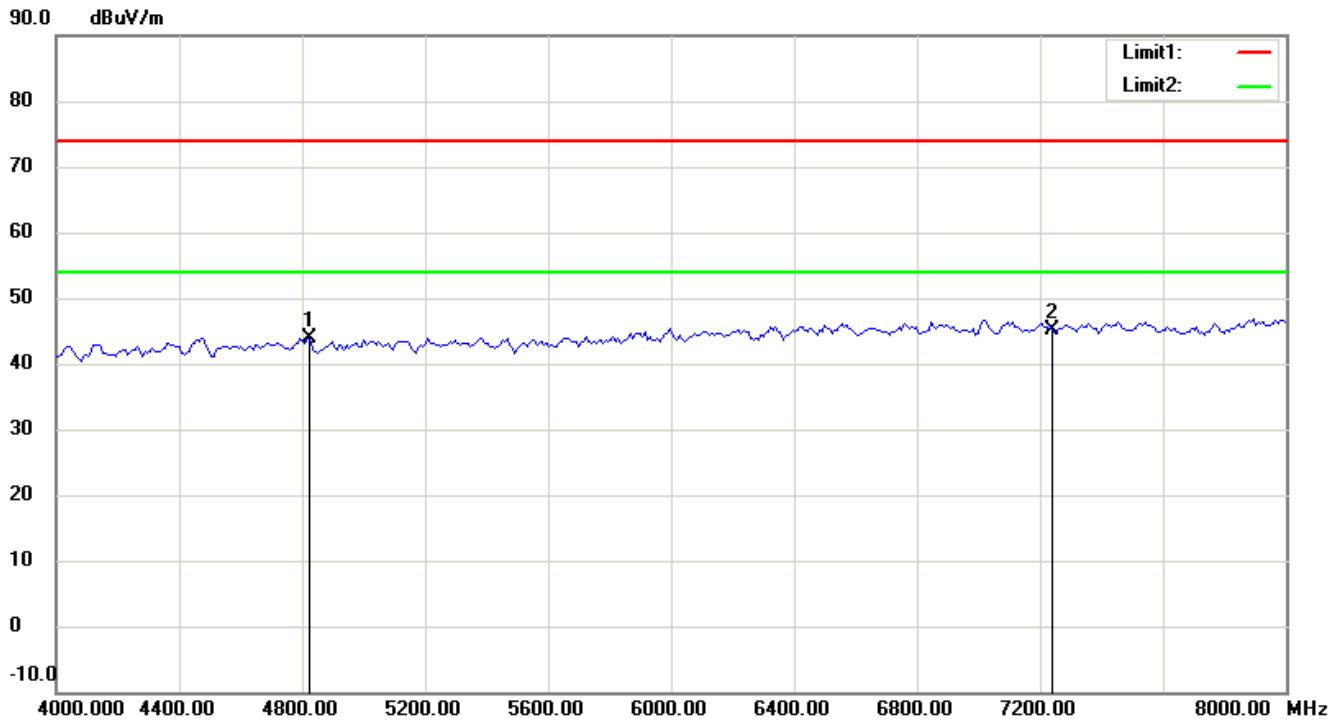
1. The attached measurement plots are preliminarily pre-scanned with peak detector for determining the final checking frequencies and are for reference only.
2. The some frequencies may exceed the limit line without the specified detectors, but that cannot present the results are failed to the specification of test standard.
3. For corrected test results are listed in the relevant table of radiated test data of this test report.



Worldwide Testing Services(Taiwan) Co., Ltd.

Registration number: W6M21311-13619-C-1

FCC ID: WKP-CDVW-011P



Up Line: Peak Limit Line Down Line: Ave Limit Line

Note:

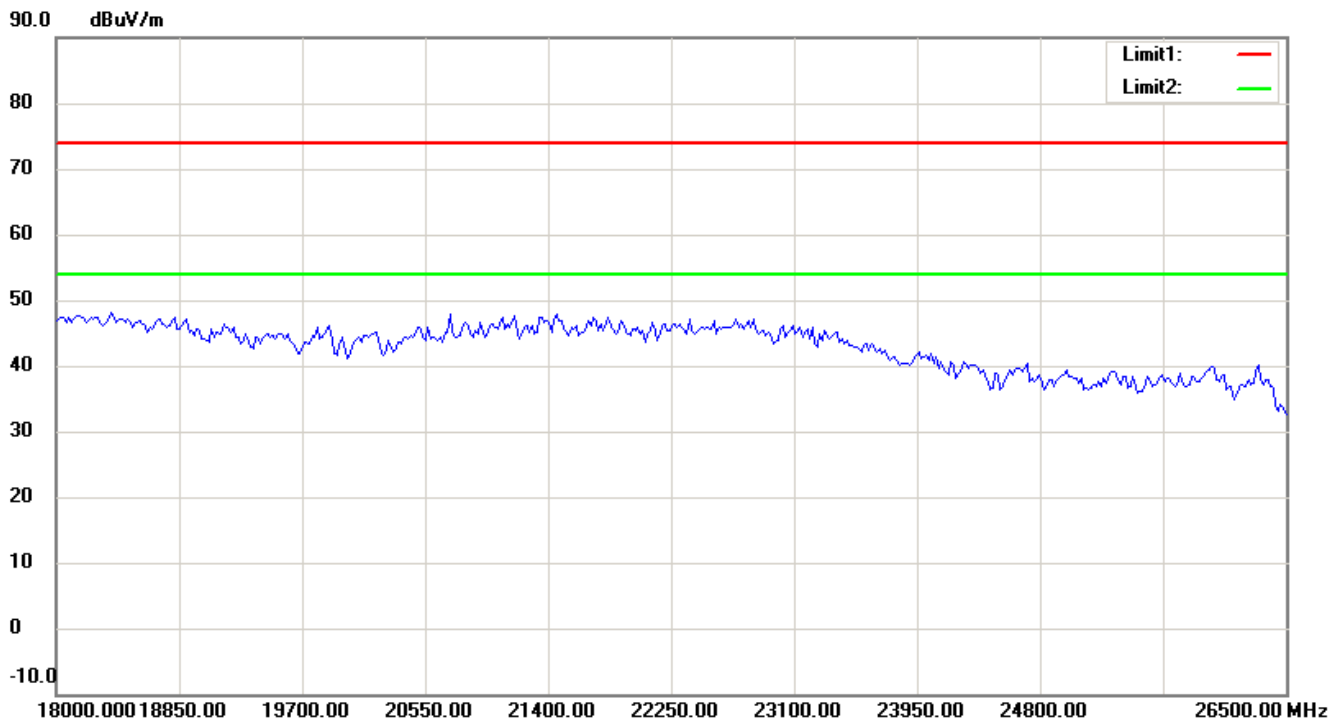
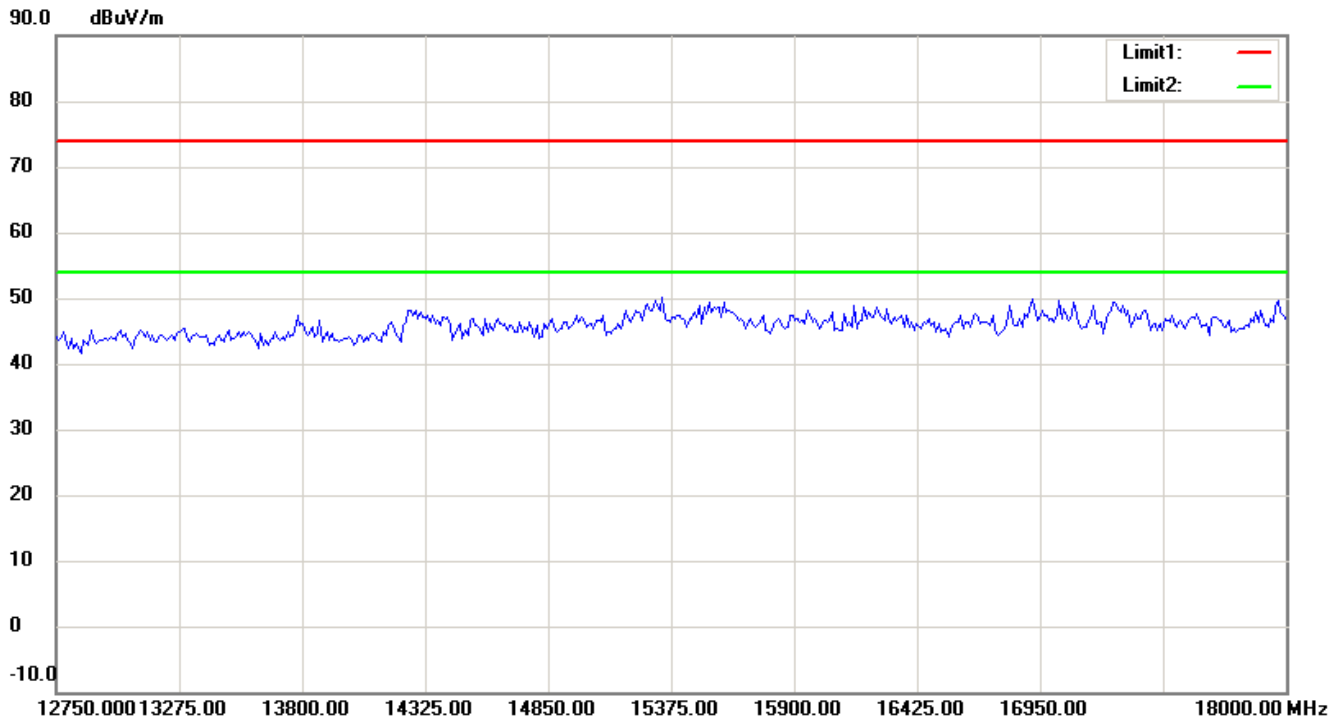
1. The attached measurement plots are preliminarily pre-scanned with peak detector for determining the final checking frequencies and are for reference only.
2. The some frequencies may exceed the limit line without the specified detectors, but that cannot present the results are failed to the specification of test standard.
3. For corrected test results are listed in the relevant table of radiated test data of this test report.



Worldwide Testing Services(Taiwan) Co., Ltd.

Registration number: W6M21311-13619-C-1

FCC ID: WKP-CDVW-011P



Up Line: Peak Limit Line Down Line: Ave Limit Line

Note:

1. The attached measurement plots are preliminarily pre-scanned with peak detector for determining the final checking frequencies and are for reference only.
2. The some frequencies may exceed the limit line without the specified detectors, but that cannot present the results are failed to the specification of test standard.
3. For corrected test results are listed in the relevant table of radiated test data of this test report.

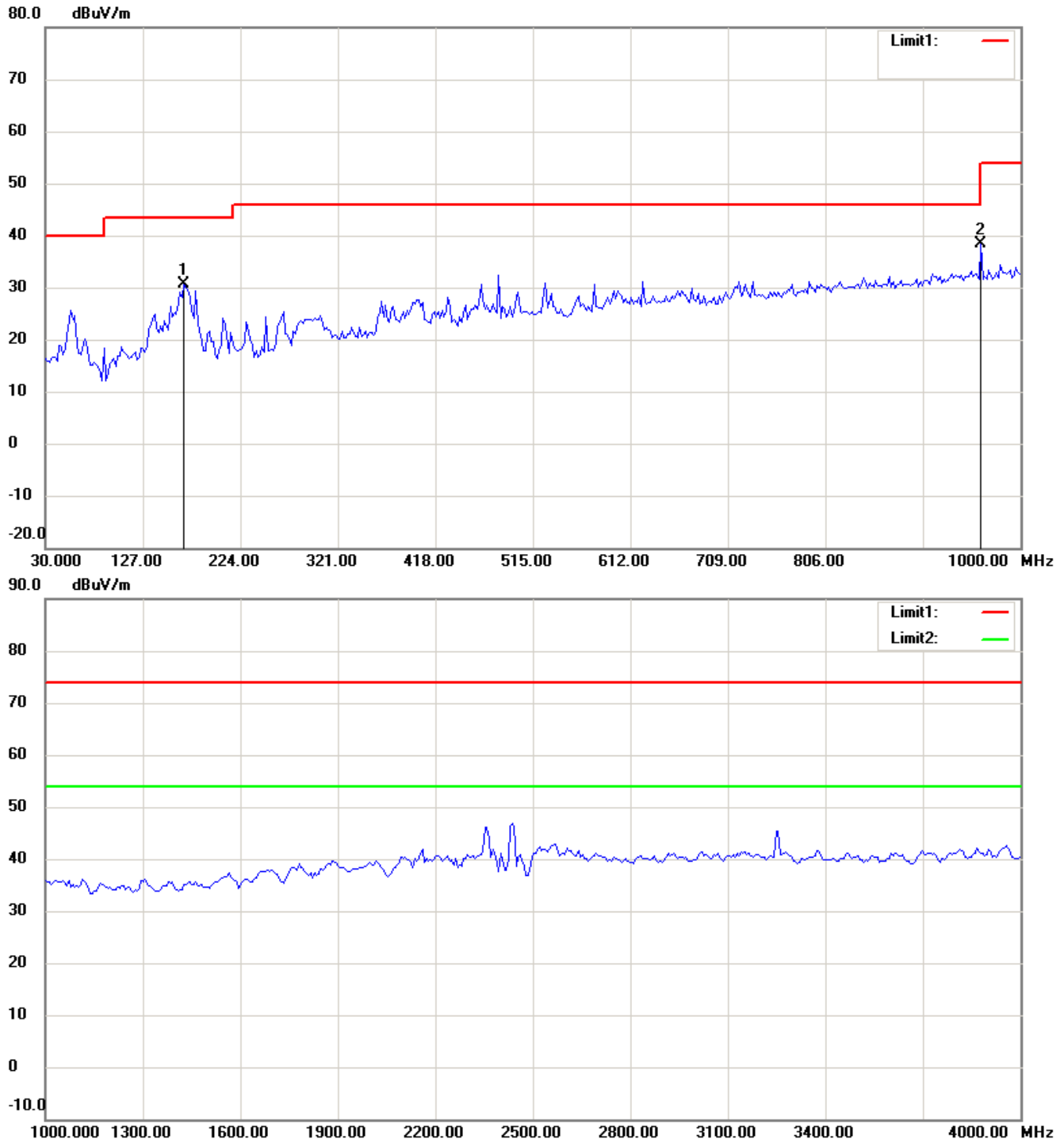


Registration number: W6M21311-13619-C-1

FCC ID: WKP-CDVW-011P

CH6

Antenna Polarization H



Up Line: Peak Limit Line Down Line: Ave Limit Line

Note:

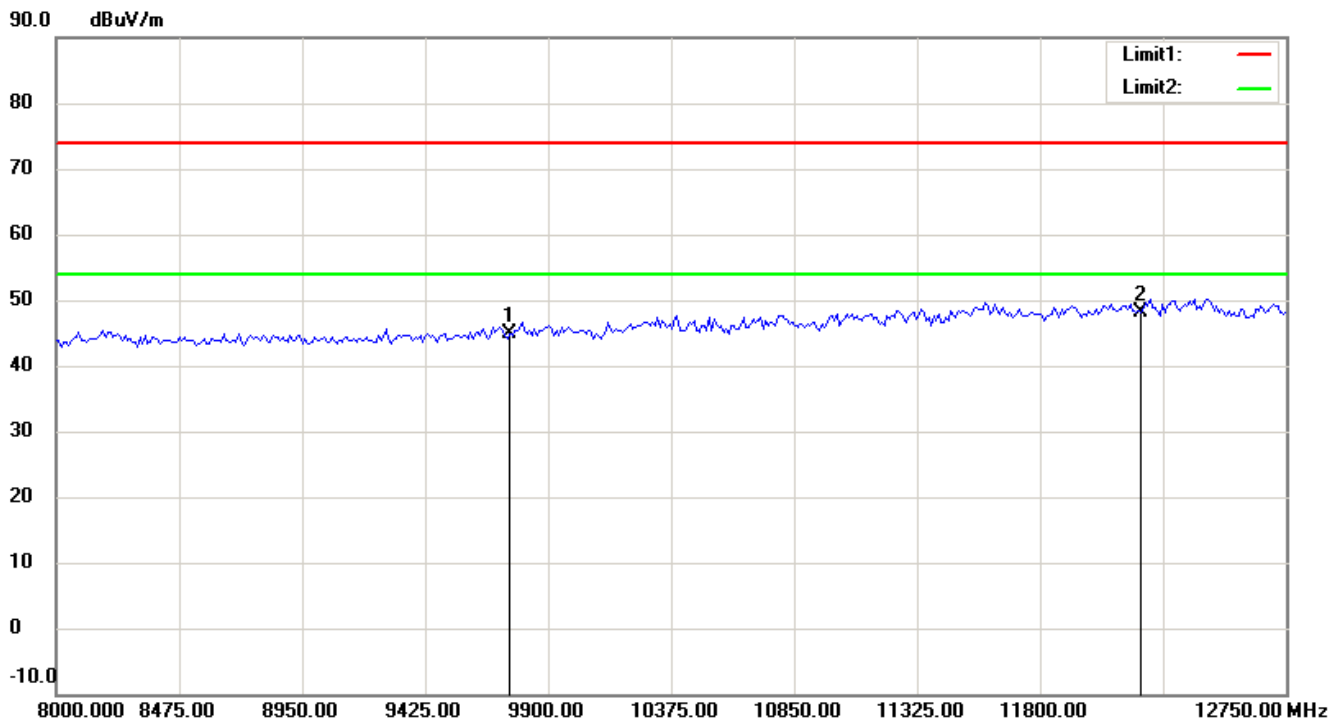
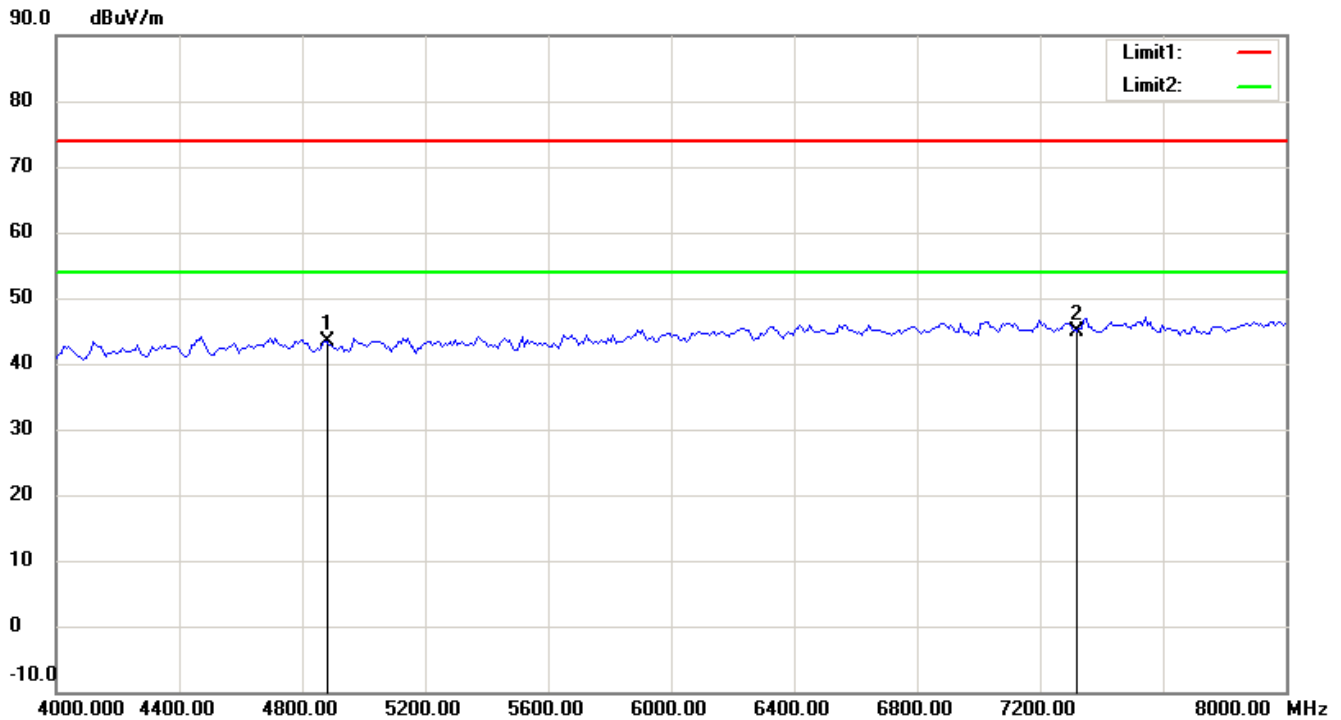
1. The attached measurement plots are preliminarily pre-scanned with peak detector for determining the final checking frequencies and are for reference only.
2. The some frequencies may exceed the limit line without the specified detectors, but that cannot present the results are failed to the specification of test standard.
3. For corrected test results are listed in the relevant table of radiated test data of this test report.



Worldwide Testing Services(Taiwan) Co., Ltd.

Registration number: W6M21311-13619-C-1

FCC ID: WKP-CDVW-01IP



Up Line: Peak Limit Line Down Line: Ave Limit Line

Note:

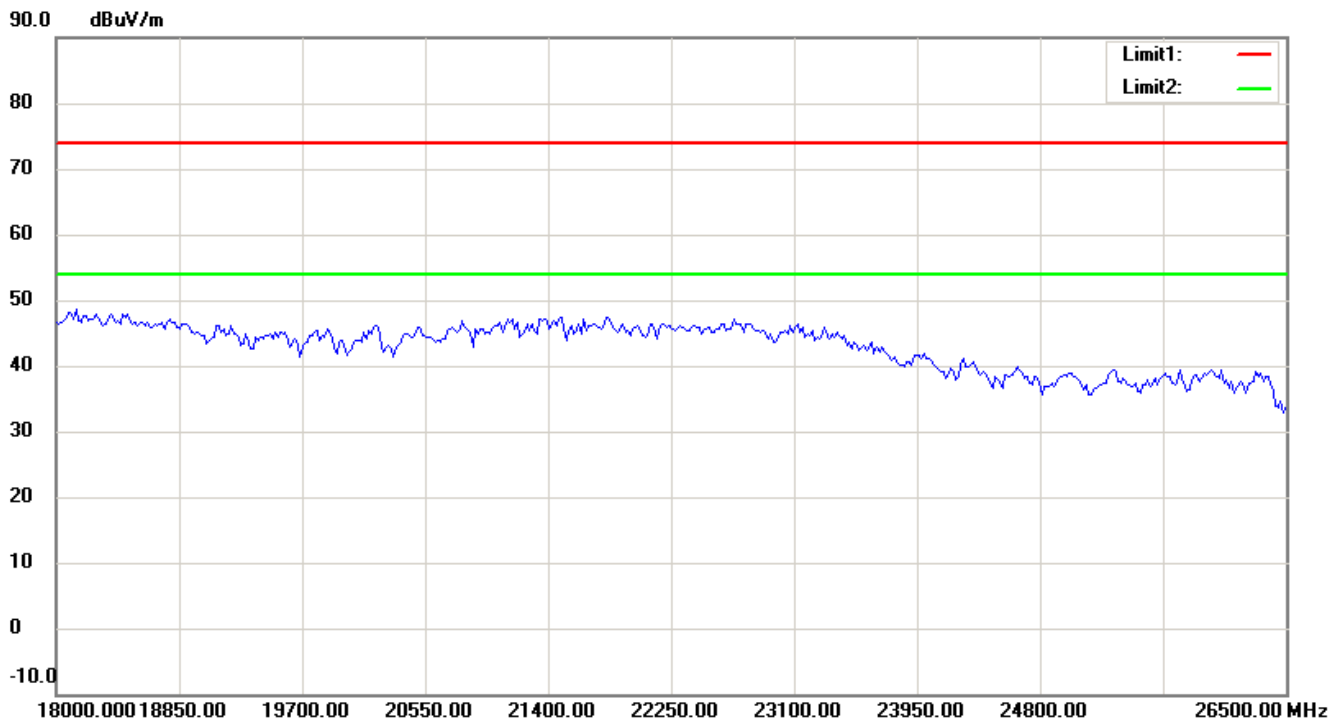
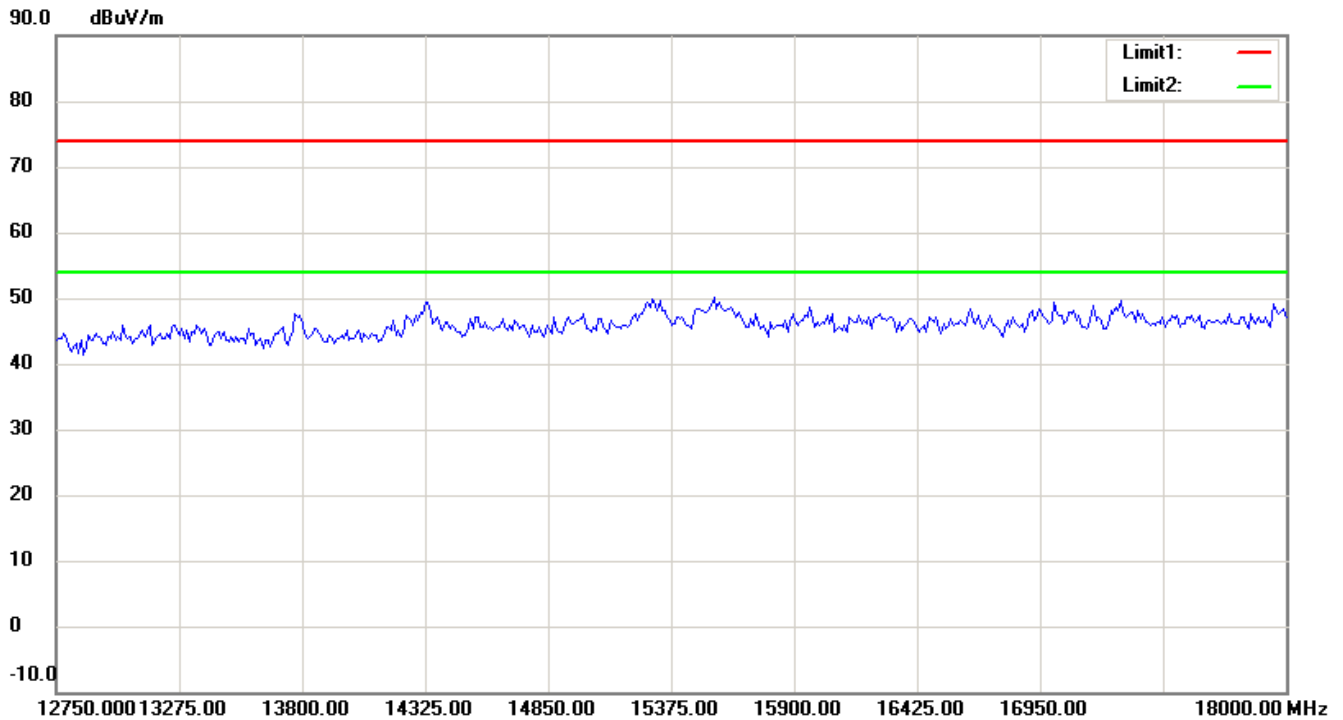
1. The attached measurement plots are preliminarily pre-scanned with peak detector for determining the final checking frequencies and are for reference only.
2. The some frequencies may exceed the limit line without the specified detectors, but that cannot present the results are failed to the specification of test standard.
3. For corrected test results are listed in the relevant table of radiated test data of this test report.



Worldwide Testing Services(Taiwan) Co., Ltd.

Registration number: W6M21311-13619-C-1

FCC ID: WKP-CDVW-011P



Up Line: Peak Limit Line Down Line: Ave Limit Line

Note:

1. The attached measurement plots are preliminarily pre-scanned with peak detector for determining the final checking frequencies and are for reference only.
2. The some frequencies may exceed the limit line without the specified detectors, but that cannot present the results are failed to the specification of test standard.
3. For corrected test results are listed in the relevant table of radiated test data of this test report.

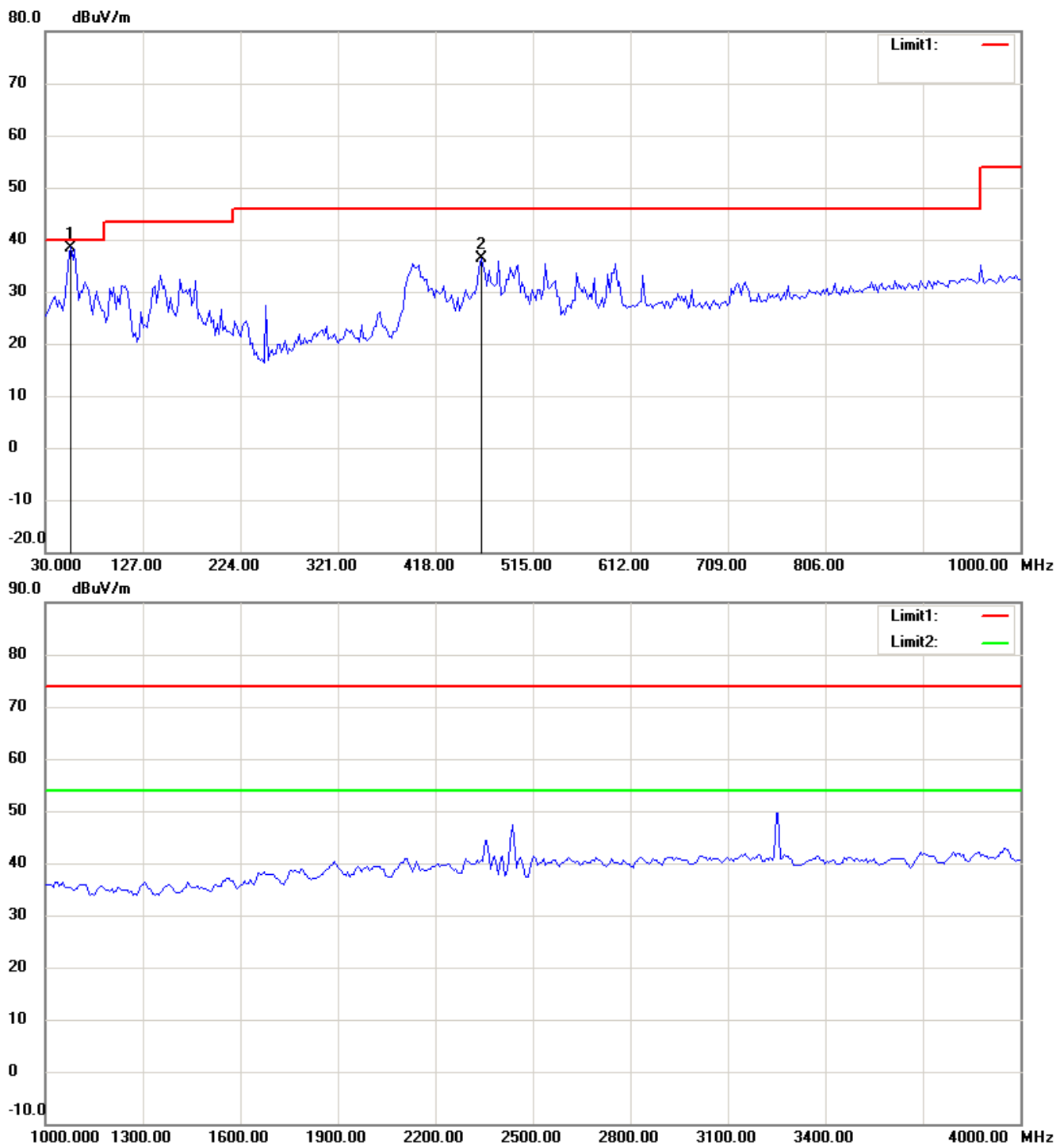


Worldwide Testing Services(Taiwan) Co., Ltd.

Registration number: W6M21311-13619-C-1

FCC ID: WKP-CDVW-01IP

Antenna Polarization V



Up Line: Peak Limit Line Down Line: Ave Limit Line

Note:

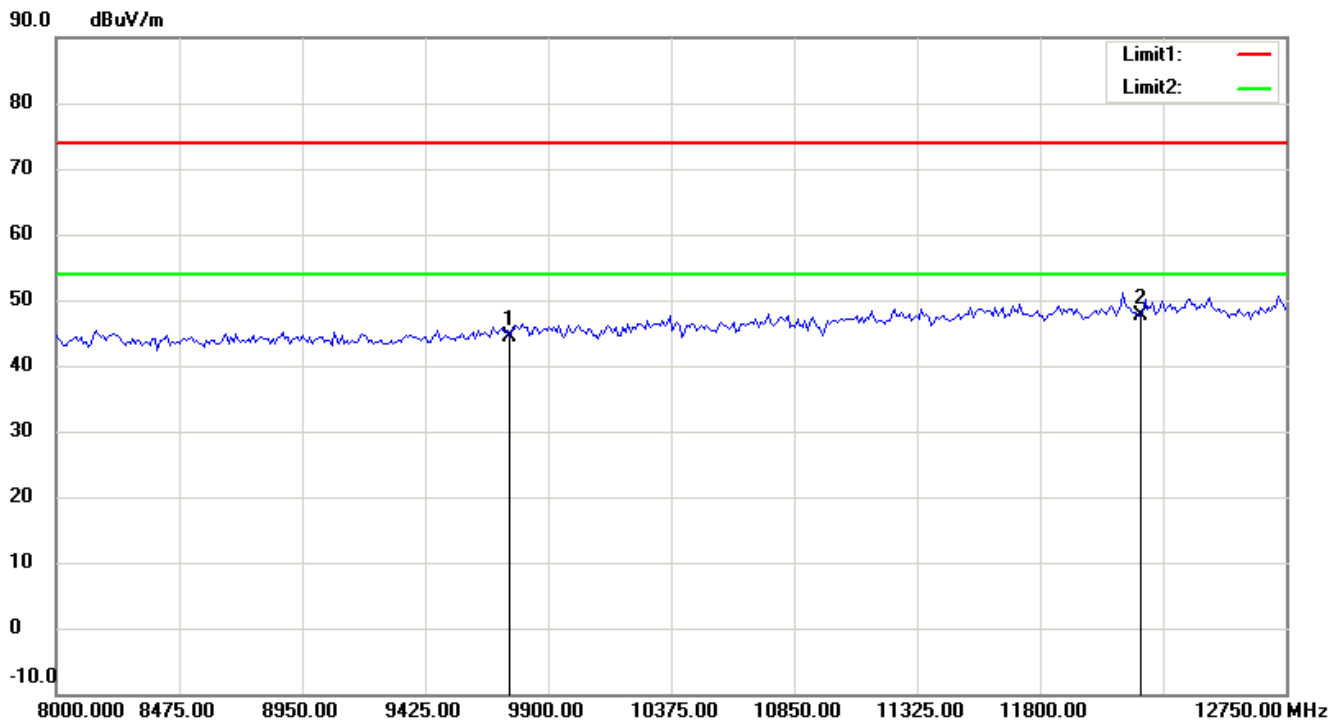
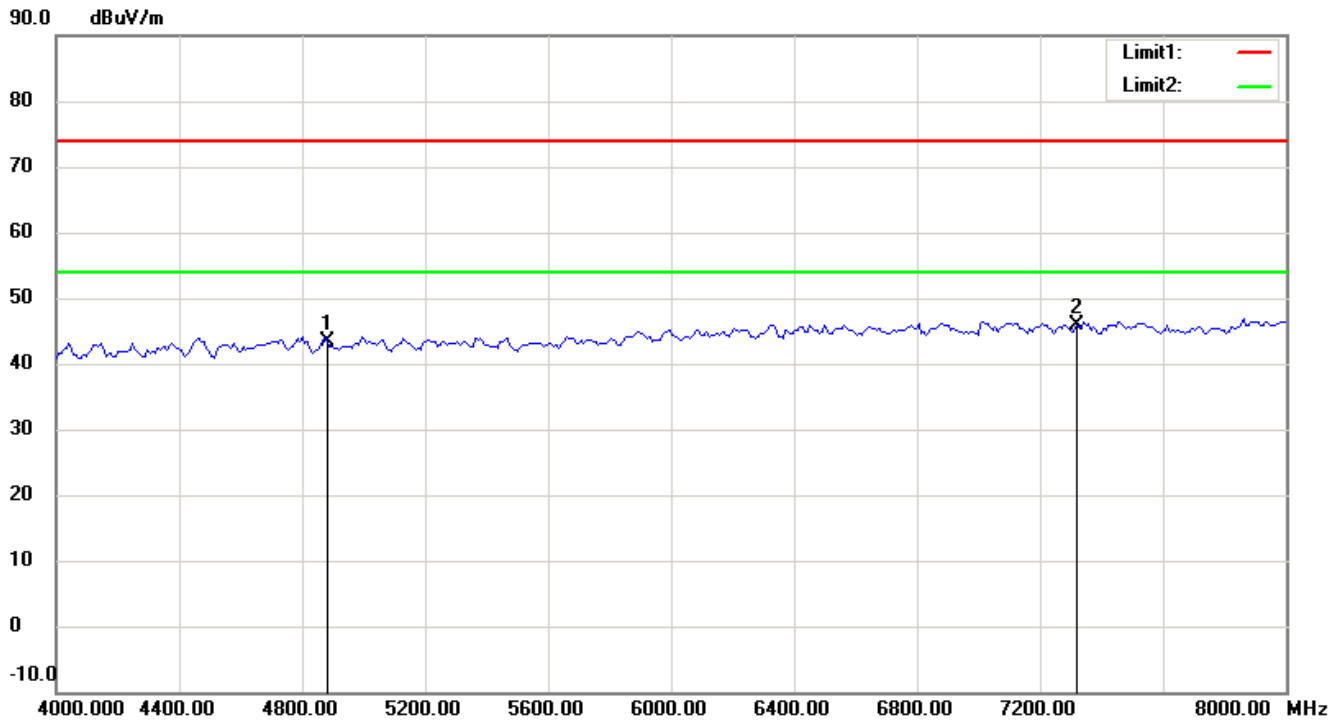
1. The attached measurement plots are preliminarily pre-scanned with peak detector for determining the final checking frequencies and are for reference only.
2. The some frequencies may exceed the limit line without the specified detectors, but that cannot present the results are failed to the specification of test standard.
3. For corrected test results are listed in the relevant table of radiated test data of this test report.



Worldwide Testing Services(Taiwan) Co., Ltd.

Registration number: W6M21311-13619-C-1

FCC ID: WKP-CDVW-011P



Up Line: Peak Limit Line Down Line: Ave Limit Line

Note:

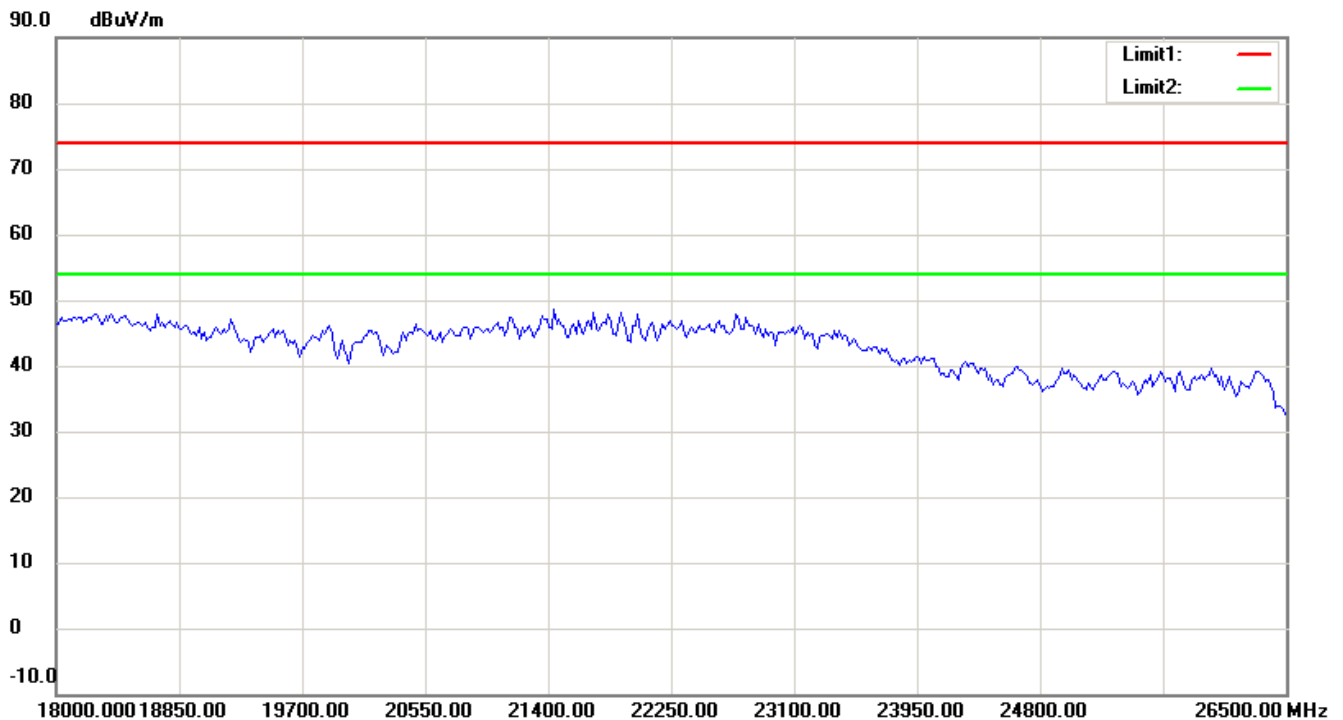
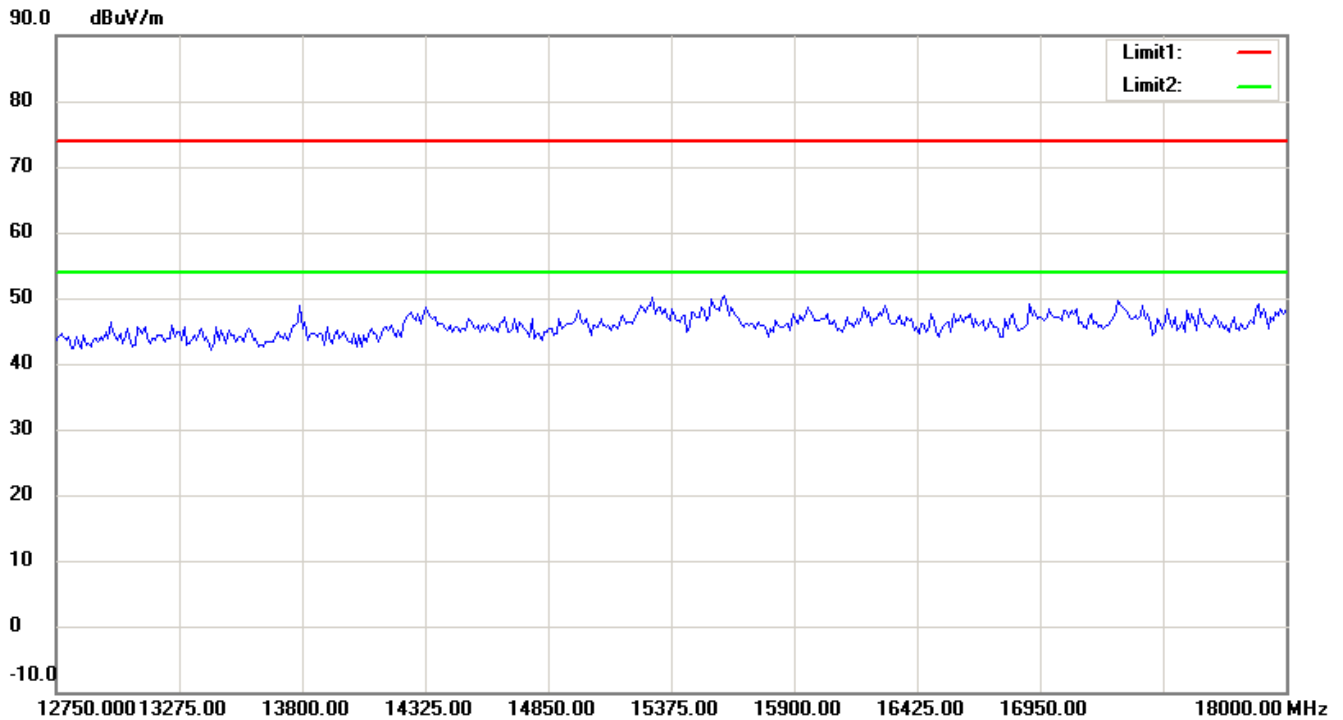
1. The attached measurement plots are preliminarily pre-scanned with peak detector for determining the final checking frequencies and are for reference only.
2. The some frequencies may exceed the limit line without the specified detectors, but that cannot present the results are failed to the specification of test standard.
3. For corrected test results are listed in the relevant table of radiated test data of this test report.



Worldwide Testing Services(Taiwan) Co., Ltd.

Registration number: W6M21311-13619-C-1


FCC ID: WKP-CDVW-011P



Up Line: Peak Limit Line Down Line: Ave Limit Line

Note:

1. The attached measurement plots are preliminarily pre-scanned with peak detector for determining the final checking frequencies and are for reference only.
2. The some frequencies may exceed the limit line without the specified detectors, but that cannot present the results are failed to the specification of test standard.
3. For corrected test results are listed in the relevant table of radiated test data of this test report.

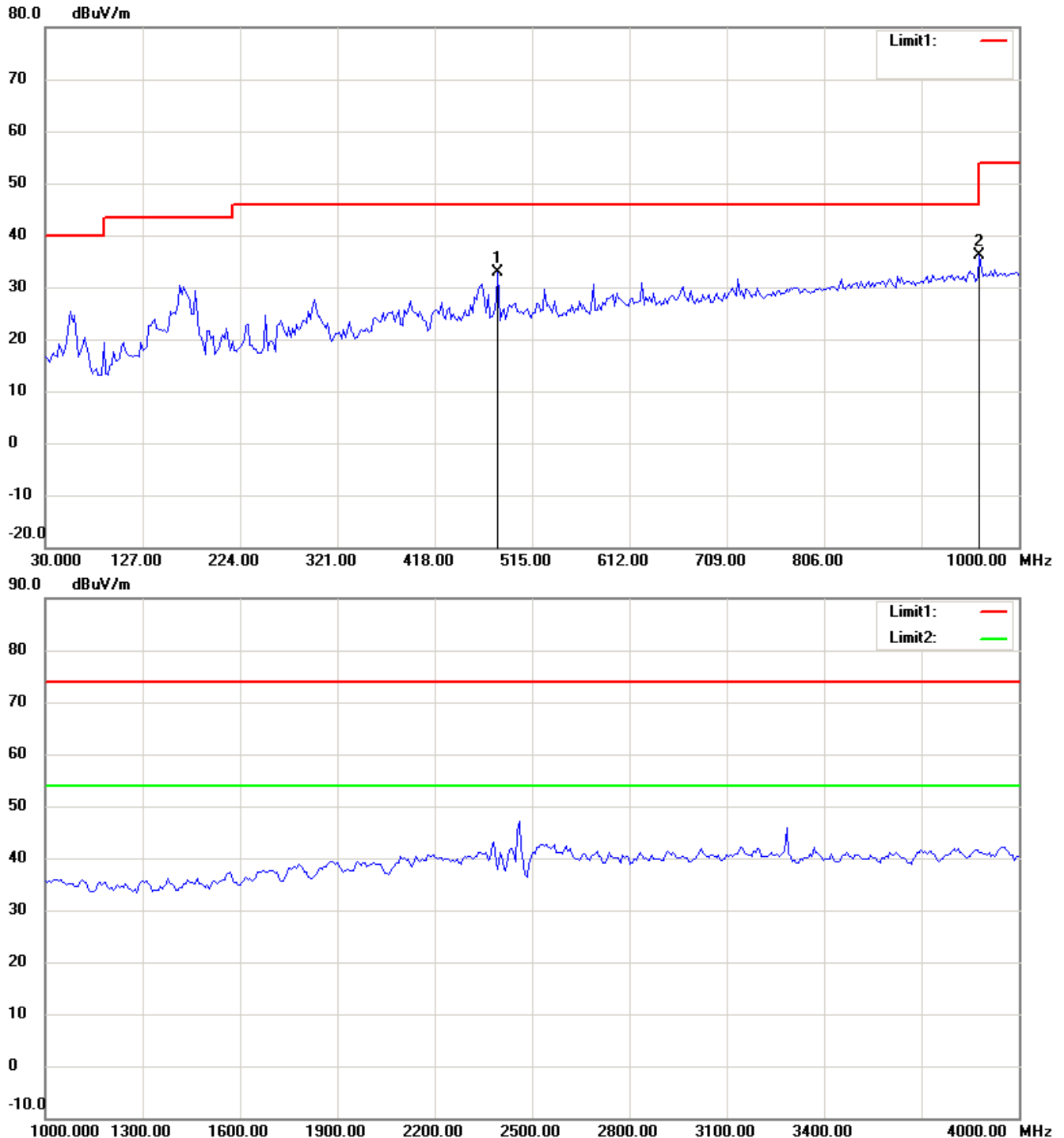


Registration number: W6M21311-13619-C-1

FCC ID: WKP-CDVW-011P

CH11


Antenna Polarization H



Up Line: Peak Limit Line Down Line: Ave Limit Line

Note:

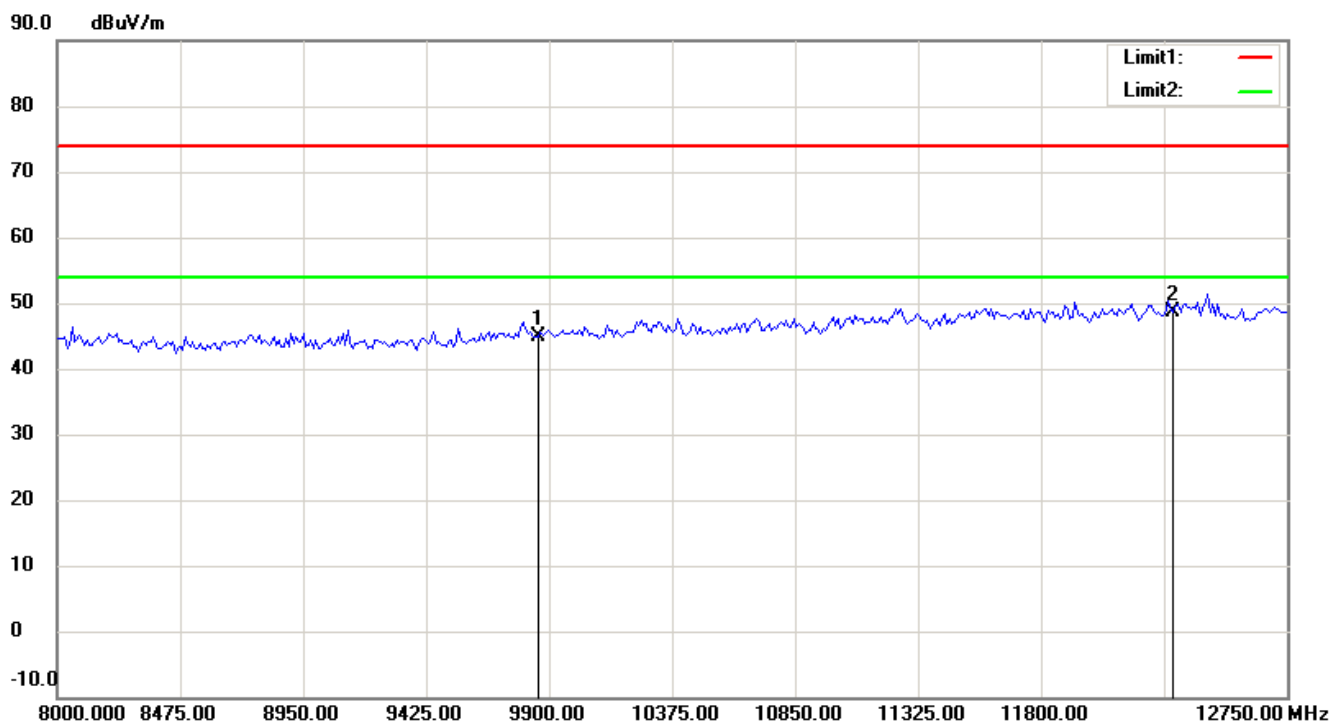
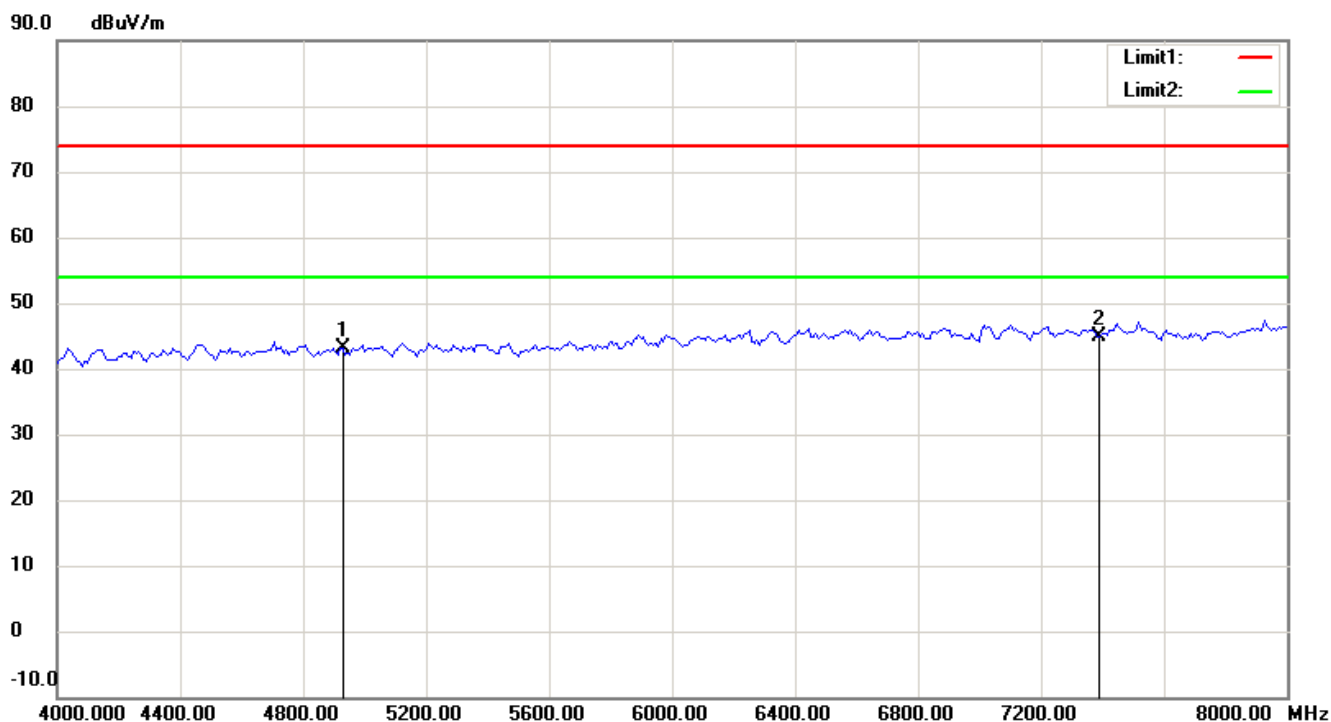
1. The attached measurement plots are preliminarily pre-scanned with peak detector for determining the final checking frequencies and are for reference only.
2. The some frequencies may exceed the limit line without the specified detectors, but that cannot present the results are failed to the specification of test standard.
3. For corrected test results are listed in the relevant table of radiated test data of this test report.



Worldwide Testing Services(Taiwan) Co., Ltd.

Registration number: W6M21311-13619-C-1

FCC ID: WKP-CDVW-01IP



Up Line: Peak Limit Line Down Line: Ave Limit Line

Note:

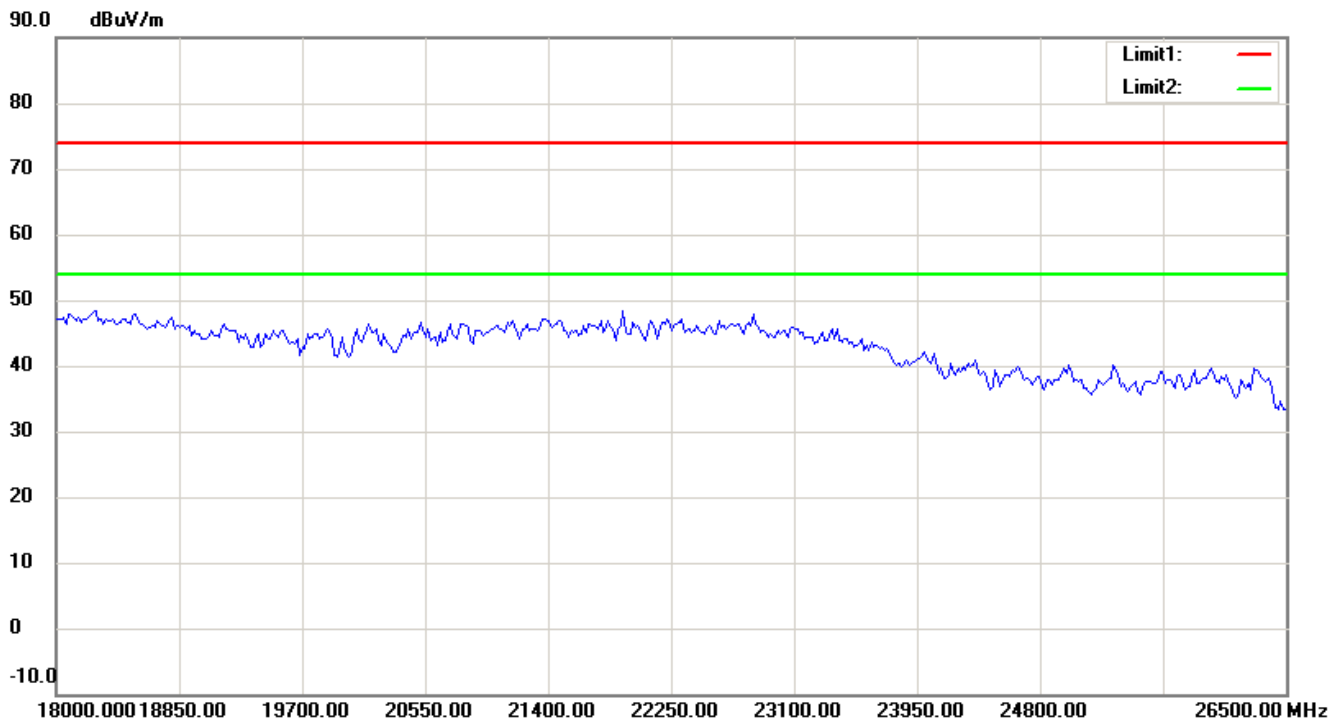
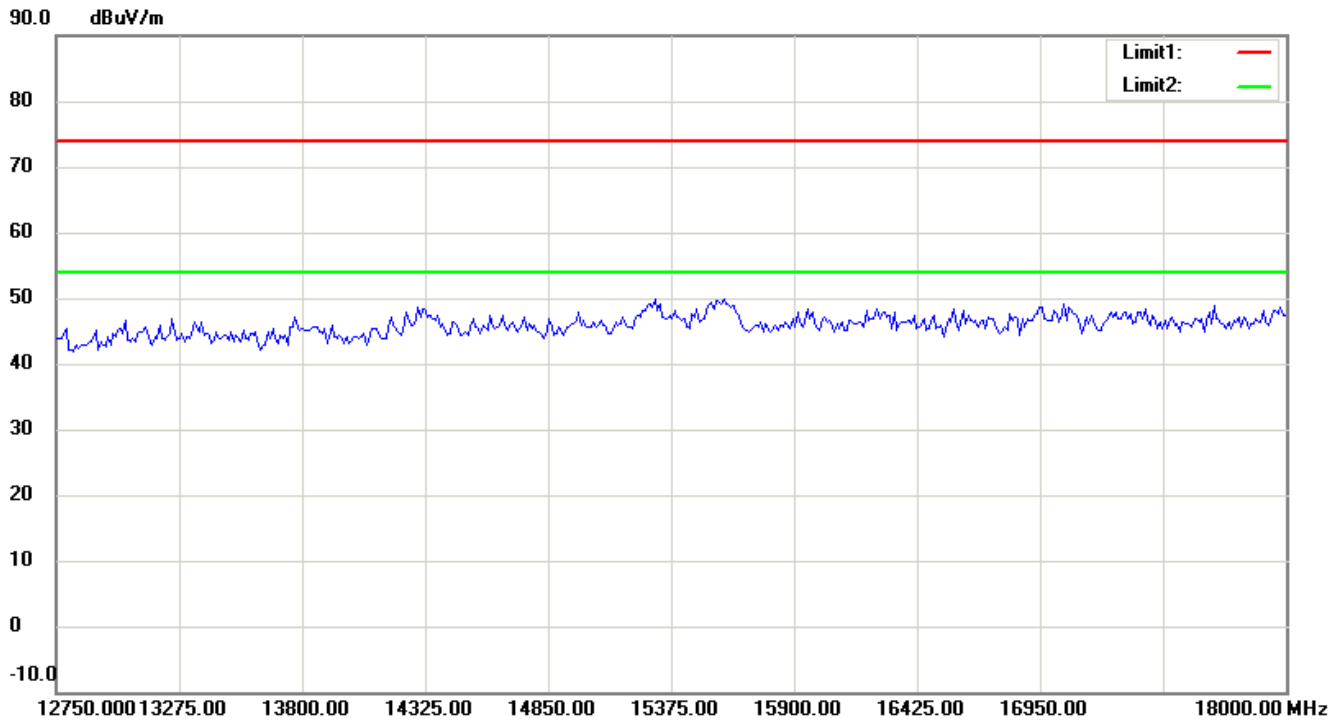
1. The attached measurement plots are preliminarily pre-scanned with peak detector for determining the final checking frequencies and are for reference only.
2. The some frequencies may exceed the limit line without the specified detectors, but that cannot present the results are failed to the specification of test standard.
3. For corrected test results are listed in the relevant table of radiated test data of this test report.



Worldwide Testing Services(Taiwan) Co., Ltd.

Registration number: W6M21311-13619-C-1

FCC ID: WKP-CDVW-011P



Up Line: Peak Limit Line Down Line: Ave Limit Line

Note:

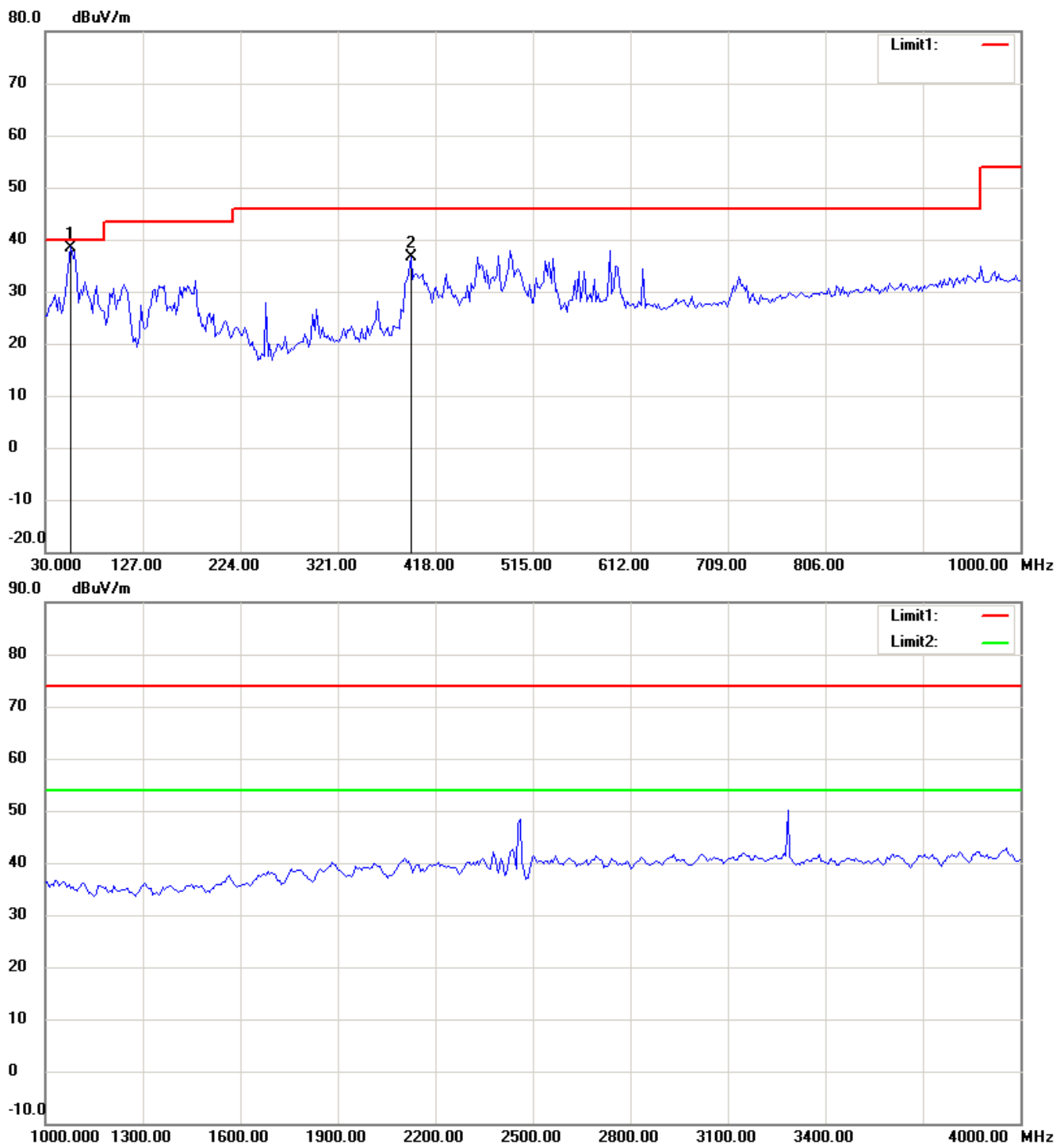
1. The attached measurement plots are preliminarily pre-scanned with peak detector for determining the final checking frequencies and are for reference only.
2. The some frequencies may exceed the limit line without the specified detectors, but that cannot present the results are failed to the specification of test standard.
3. For corrected test results are listed in the relevant table of radiated test data of this test report.



Registration number: W6M21311-13619-C-1

FCC ID: WKP-CDVW-01IP

Antenna Polarization V



Up Line: Peak Limit Line Down Line: Ave Limit Line

Note:

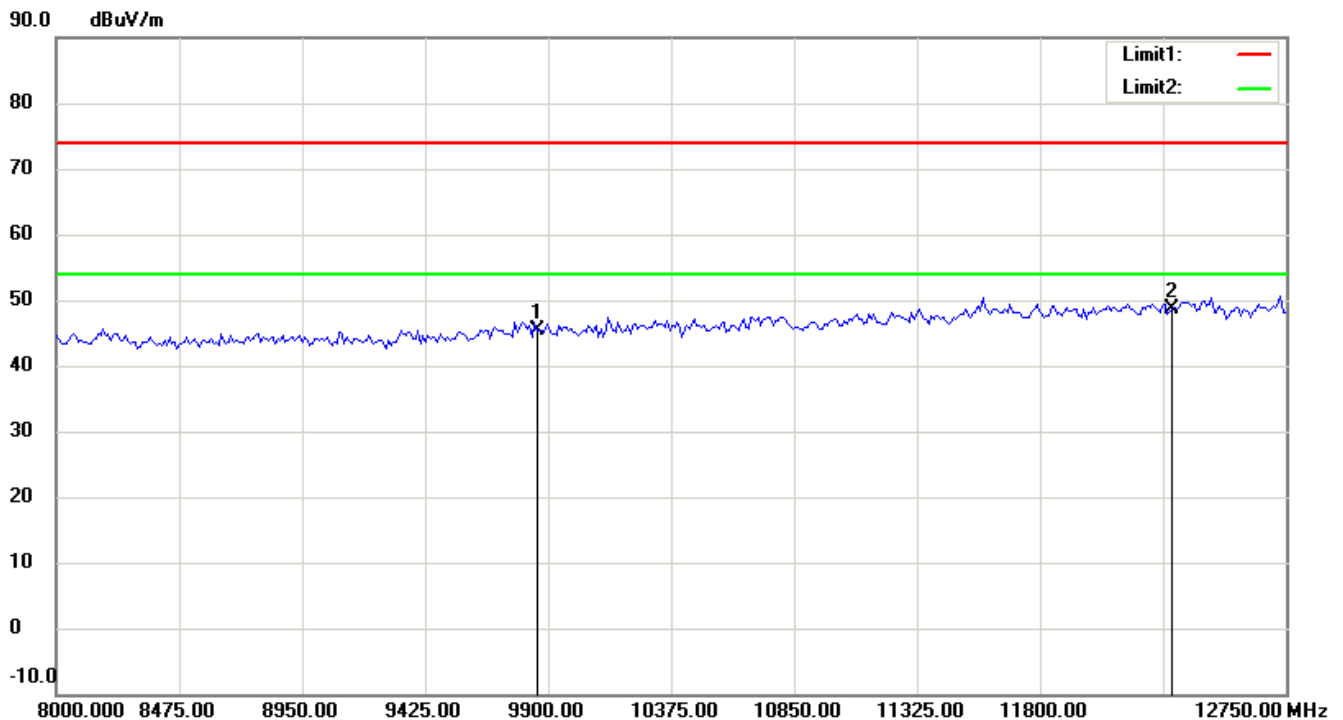
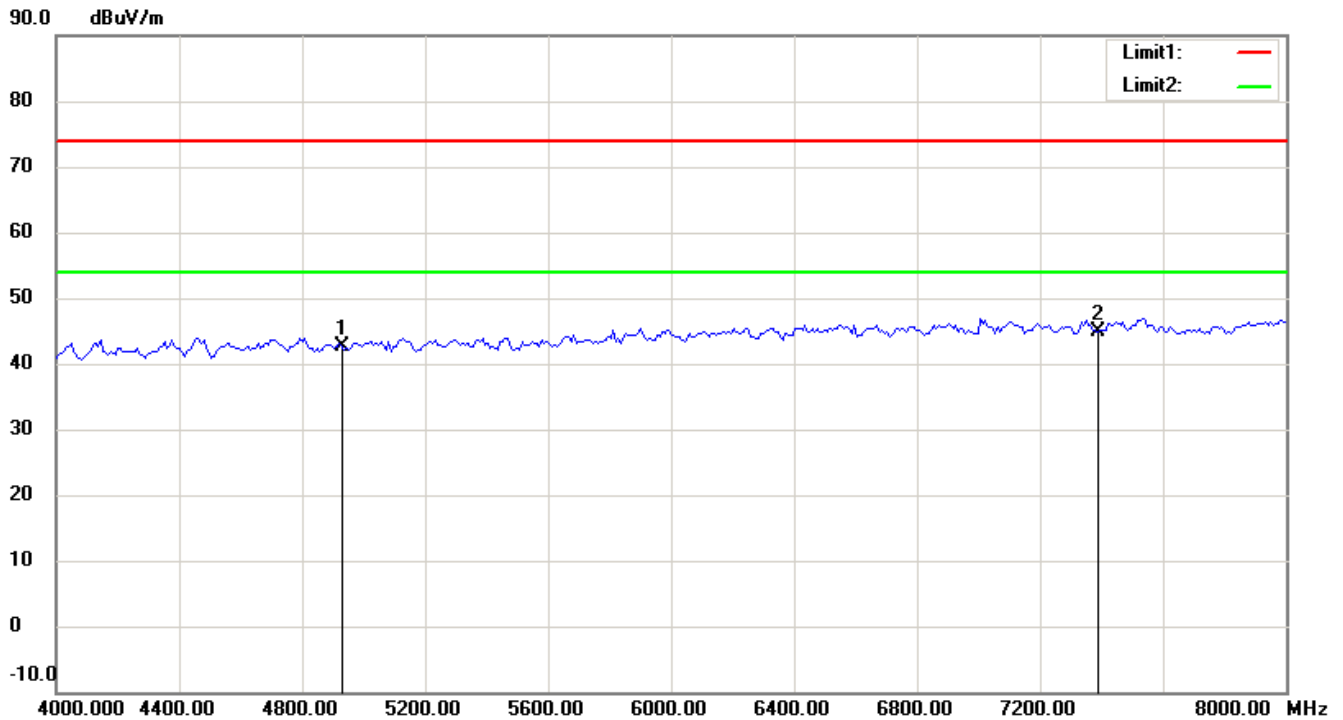
1. The attached measurement plots are preliminarily pre-scanned with peak detector for determining the final checking frequencies and are for reference only.
2. The some frequencies may exceed the limit line without the specified detectors, but that cannot present the results are failed to the specification of test standard.
3. For corrected test results are listed in the relevant table of radiated test data of this test report.



Worldwide Testing Services(Taiwan) Co., Ltd.

Registration number: W6M21311-13619-C-1

FCC ID: WKP-CDVW-011P



Up Line: Peak Limit Line Down Line: Ave Limit Line

Note:

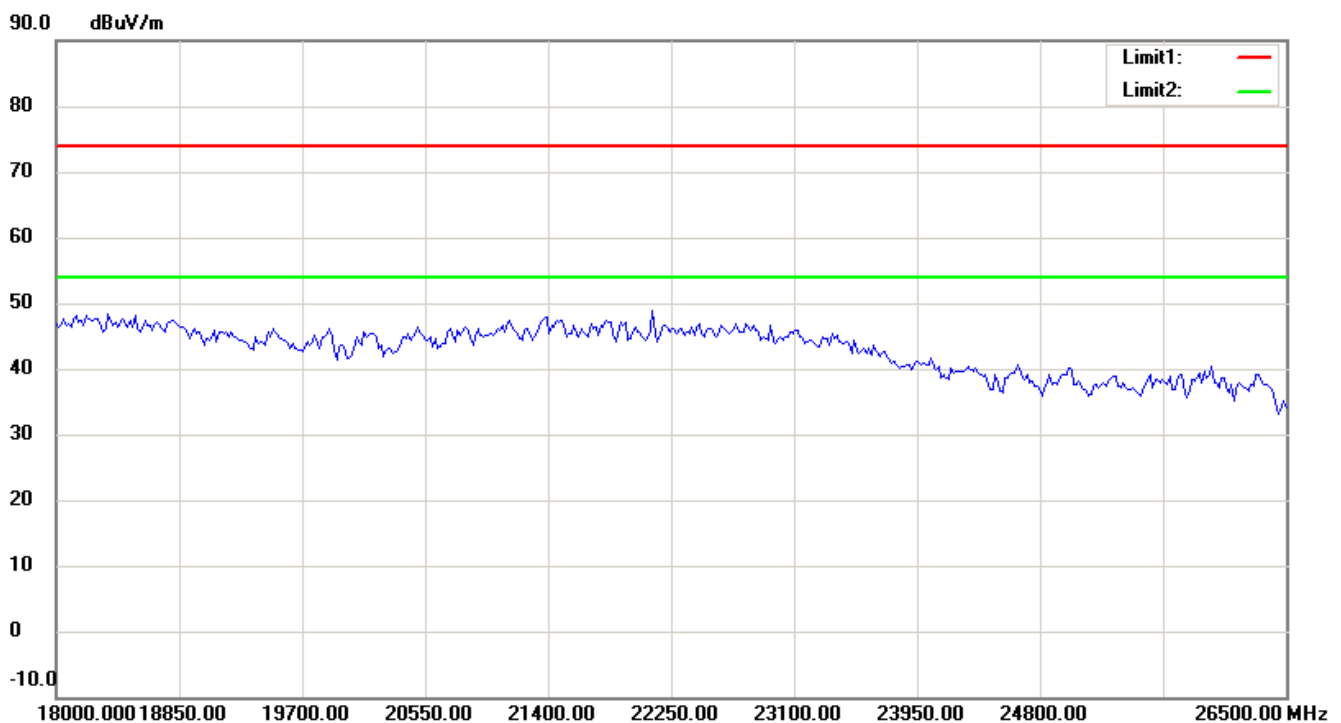
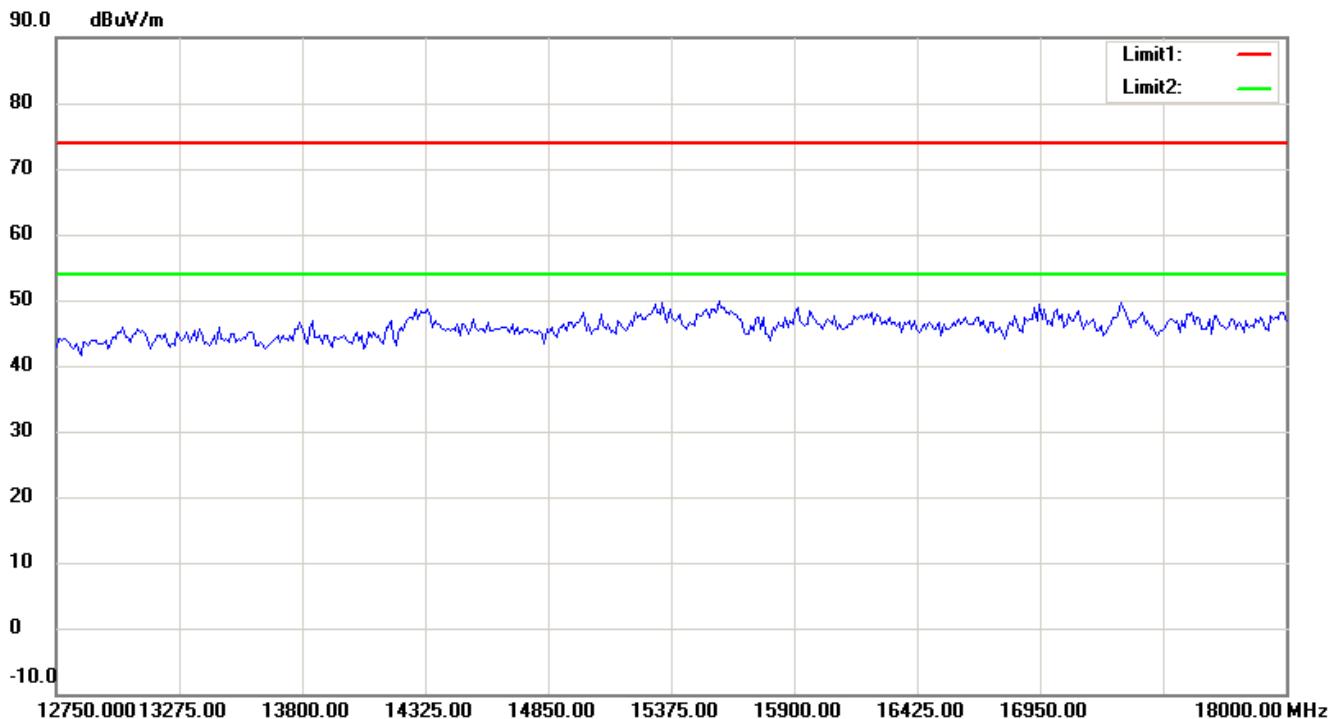
1. The attached measurement plots are preliminarily pre-scanned with peak detector for determining the final checking frequencies and are for reference only.
2. The some frequencies may exceed the limit line without the specified detectors, but that cannot present the results are failed to the specification of test standard.
3. For corrected test results are listed in the relevant table of radiated test data of this test report.



Worldwide Testing Services(Taiwan) Co., Ltd.

Registration number: W6M21311-13619-C-1

FCC ID: WKP-CDVW-011P



Up Line: Peak Limit Line Down Line: Ave Limit Line

Note:

1. The attached measurement plots are preliminarily pre-scanned with peak detector for determining the final checking frequencies and are for reference only.
2. The some frequencies may exceed the limit line without the specified detectors, but that cannot present the results are failed to the specification of test standard.
3. For corrected test results are listed in the relevant table of radiated test data of this test report.



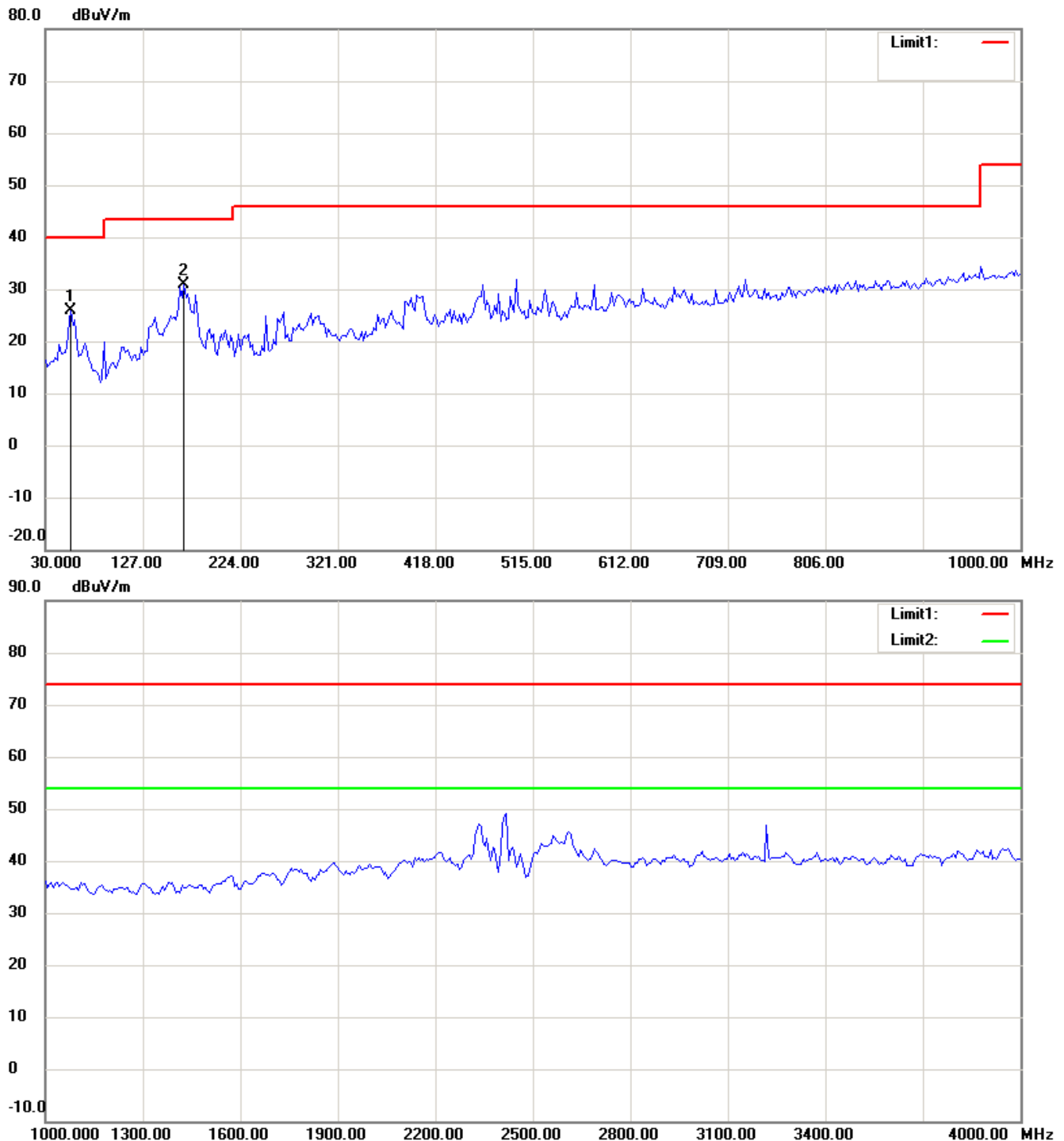
Worldwide Testing Services(Taiwan) Co., Ltd.

Registration number: W6M21311-13619-C-1

FCC ID: WKP-CDVW-011P

802.11g_CH1

Antenna Polarization H



Up Line: Peak Limit Line Down Line: Ave Limit Line

Note:

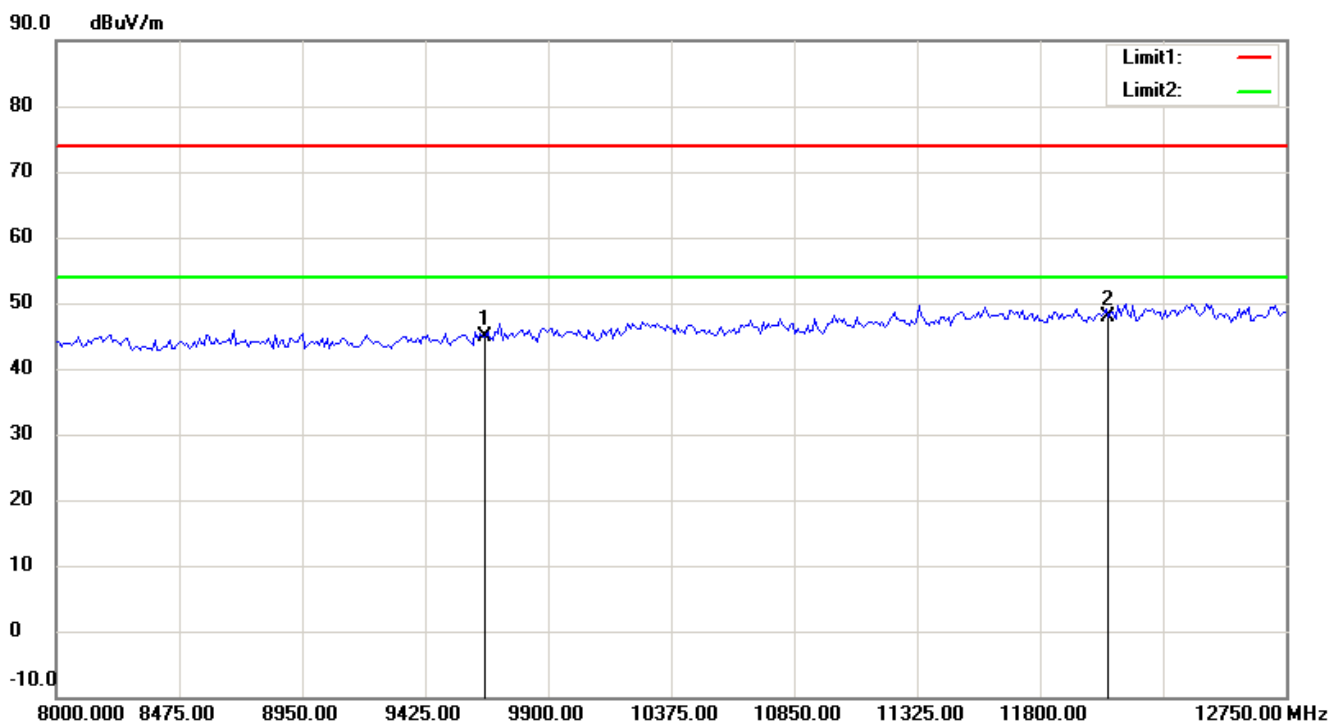
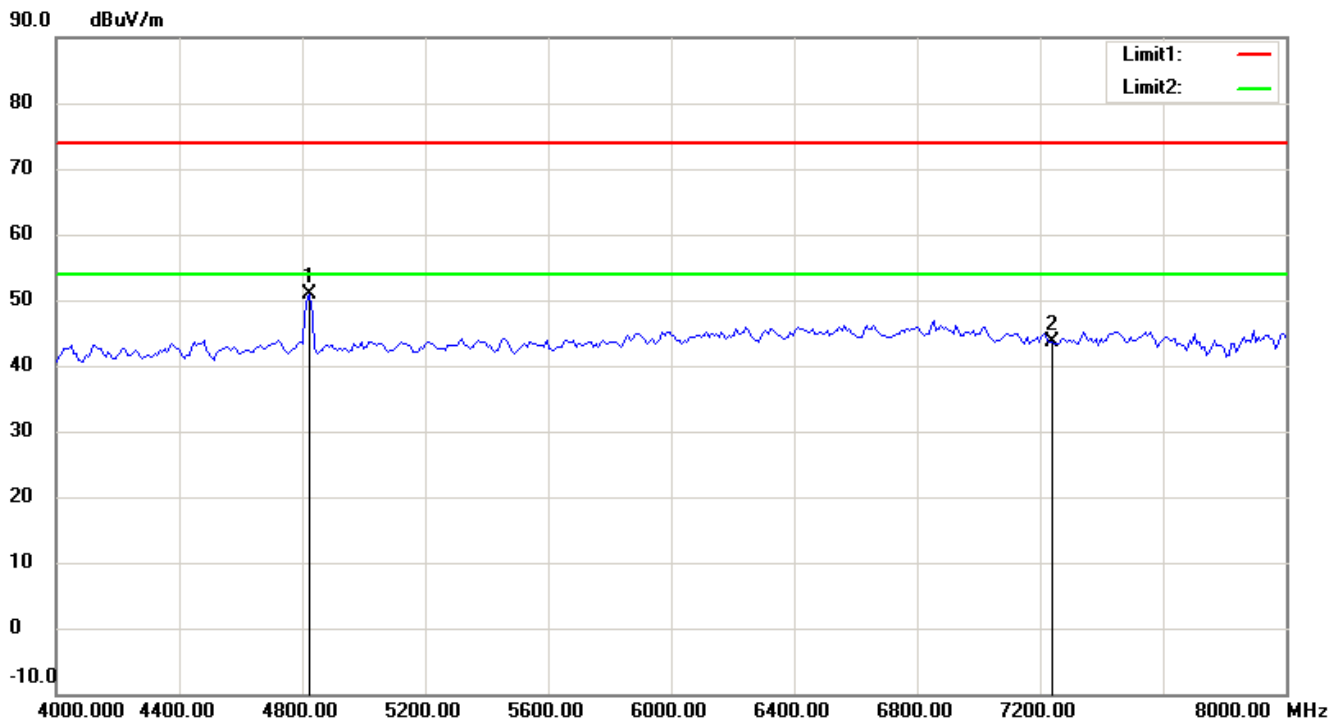
1. The attached measurement plots are preliminarily pre-scanned with peak detector for determining the final checking frequencies and are for reference only.
2. The some frequencies may exceed the limit line without the specified detectors, but that cannot present the results are failed to the specification of test standard.
3. For corrected test results are listed in the relevant table of radiated test data of this test report.



Worldwide Testing Services(Taiwan) Co., Ltd.

Registration number: W6M21311-13619-C-1

FCC ID: WKP-CDVW-011P



Up Line: Peak Limit Line Down Line: Ave Limit Line

Note:

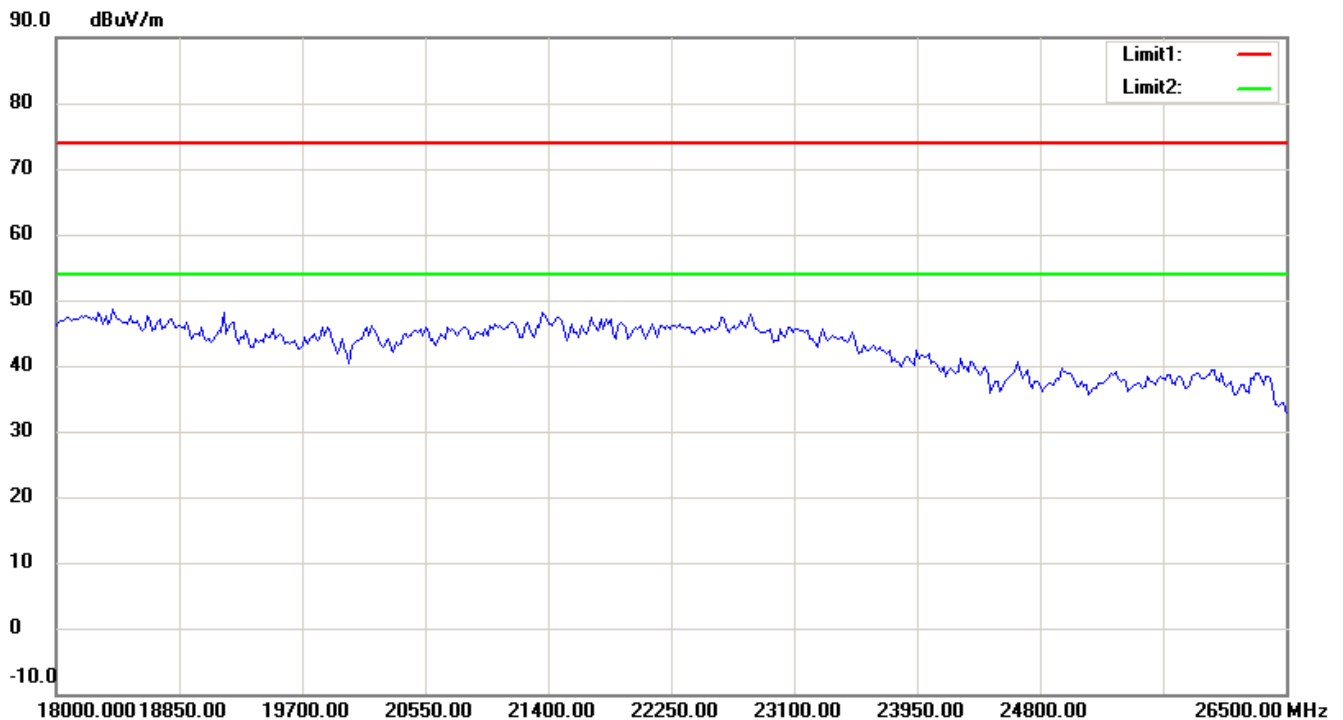
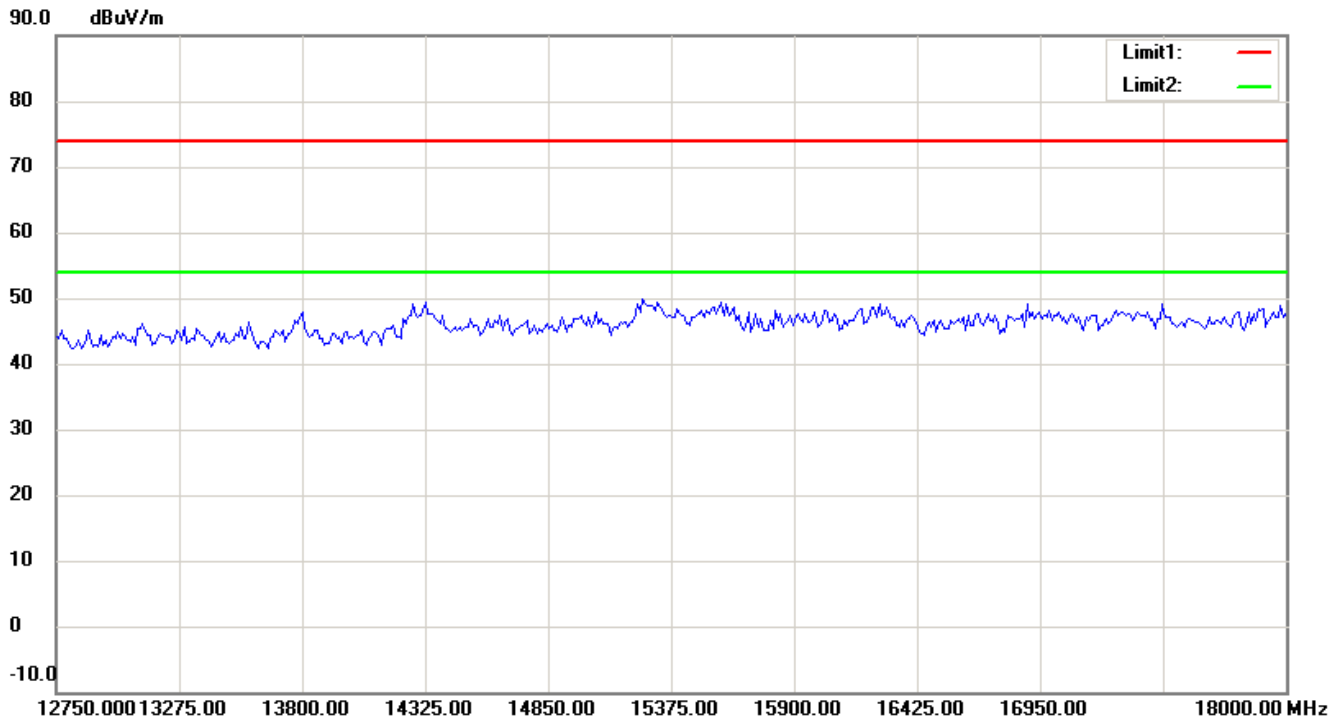
1. The attached measurement plots are preliminarily pre-scanned with peak detector for determining the final checking frequencies and are for reference only.
2. The some frequencies may exceed the limit line without the specified detectors, but that cannot present the results are failed to the specification of test standard.
3. For corrected test results are listed in the relevant table of radiated test data of this test report.



Worldwide Testing Services(Taiwan) Co., Ltd.

Registration number: W6M21311-13619-C-1

FCC ID: WKP-CDVW-011P



Up Line: Peak Limit Line Down Line: Ave Limit Line

Note:

1. The attached measurement plots are preliminarily pre-scanned with peak detector for determining the final checking frequencies and are for reference only.
2. The some frequencies may exceed the limit line without the specified detectors, but that cannot present the results are failed to the specification of test standard.
3. For corrected test results are listed in the relevant table of radiated test data of this test report.

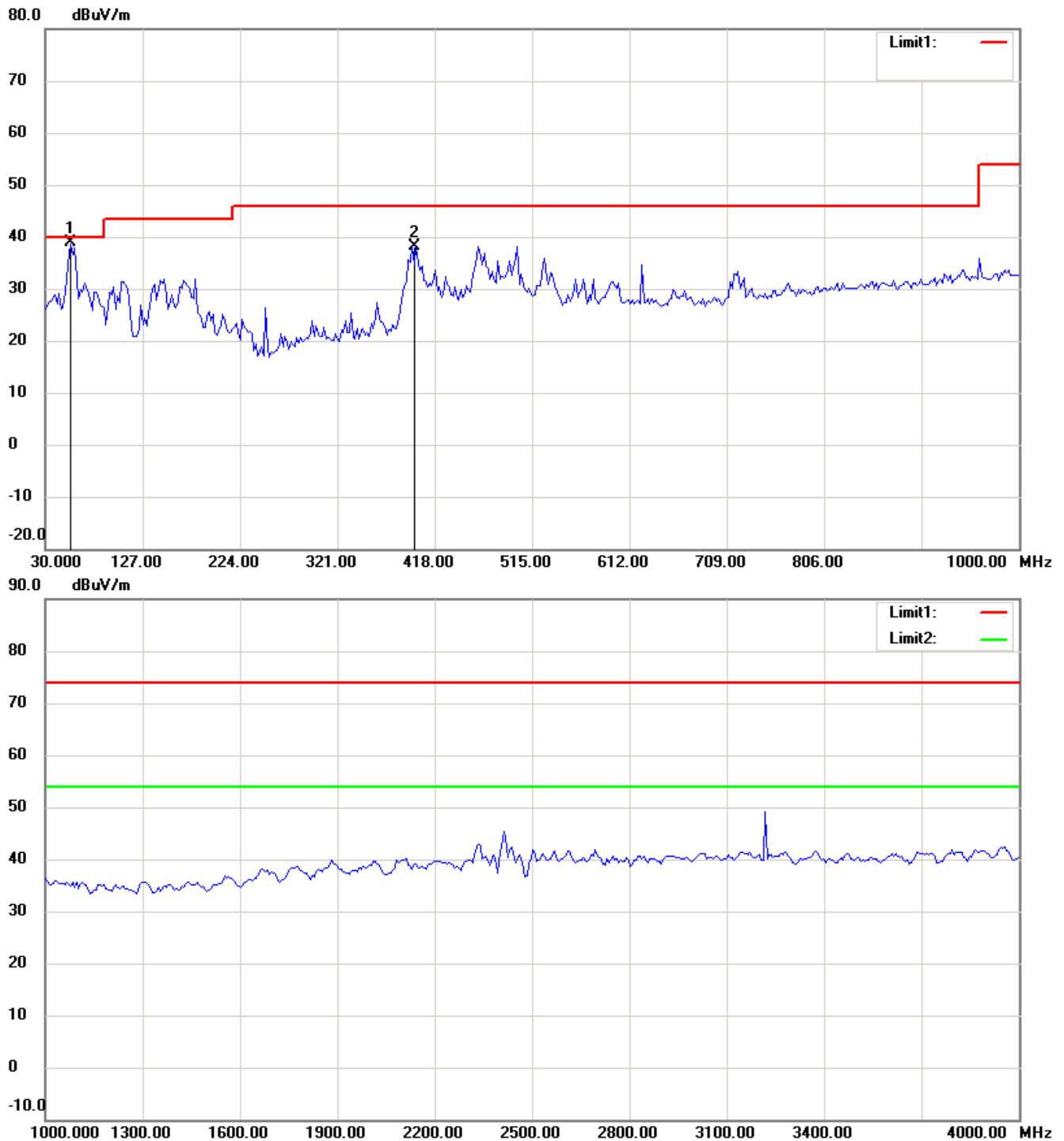


Worldwide Testing Services(Taiwan) Co., Ltd.

Registration number: W6M21311-13619-C-1

FCC ID: WKP-CDVW-011P

Antenna Polarization V



Up Line: Peak Limit Line Down Line: Ave Limit Line

Note:

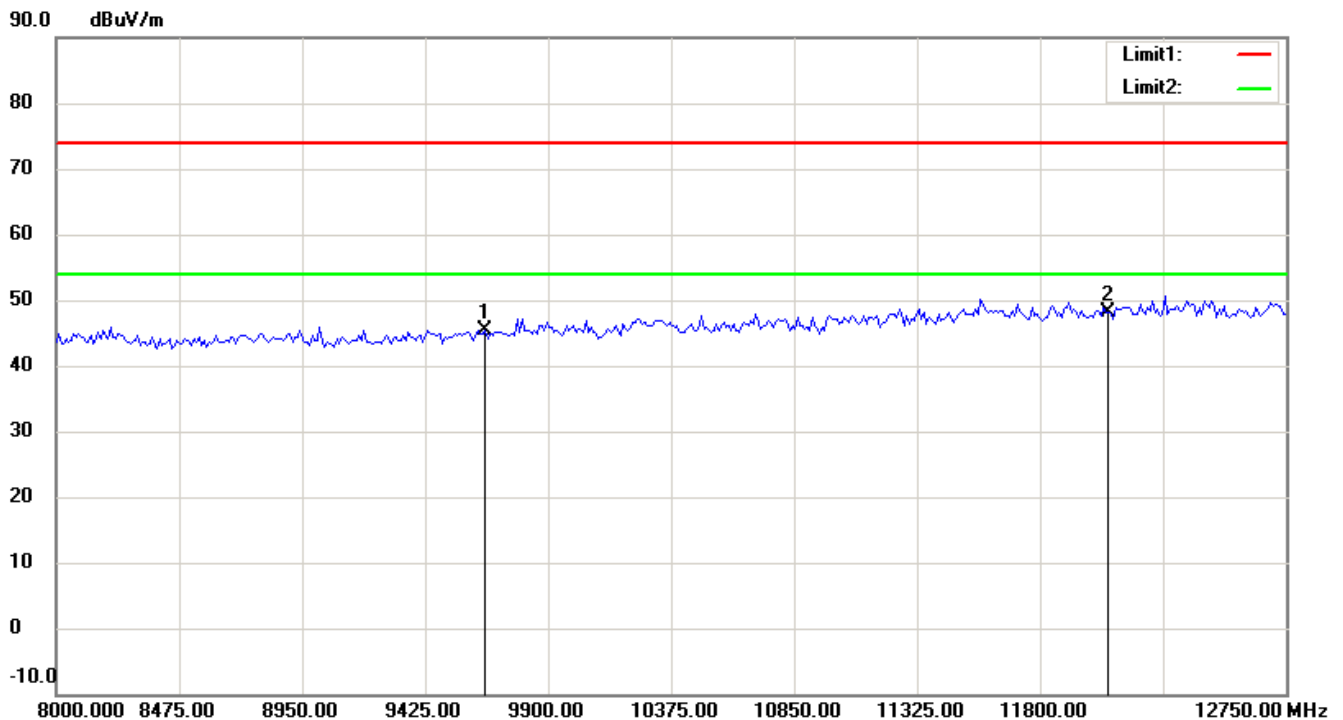
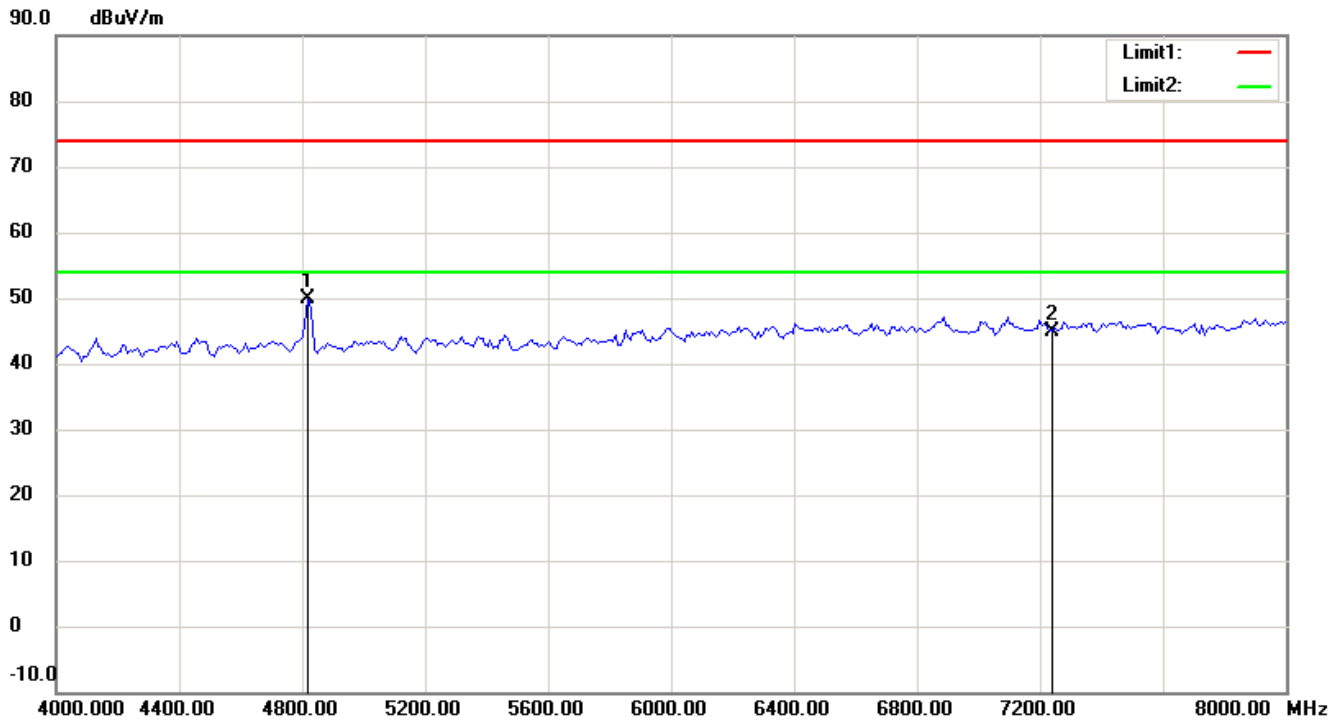
1. The attached measurement plots are preliminarily pre-scanned with peak detector for determining the final checking frequencies and are for reference only.
2. The some frequencies may exceed the limit line without the specified detectors, but that cannot present the results are failed to the specification of test standard.
3. For corrected test results are listed in the relevant table of radiated test data of this test report.



Worldwide Testing Services(Taiwan) Co., Ltd.

Registration number: W6M21311-13619-C-1

FCC ID: WKP-CDVW-011P



Up Line: Peak Limit Line Down Line: Ave Limit Line

Note:

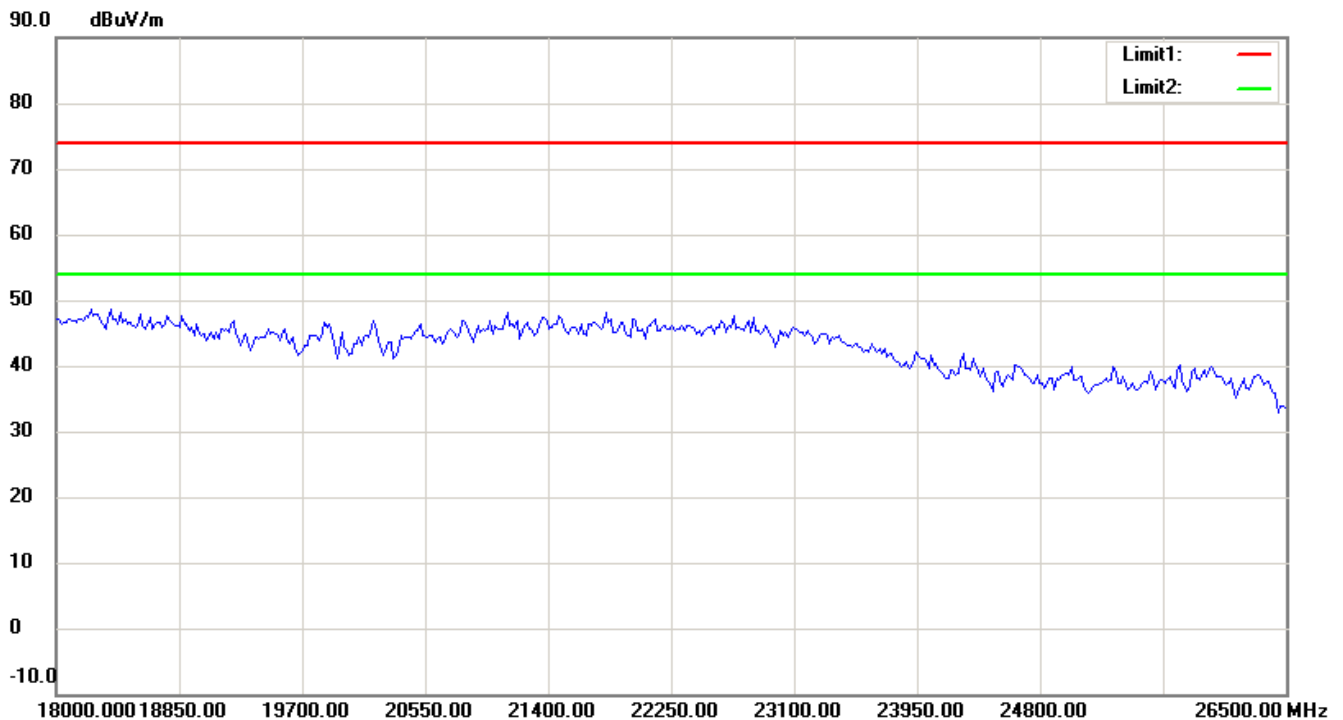
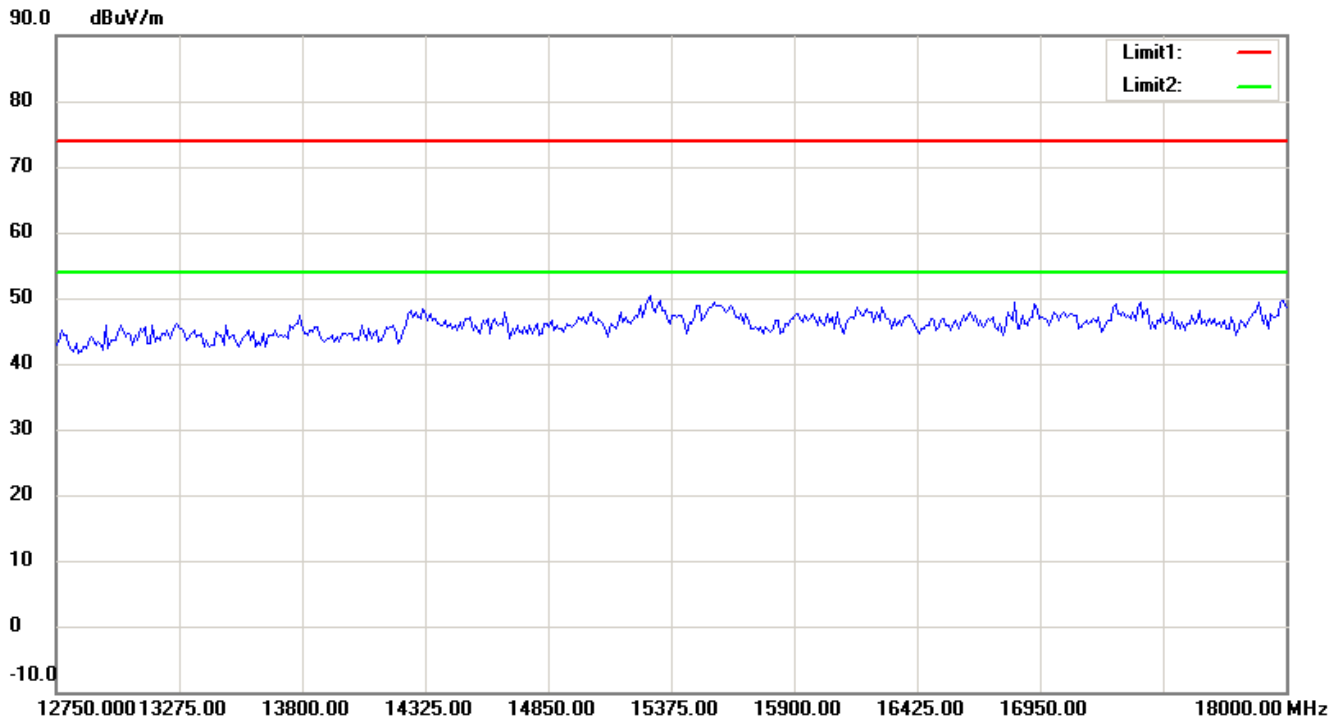
1. The attached measurement plots are preliminarily pre-scanned with peak detector for determining the final checking frequencies and are for reference only.
2. The some frequencies may exceed the limit line without the specified detectors, but that cannot present the results are failed to the specification of test standard.
3. For corrected test results are listed in the relevant table of radiated test data of this test report.



Worldwide Testing Services(Taiwan) Co., Ltd.

Registration number: W6M21311-13619-C-1

FCC ID: WKP-CDVW-011P



Up Line: Peak Limit Line Down Line: Ave Limit Line

Note:

1. The attached measurement plots are preliminarily pre-scanned with peak detector for determining the final checking frequencies and are for reference only.
2. The some frequencies may exceed the limit line without the specified detectors, but that cannot present the results are failed to the specification of test standard.
3. For corrected test results are listed in the relevant table of radiated test data of this test report.

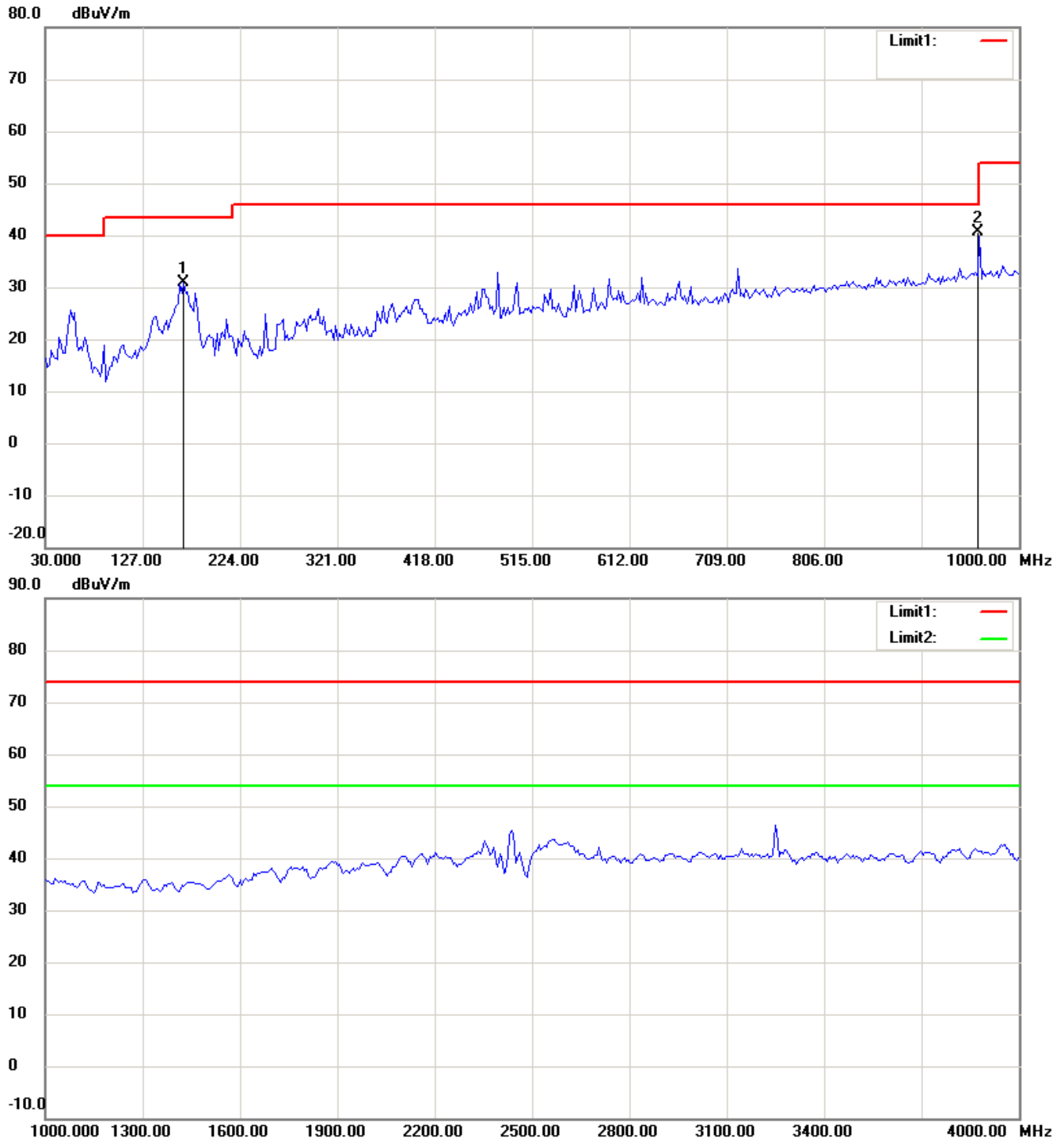


Registration number: W6M21311-13619-C-1

FCC ID: WKP-CDVW-011P

CH6

Antenna Polarization H



Up Line: Peak Limit Line Down Line: Ave Limit Line

Note:

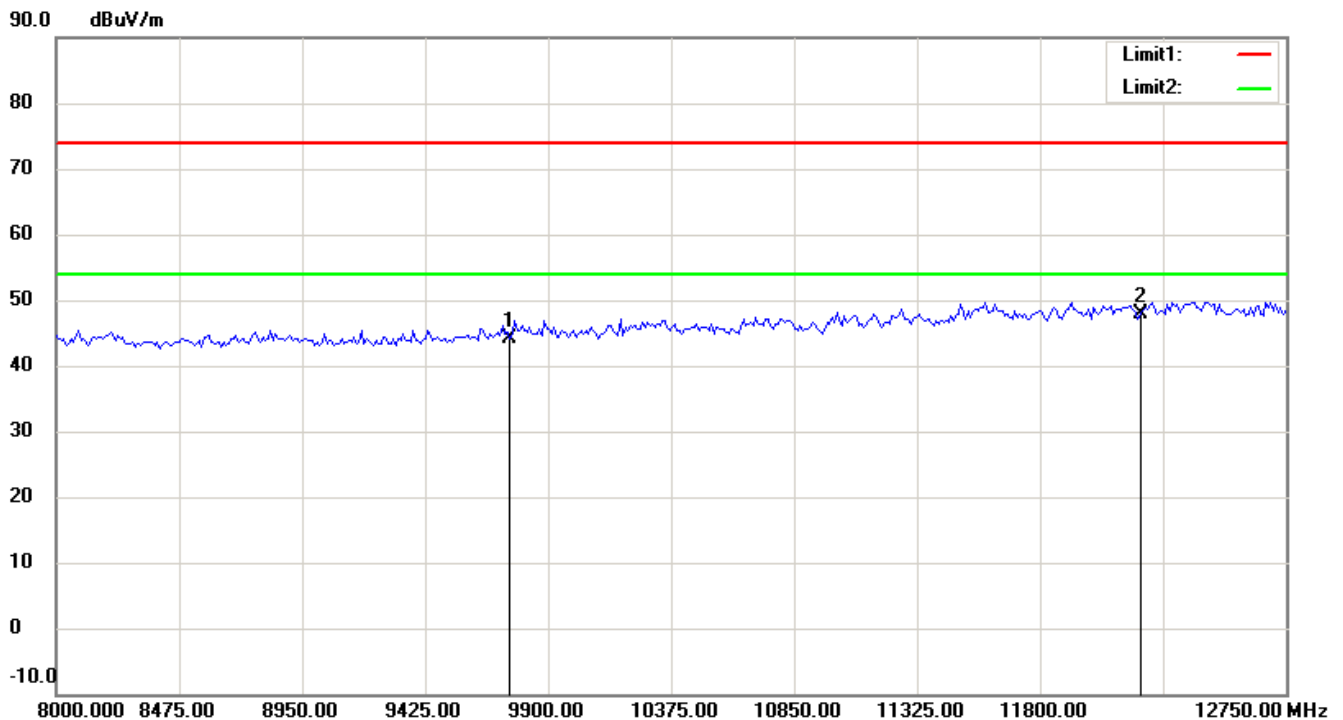
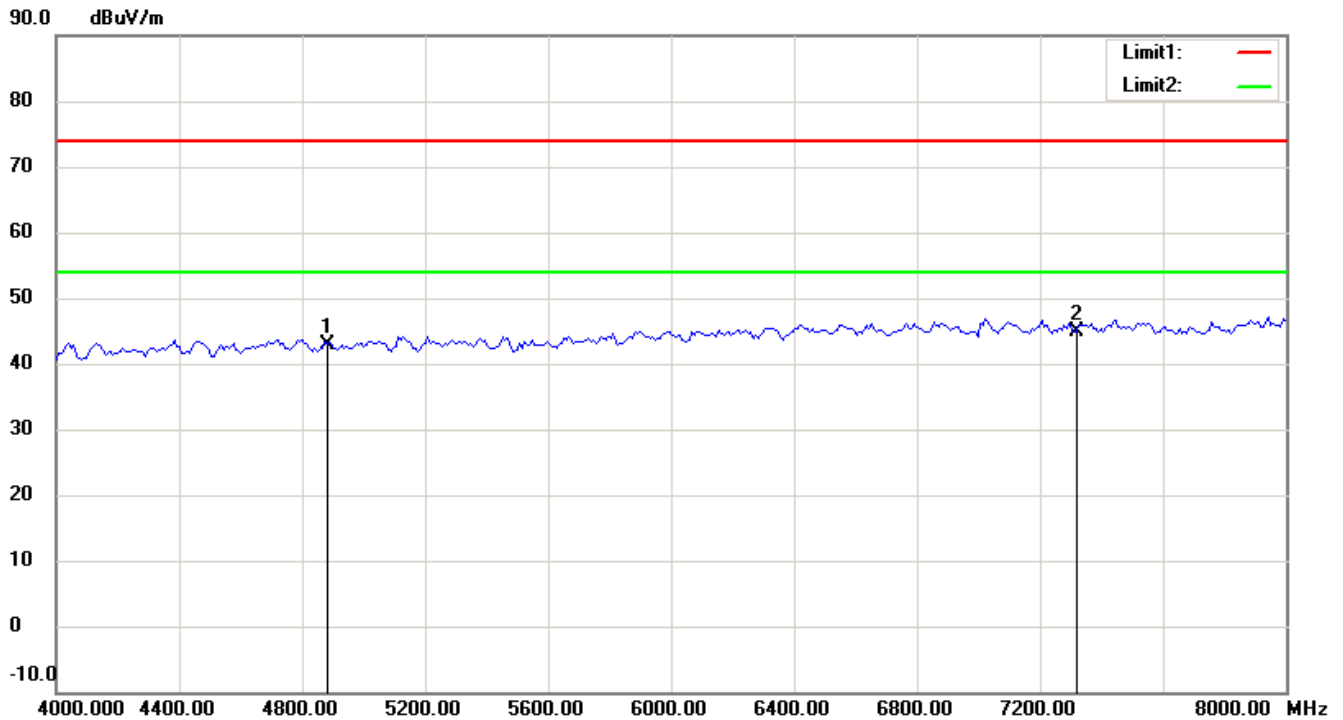
1. The attached measurement plots are preliminarily pre-scanned with peak detector for determining the final checking frequencies and are for reference only.
2. The some frequencies may exceed the limit line without the specified detectors, but that cannot present the results are failed to the specification of test standard.
3. For corrected test results are listed in the relevant table of radiated test data of this test report.



Worldwide Testing Services(Taiwan) Co., Ltd.

Registration number: W6M21311-13619-C-1

FCC ID: WKP-CDVW-011P



Up Line: Peak Limit Line Down Line: Ave Limit Line

Note:

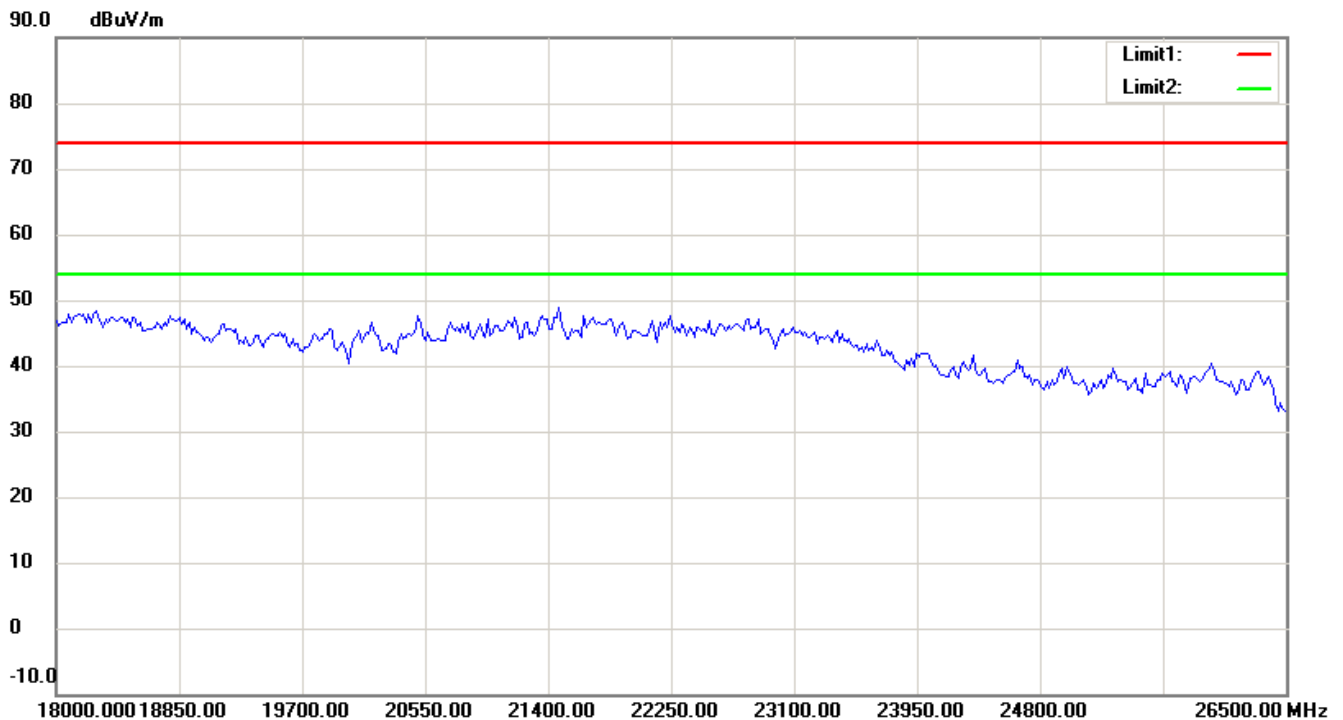
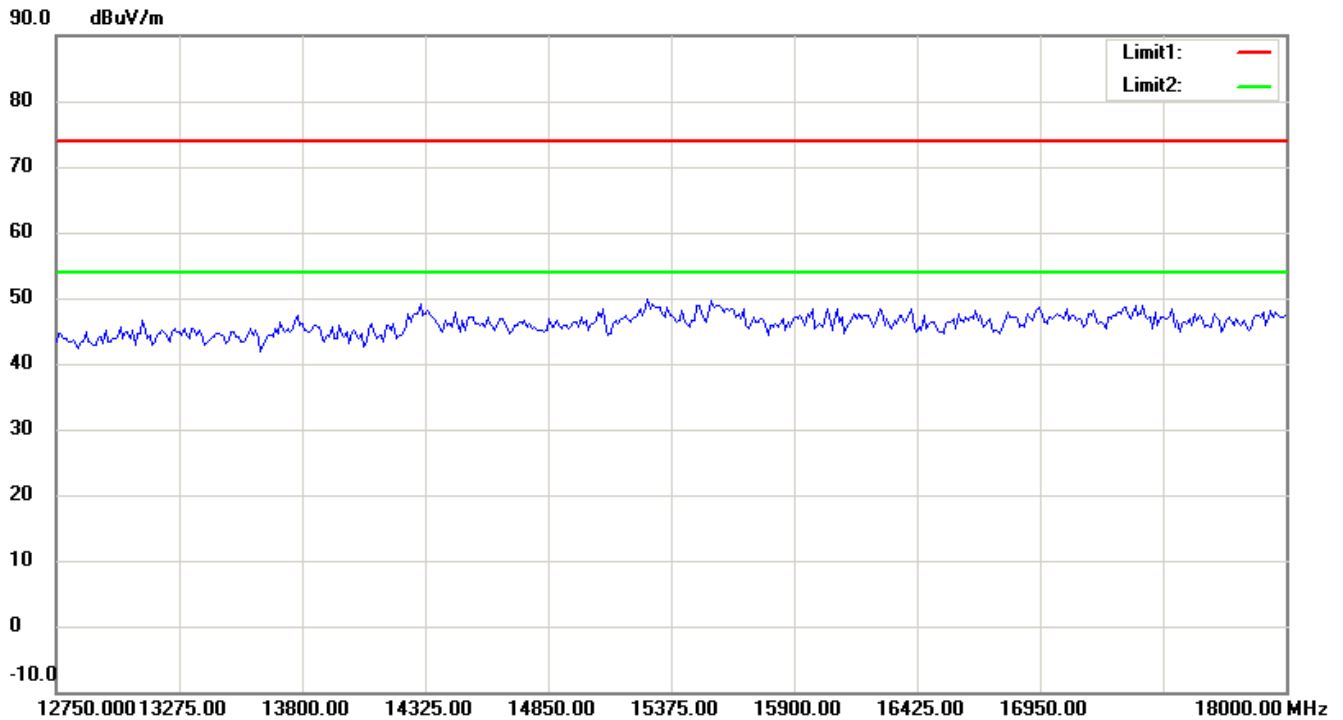
1. The attached measurement plots are preliminarily pre-scanned with peak detector for determining the final checking frequencies and are for reference only.
2. The some frequencies may exceed the limit line without the specified detectors, but that cannot present the results are failed to the specification of test standard.
3. For corrected test results are listed in the relevant table of radiated test data of this test report.



Worldwide Testing Services(Taiwan) Co., Ltd.

Registration number: W6M21311-13619-C-1

FCC ID: WKP-CDVW-011P



Up Line: Peak Limit Line Down Line: Ave Limit Line

Note:

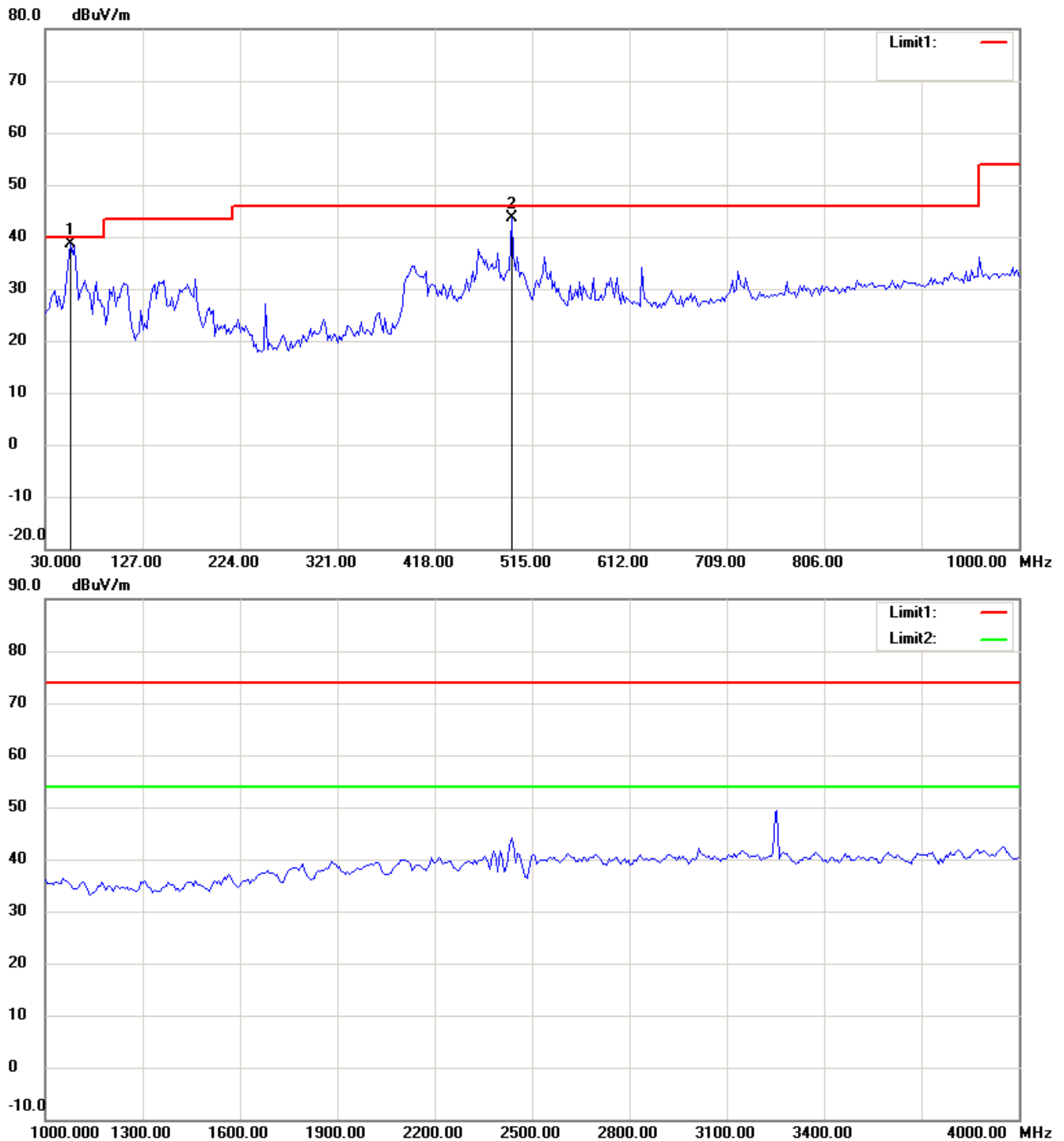
1. The attached measurement plots are preliminarily pre-scanned with peak detector for determining the final checking frequencies and are for reference only.
2. The some frequencies may exceed the limit line without the specified detectors, but that cannot present the results are failed to the specification of test standard.
3. For corrected test results are listed in the relevant table of radiated test data of this test report.



Registration number: W6M21311-13619-C-1

FCC ID: WKP-CDVW-011P

Antenna Polarization V



Up Line: Peak Limit Line Down Line: Ave Limit Line

Note:

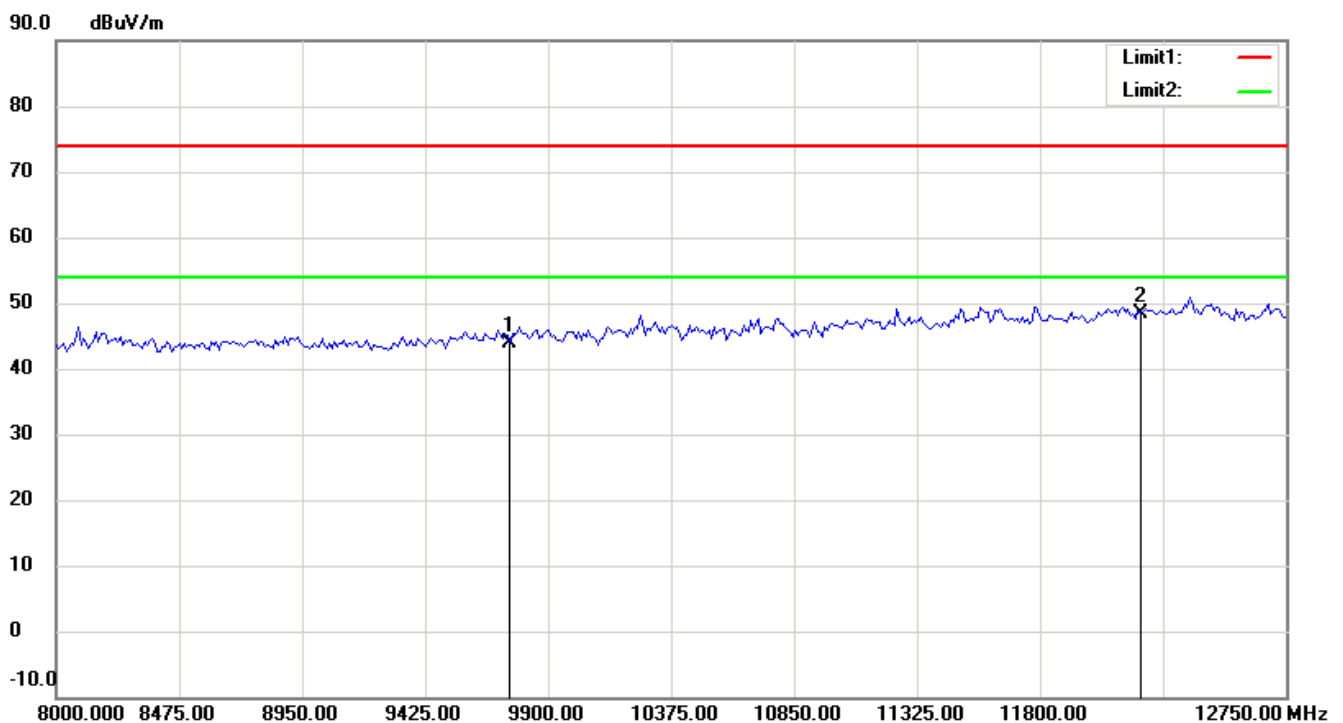
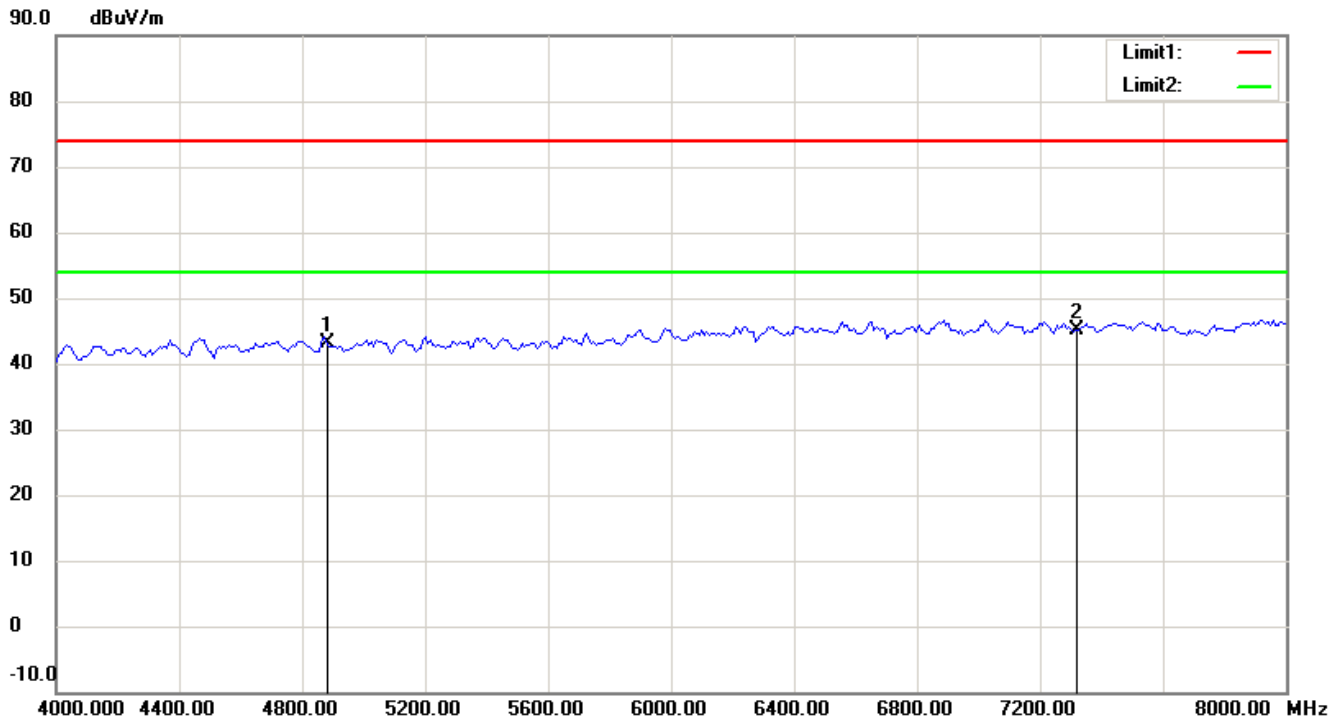
1. The attached measurement plots are preliminarily pre-scanned with peak detector for determining the final checking frequencies and are for reference only.
2. The some frequencies may exceed the limit line without the specified detectors, but that cannot present the results are failed to the specification of test standard.
3. For corrected test results are listed in the relevant table of radiated test data of this test report.



Worldwide Testing Services(Taiwan) Co., Ltd.

Registration number: W6M21311-13619-C-1

FCC ID: WKP-CDVW-011P



Up Line: Peak Limit Line Down Line: Ave Limit Line

Note:

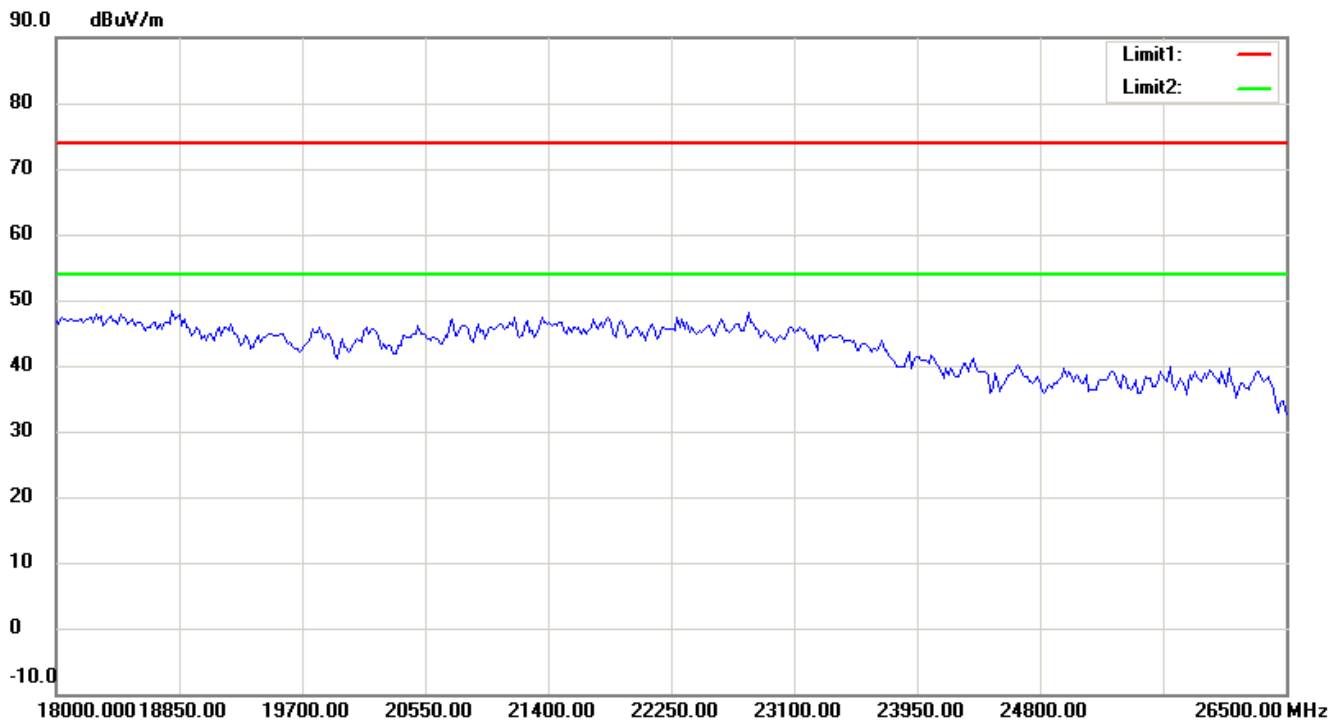
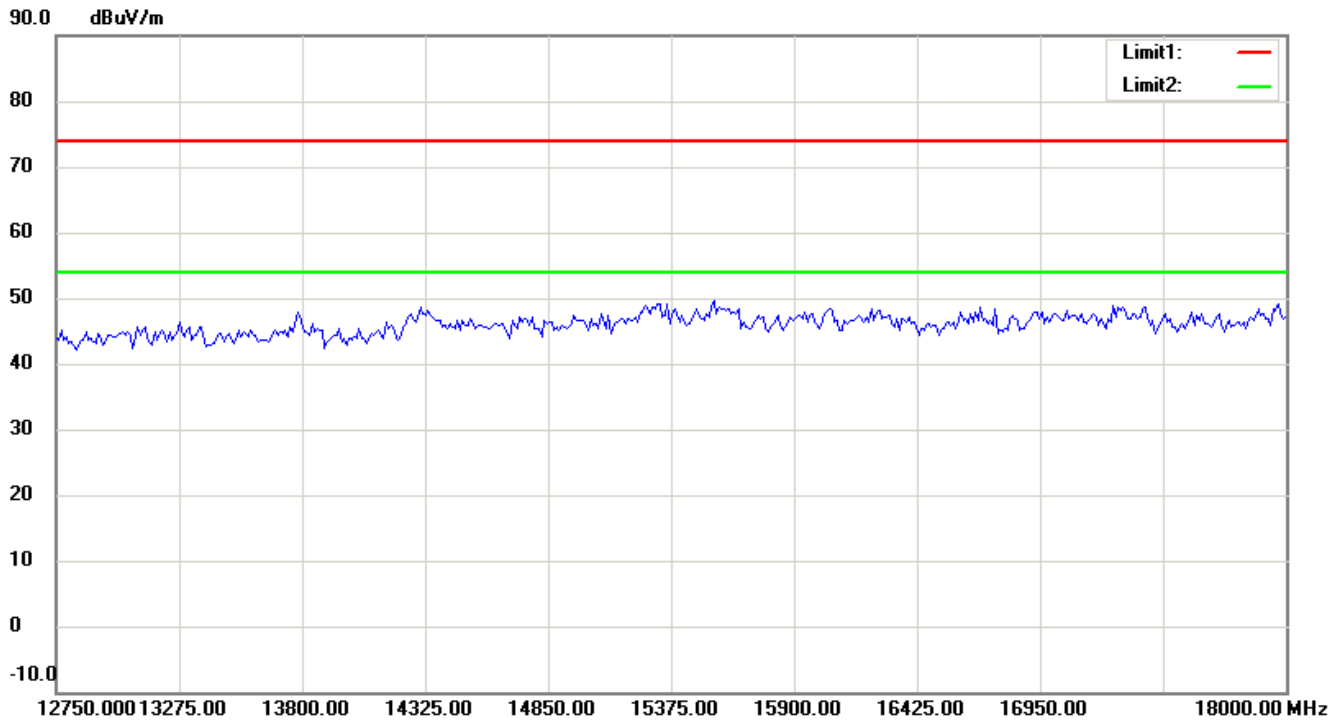
1. The attached measurement plots are preliminarily pre-scanned with peak detector for determining the final checking frequencies and are for reference only.
2. The some frequencies may exceed the limit line without the specified detectors, but that cannot present the results are failed to the specification of test standard.
3. For corrected test results are listed in the relevant table of radiated test data of this test report.



Worldwide Testing Services(Taiwan) Co., Ltd.

Registration number: W6M21311-13619-C-1


FCC ID: WKP-CDVW-011P



Up Line: Peak Limit Line Down Line: Ave Limit Line

Note:

1. The attached measurement plots are preliminarily pre-scanned with peak detector for determining the final checking frequencies and are for reference only.
2. The some frequencies may exceed the limit line without the specified detectors, but that cannot present the results are failed to the specification of test standard.
3. For corrected test results are listed in the relevant table of radiated test data of this test report.

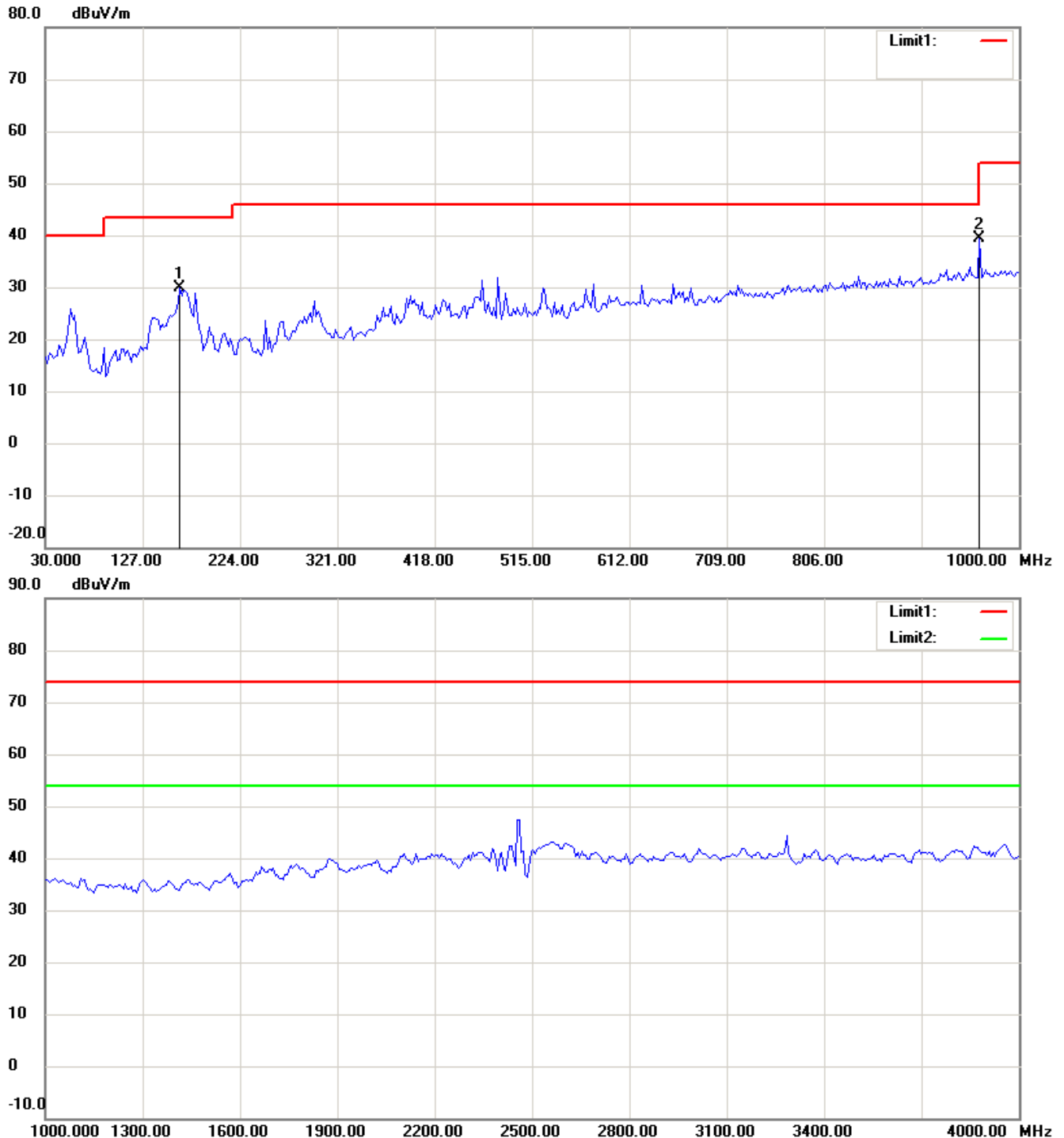


Registration number: W6M21311-13619-C-1

FCC ID: WKP-CDVW-011P

CH11

Antenna Polarization H



Up Line: Peak Limit Line Down Line: Ave Limit Line

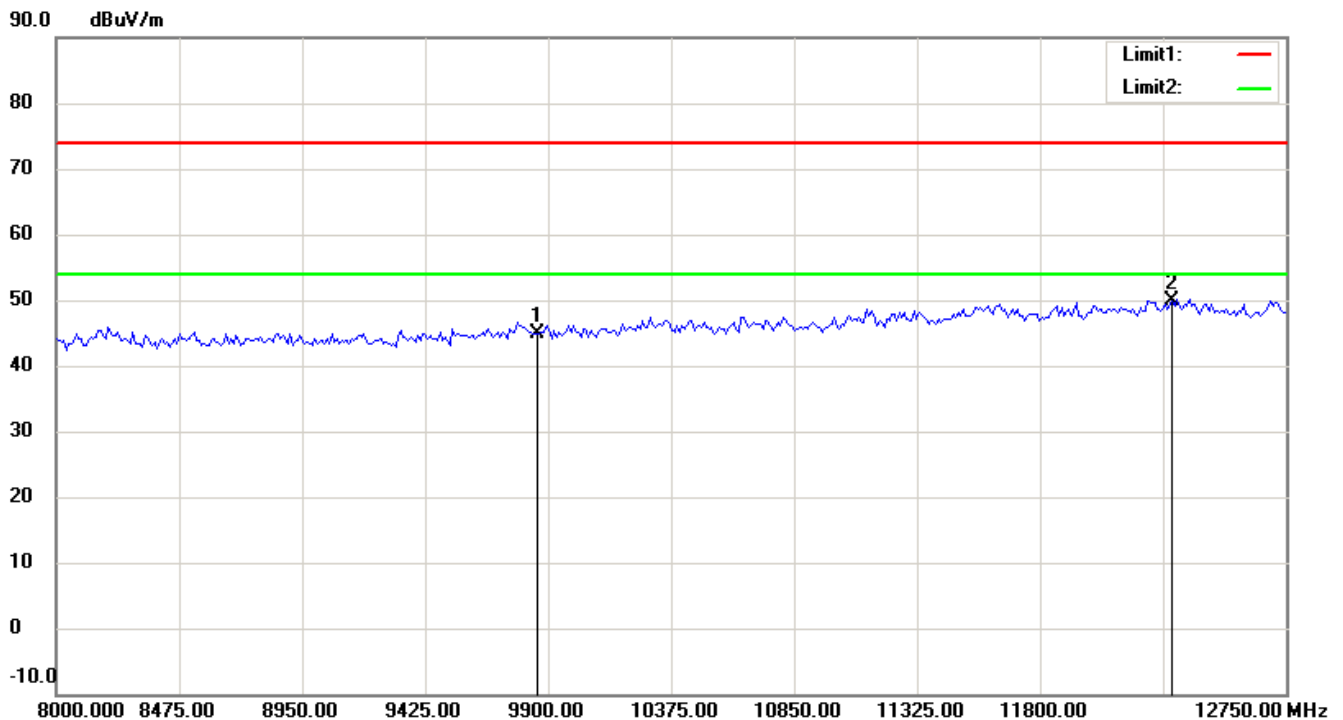
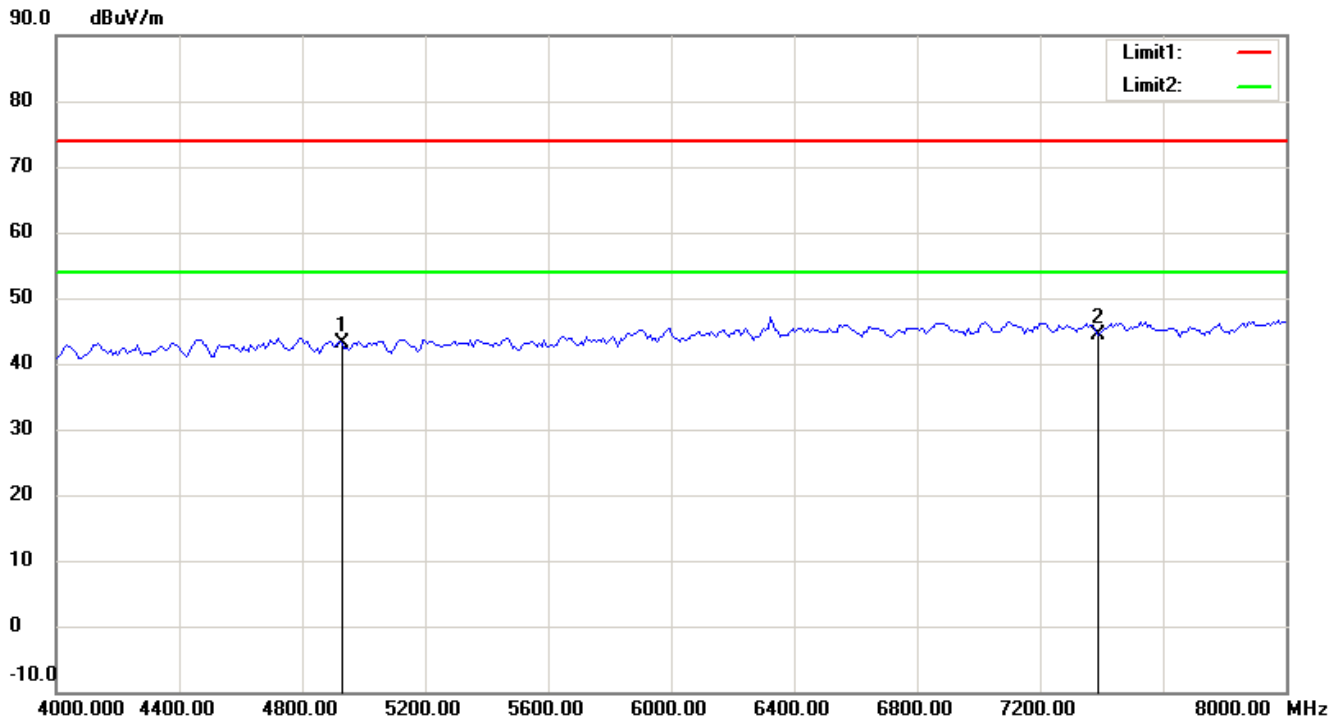
Note:

1. The attached measurement plots are preliminarily pre-scanned with peak detector for determining the final checking frequencies and are for reference only.
2. The some frequencies may exceed the limit line without the specified detectors, but that cannot present the results are failed to the specification of test standard.
3. For corrected test results are listed in the relevant table of radiated test data of this test report.



Registration number: W6M21311-13619-C-1

FCC ID: WKP-CDVW-01IP



Up Line: Peak Limit Line Down Line: Ave Limit Line

Note:

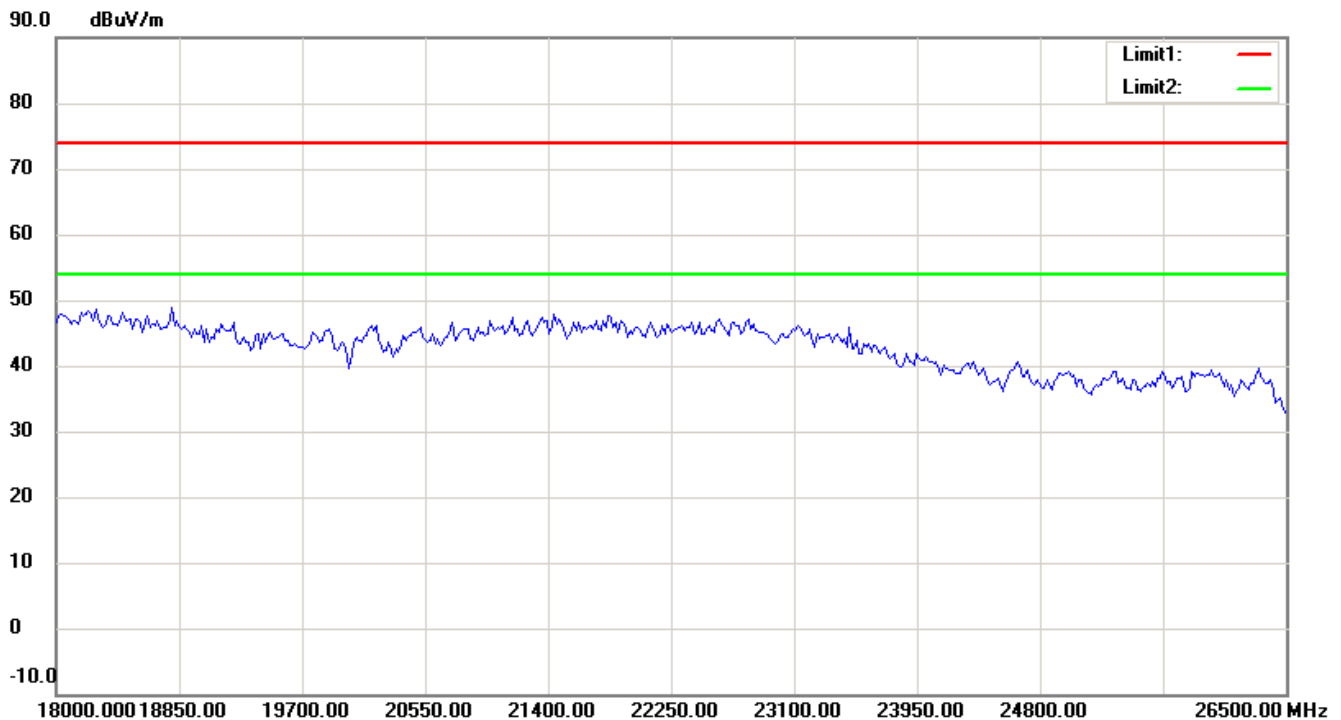
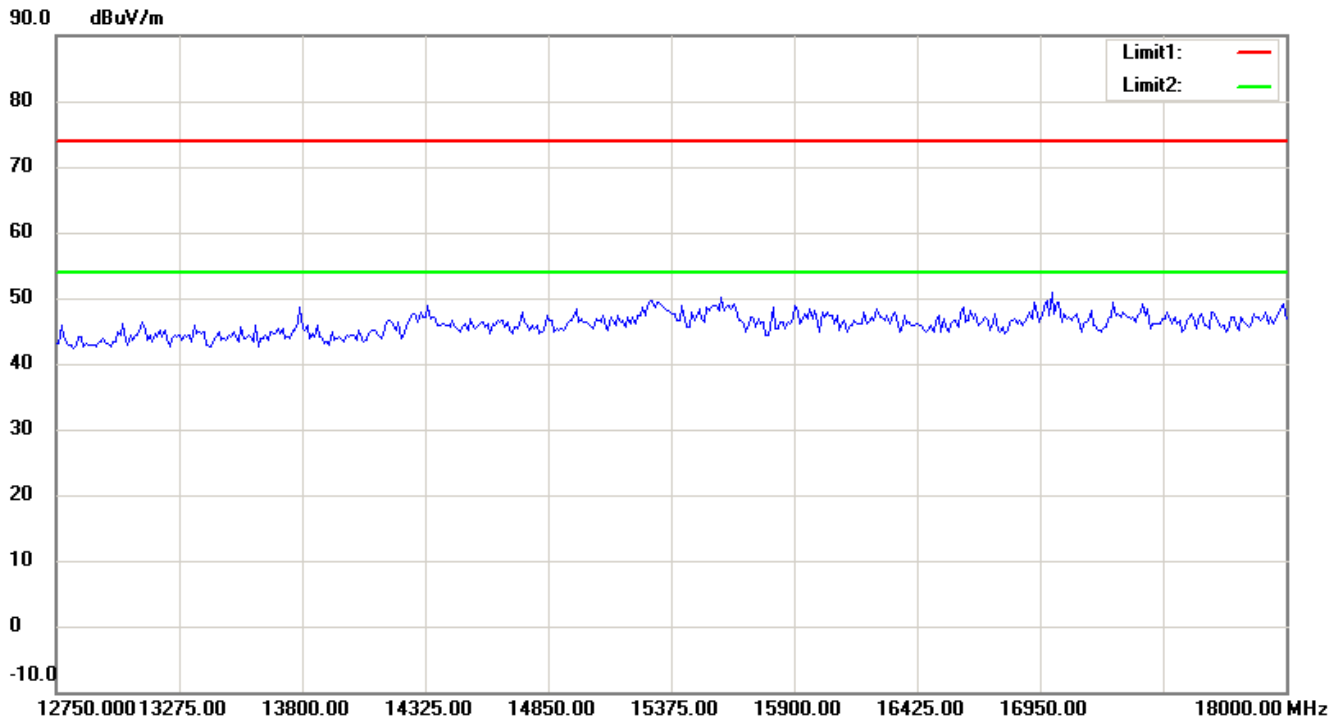
1. The attached measurement plots are preliminarily pre-scanned with peak detector for determining the final checking frequencies and are for reference only.
2. The some frequencies may exceed the limit line without the specified detectors, but that cannot present the results are failed to the specification of test standard.
3. For corrected test results are listed in the relevant table of radiated test data of this test report.



Worldwide Testing Services(Taiwan) Co., Ltd.

Registration number: W6M21311-13619-C-1

FCC ID: WKP-CDVW-011P



Up Line: Peak Limit Line Down Line: Ave Limit Line

Note:

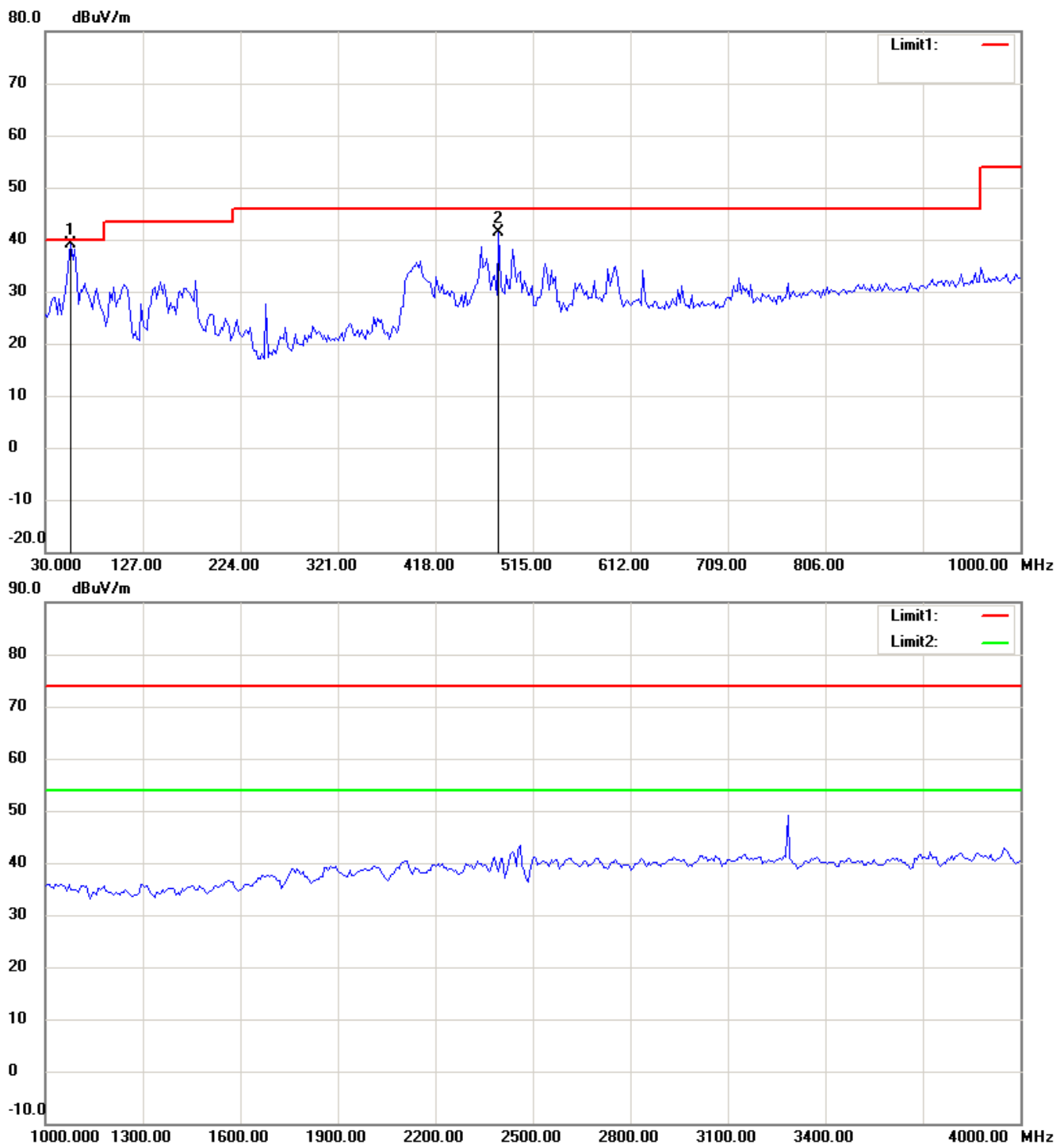
1. The attached measurement plots are preliminarily pre-scanned with peak detector for determining the final checking frequencies and are for reference only.
2. The some frequencies may exceed the limit line without the specified detectors, but that cannot present the results are failed to the specification of test standard.
3. For corrected test results are listed in the relevant table of radiated test data of this test report.



Registration number: W6M21311-13619-C-1

FCC ID: WKP-CDVW-01IP

Antenna Polarization V



Up Line: Peak Limit Line Down Line: Ave Limit Line

Note:

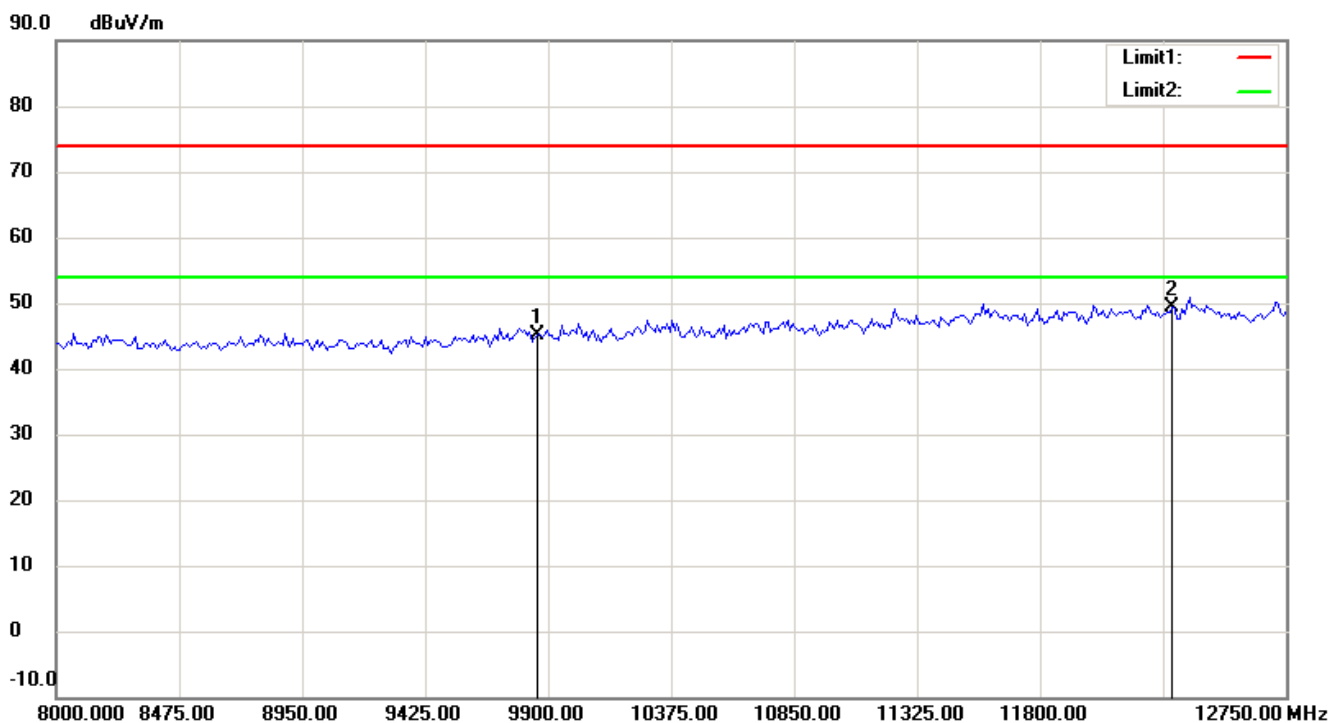
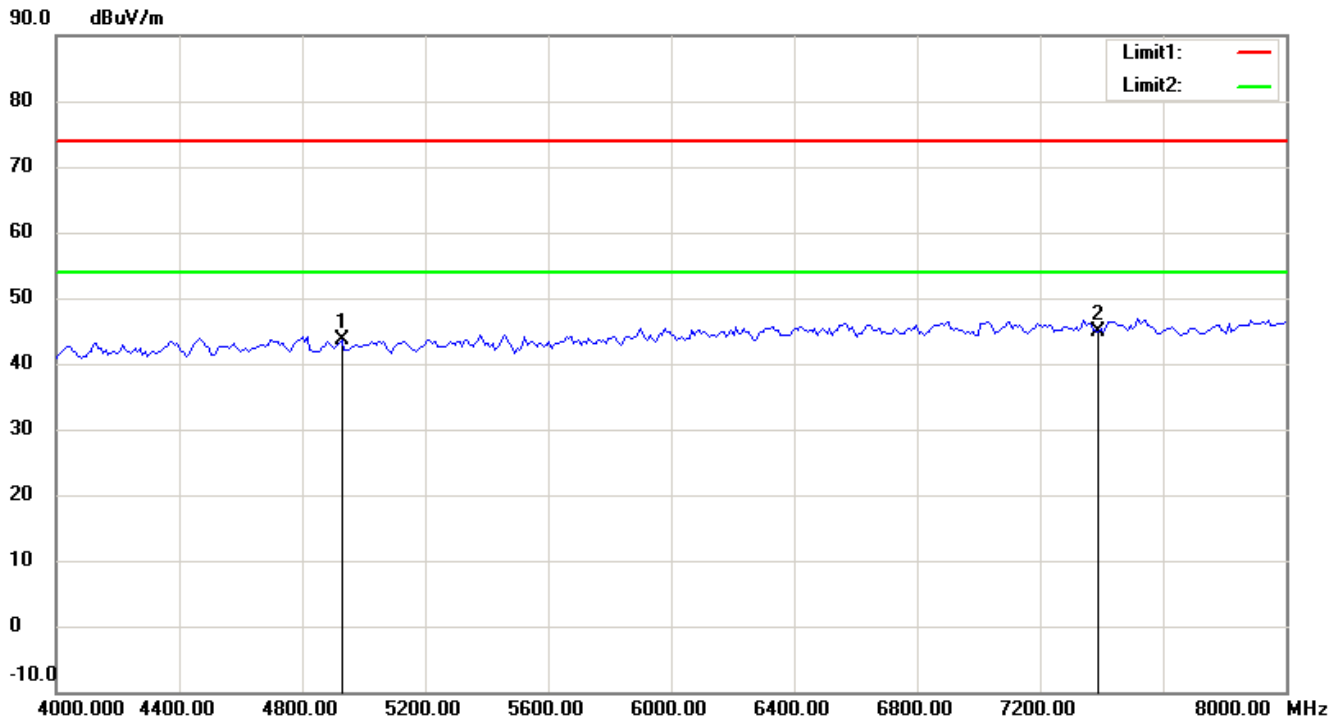
1. The attached measurement plots are preliminarily pre-scanned with peak detector for determining the final checking frequencies and are for reference only.
2. The some frequencies may exceed the limit line without the specified detectors, but that cannot present the results are failed to the specification of test standard.
3. For corrected test results are listed in the relevant table of radiated test data of this test report.



Worldwide Testing Services(Taiwan) Co., Ltd.

Registration number: W6M21311-13619-C-1

FCC ID: WKP-CDVW-01IP



Up Line: Peak Limit Line Down Line: Ave Limit Line

Note:

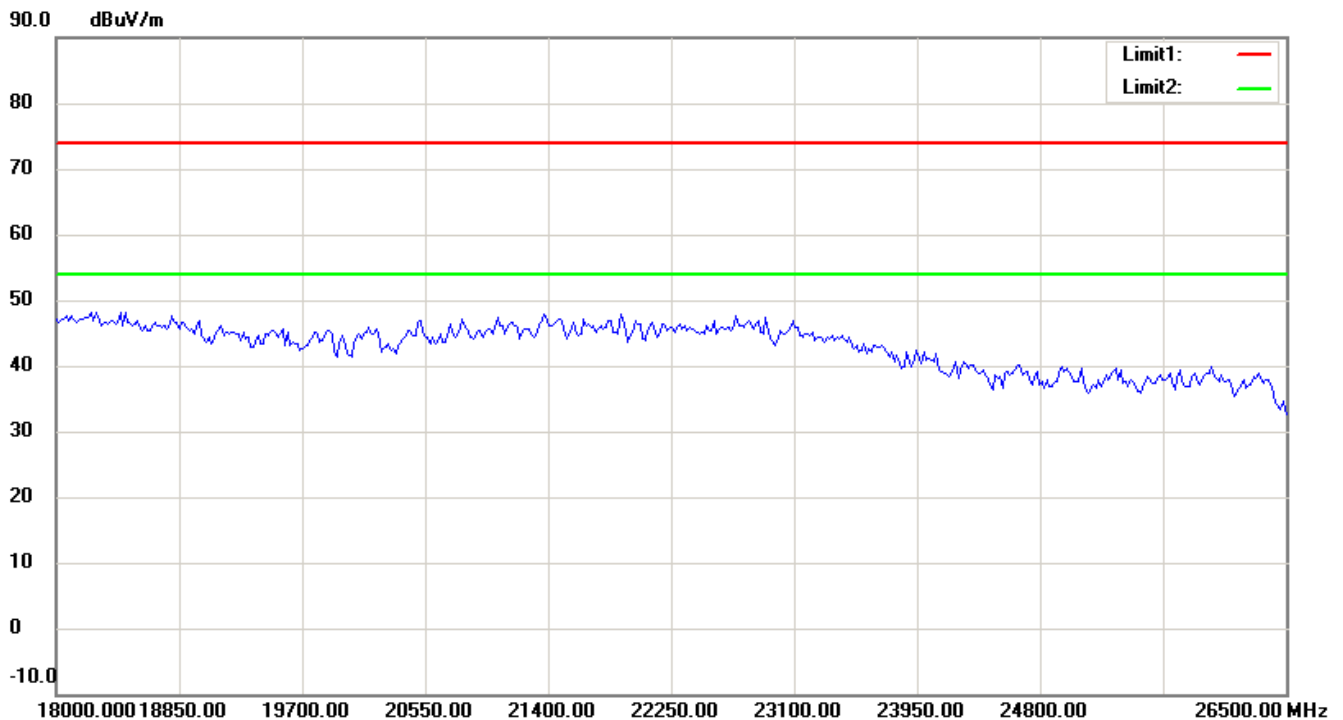
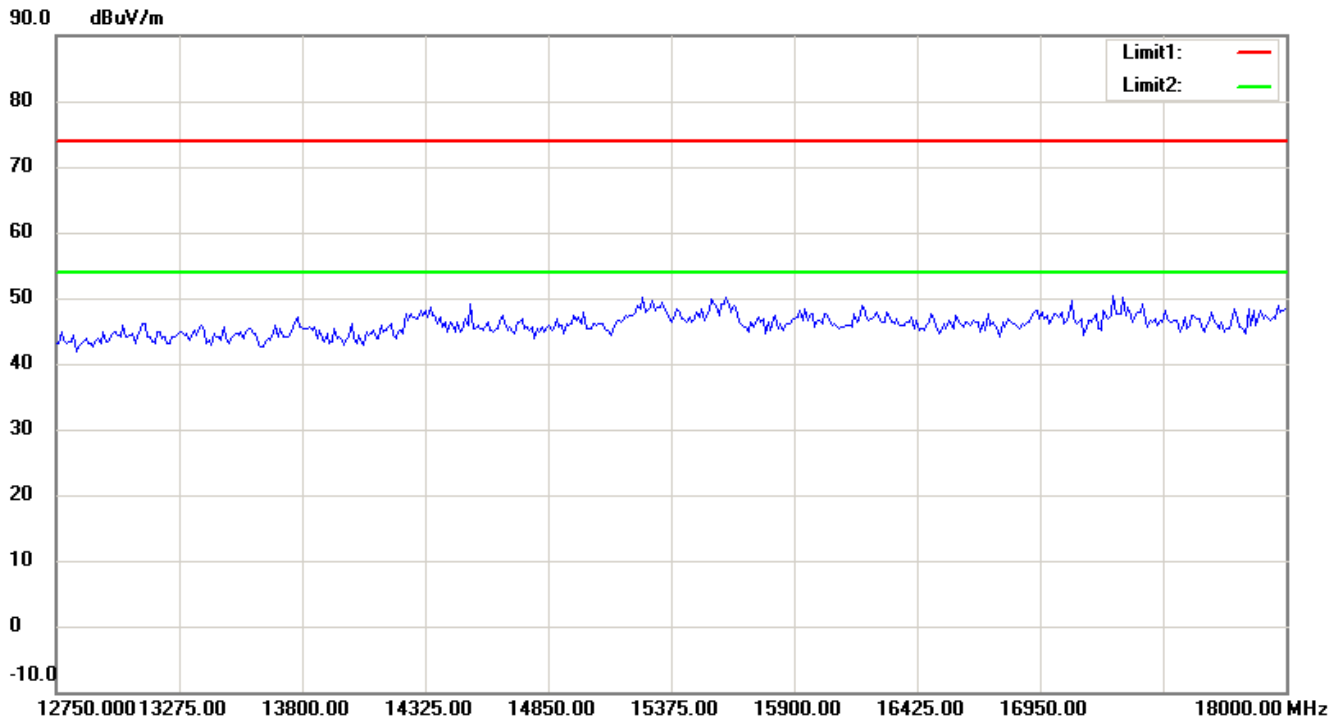
1. The attached measurement plots are preliminarily pre-scanned with peak detector for determining the final checking frequencies and are for reference only.
2. The some frequencies may exceed the limit line without the specified detectors, but that cannot present the results are failed to the specification of test standard.
3. For corrected test results are listed in the relevant table of radiated test data of this test report.



Worldwide Testing Services(Taiwan) Co., Ltd.

Registration number: W6M21311-13619-C-1

FCC ID: WKP-CDVW-011P



Up Line: Peak Limit Line Down Line: Ave Limit Line

Note:

1. The attached measurement plots are preliminarily pre-scanned with peak detector for determining the final checking frequencies and are for reference only.
2. The some frequencies may exceed the limit line without the specified detectors, but that cannot present the results are failed to the specification of test standard.
3. For corrected test results are listed in the relevant table of radiated test data of this test report.



Worldwide Testing Services(Taiwan) Co., Ltd.

Registration number: W6M21311-13619-C-1

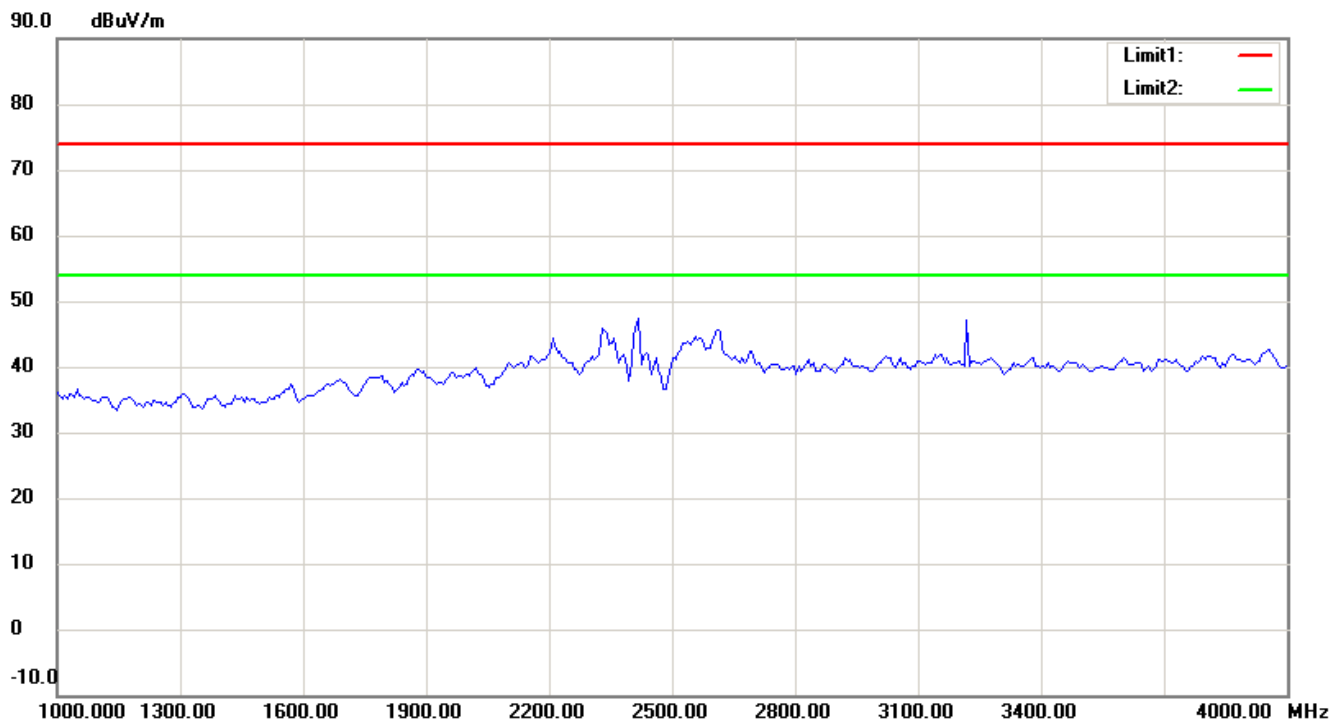
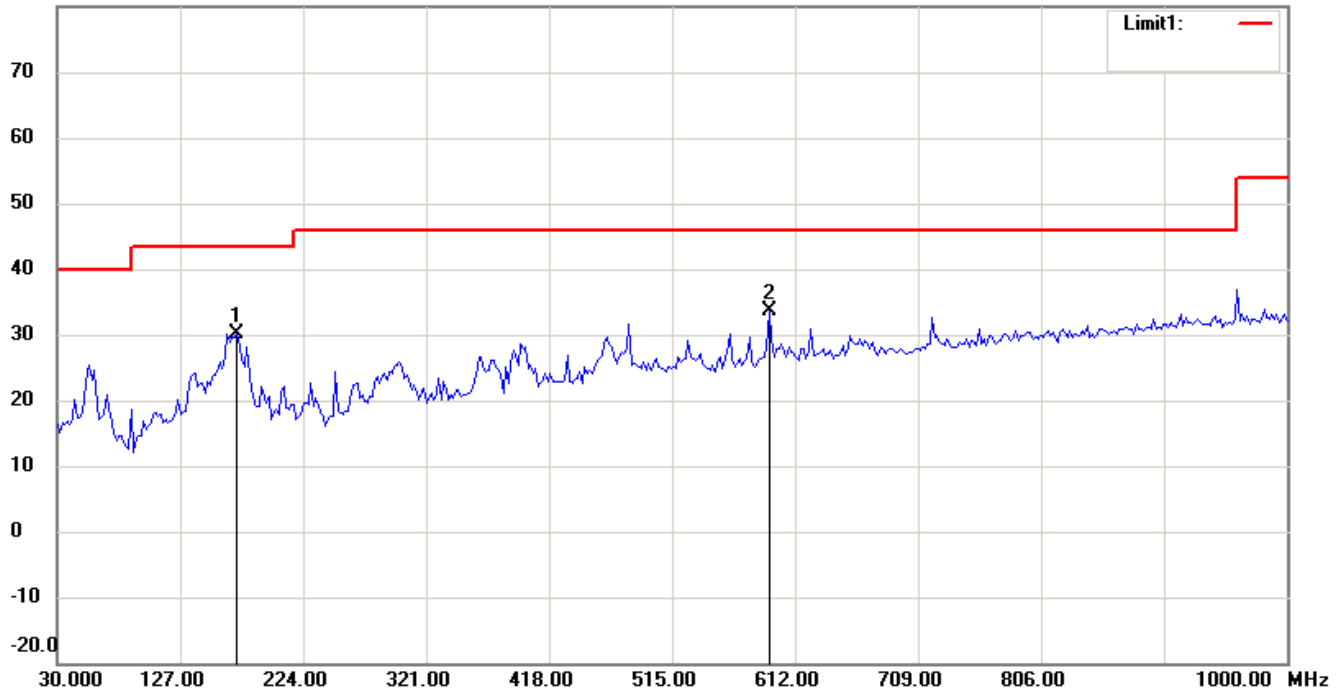
FCC ID: WKP-CDVW-011P

ANT 2

802.11b_CH1

Antenna Polarization H

80.0 dBuV/m



Up Line: Peak Limit Line Down Line: Ave Limit Line

Note:

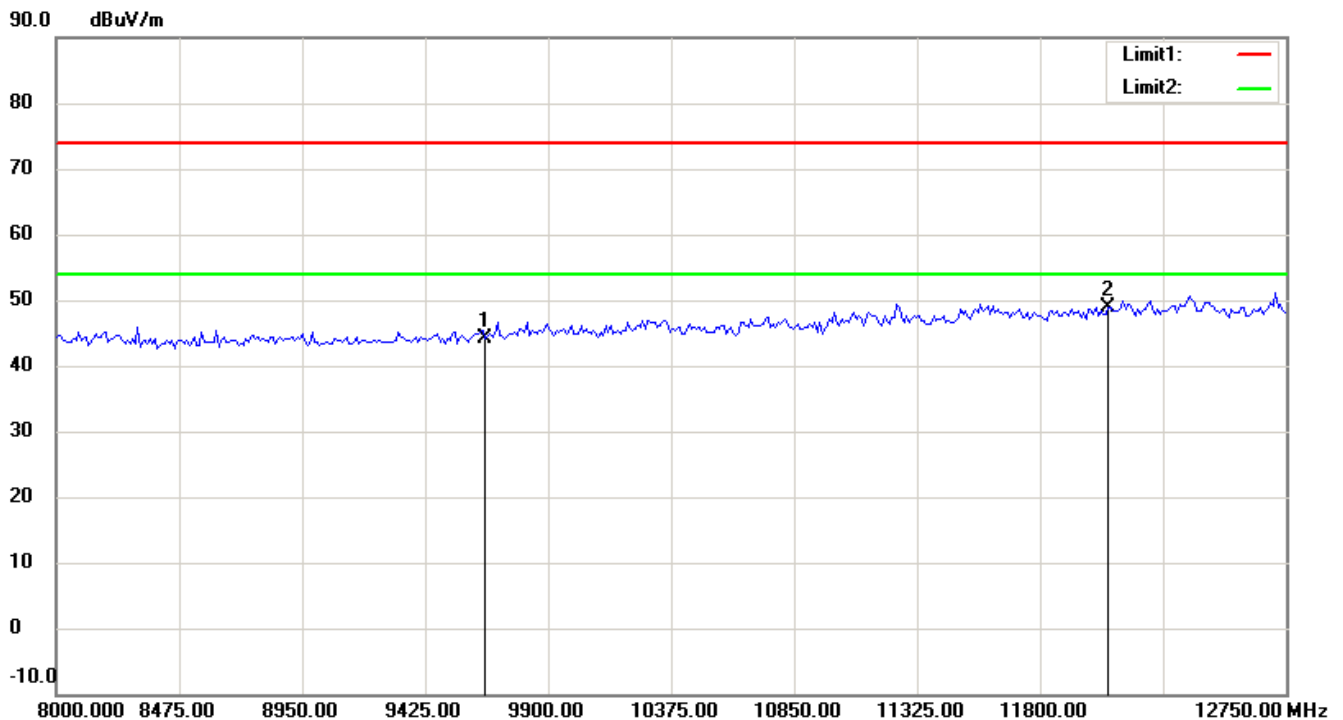
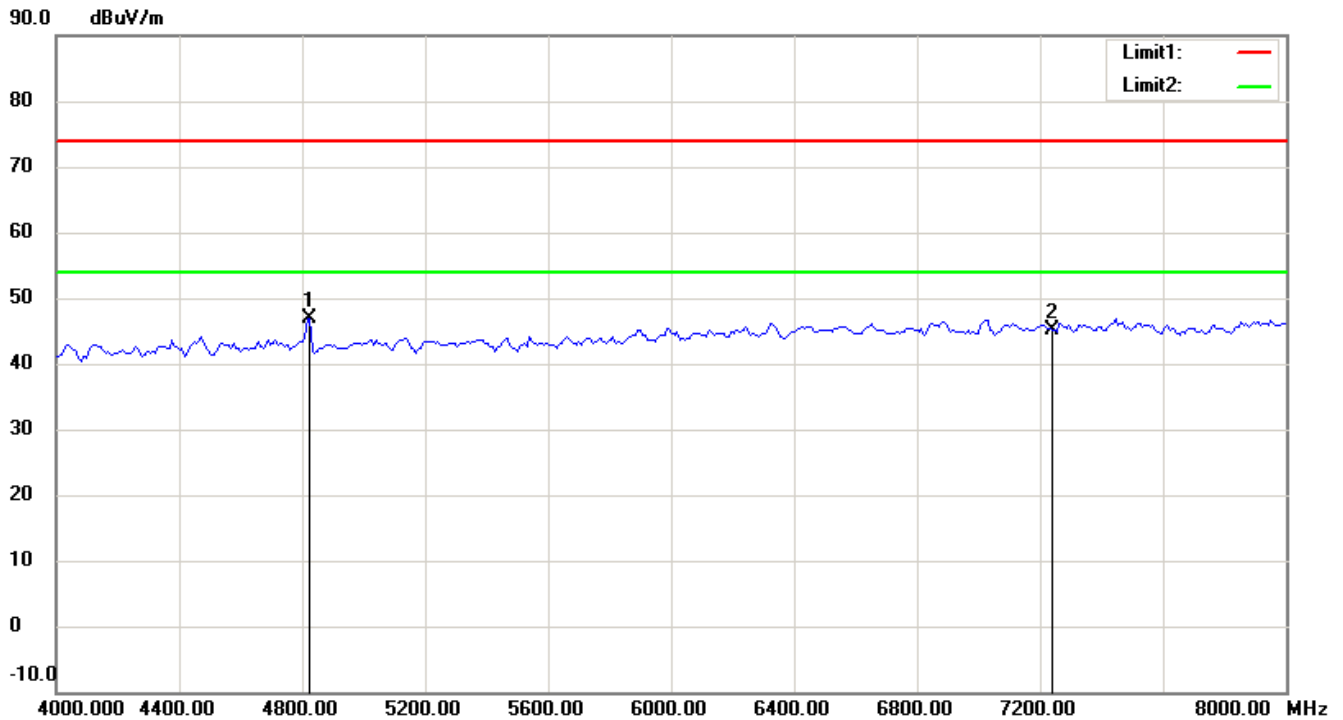
1. The attached measurement plots are preliminarily pre-scanned with peak detector for determining the final checking frequencies and are for reference only.
2. The some frequencies may exceed the limit line without the specified detectors, but that cannot present the results are failed to the specification of test standard.
3. For corrected test results are listed in the relevant table of radiated test data of this test report.



Worldwide Testing Services(Taiwan) Co., Ltd.

Registration number: W6M21311-13619-C-1

FCC ID: WKP-CDVW-011P



Up Line: Peak Limit Line Down Line: Ave Limit Line

Note:

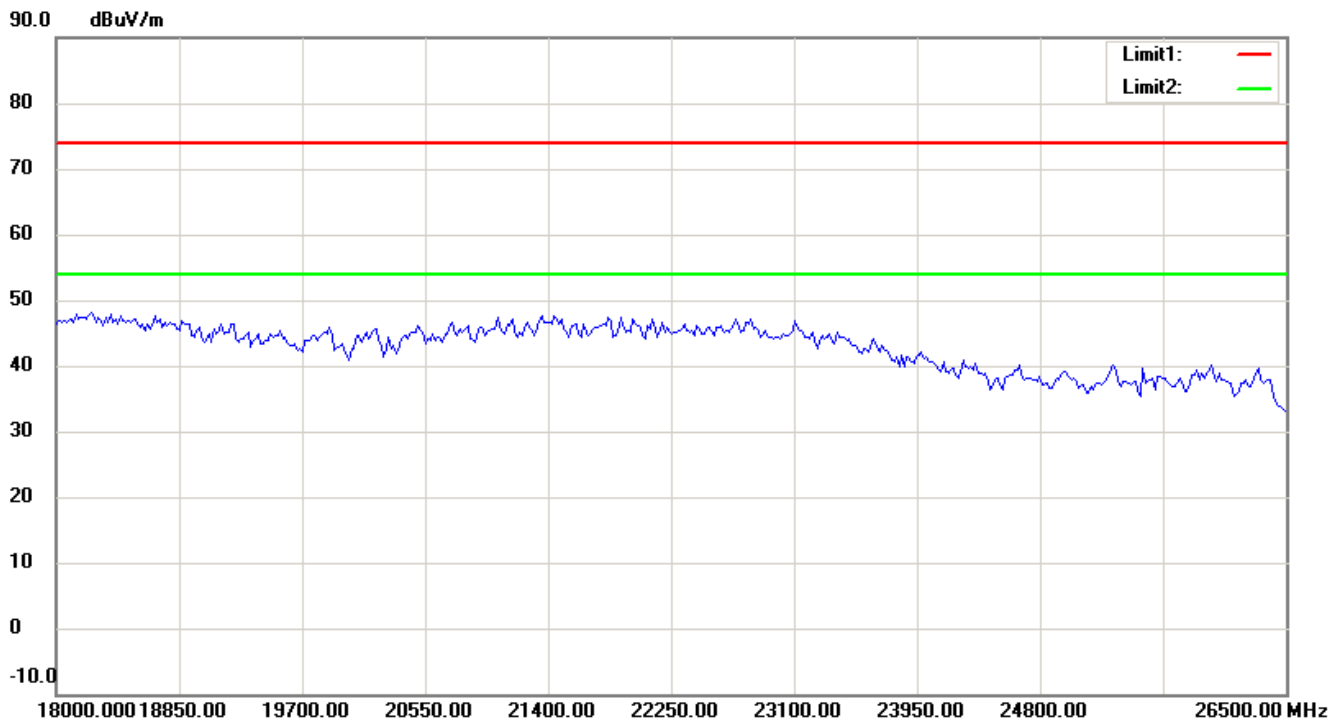
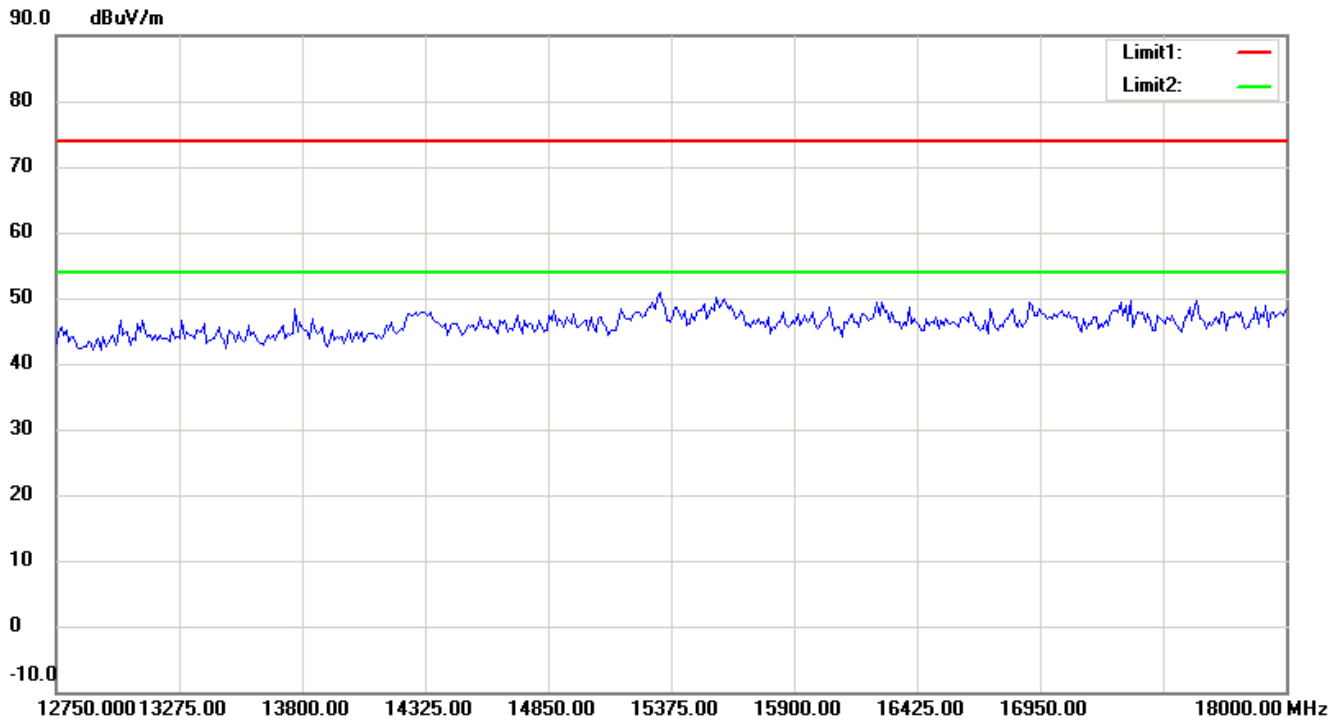
1. The attached measurement plots are preliminarily pre-scanned with peak detector for determining the final checking frequencies and are for reference only.
2. The some frequencies may exceed the limit line without the specified detectors, but that cannot present the results are failed to the specification of test standard.
3. For corrected test results are listed in the relevant table of radiated test data of this test report.



Worldwide Testing Services(Taiwan) Co., Ltd.

Registration number: W6M21311-13619-C-1

FCC ID: WKP-CDVW-011P



Up Line: Peak Limit Line Down Line: Ave Limit Line

Note:

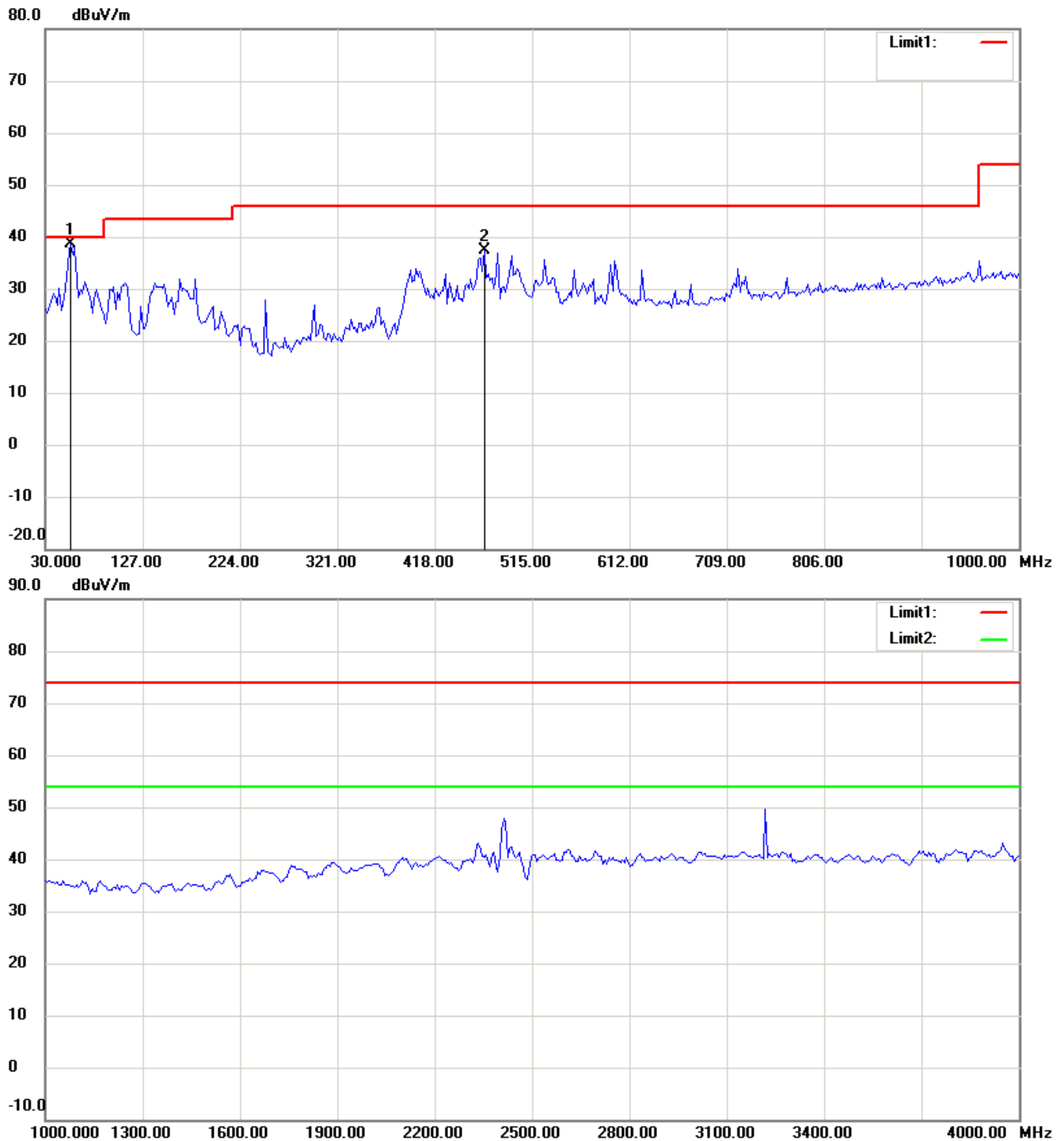
1. The attached measurement plots are preliminarily pre-scanned with peak detector for determining the final checking frequencies and are for reference only.
2. The some frequencies may exceed the limit line without the specified detectors, but that cannot present the results are failed to the specification of test standard.
3. For corrected test results are listed in the relevant table of radiated test data of this test report.



Registration number: W6M21311-13619-C-1

FCC ID: WKP-CDVW-01IP

Antenna Polarization V



Up Line: Peak Limit Line Down Line: Ave Limit Line

Note:

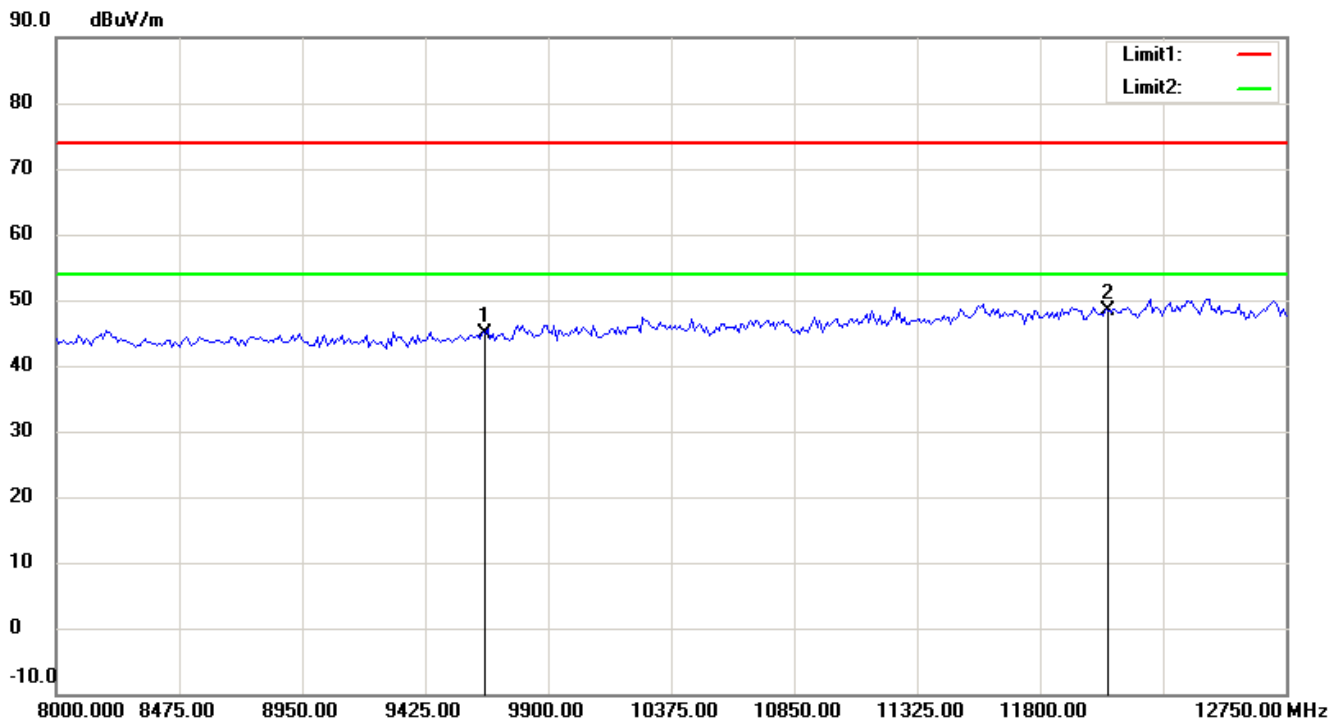
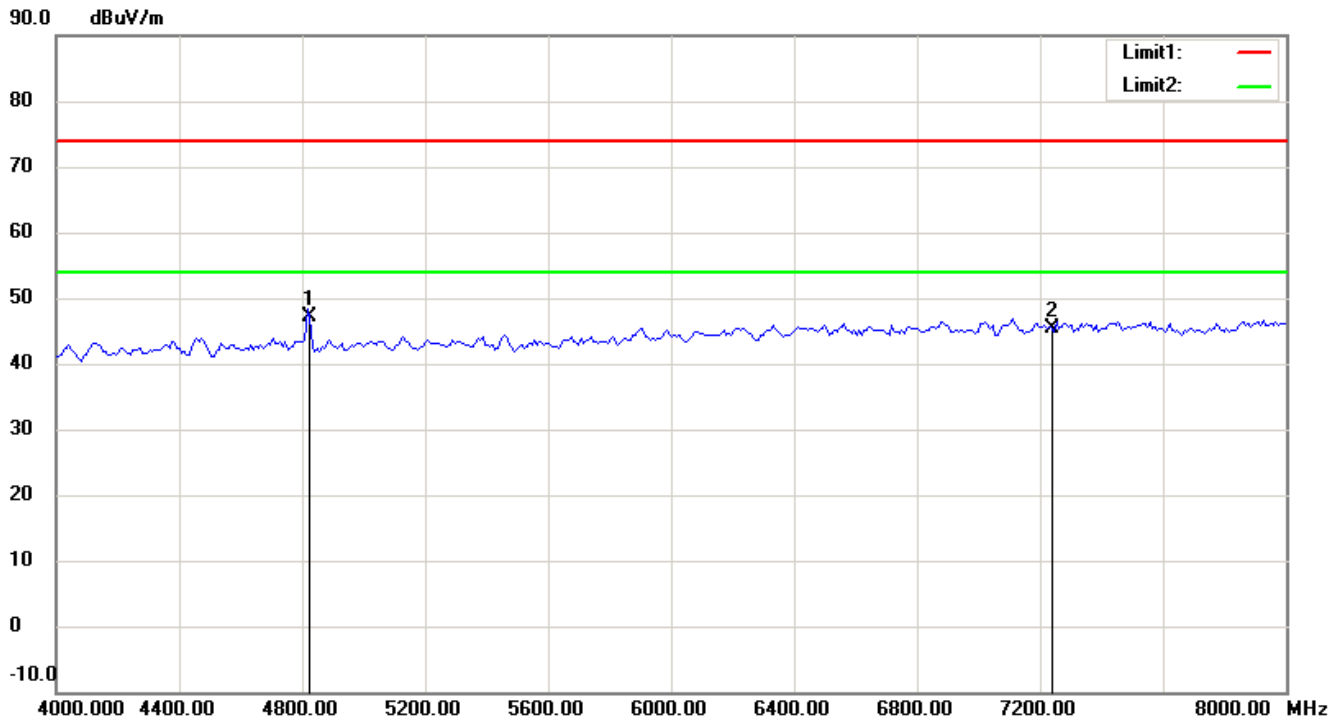
1. The attached measurement plots are preliminarily pre-scanned with peak detector for determining the final checking frequencies and are for reference only.
2. The some frequencies may exceed the limit line without the specified detectors, but that cannot present the results are failed to the specification of test standard.
3. For corrected test results are listed in the relevant table of radiated test data of this test report.



Worldwide Testing Services(Taiwan) Co., Ltd.

Registration number: W6M21311-13619-C-1

FCC ID: WKP-CDVW-011P



Up Line: Peak Limit Line Down Line: Ave Limit Line

Note:

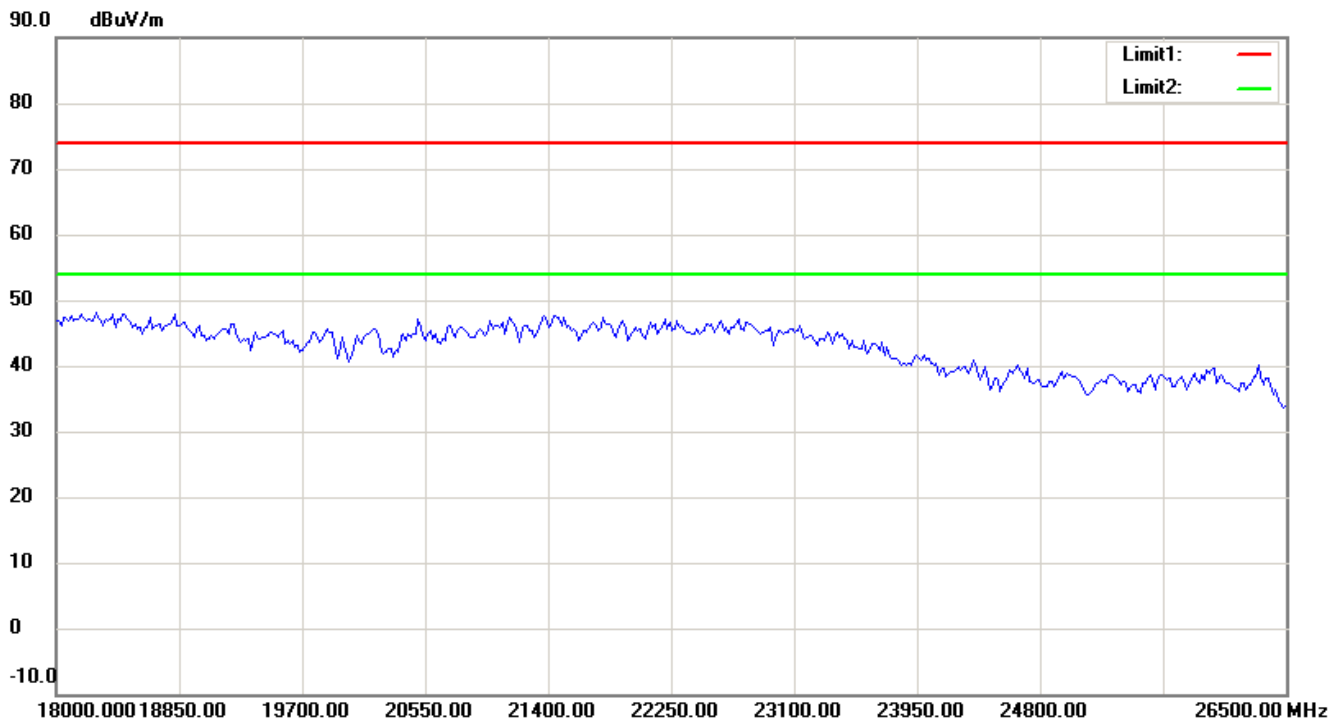
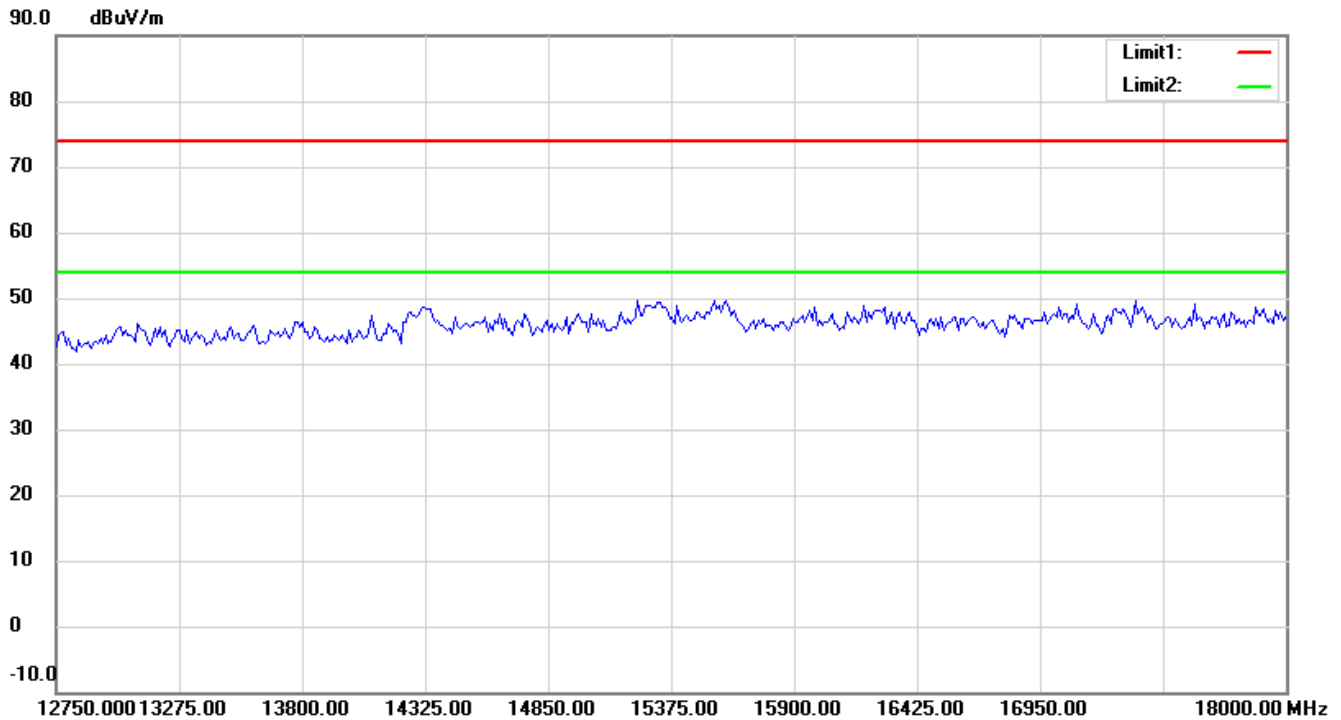
1. The attached measurement plots are preliminarily pre-scanned with peak detector for determining the final checking frequencies and are for reference only.
2. The some frequencies may exceed the limit line without the specified detectors, but that cannot present the results are failed to the specification of test standard.
3. For corrected test results are listed in the relevant table of radiated test data of this test report.



Worldwide Testing Services(Taiwan) Co., Ltd.

Registration number: W6M21311-13619-C-1

FCC ID: WKP-CDVW-011P



Up Line: Peak Limit Line Down Line: Ave Limit Line

Note:

1. The attached measurement plots are preliminarily pre-scanned with peak detector for determining the final checking frequencies and are for reference only.
2. The some frequencies may exceed the limit line without the specified detectors, but that cannot present the results are failed to the specification of test standard.
3. For corrected test results are listed in the relevant table of radiated test data of this test report.

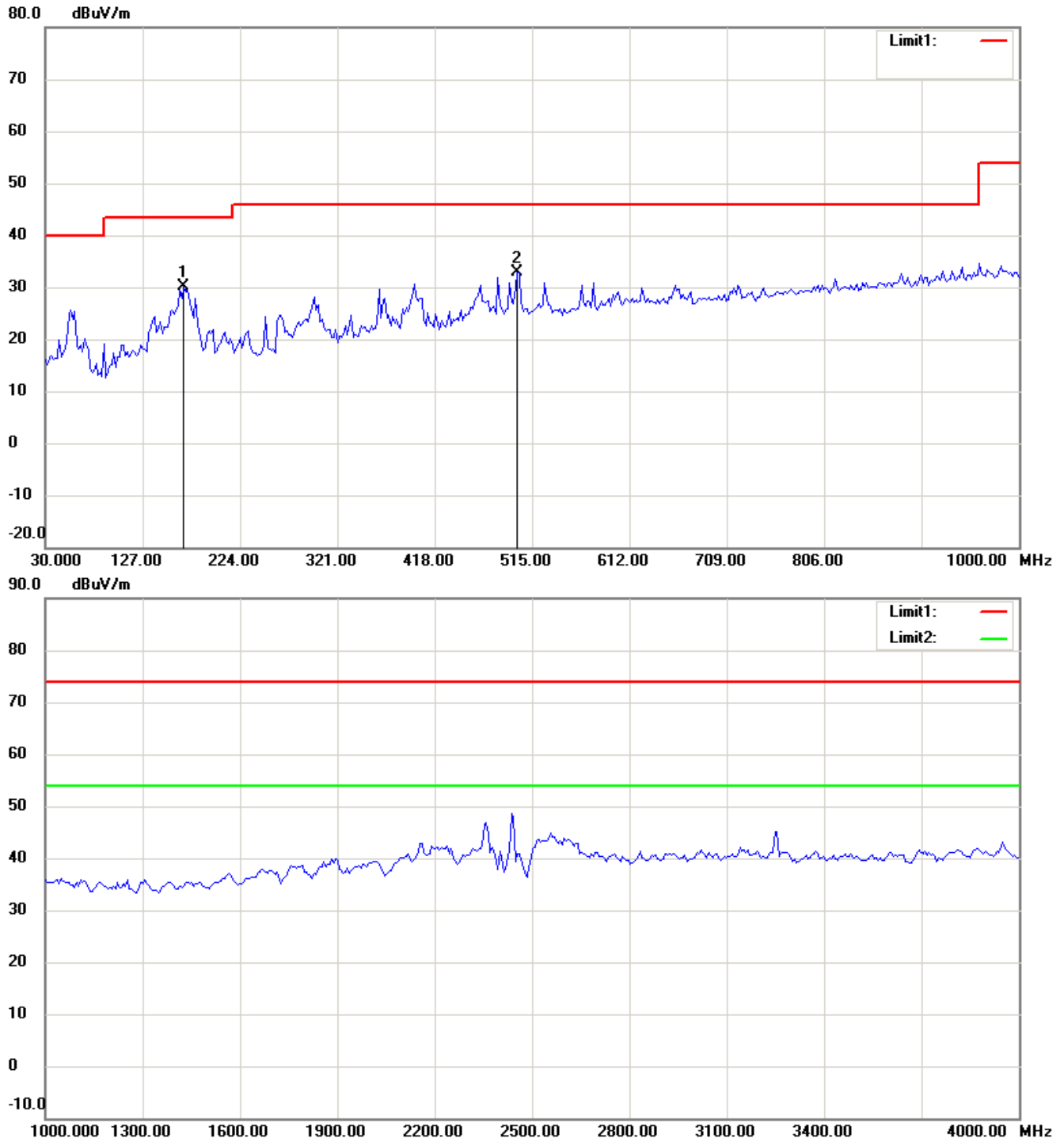


Registration number: W6M21311-13619-C-1

FCC ID: WKP-CDVW-011P

CH6

Antenna Polarization H



Up Line: Peak Limit Line Down Line: Ave Limit Line

Note:

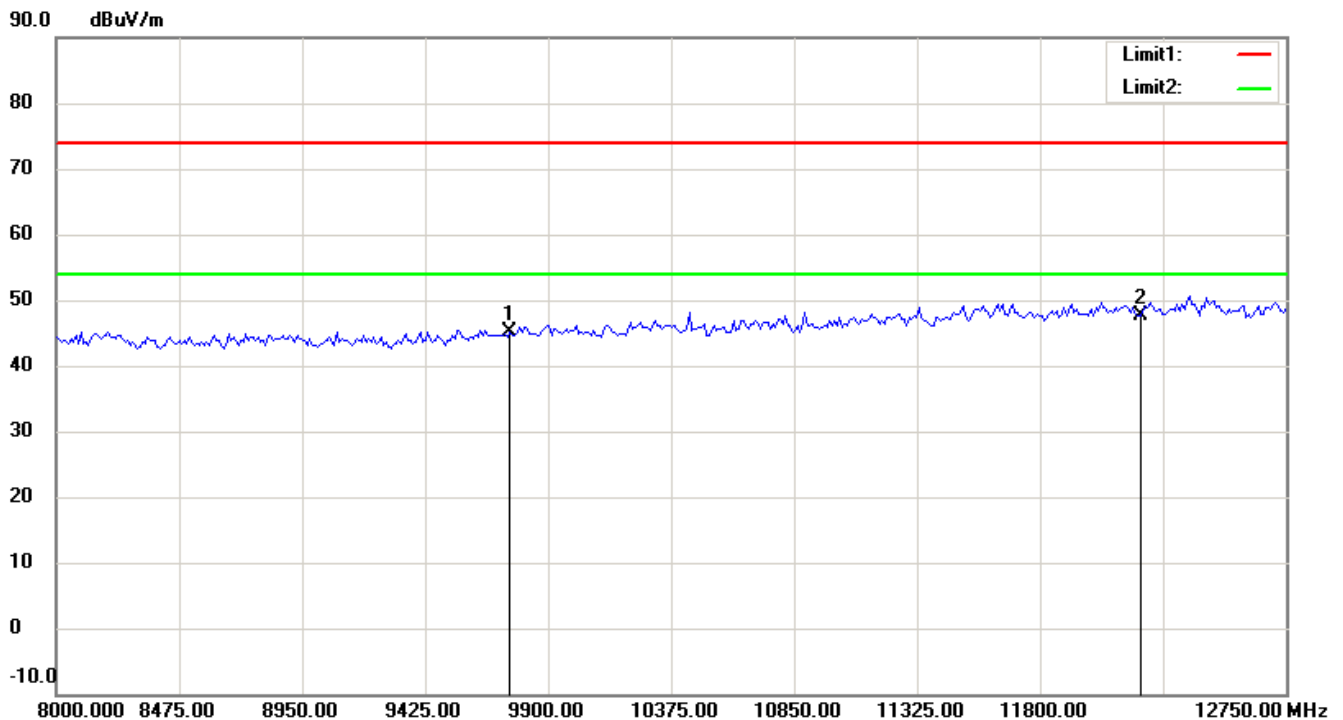
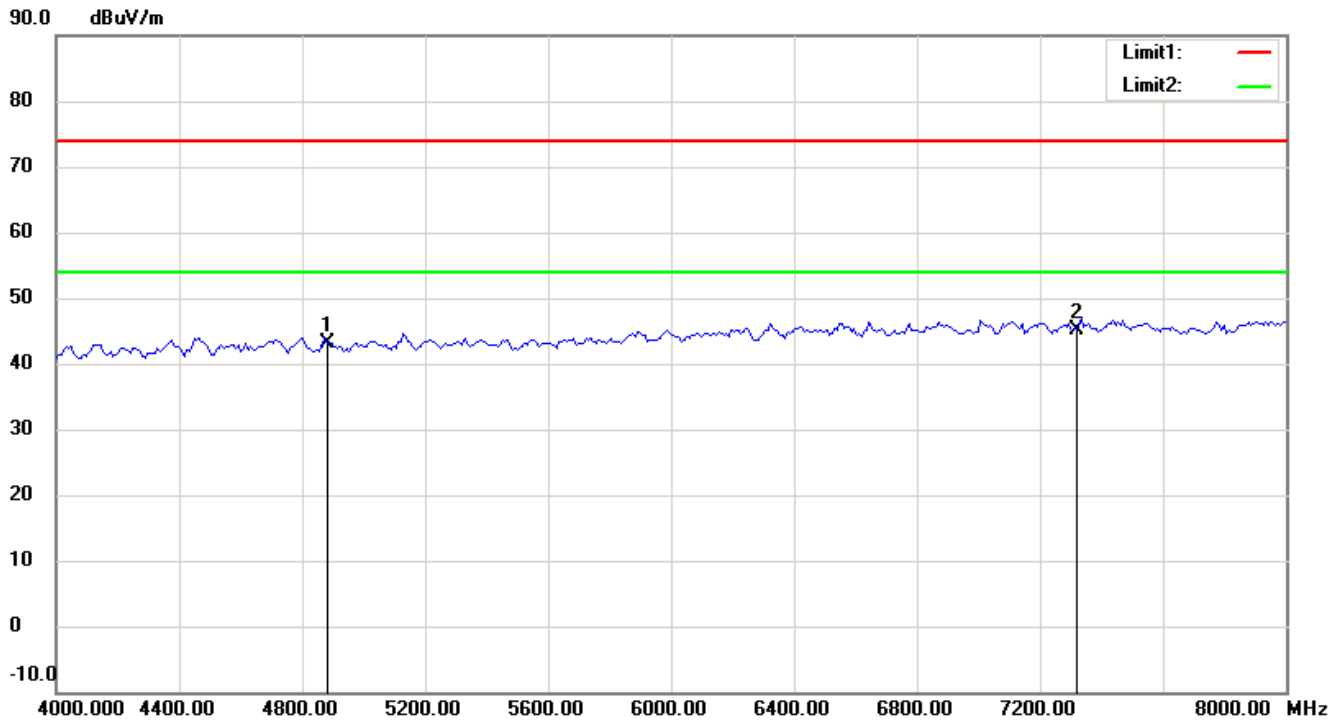
1. The attached measurement plots are preliminarily pre-scanned with peak detector for determining the final checking frequencies and are for reference only.
2. The some frequencies may exceed the limit line without the specified detectors, but that cannot present the results are failed to the specification of test standard.
3. For corrected test results are listed in the relevant table of radiated test data of this test report.



Worldwide Testing Services(Taiwan) Co., Ltd.

Registration number: W6M21311-13619-C-1

FCC ID: WKP-CDVW-011P



Up Line: Peak Limit Line Down Line: Ave Limit Line

Note:

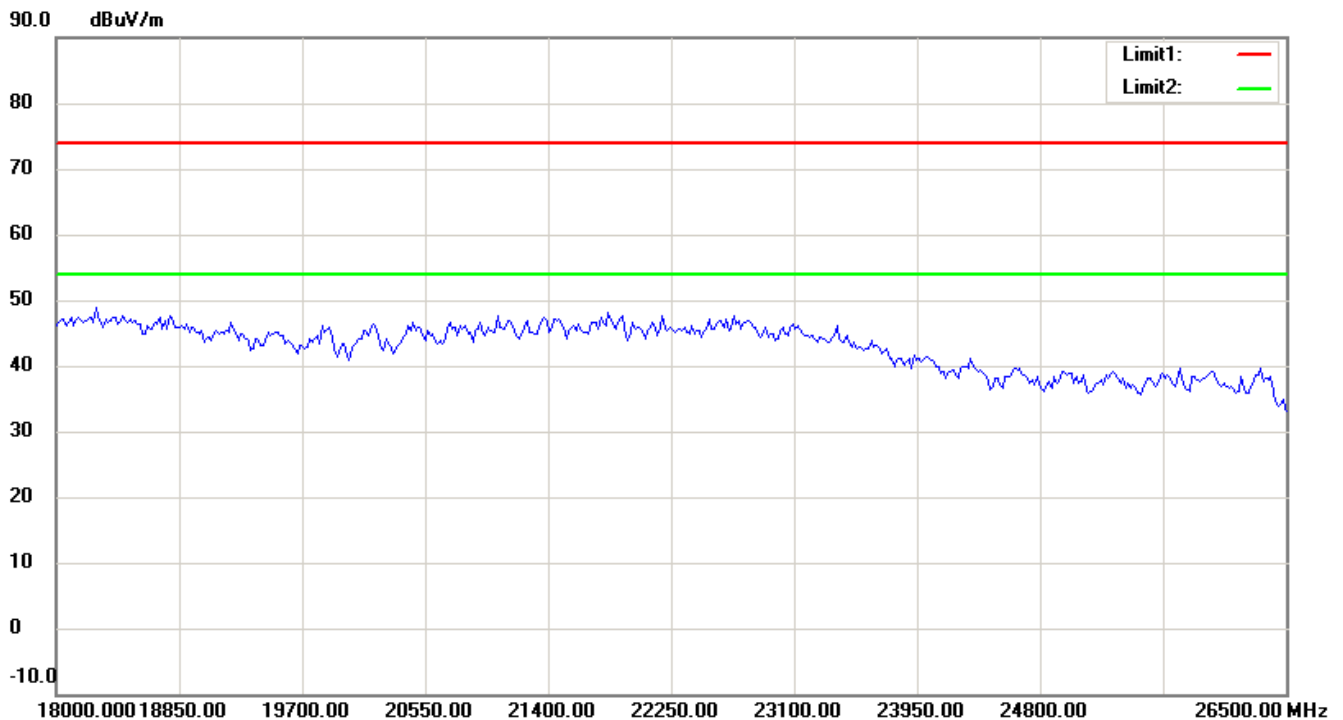
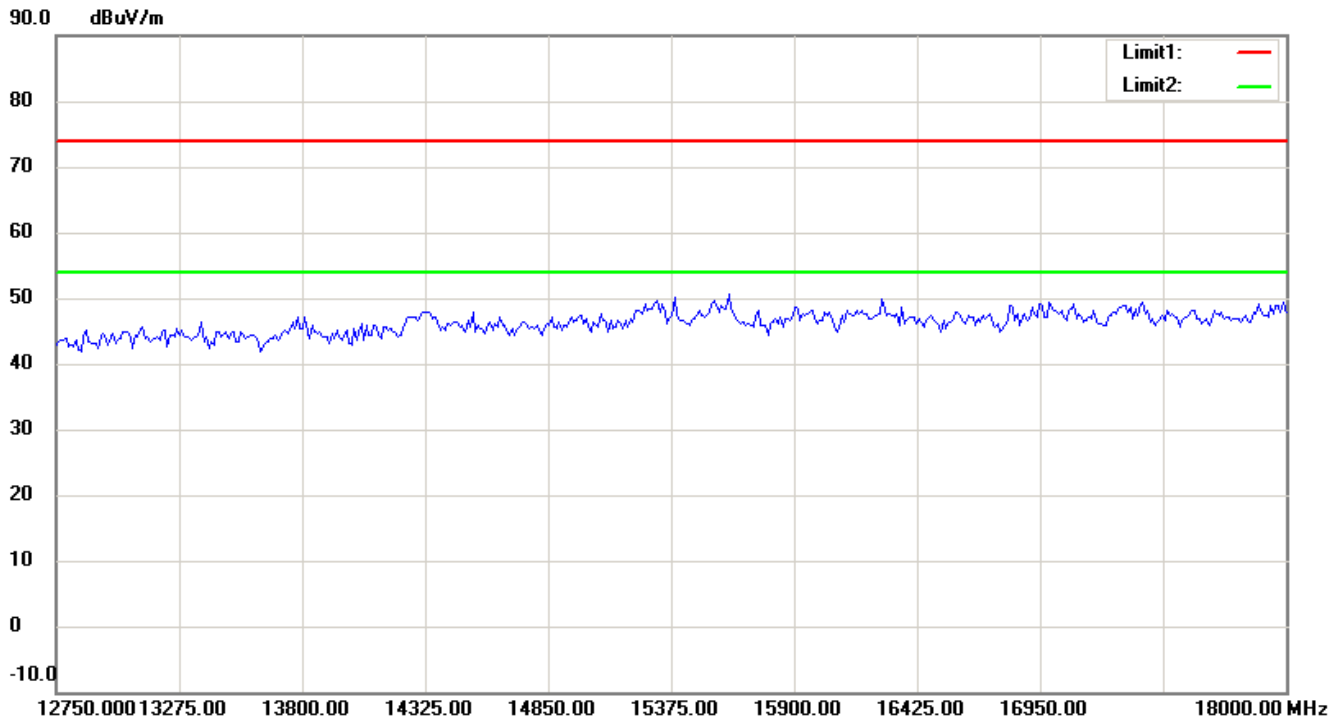
1. The attached measurement plots are preliminarily pre-scanned with peak detector for determining the final checking frequencies and are for reference only.
2. The some frequencies may exceed the limit line without the specified detectors, but that cannot present the results are failed to the specification of test standard.
3. For corrected test results are listed in the relevant table of radiated test data of this test report.



Worldwide Testing Services(Taiwan) Co., Ltd.

Registration number: W6M21311-13619-C-1

FCC ID: WKP-CDVW-011P



Up Line: Peak Limit Line Down Line: Ave Limit Line

Note:

1. The attached measurement plots are preliminarily pre-scanned with peak detector for determining the final checking frequencies and are for reference only.
2. The some frequencies may exceed the limit line without the specified detectors, but that cannot present the results are failed to the specification of test standard.
3. For corrected test results are listed in the relevant table of radiated test data of this test report.

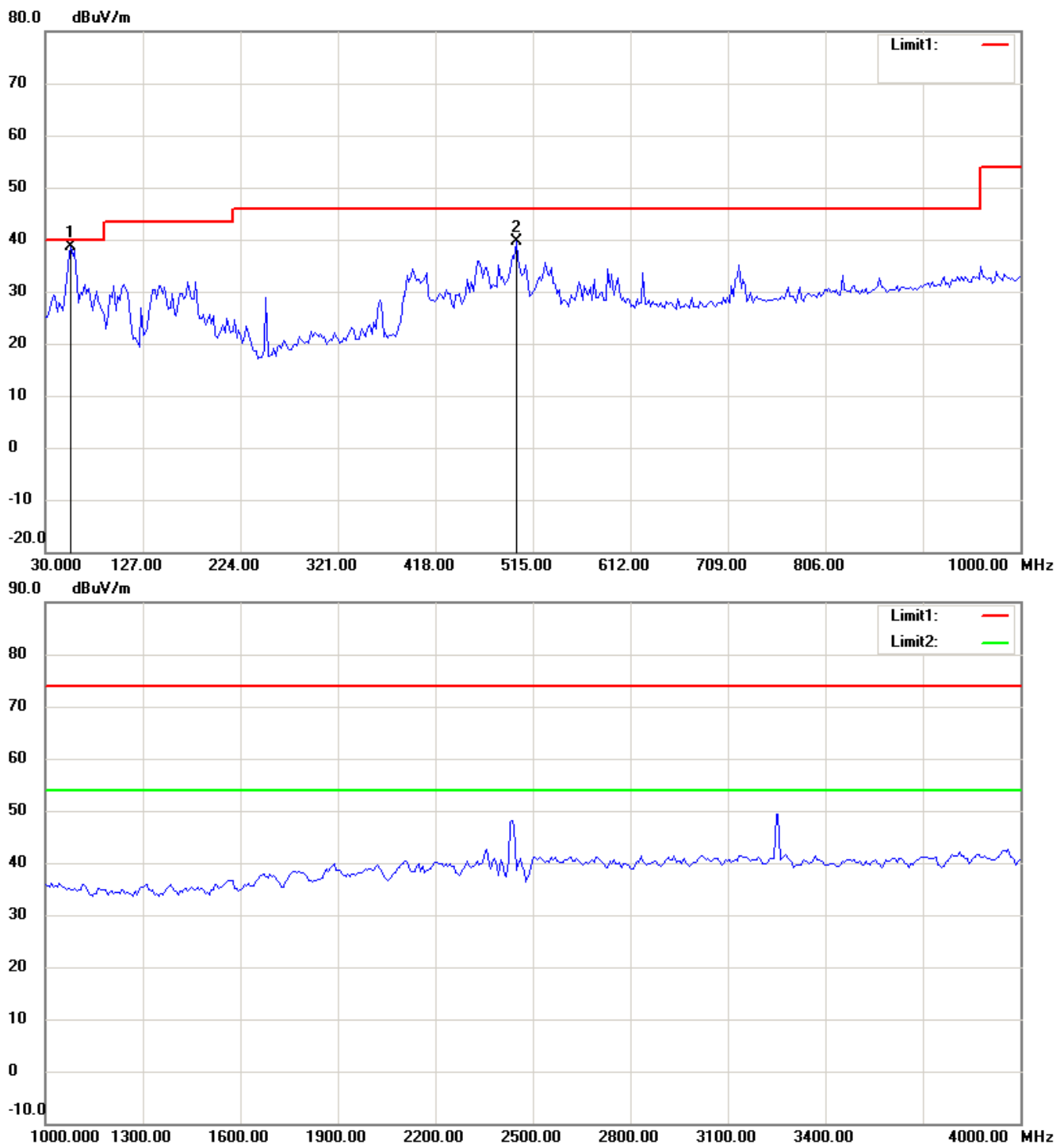


Worldwide Testing Services(Taiwan) Co., Ltd.

Registration number: W6M21311-13619-C-1

FCC ID: WKP-CDVW-011P

Antenna Polarization V



Up Line: Peak Limit Line Down Line: Ave Limit Line

Note:

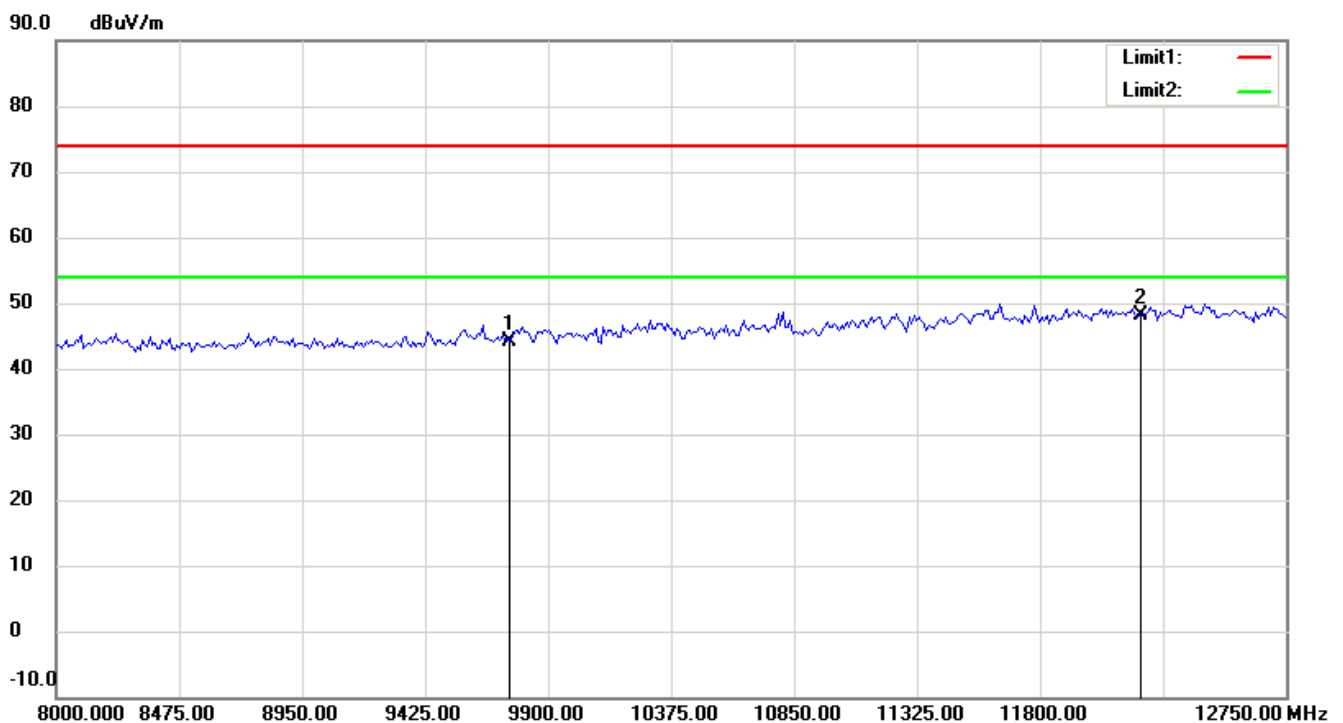
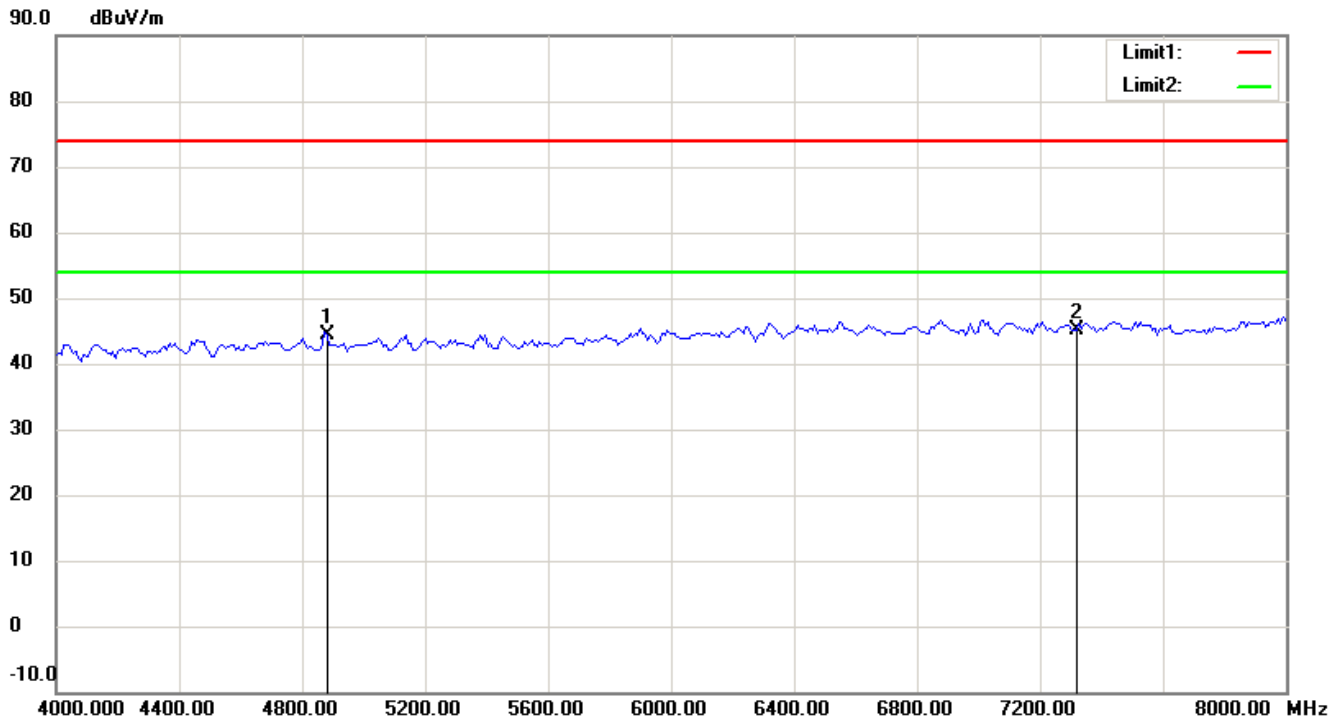
1. The attached measurement plots are preliminarily pre-scanned with peak detector for determining the final checking frequencies and are for reference only.
2. The some frequencies may exceed the limit line without the specified detectors, but that cannot present the results are failed to the specification of test standard.
3. For corrected test results are listed in the relevant table of radiated test data of this test report.



Worldwide Testing Services(Taiwan) Co., Ltd.

Registration number: W6M21311-13619-C-1

FCC ID: WKP-CDVW-011P



Up Line: Peak Limit Line Down Line: Ave Limit Line

Note:

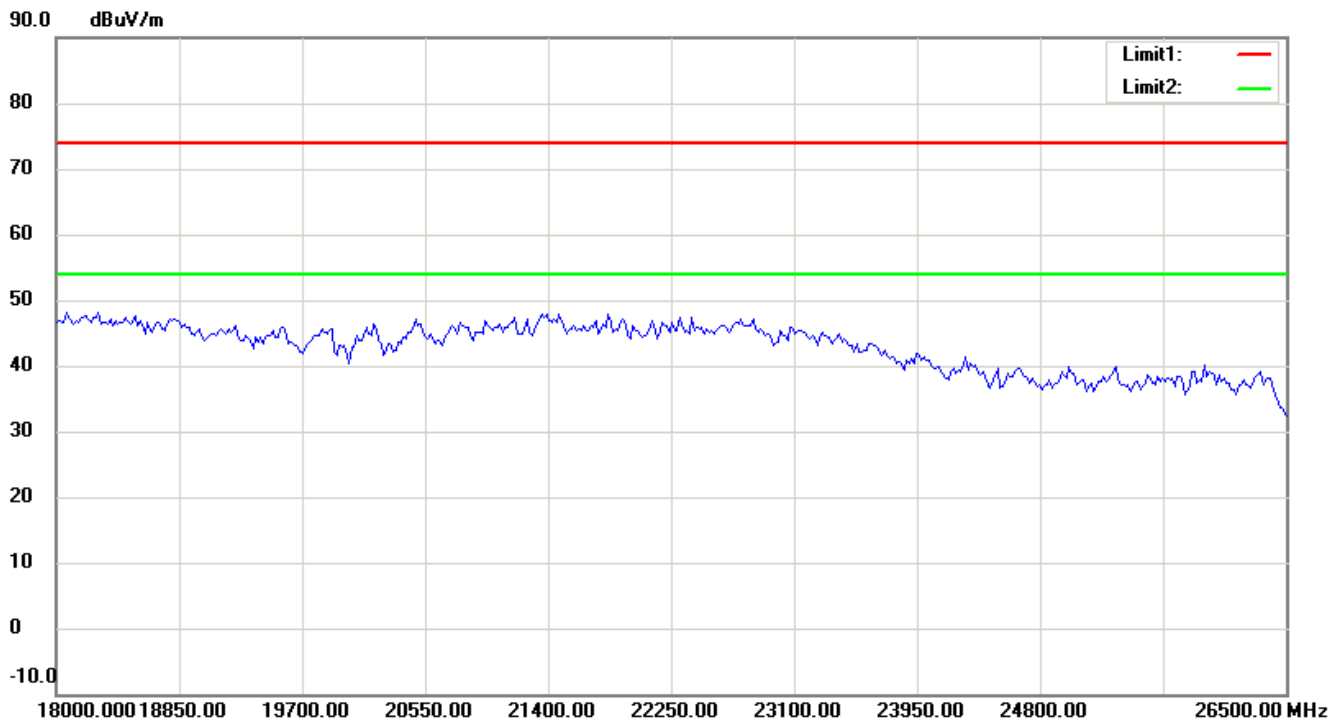
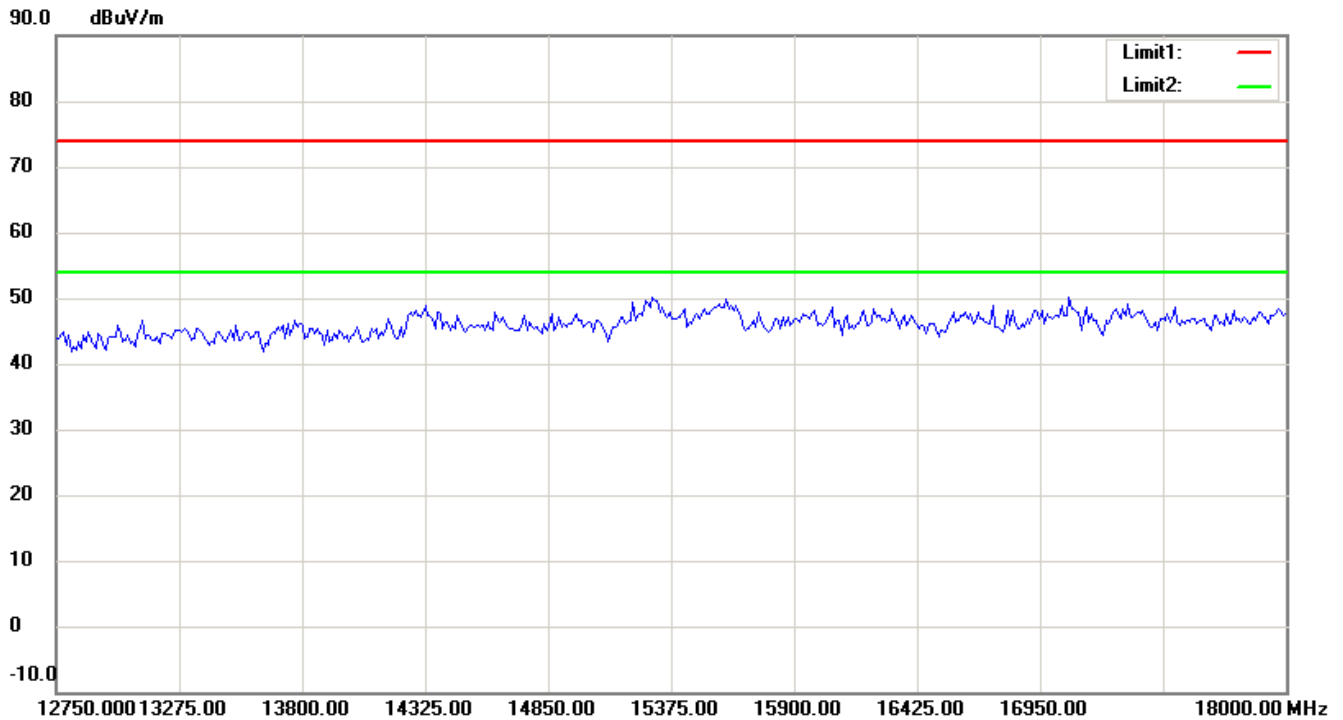
1. The attached measurement plots are preliminarily pre-scanned with peak detector for determining the final checking frequencies and are for reference only.
2. The some frequencies may exceed the limit line without the specified detectors, but that cannot present the results are failed to the specification of test standard.
3. For corrected test results are listed in the relevant table of radiated test data of this test report.



Worldwide Testing Services(Taiwan) Co., Ltd.

Registration number: W6M21311-13619-C-1

FCC ID: WKP-CDVW-011P



Up Line: Peak Limit Line Down Line: Ave Limit Line

Note:

1. The attached measurement plots are preliminarily pre-scanned with peak detector for determining the final checking frequencies and are for reference only.
2. The some frequencies may exceed the limit line without the specified detectors, but that cannot present the results are failed to the specification of test standard.
3. For corrected test results are listed in the relevant table of radiated test data of this test report.

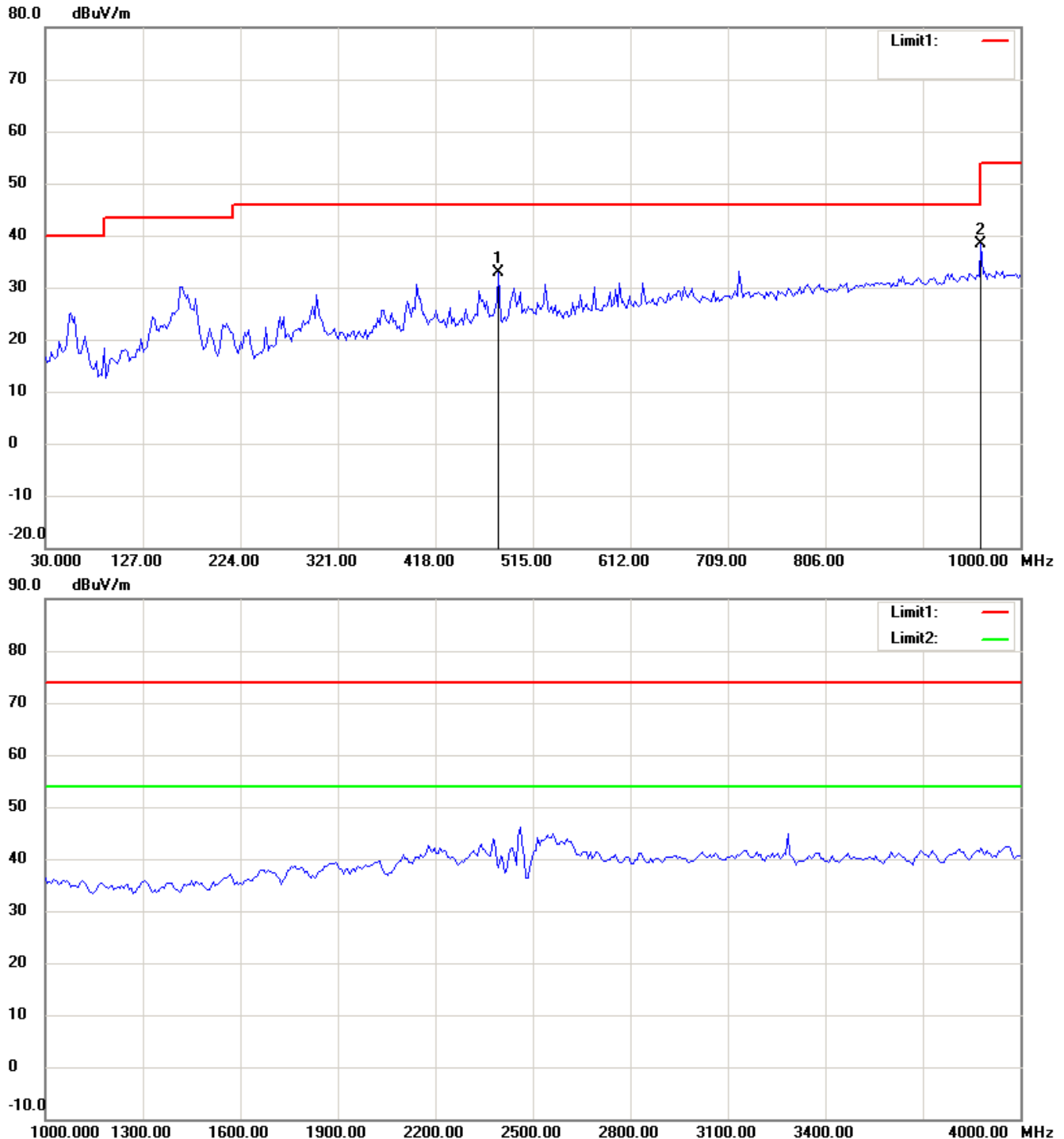


Registration number: W6M21311-13619-C-1

FCC ID: WKP-CDVW-011P

CH11

Antenna Polarization H



Up Line: Peak Limit Line Down Line: Ave Limit Line

Note:

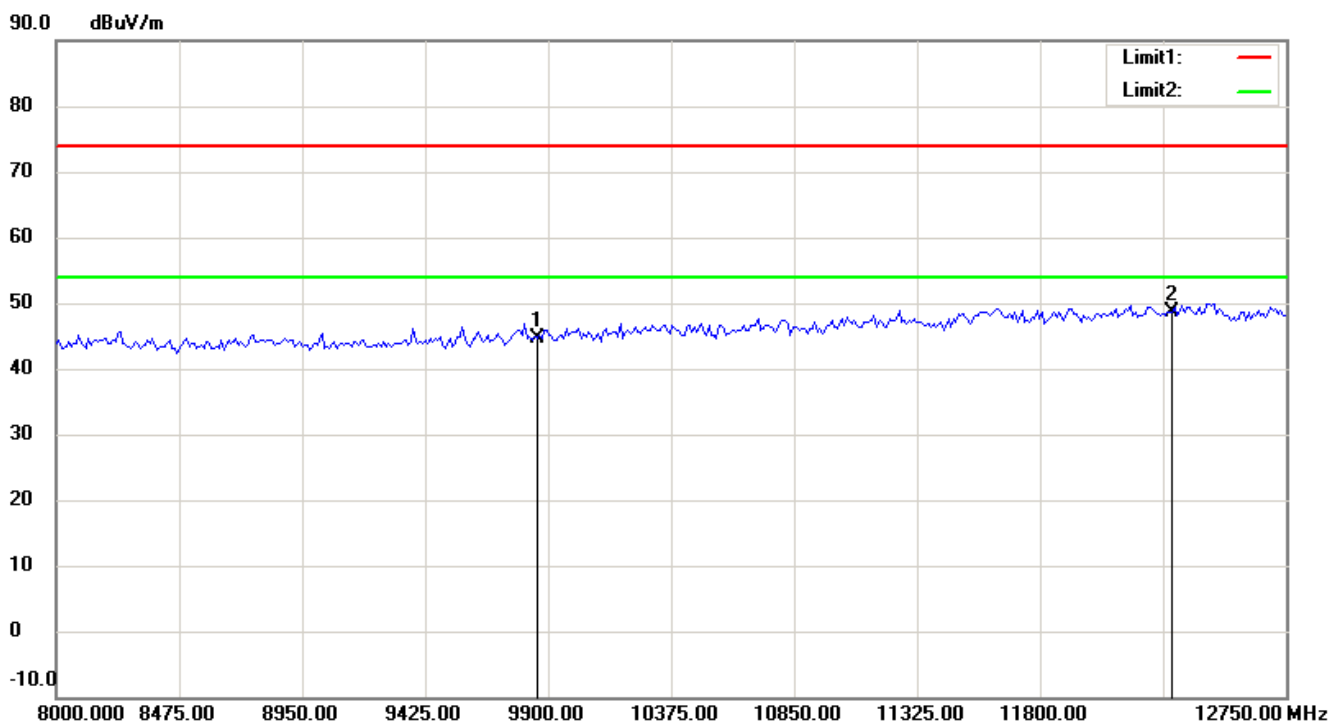
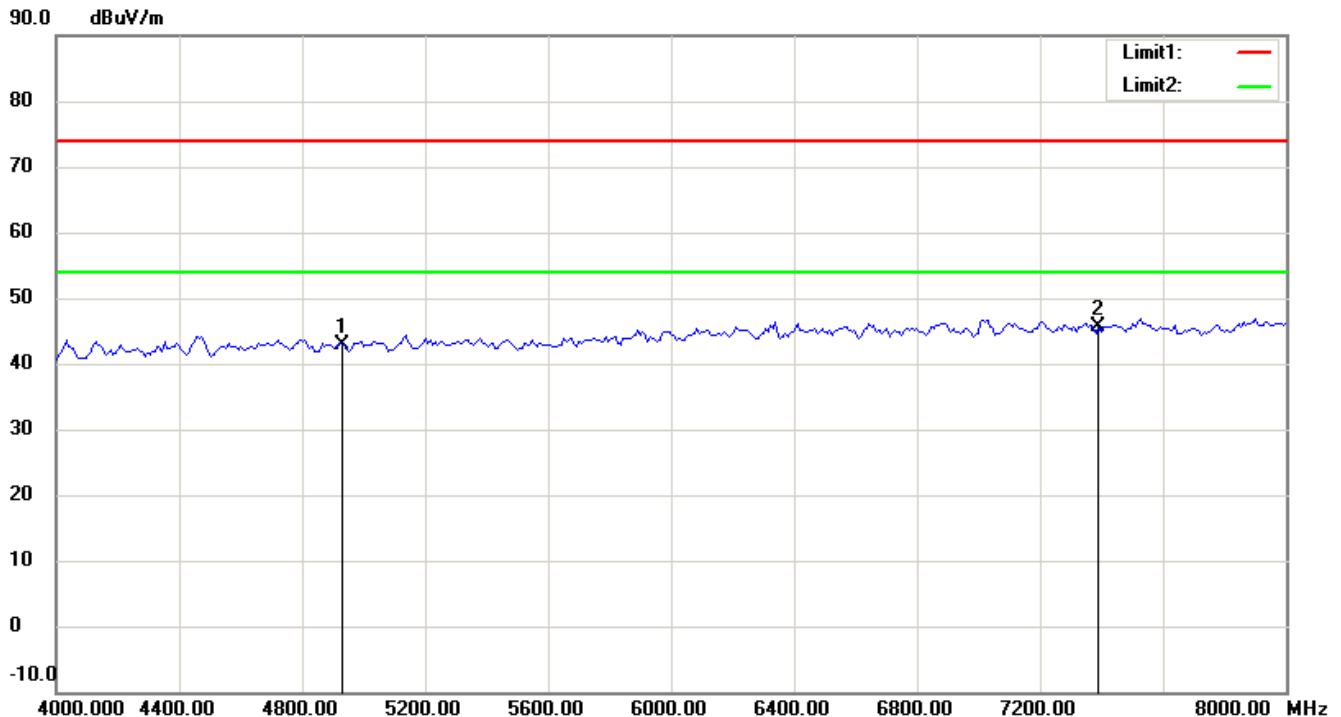
1. The attached measurement plots are preliminarily pre-scanned with peak detector for determining the final checking frequencies and are for reference only.
2. The some frequencies may exceed the limit line without the specified detectors, but that cannot present the results are failed to the specification of test standard.
3. For corrected test results are listed in the relevant table of radiated test data of this test report.



Worldwide Testing Services(Taiwan) Co., Ltd.

Registration number: W6M21311-13619-C-1

FCC ID: WKP-CDVW-011P



Up Line: Peak Limit Line Down Line: Ave Limit Line

Note:

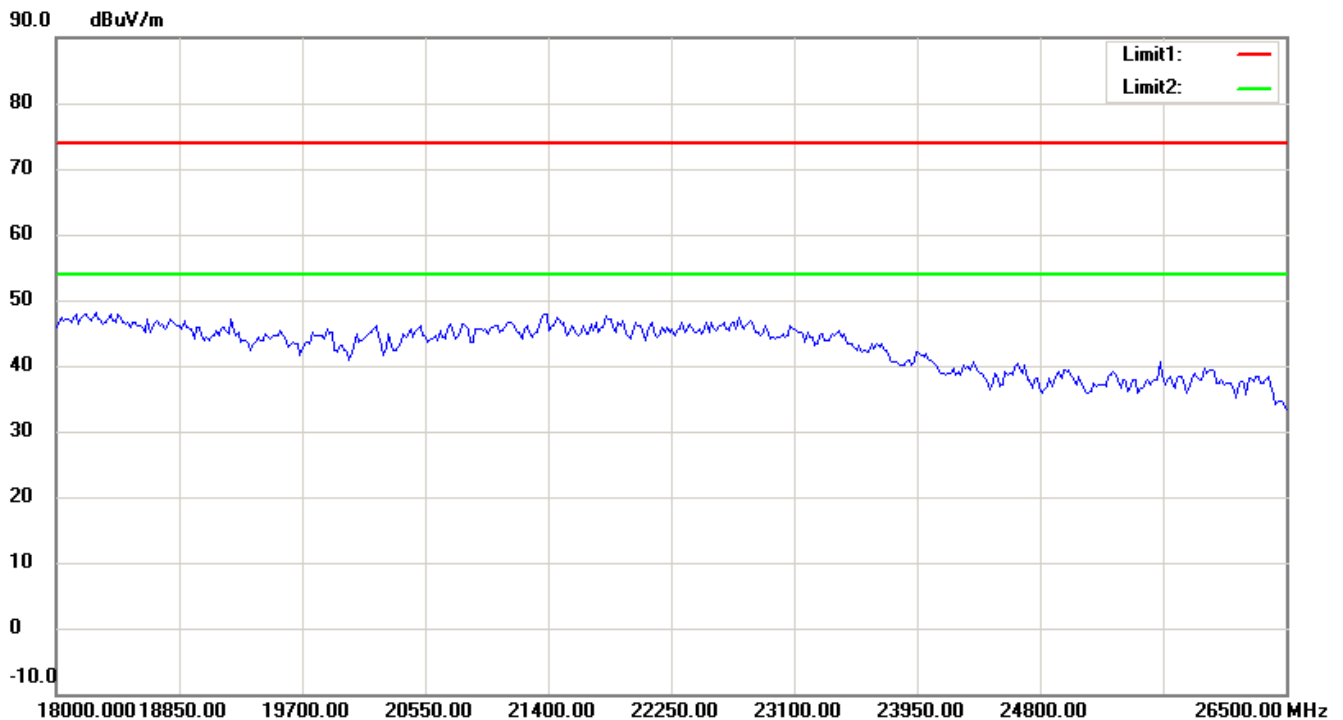
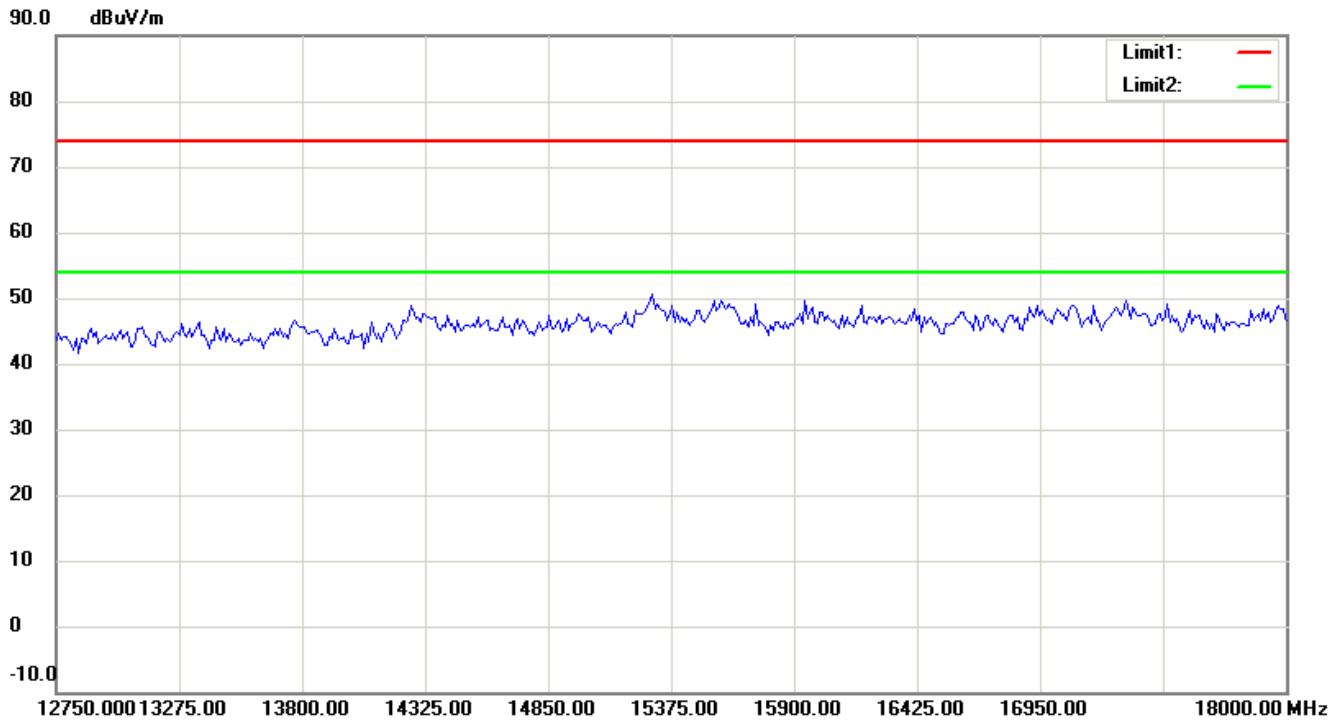
1. The attached measurement plots are preliminarily pre-scanned with peak detector for determining the final checking frequencies and are for reference only.
2. The some frequencies may exceed the limit line without the specified detectors, but that cannot present the results are failed to the specification of test standard.
3. For corrected test results are listed in the relevant table of radiated test data of this test report.



Worldwide Testing Services(Taiwan) Co., Ltd.

Registration number: W6M21311-13619-C-1

FCC ID: WKP-CDVW-011P



Up Line: Peak Limit Line Down Line: Ave Limit Line

Note:

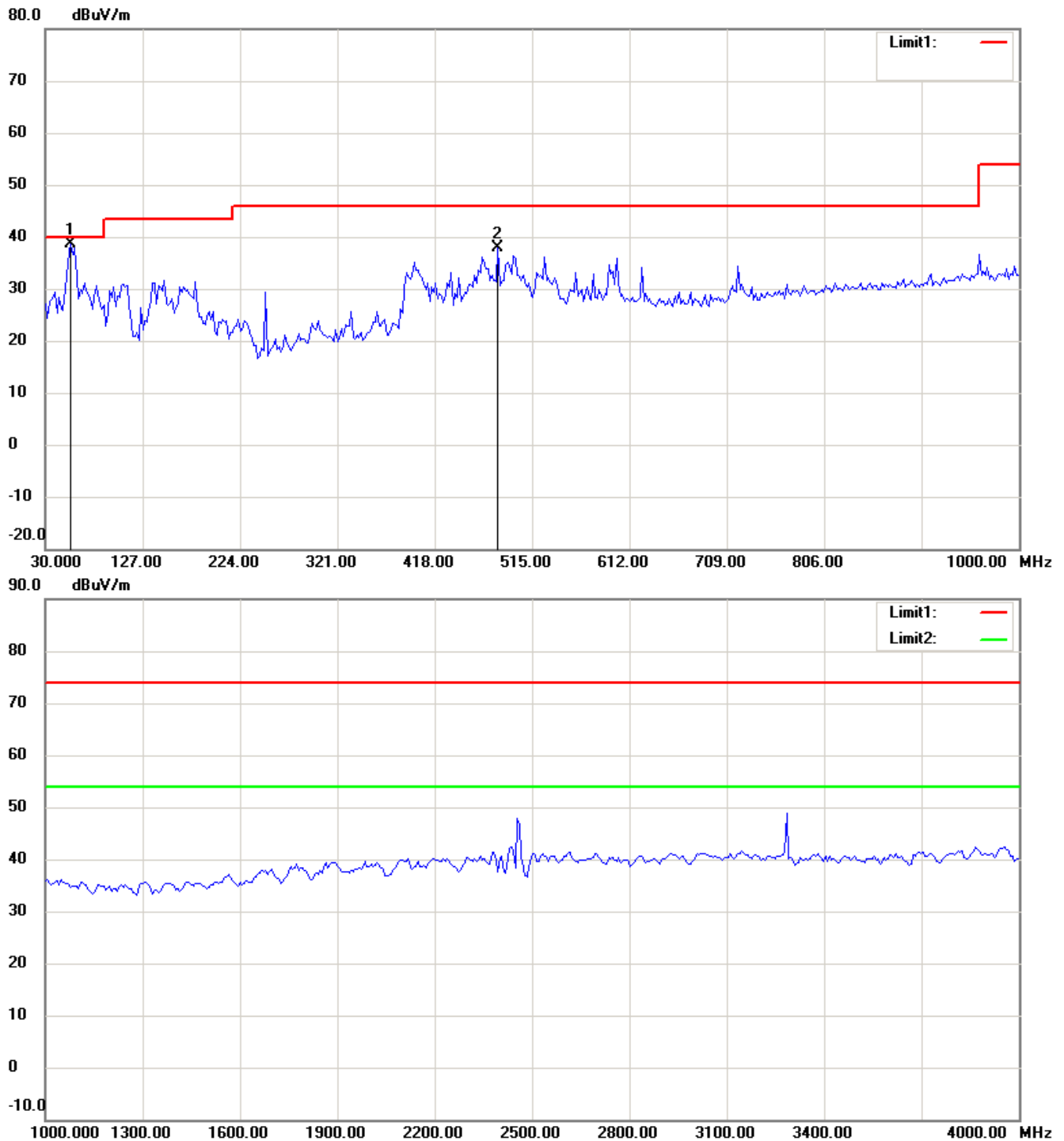
1. The attached measurement plots are preliminarily pre-scanned with peak detector for determining the final checking frequencies and are for reference only.
2. The some frequencies may exceed the limit line without the specified detectors, but that cannot present the results are failed to the specification of test standard.
3. For corrected test results are listed in the relevant table of radiated test data of this test report.



Registration number: W6M21311-13619-C-1

FCC ID: WKP-CDVW-01IP

Antenna Polarization V



Up Line: Peak Limit Line Down Line: Ave Limit Line

Note:

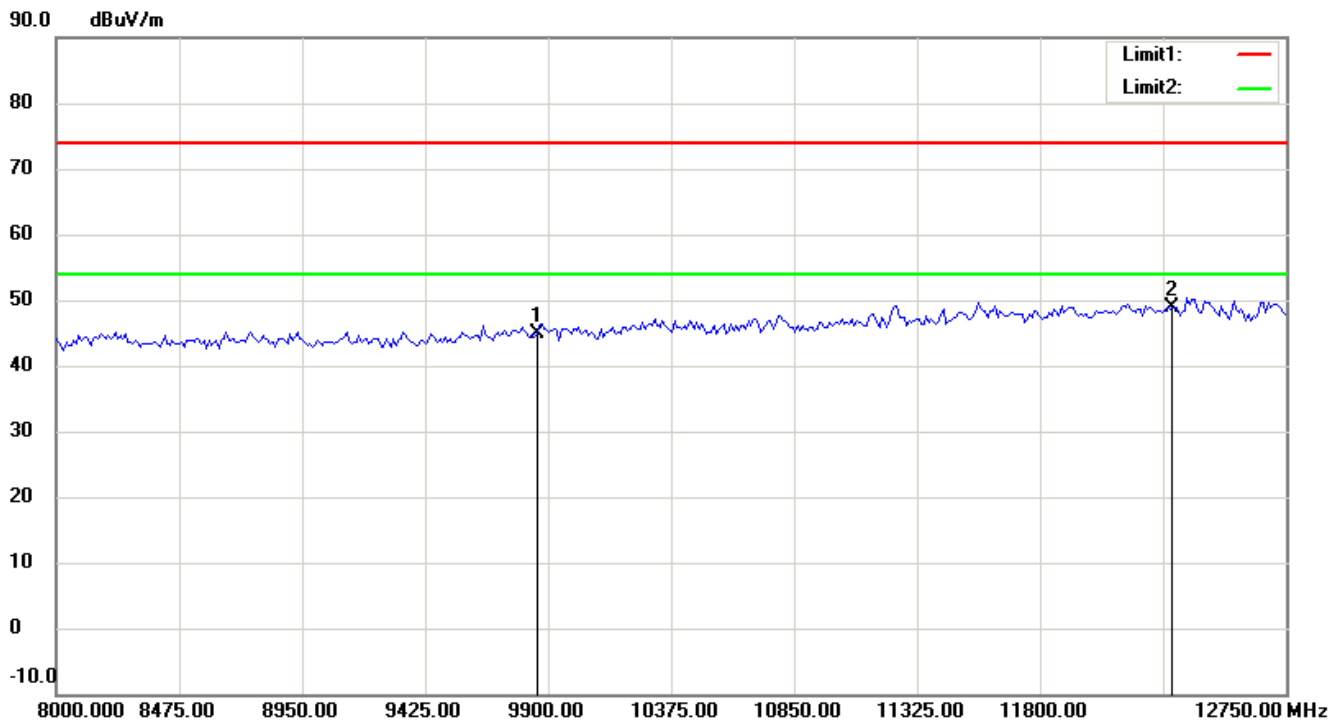
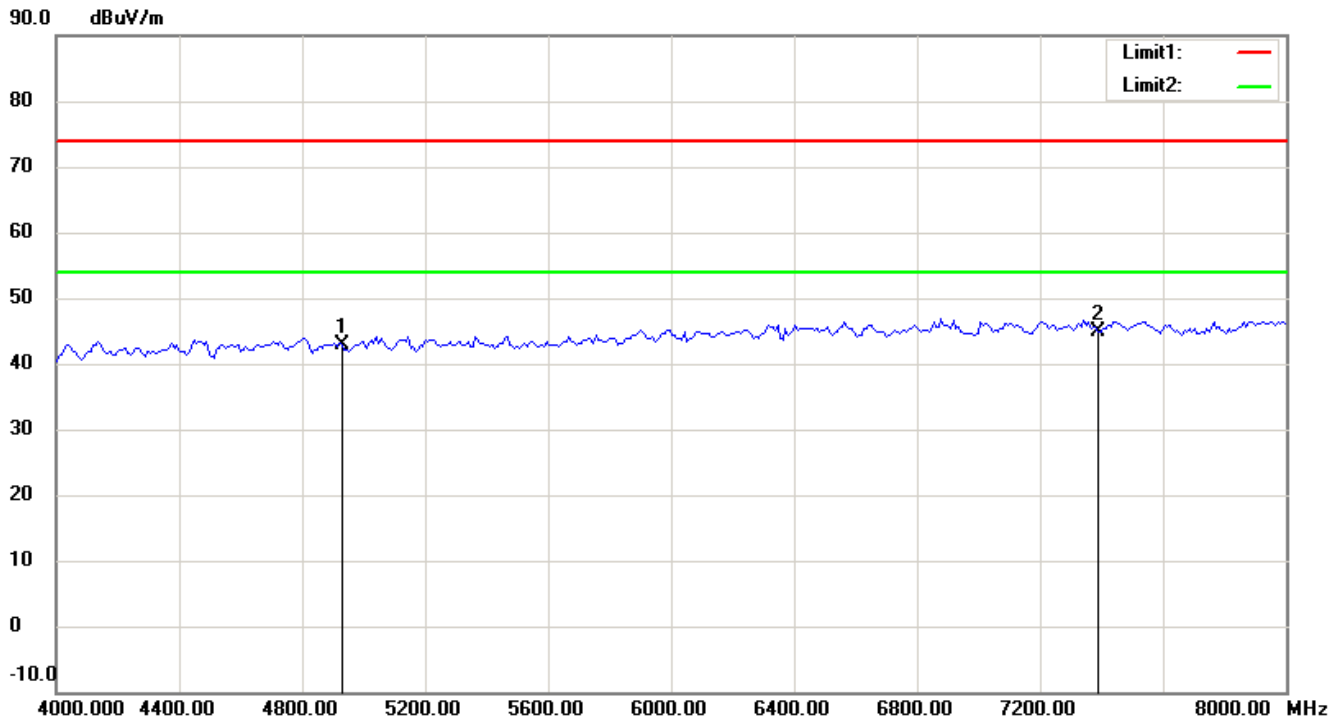
1. The attached measurement plots are preliminarily pre-scanned with peak detector for determining the final checking frequencies and are for reference only.
2. The some frequencies may exceed the limit line without the specified detectors, but that cannot present the results are failed to the specification of test standard.
3. For corrected test results are listed in the relevant table of radiated test data of this test report.



Worldwide Testing Services(Taiwan) Co., Ltd.

Registration number: W6M21311-13619-C-1

FCC ID: WKP-CDVW-011P



Up Line: Peak Limit Line Down Line: Ave Limit Line

Note:

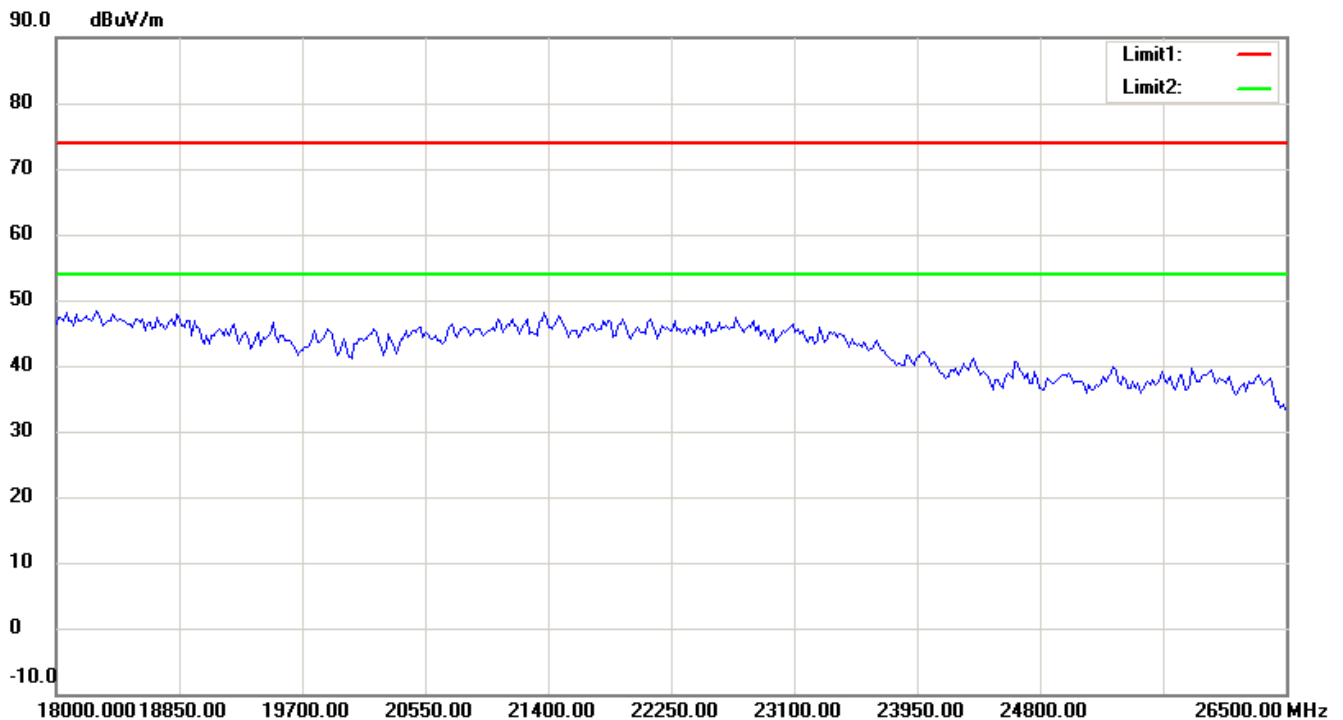
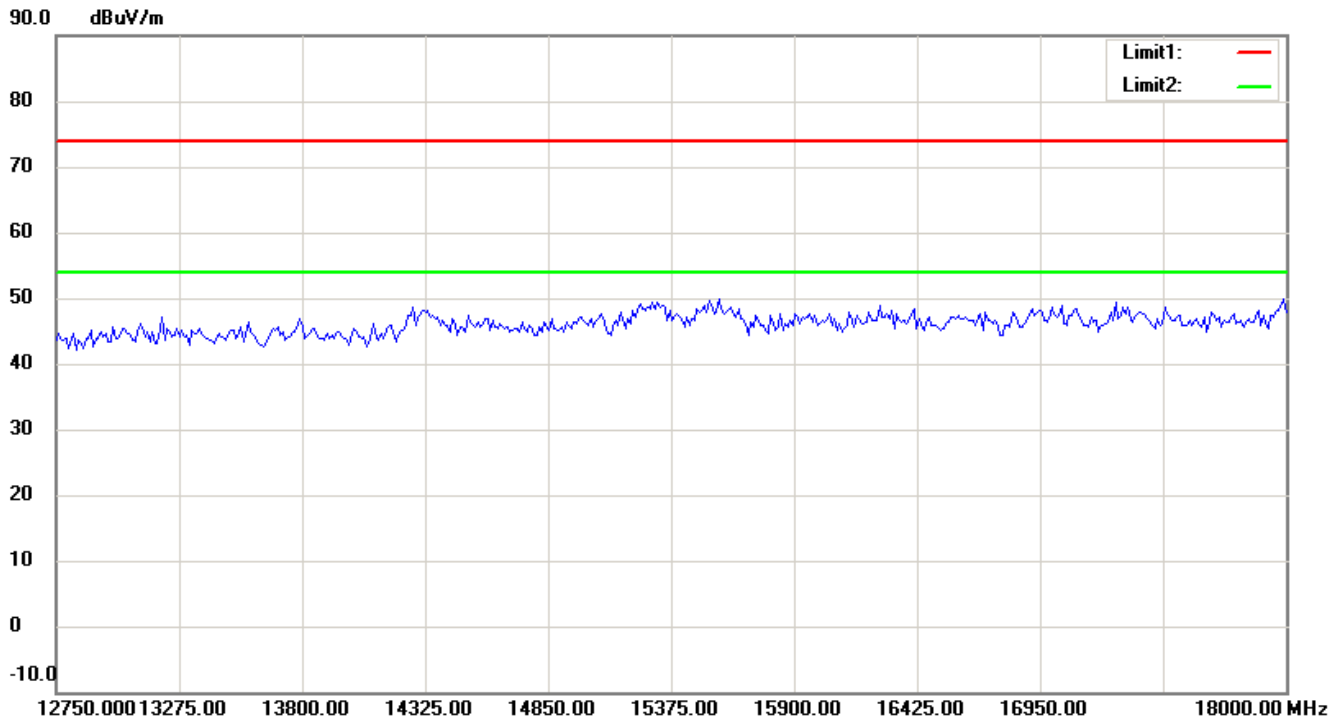
1. The attached measurement plots are preliminarily pre-scanned with peak detector for determining the final checking frequencies and are for reference only.
2. The some frequencies may exceed the limit line without the specified detectors, but that cannot present the results are failed to the specification of test standard.
3. For corrected test results are listed in the relevant table of radiated test data of this test report.



Worldwide Testing Services(Taiwan) Co., Ltd.

Registration number: W6M21311-13619-C-1

FCC ID: WKP-CDVW-011P



Up Line: Peak Limit Line Down Line: Ave Limit Line

Note:

1. The attached measurement plots are preliminarily pre-scanned with peak detector for determining the final checking frequencies and are for reference only.
2. The some frequencies may exceed the limit line without the specified detectors, but that cannot present the results are failed to the specification of test standard.
3. For corrected test results are listed in the relevant table of radiated test data of this test report.



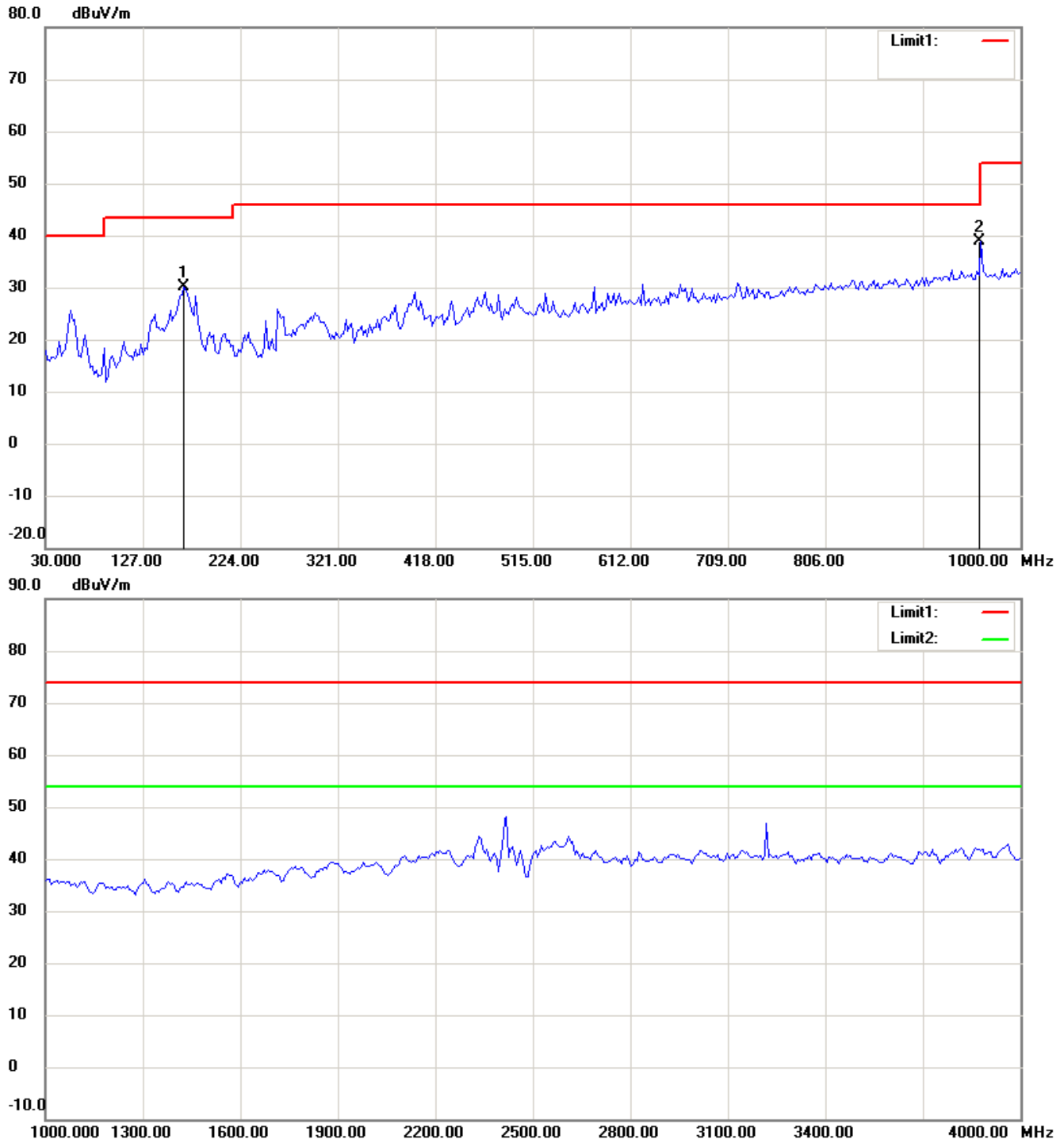
Worldwide Testing Services(Taiwan) Co., Ltd.

Registration number: W6M21311-13619-C-1

FCC ID: WKP-CDVW-011P

802.11g_CH1

Antenna Polarization H



Up Line: Peak Limit Line Down Line: Ave Limit Line

Note:

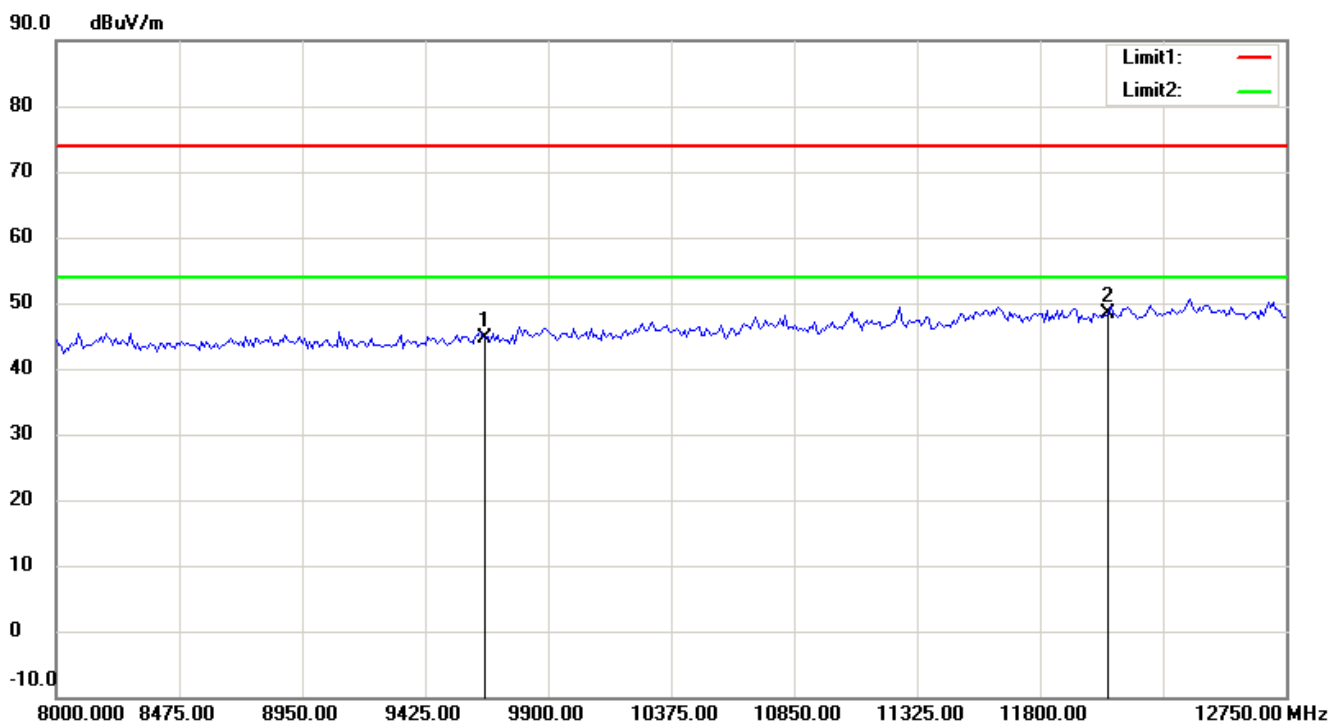
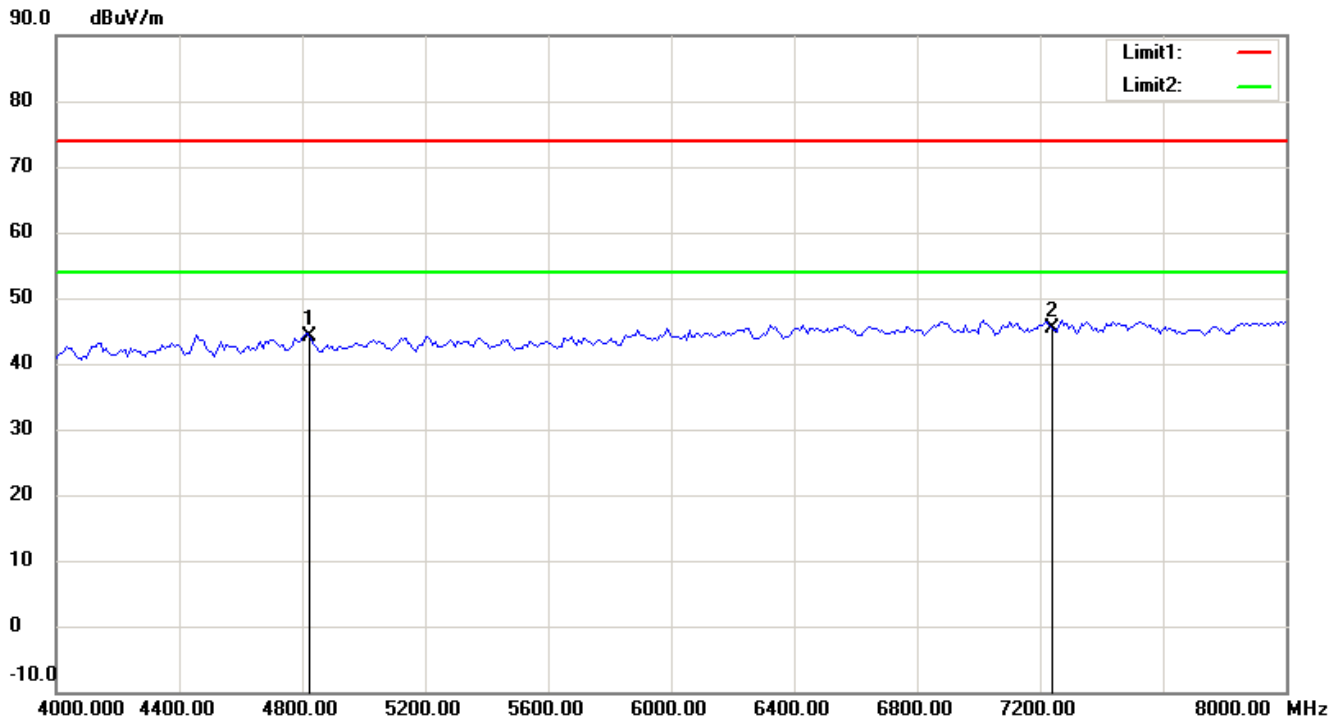
1. The attached measurement plots are preliminarily pre-scanned with peak detector for determining the final checking frequencies and are for reference only.
2. The some frequencies may exceed the limit line without the specified detectors, but that cannot present the results are failed to the specification of test standard.
3. For corrected test results are listed in the relevant table of radiated test data of this test report.



Worldwide Testing Services(Taiwan) Co., Ltd.

Registration number: W6M21311-13619-C-1

FCC ID: WKP-CDVW-011P



Up Line: Peak Limit Line Down Line: Ave Limit Line

Note:

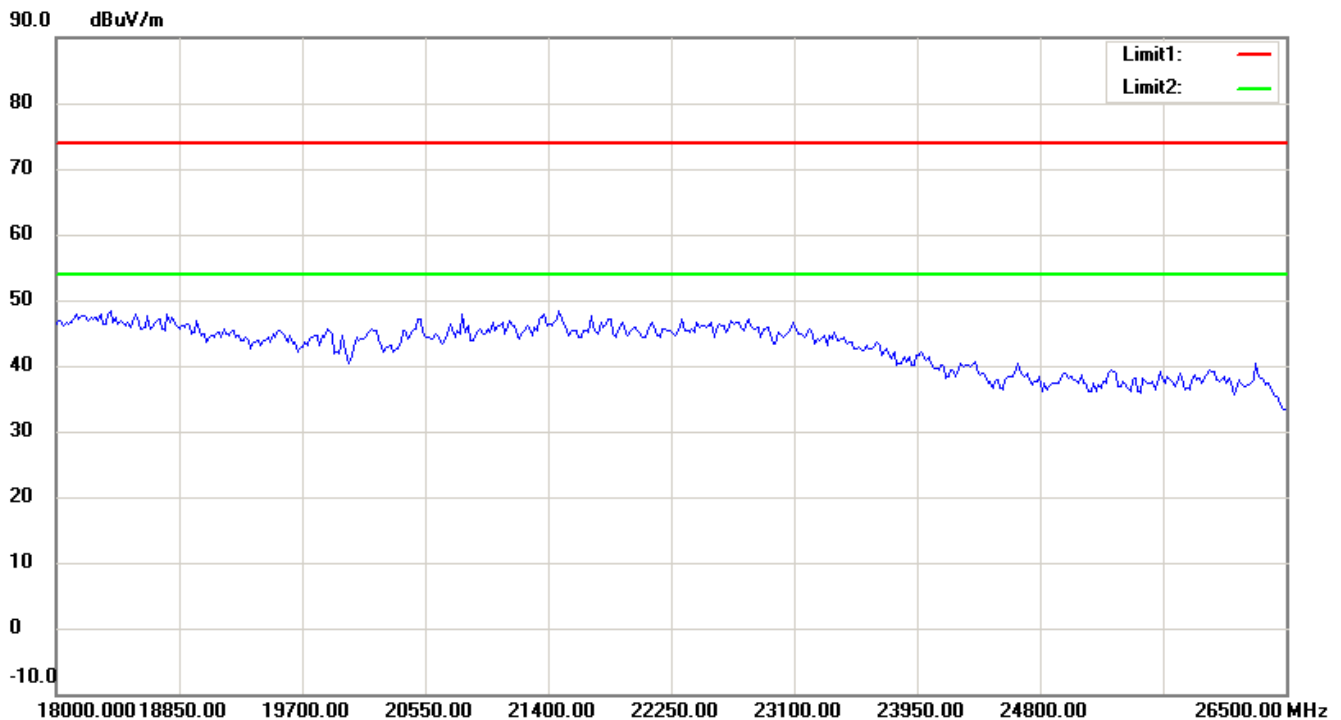
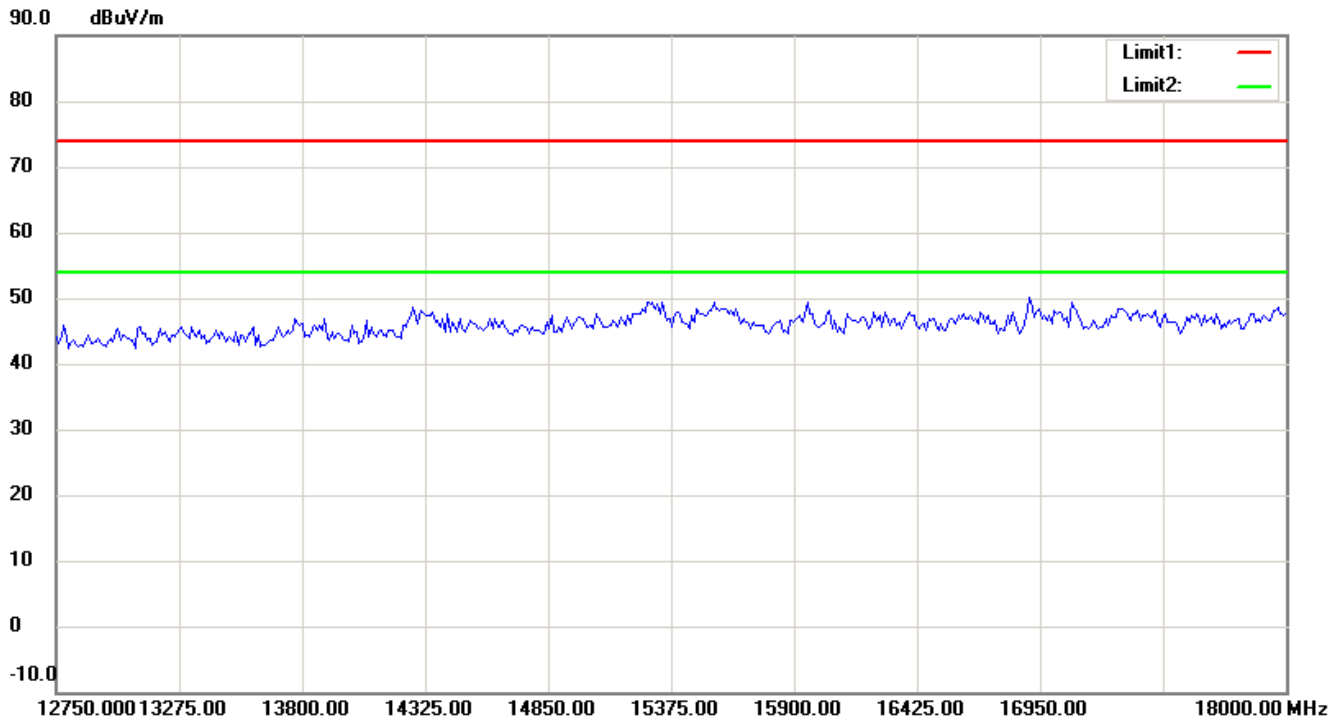
1. The attached measurement plots are preliminarily pre-scanned with peak detector for determining the final checking frequencies and are for reference only.
2. The some frequencies may exceed the limit line without the specified detectors, but that cannot present the results are failed to the specification of test standard.
3. For corrected test results are listed in the relevant table of radiated test data of this test report.



Worldwide Testing Services(Taiwan) Co., Ltd.

Registration number: W6M21311-13619-C-1

FCC ID: WKP-CDVW-011P



Up Line: Peak Limit Line Down Line: Ave Limit Line

Note:

1. The attached measurement plots are preliminarily pre-scanned with peak detector for determining the final checking frequencies and are for reference only.
2. The some frequencies may exceed the limit line without the specified detectors, but that cannot present the results are failed to the specification of test standard.
3. For corrected test results are listed in the relevant table of radiated test data of this test report.



Registration number: W6M21311-13619-C-1

FCC ID: WKP-CDVW-01IP

Antenna Polarization V



Up Line: Peak Limit Line Down Line: Ave Limit Line

Note:

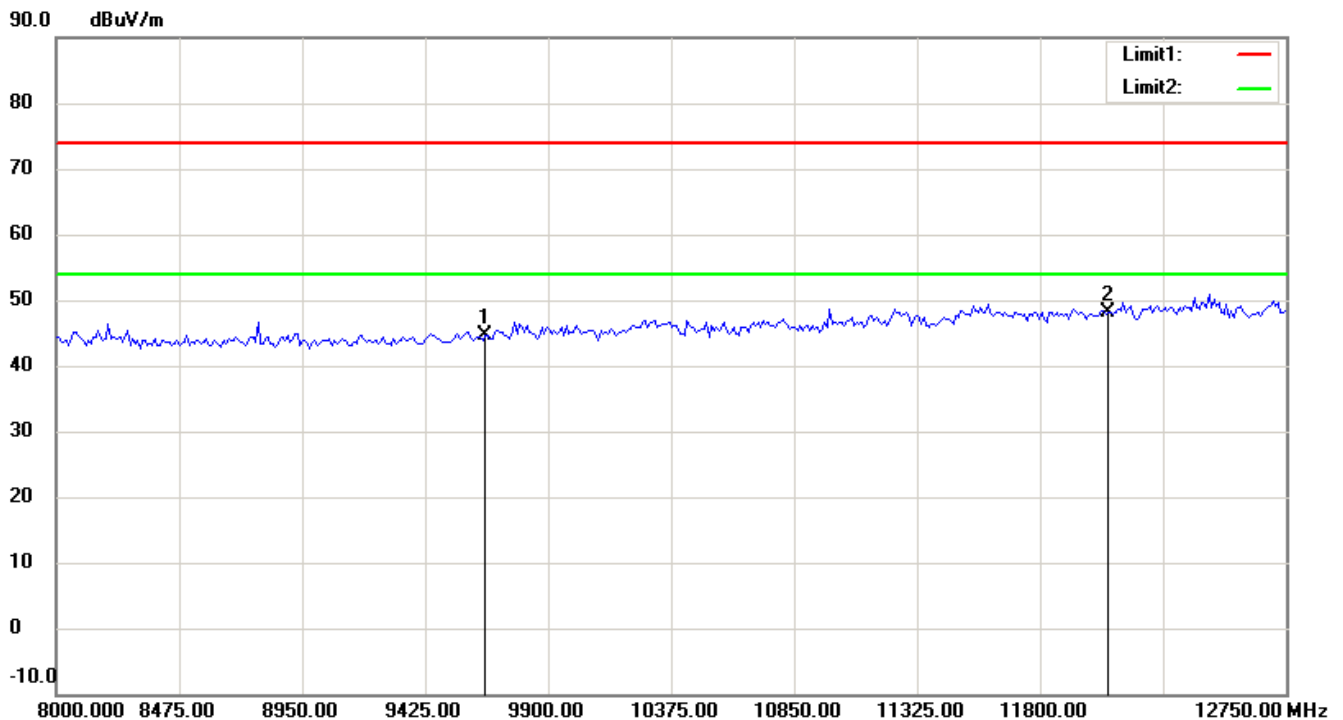
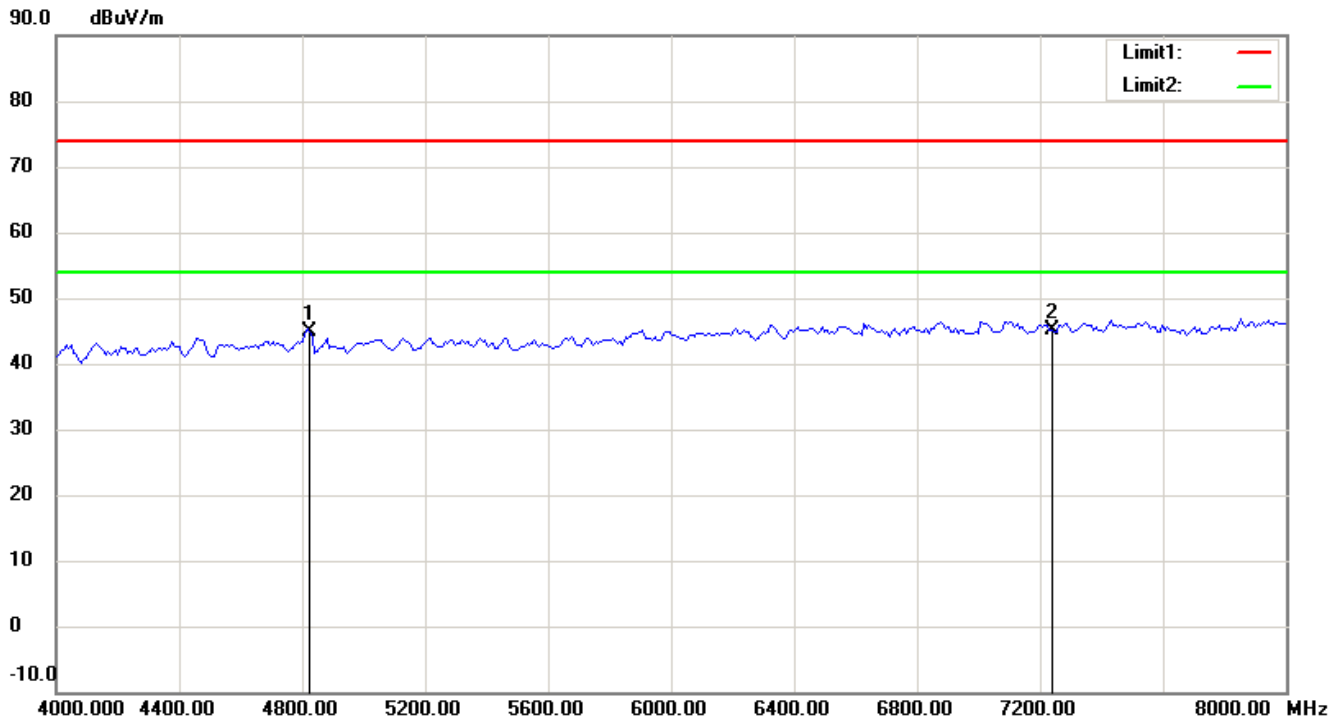
1. The attached measurement plots are preliminarily pre-scanned with peak detector for determining the final checking frequencies and are for reference only.
2. The some frequencies may exceed the limit line without the specified detectors, but that cannot present the results are failed to the specification of test standard.
3. For corrected test results are listed in the relevant table of radiated test data of this test report.



Worldwide Testing Services(Taiwan) Co., Ltd.

Registration number: W6M21311-13619-C-1

FCC ID: WKP-CDVW-011P



Up Line: Peak Limit Line Down Line: Ave Limit Line

Note:

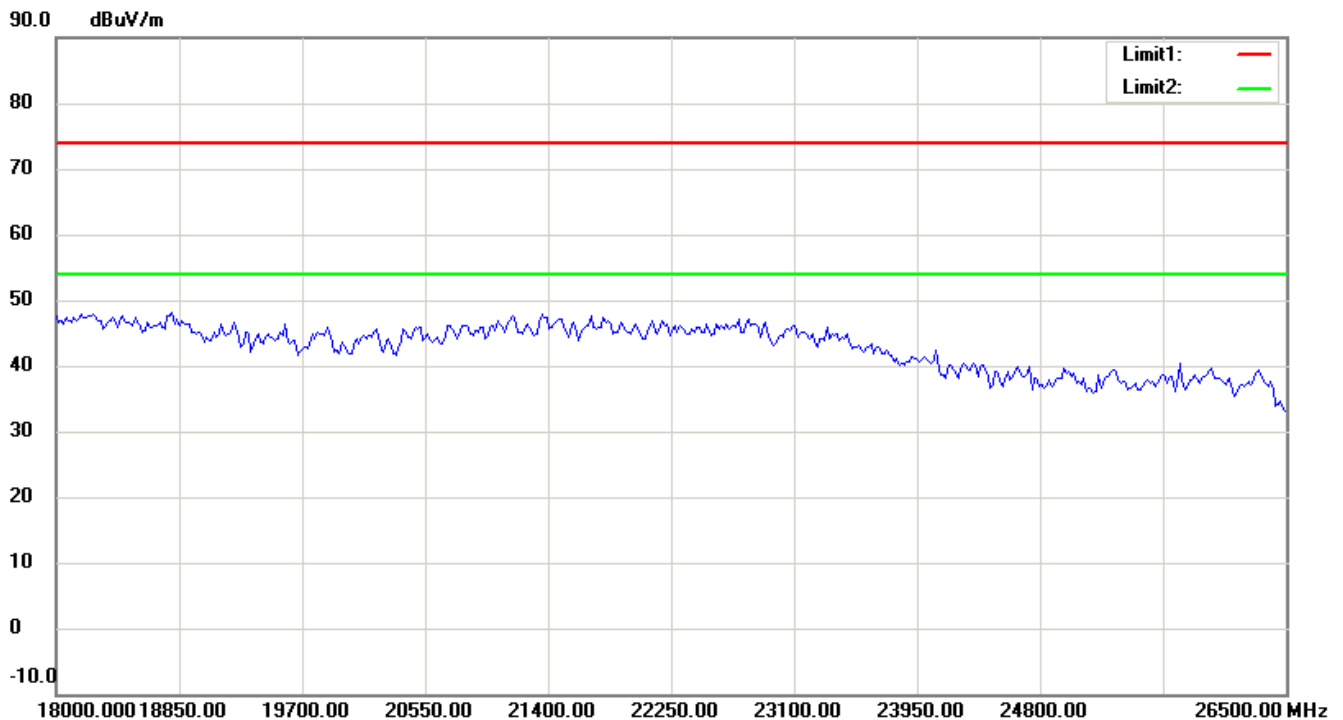
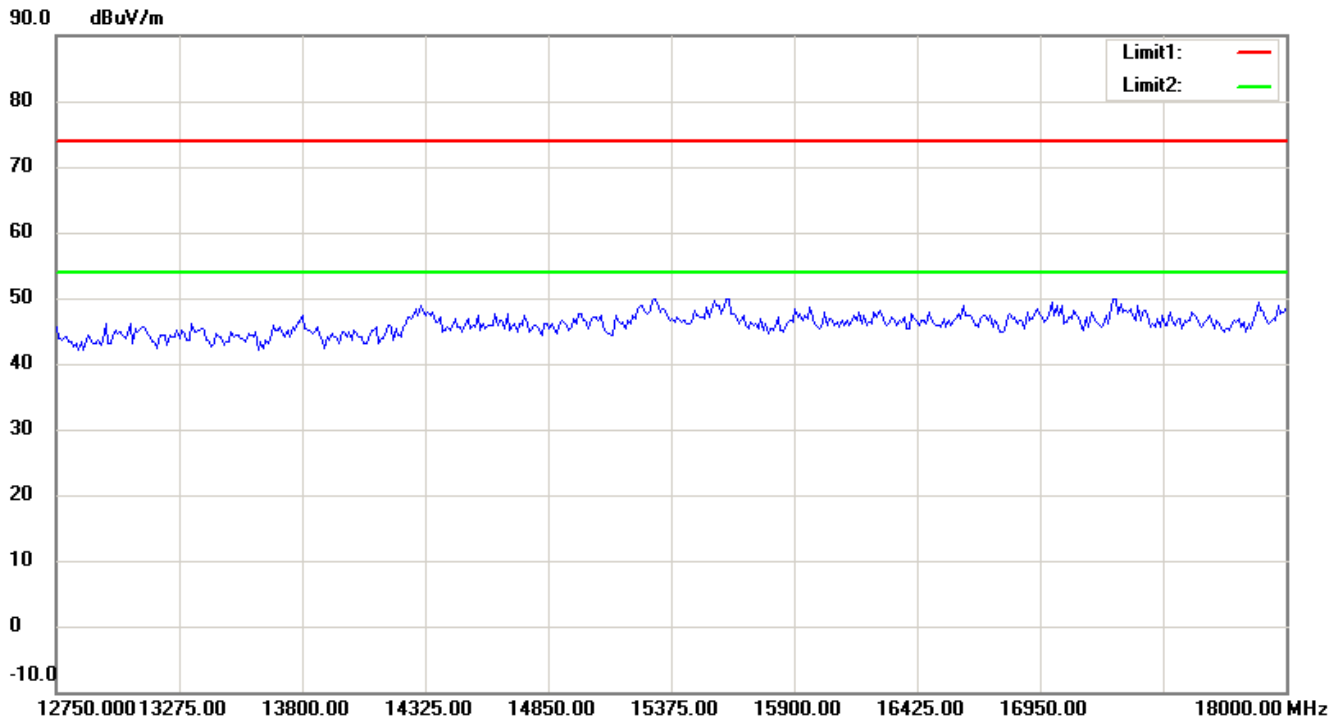
1. The attached measurement plots are preliminarily pre-scanned with peak detector for determining the final checking frequencies and are for reference only.
2. The some frequencies may exceed the limit line without the specified detectors, but that cannot present the results are failed to the specification of test standard.
3. For corrected test results are listed in the relevant table of radiated test data of this test report.



Worldwide Testing Services(Taiwan) Co., Ltd.

Registration number: W6M21311-13619-C-1


FCC ID: WKP-CDVW-011P



Up Line: Peak Limit Line Down Line: Ave Limit Line

Note:

1. The attached measurement plots are preliminarily pre-scanned with peak detector for determining the final checking frequencies and are for reference only.
2. The some frequencies may exceed the limit line without the specified detectors, but that cannot present the results are failed to the specification of test standard.
3. For corrected test results are listed in the relevant table of radiated test data of this test report.

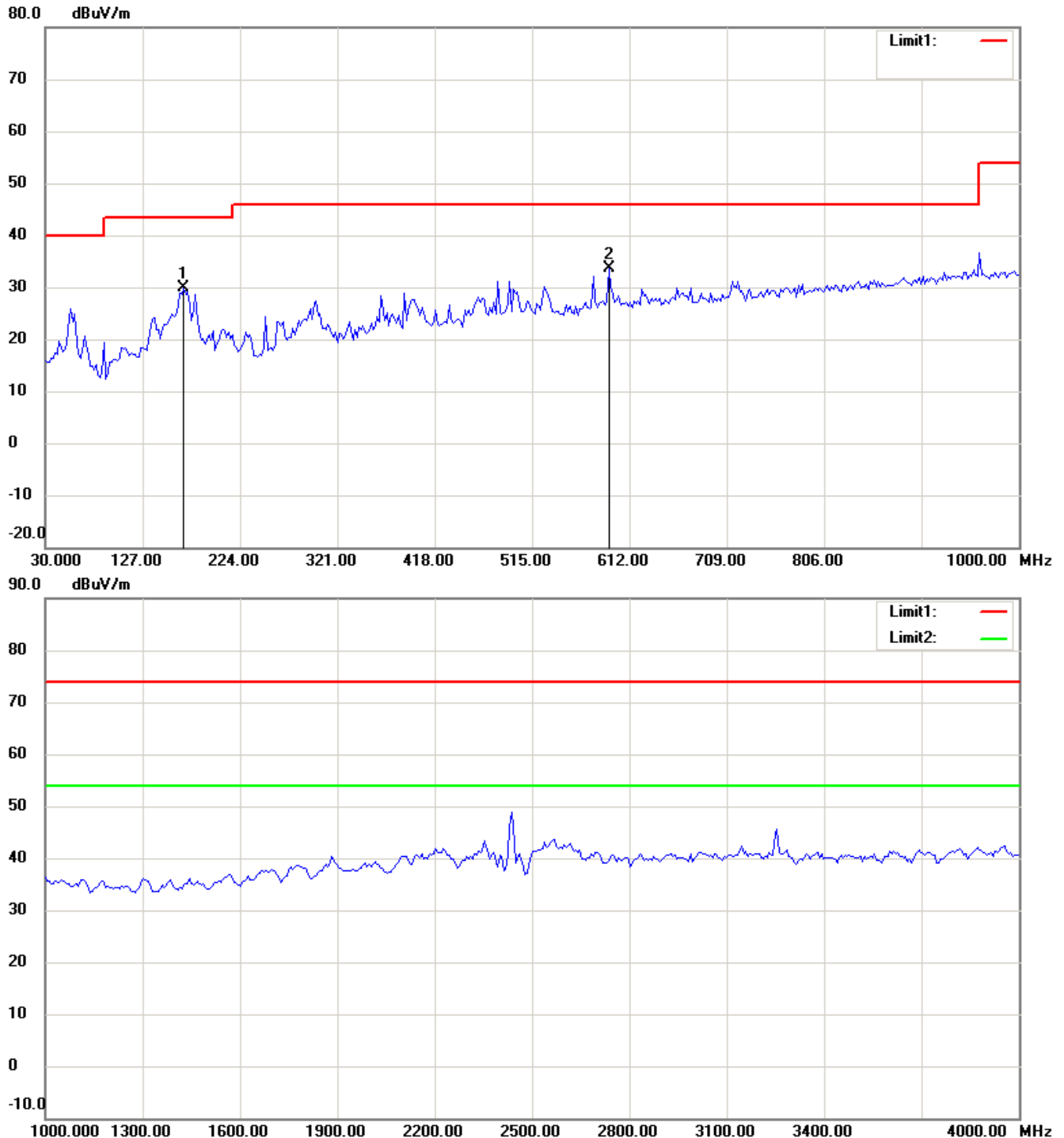


Registration number: W6M21311-13619-C-1

FCC ID: WKP-CDVW-011P

CH6

Antenna Polarization H



Up Line: Peak Limit Line Down Line: Ave Limit Line

Note:

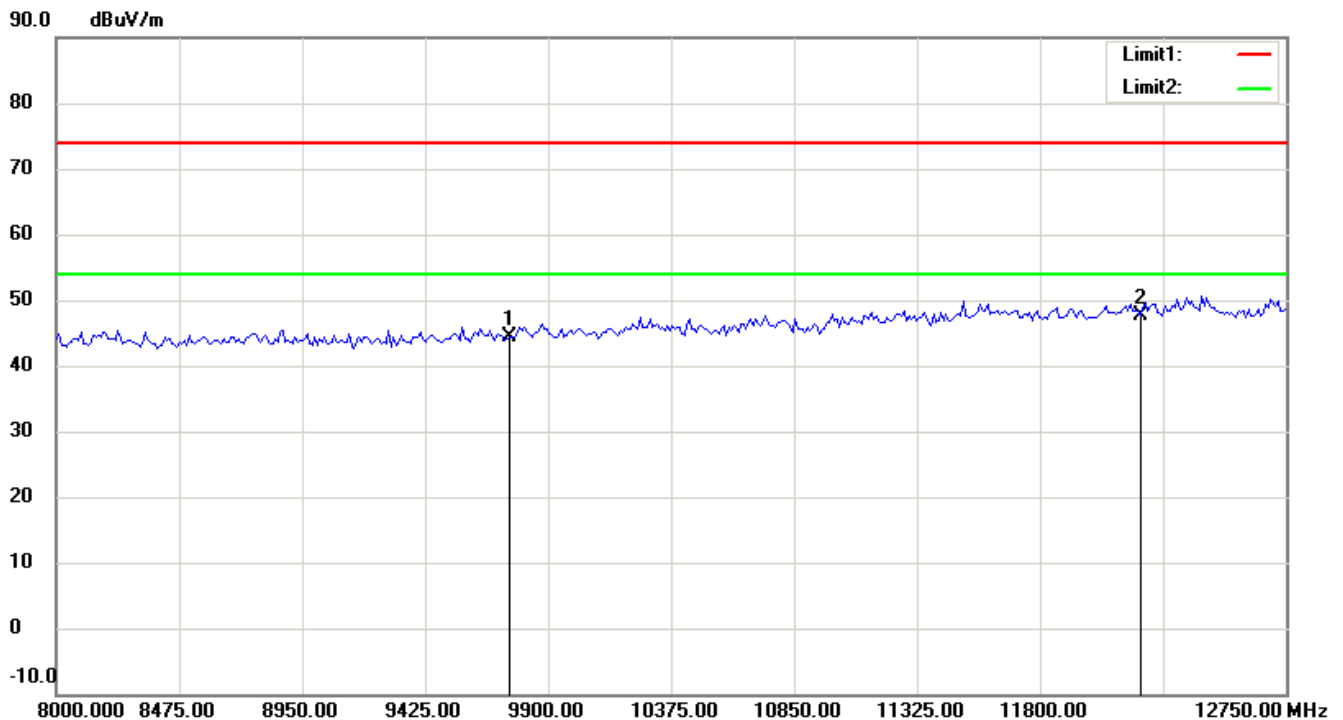
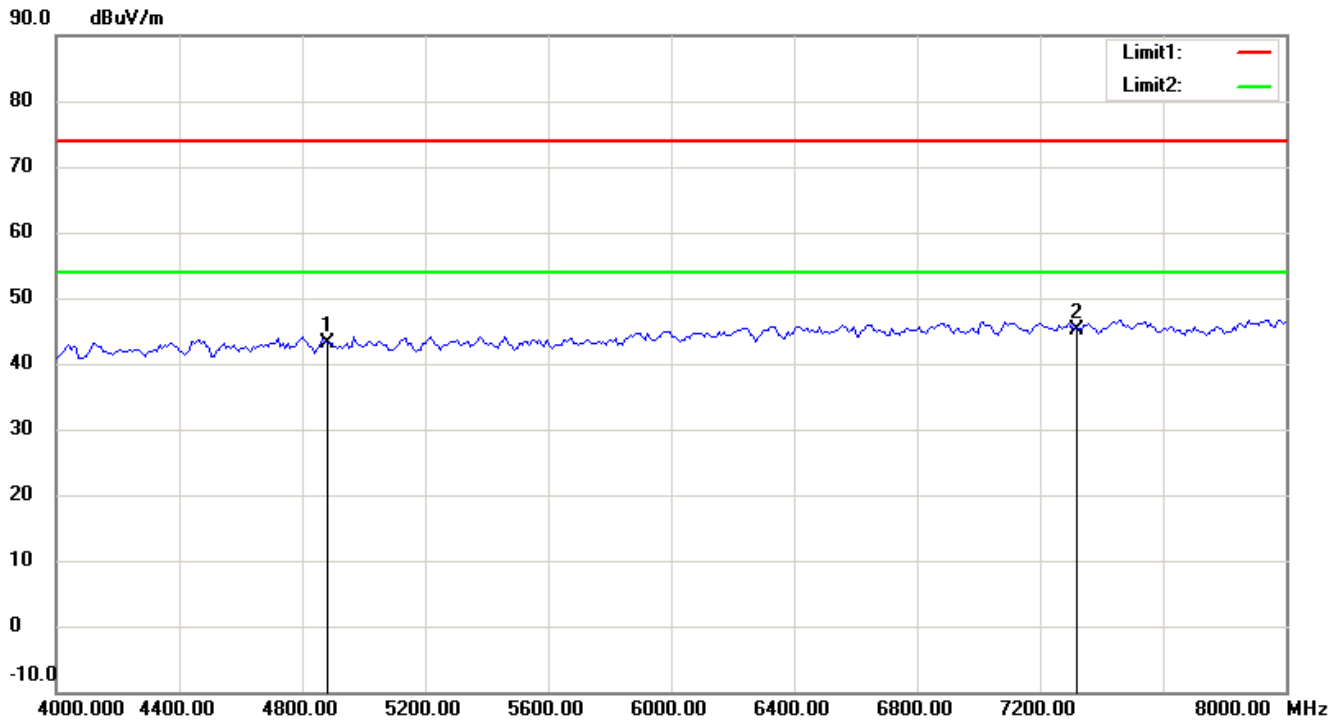
1. The attached measurement plots are preliminarily pre-scanned with peak detector for determining the final checking frequencies and are for reference only.
2. The some frequencies may exceed the limit line without the specified detectors, but that cannot present the results are failed to the specification of test standard.
3. For corrected test results are listed in the relevant table of radiated test data of this test report.



Worldwide Testing Services(Taiwan) Co., Ltd.

Registration number: W6M21311-13619-C-1

FCC ID: WKP-CDVW-01IP



Up Line: Peak Limit Line Down Line: Ave Limit Line

Note:

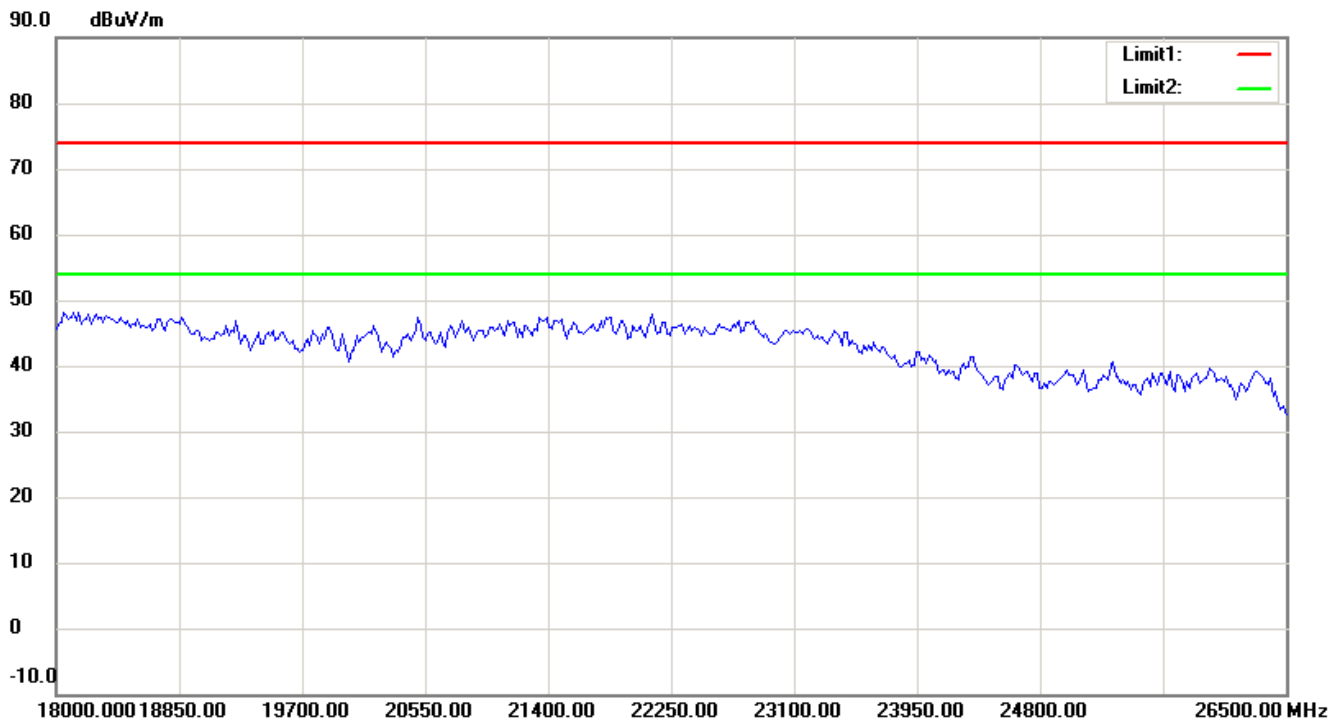
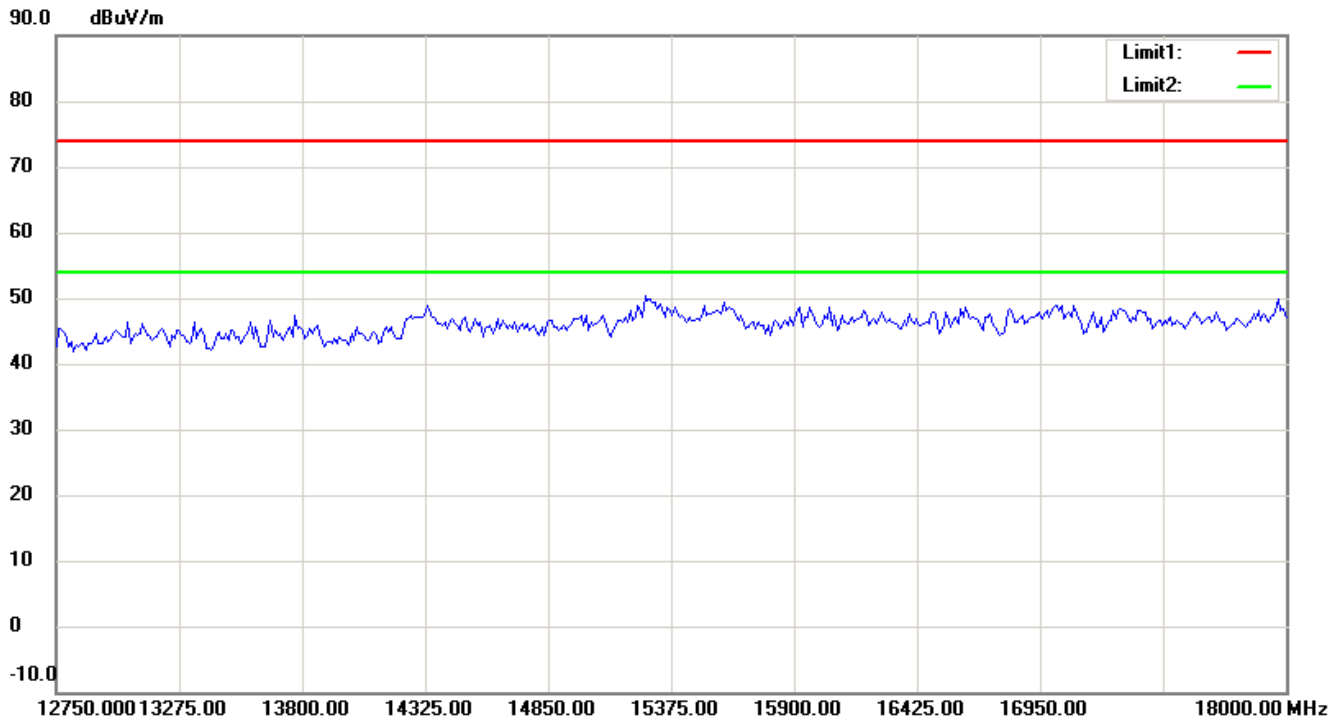
1. The attached measurement plots are preliminarily pre-scanned with peak detector for determining the final checking frequencies and are for reference only.
2. The some frequencies may exceed the limit line without the specified detectors, but that cannot present the results are failed to the specification of test standard.
3. For corrected test results are listed in the relevant table of radiated test data of this test report.



Worldwide Testing Services(Taiwan) Co., Ltd.

Registration number: W6M21311-13619-C-1

FCC ID: WKP-CDVW-011P



Up Line: Peak Limit Line Down Line: Ave Limit Line

Note:

1. The attached measurement plots are preliminarily pre-scanned with peak detector for determining the final checking frequencies and are for reference only.
2. The some frequencies may exceed the limit line without the specified detectors, but that cannot present the results are failed to the specification of test standard.
3. For corrected test results are listed in the relevant table of radiated test data of this test report.

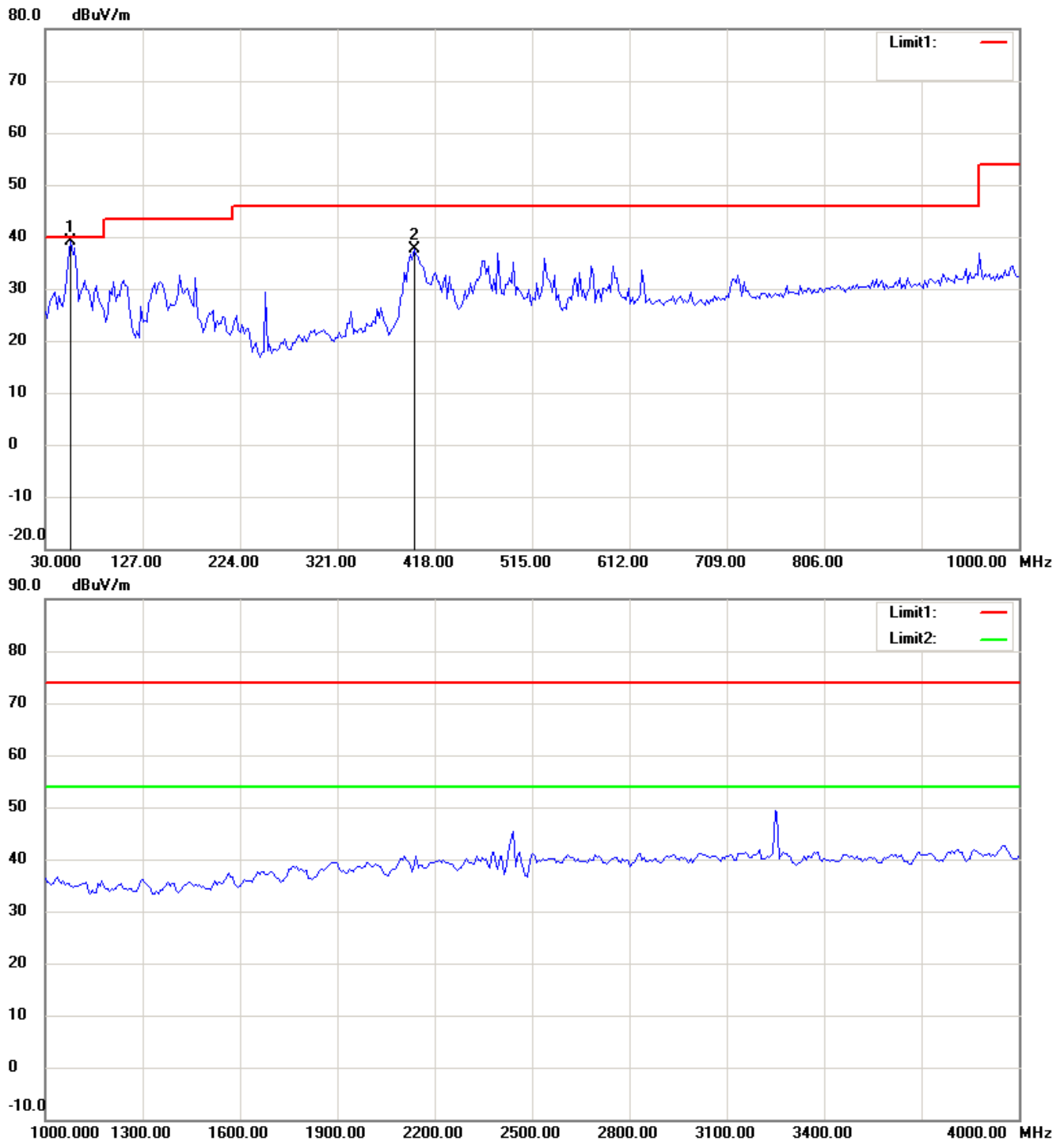


Worldwide Testing Services(Taiwan) Co., Ltd.

Registration number: W6M21311-13619-C-1

FCC ID: WKP-CDVW-01IP

Antenna Polarization V



Up Line: Peak Limit Line Down Line: Ave Limit Line

Note:

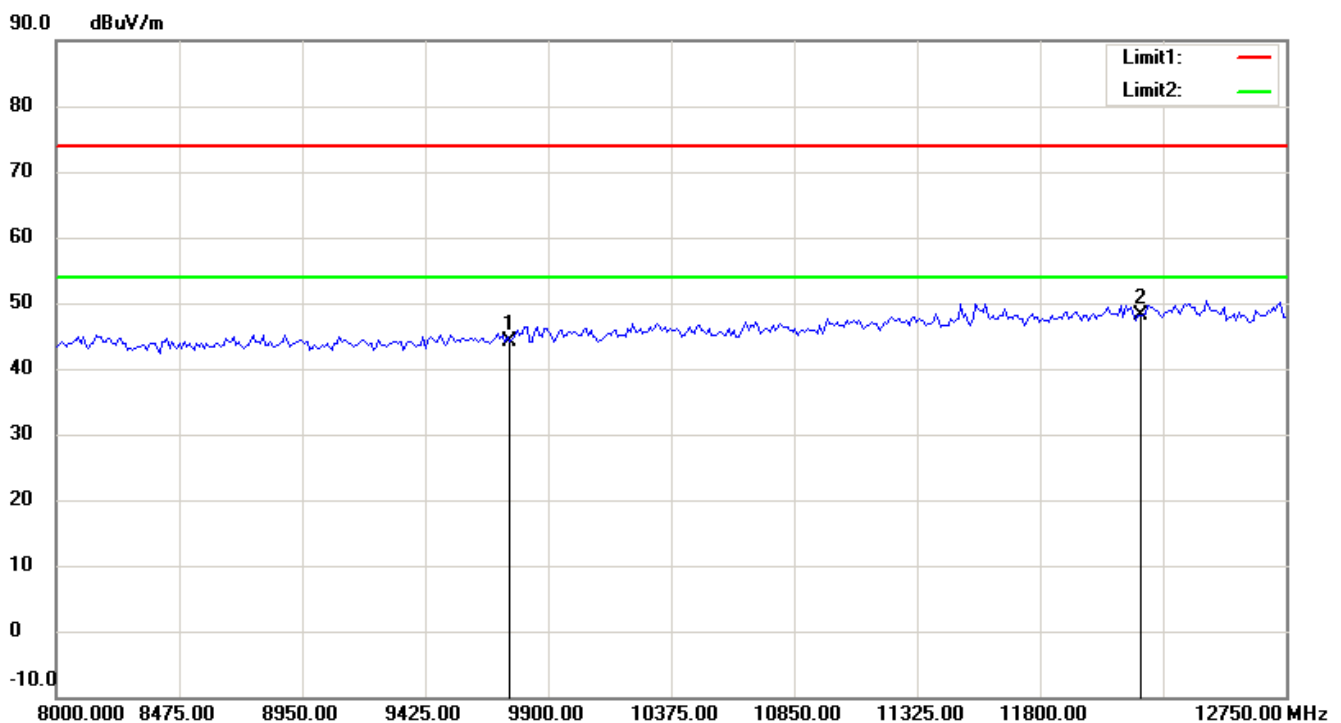
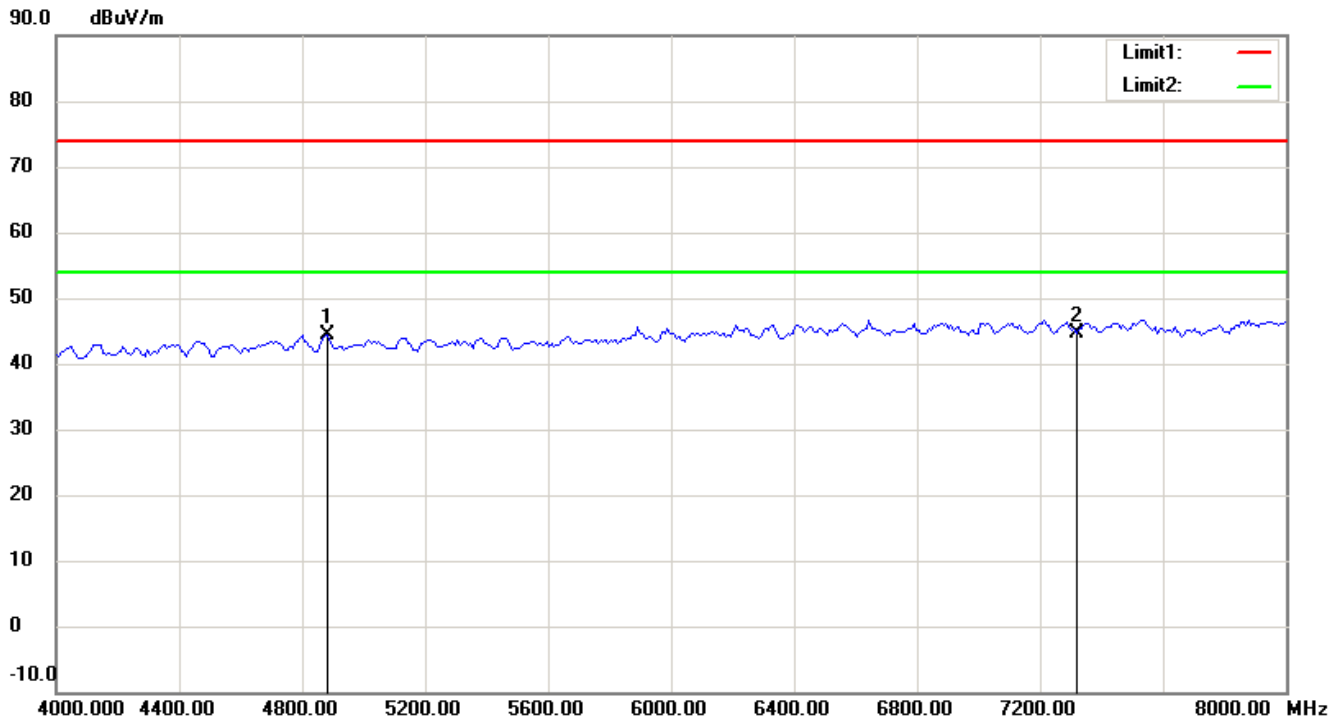
1. The attached measurement plots are preliminarily pre-scanned with peak detector for determining the final checking frequencies and are for reference only.
2. The some frequencies may exceed the limit line without the specified detectors, but that cannot present the results are failed to the specification of test standard.
3. For corrected test results are listed in the relevant table of radiated test data of this test report.



Worldwide Testing Services(Taiwan) Co., Ltd.

Registration number: W6M21311-13619-C-1

FCC ID: WKP-CDVW-011P



Up Line: Peak Limit Line Down Line: Ave Limit Line

Note:

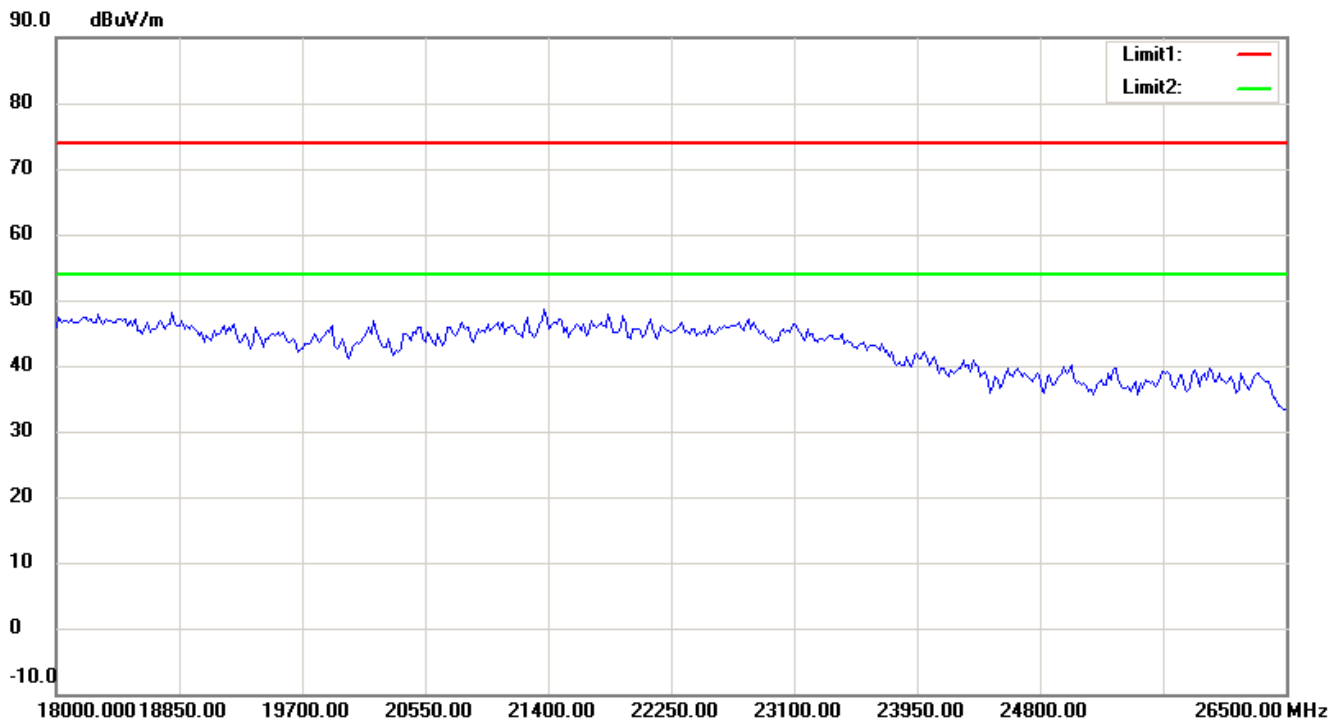
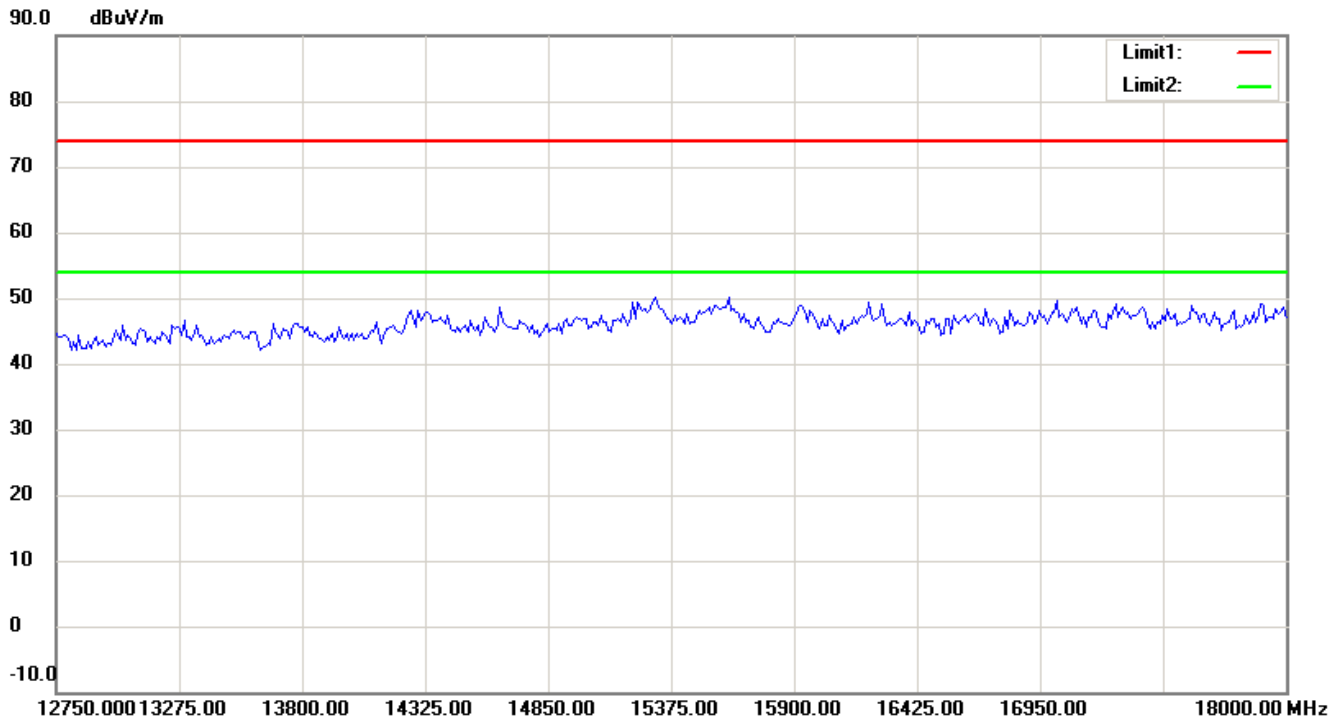
1. The attached measurement plots are preliminarily pre-scanned with peak detector for determining the final checking frequencies and are for reference only.
2. The some frequencies may exceed the limit line without the specified detectors, but that cannot present the results are failed to the specification of test standard.
3. For corrected test results are listed in the relevant table of radiated test data of this test report.



Worldwide Testing Services(Taiwan) Co., Ltd.

Registration number: W6M21311-13619-C-1

FCC ID: WKP-CDVW-01IP



Up Line: Peak Limit Line Down Line: Ave Limit Line

Note:

1. The attached measurement plots are preliminarily pre-scanned with peak detector for determining the final checking frequencies and are for reference only.
2. The some frequencies may exceed the limit line without the specified detectors, but that cannot present the results are failed to the specification of test standard.
3. For corrected test results are listed in the relevant table of radiated test data of this test report.

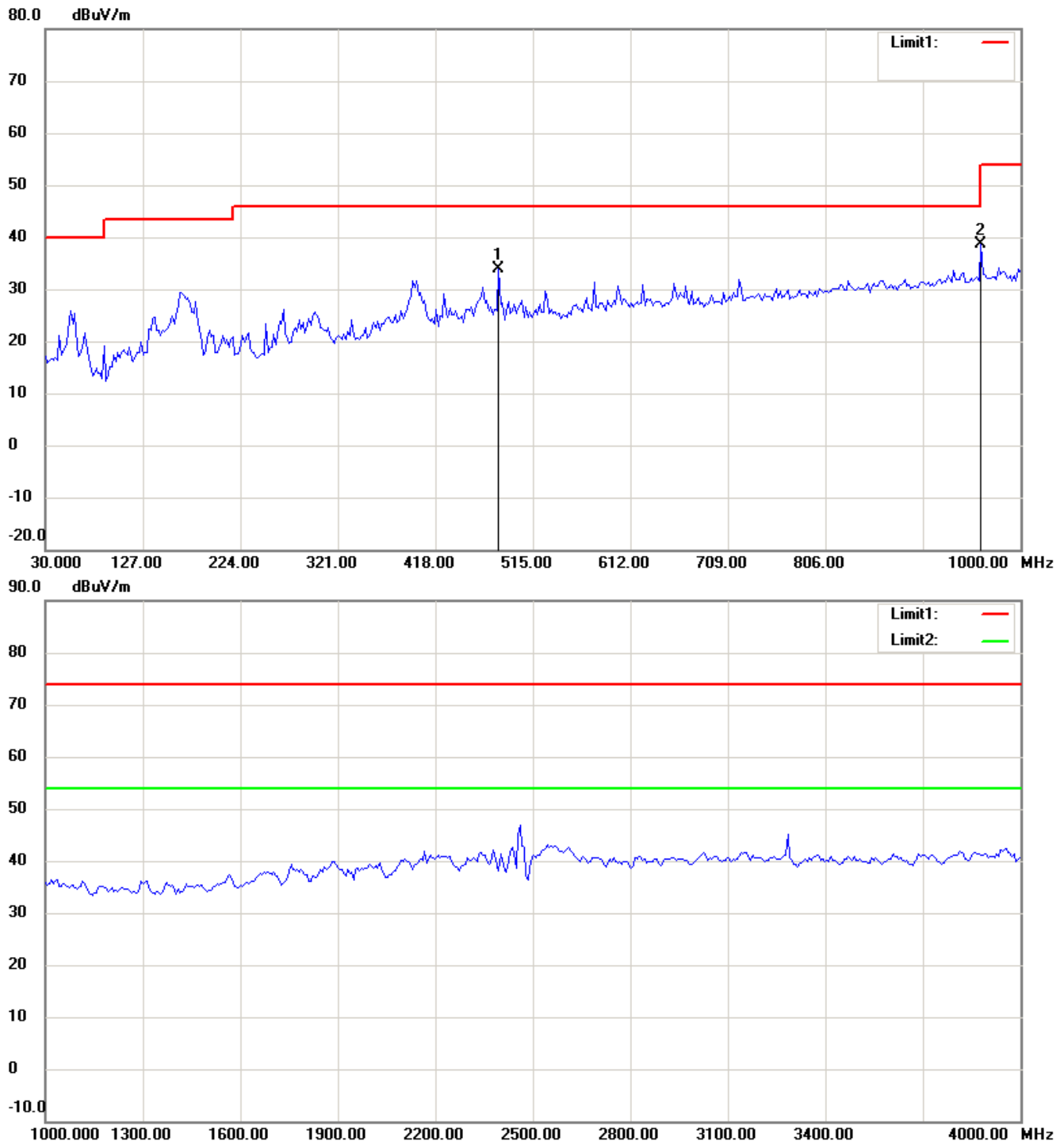


Registration number: W6M21311-13619-C-1

FCC ID: WKP-CDVW-011P

CH11

Antenna Polarization H



Up Line: Peak Limit Line Down Line: Ave Limit Line

Note:

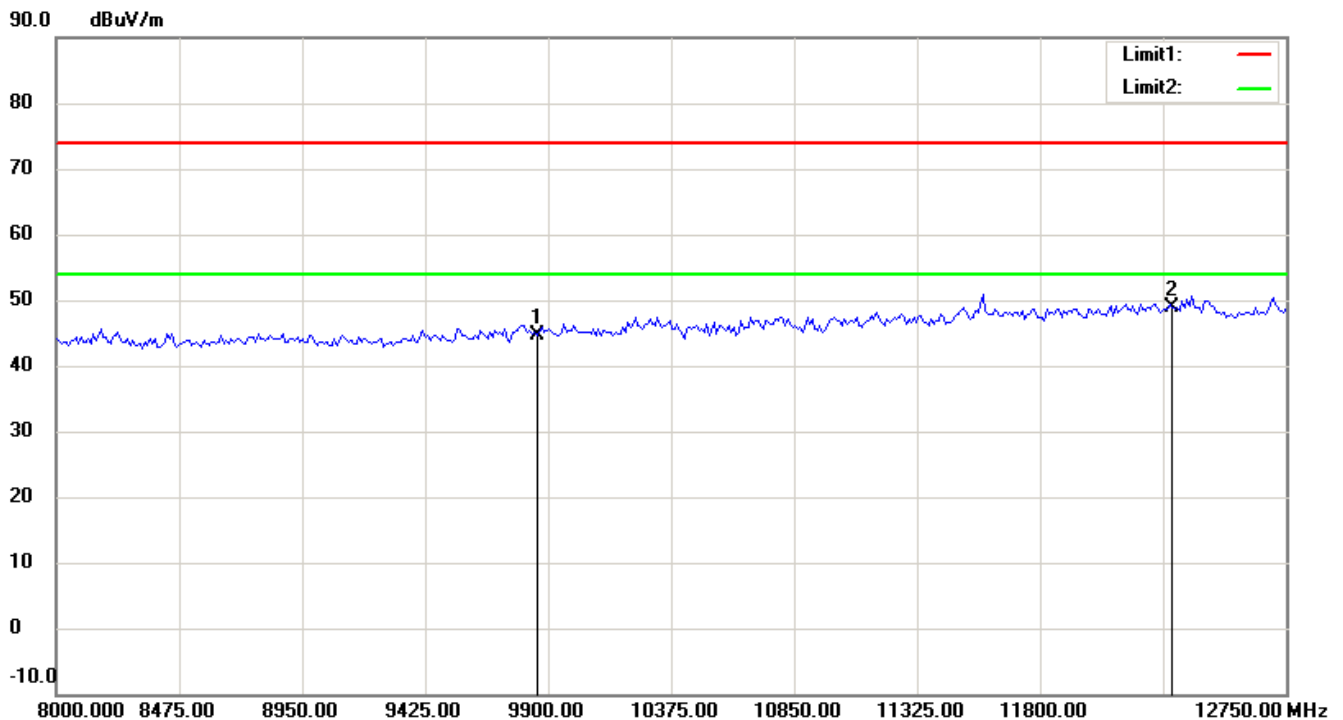
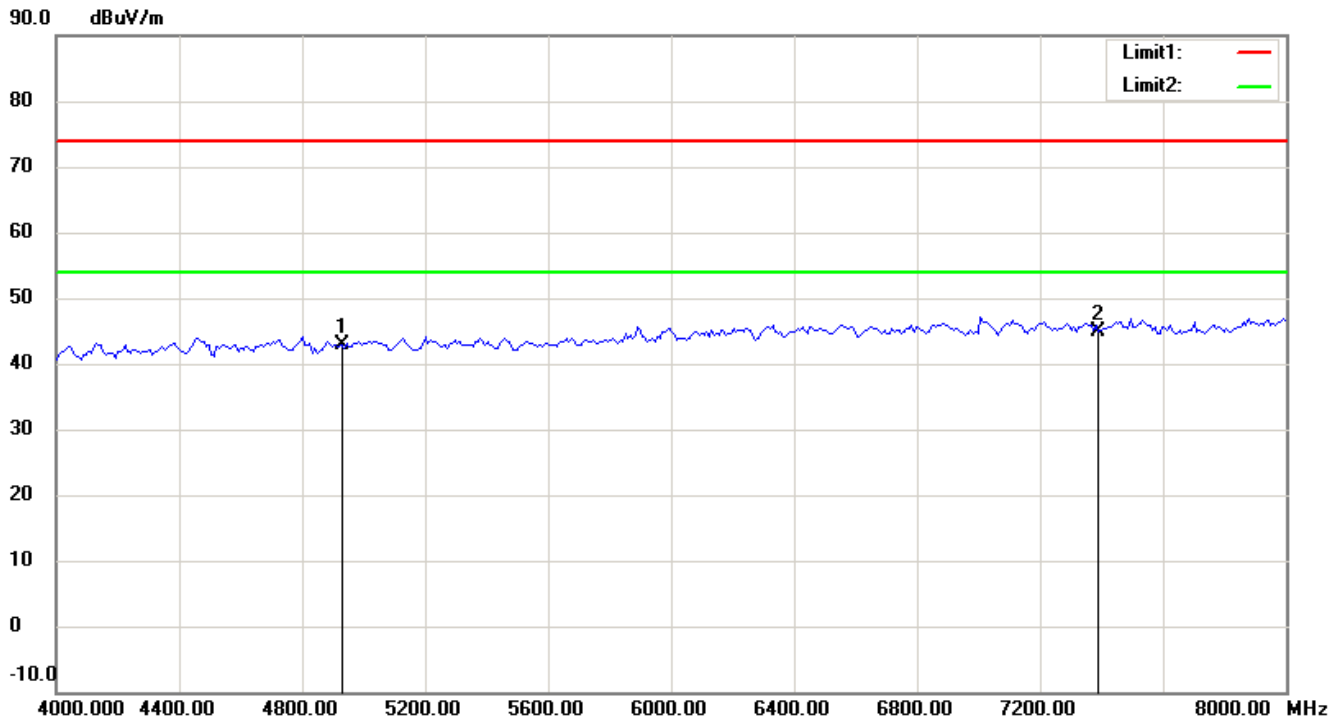
1. The attached measurement plots are preliminarily pre-scanned with peak detector for determining the final checking frequencies and are for reference only.
2. The some frequencies may exceed the limit line without the specified detectors, but that cannot present the results are failed to the specification of test standard.
3. For corrected test results are listed in the relevant table of radiated test data of this test report.



Worldwide Testing Services(Taiwan) Co., Ltd.

Registration number: W6M21311-13619-C-1

FCC ID: WKP-CDVW-01IP



Up Line: Peak Limit Line Down Line: Ave Limit Line

Note:

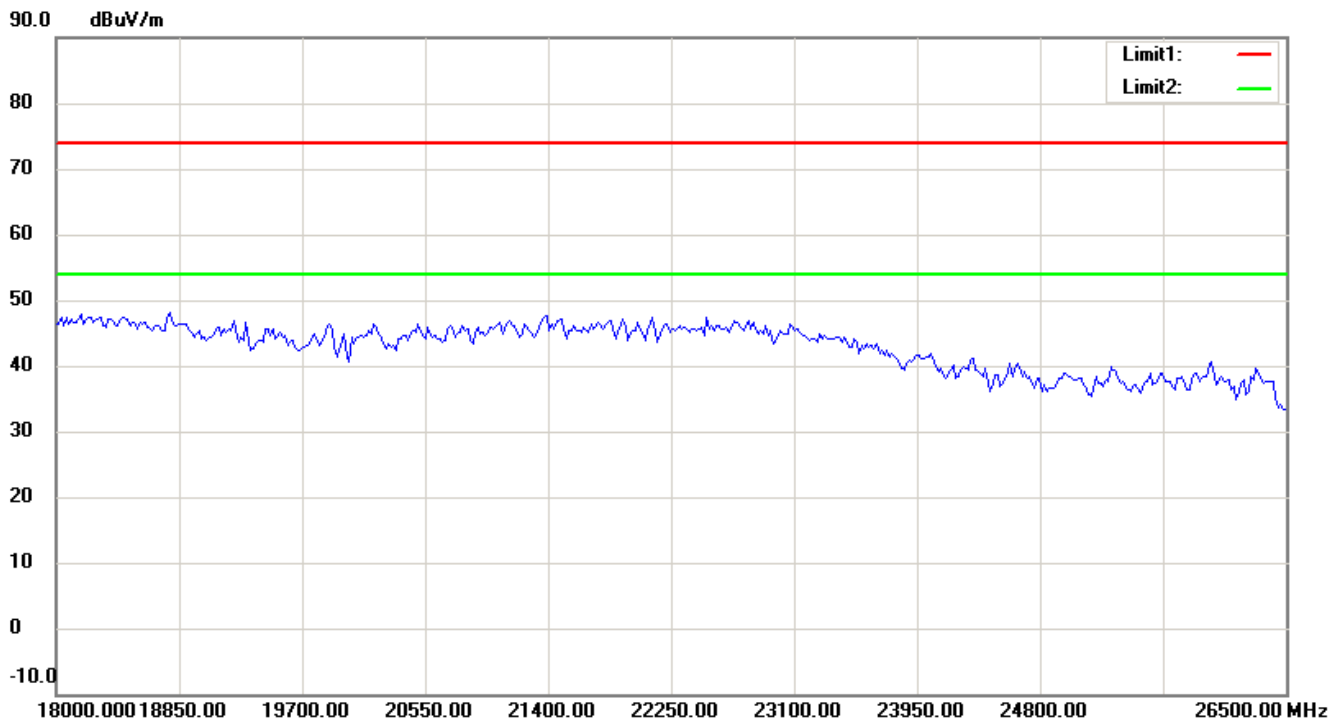
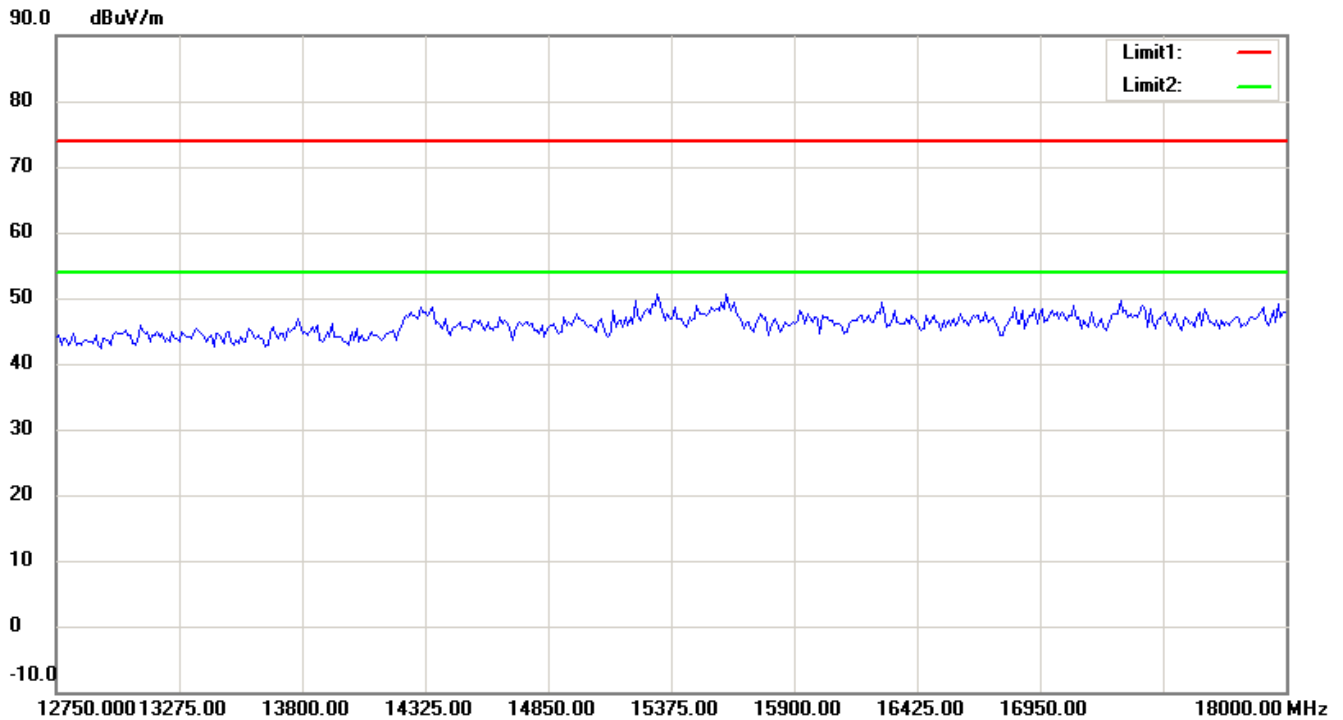
1. The attached measurement plots are preliminarily pre-scanned with peak detector for determining the final checking frequencies and are for reference only.
2. The some frequencies may exceed the limit line without the specified detectors, but that cannot present the results are failed to the specification of test standard.
3. For corrected test results are listed in the relevant table of radiated test data of this test report.



Worldwide Testing Services(Taiwan) Co., Ltd.

Registration number: W6M21311-13619-C-1

FCC ID: WKP-CDVW-01IP



Up Line: Peak Limit Line Down Line: Ave Limit Line

Note:

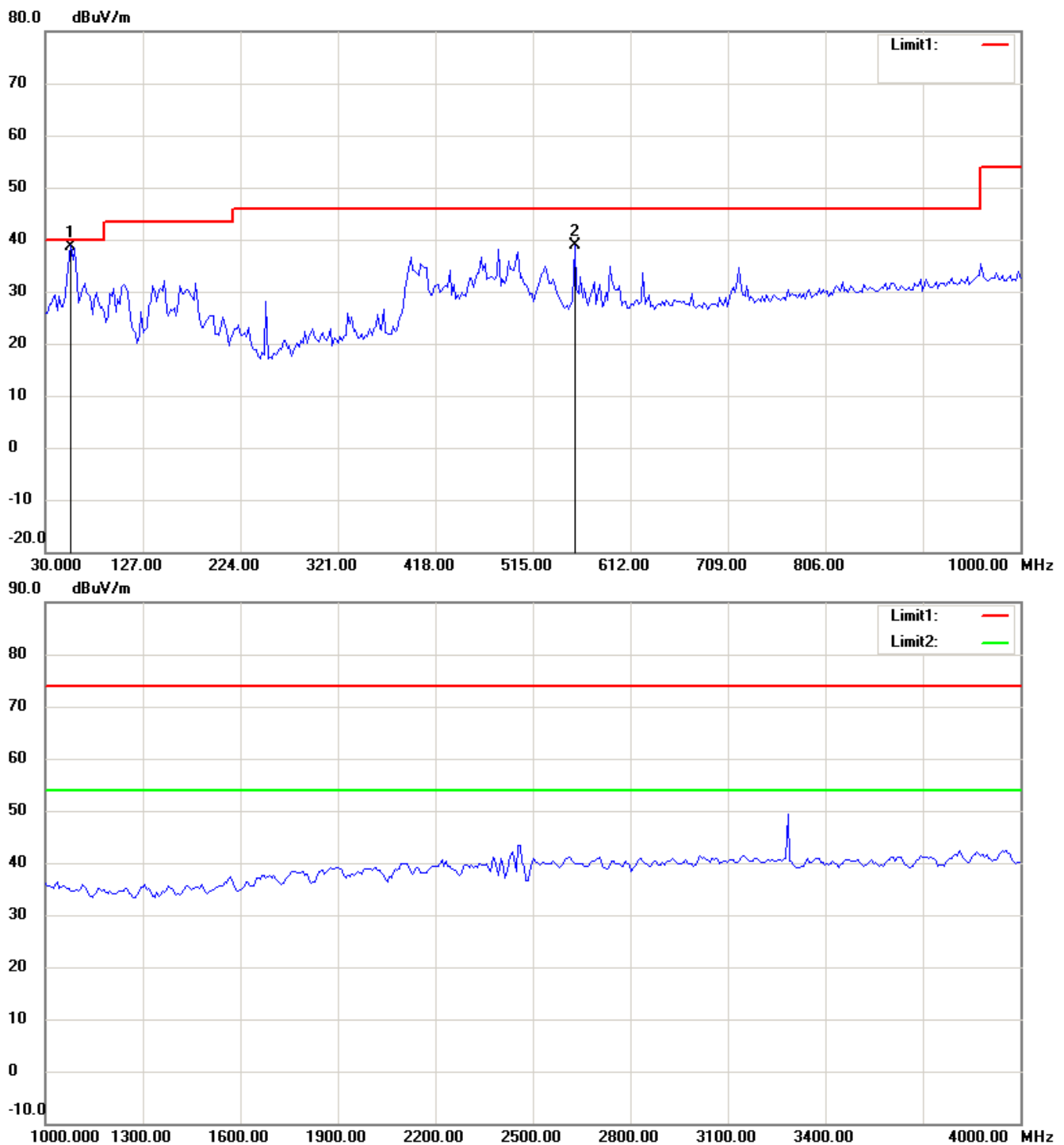
1. The attached measurement plots are preliminarily pre-scanned with peak detector for determining the final checking frequencies and are for reference only.
2. The some frequencies may exceed the limit line without the specified detectors, but that cannot present the results are failed to the specification of test standard.
3. For corrected test results are listed in the relevant table of radiated test data of this test report.



Registration number: W6M21311-13619-C-1

FCC ID: WKP-CDVW-011P


Antenna Polarization V



Up Line: Peak Limit Line Down Line: Ave Limit Line

Note:

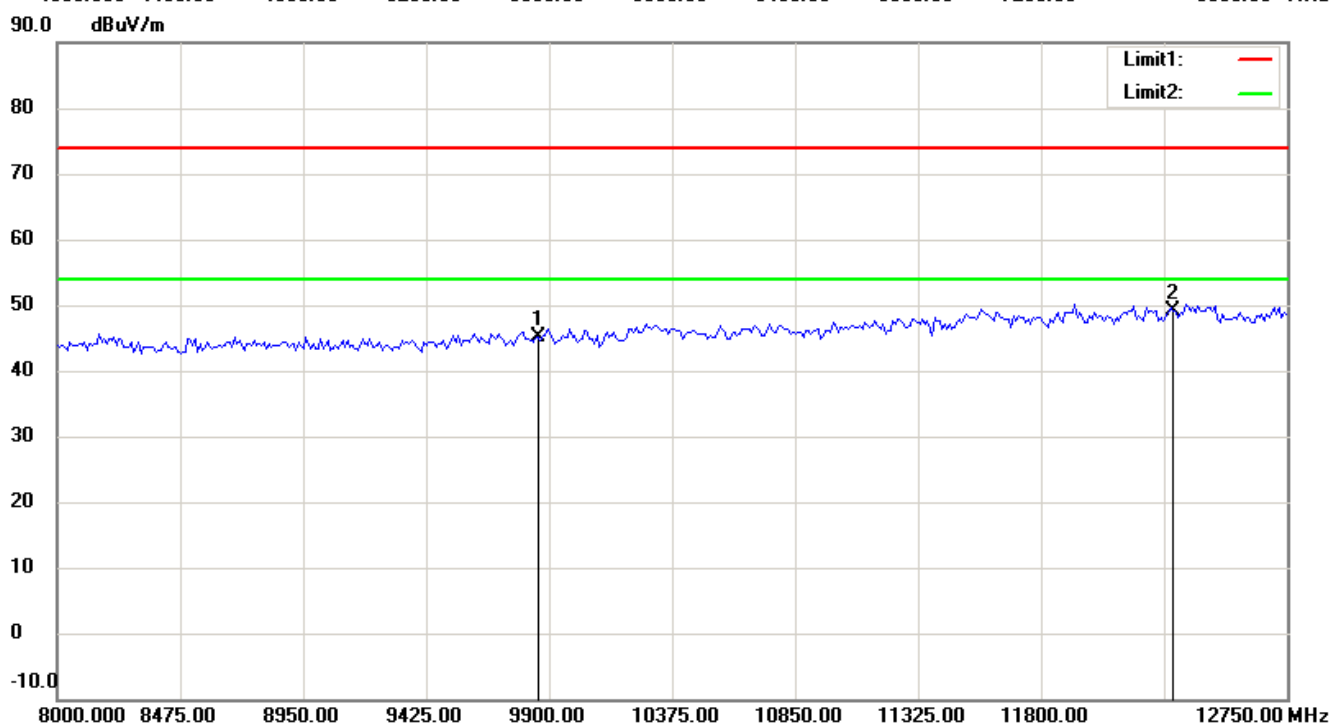
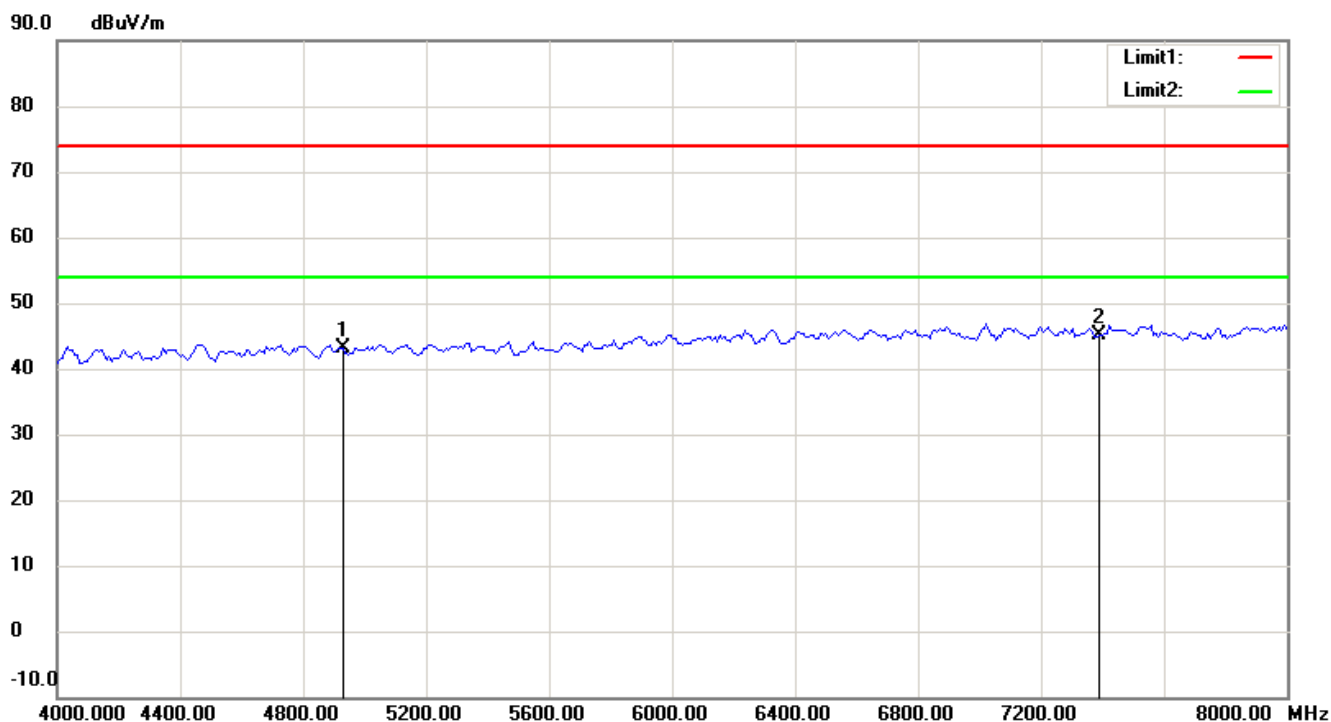
1. The attached measurement plots are preliminarily pre-scanned with peak detector for determining the final checking frequencies and are for reference only.
2. The some frequencies may exceed the limit line without the specified detectors, but that cannot present the results are failed to the specification of test standard.
3. For corrected test results are listed in the relevant table of radiated test data of this test report.



Worldwide Testing Services(Taiwan) Co., Ltd.

Registration number: W6M21311-13619-C-1

FCC ID: WKP-CDVW-011P



Up Line: Peak Limit Line Down Line: Ave Limit Line

Note:

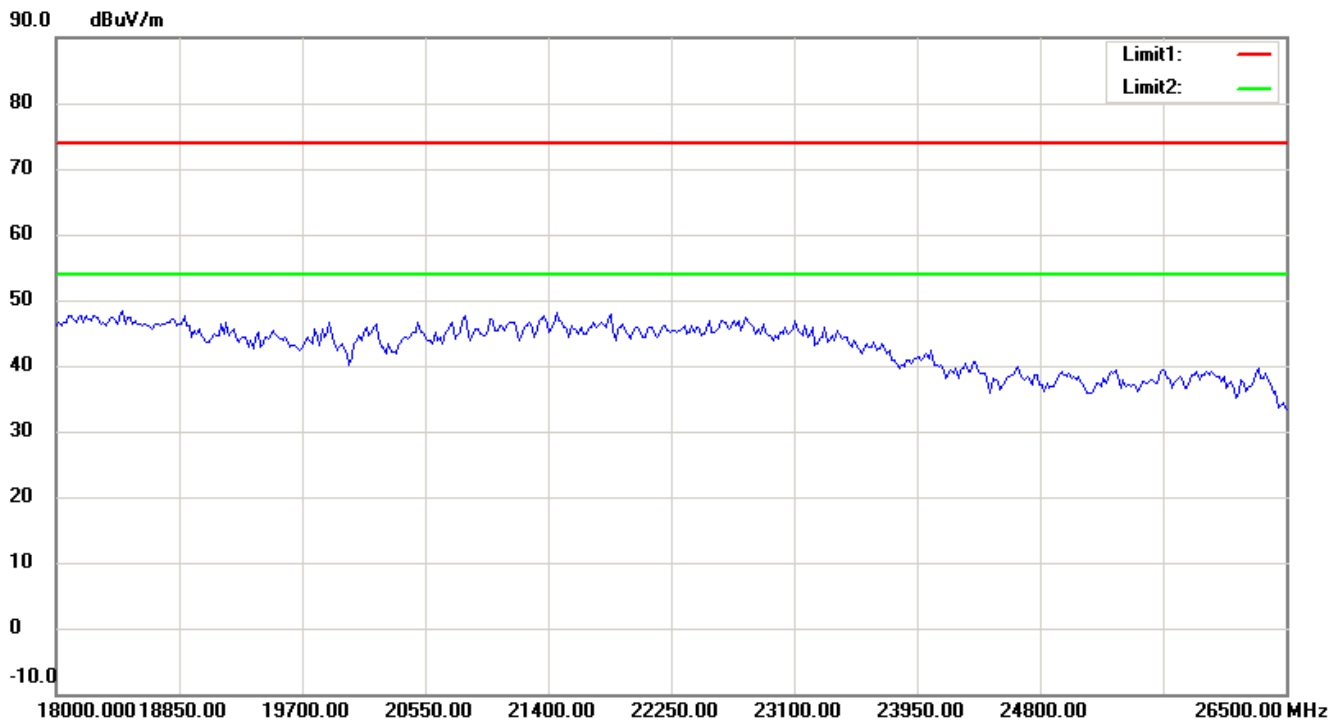
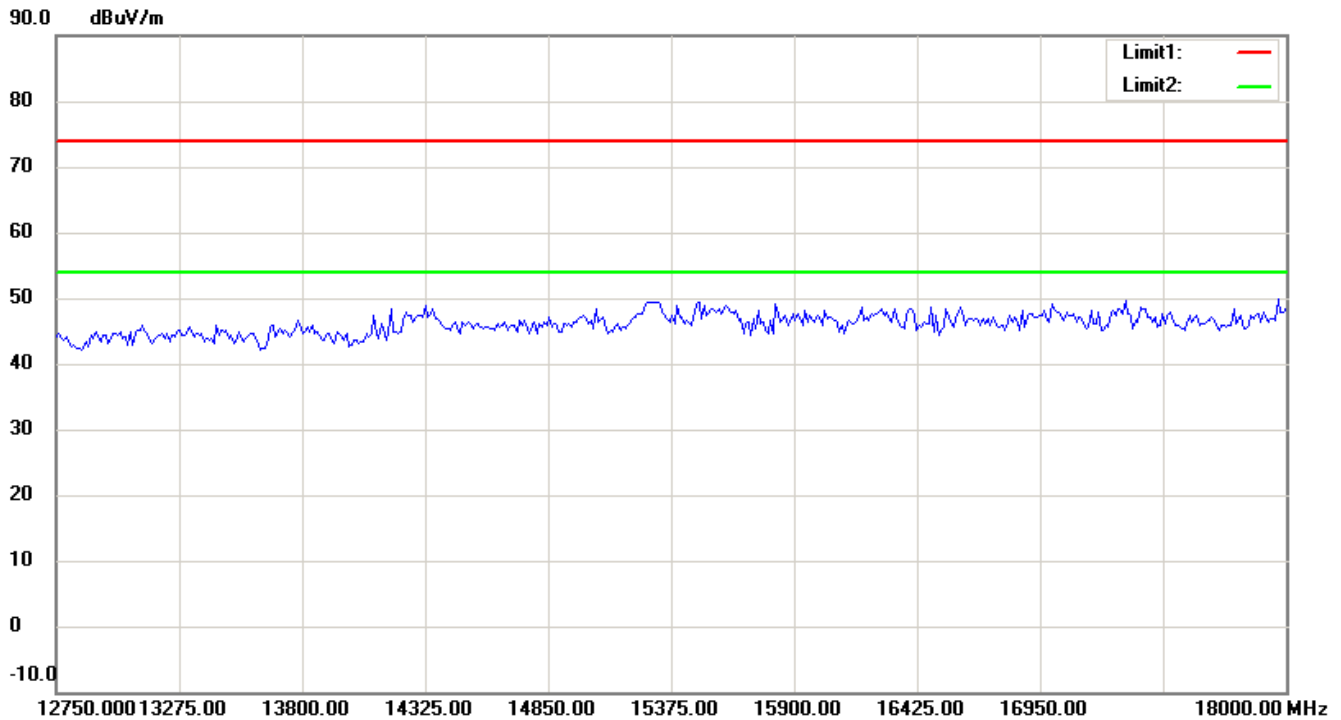
1. The attached measurement plots are preliminarily pre-scanned with peak detector for determining the final checking frequencies and are for reference only.
2. The some frequencies may exceed the limit line without the specified detectors, but that cannot present the results are failed to the specification of test standard.
3. For corrected test results are listed in the relevant table of radiated test data of this test report.



Worldwide Testing Services(Taiwan) Co., Ltd.

Registration number: W6M21311-13619-C-1

FCC ID: WKP-CDVW-011P



Up Line: Peak Limit Line Down Line: Ave Limit Line

Note:

1. The attached measurement plots are preliminarily pre-scanned with peak detector for determining the final checking frequencies and are for reference only.
2. The some frequencies may exceed the limit line without the specified detectors, but that cannot present the results are failed to the specification of test standard.
3. For corrected test results are listed in the relevant table of radiated test data of this test report.



Worldwide Testing Services(Taiwan) Co., Ltd.

Registration number: W6M21311-13619-C-1

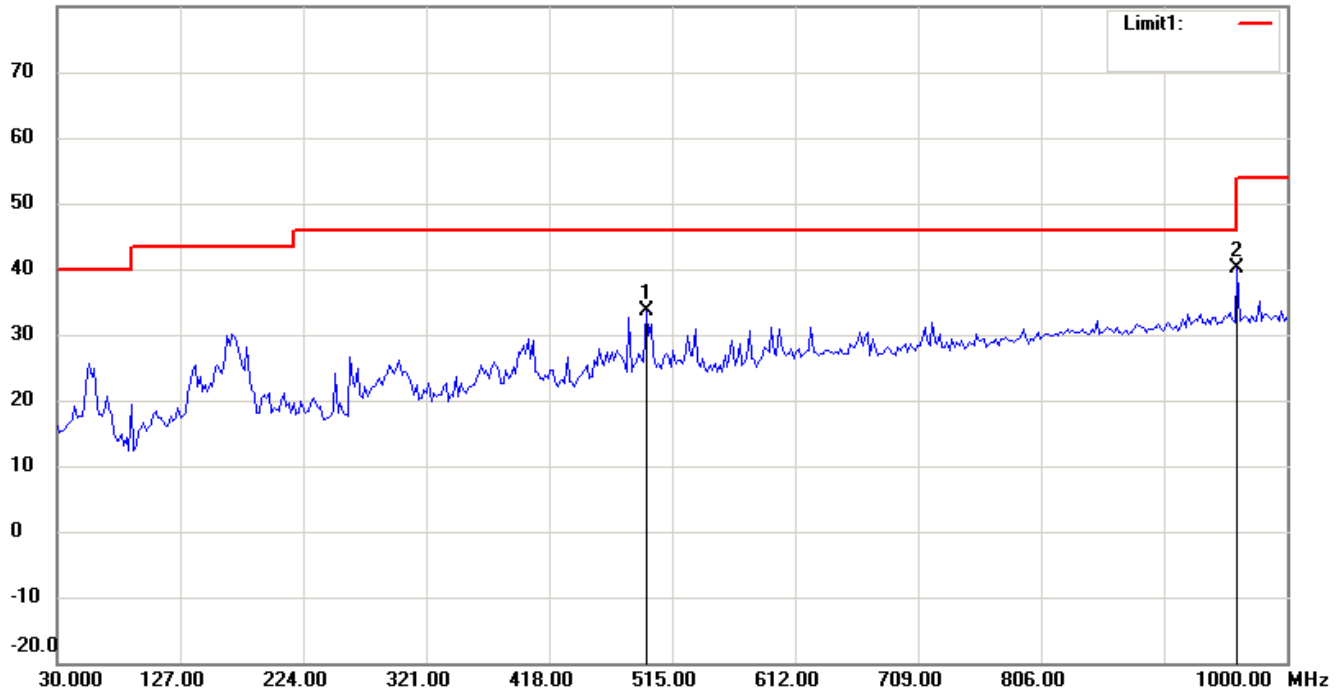
FCC ID: WKP-CDVW-011P

ANT 1 + ANT 2

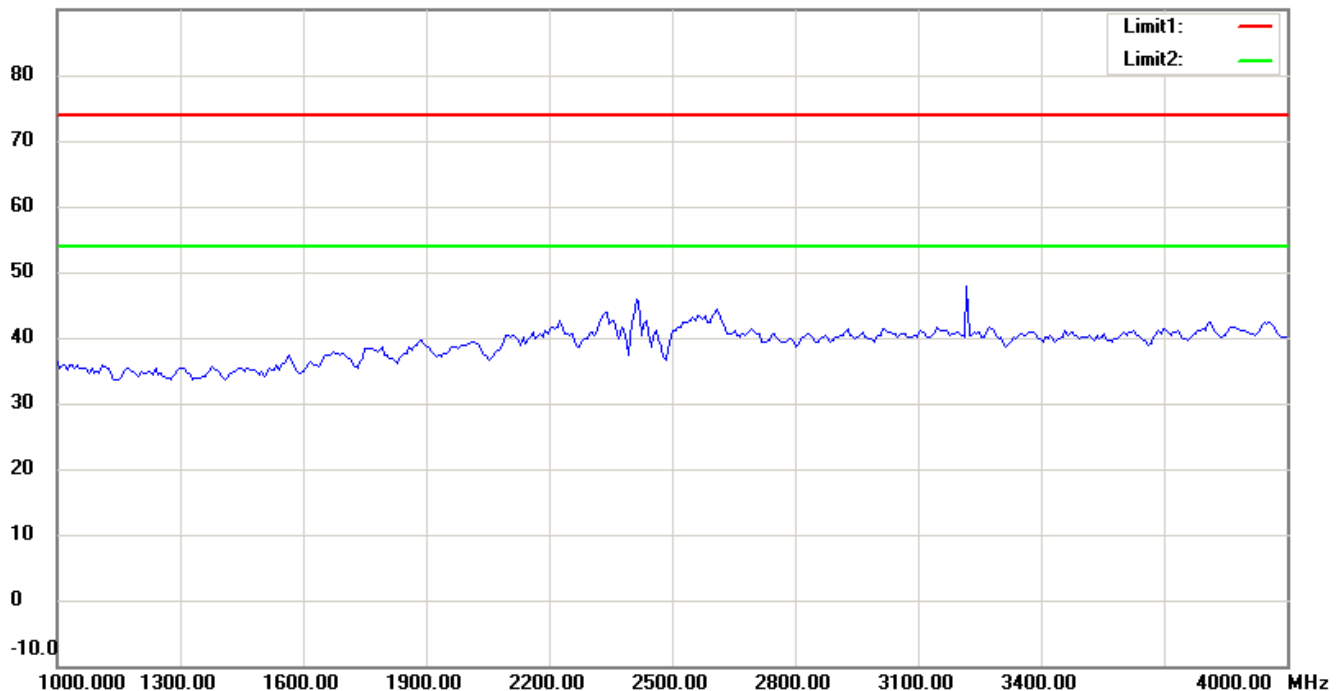
802.11n 20MHz_CH1

Antenna Polarization H

80.0 dBuV/m



90.0 dBuV/m



Up Line: Peak Limit Line Down Line: Ave Limit Line

Note:

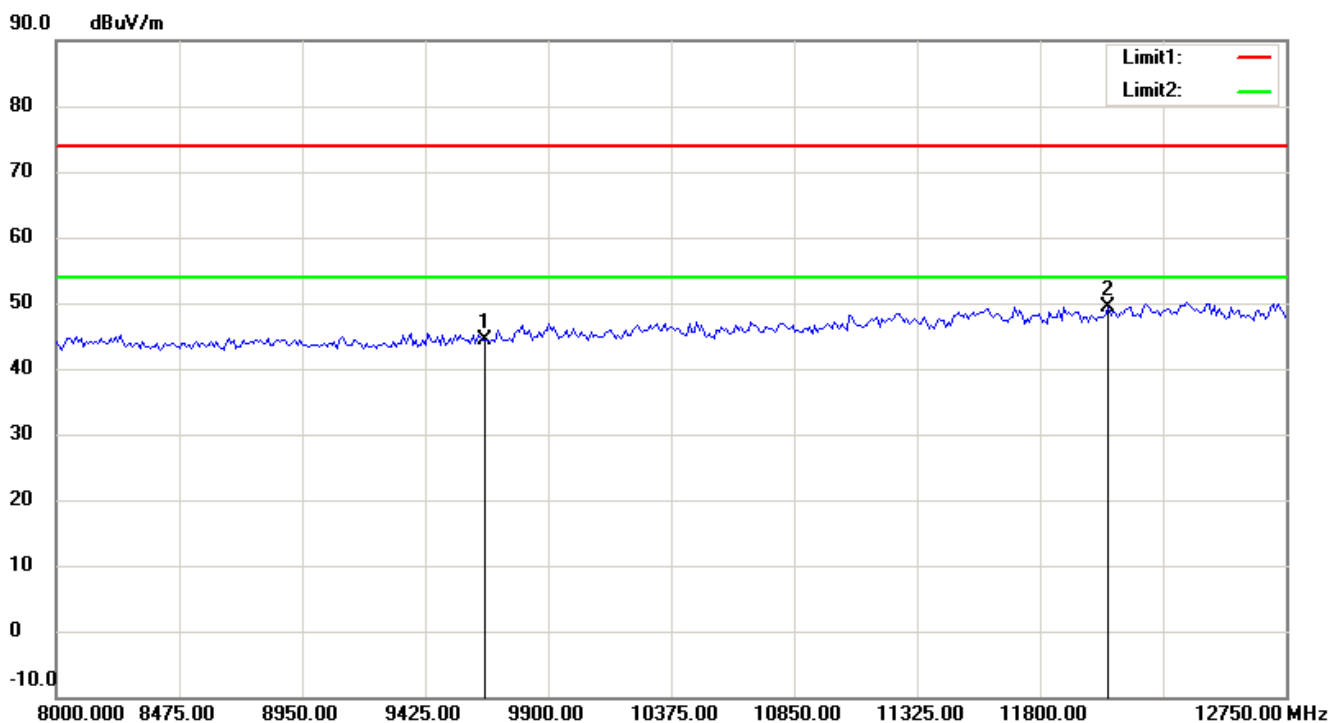
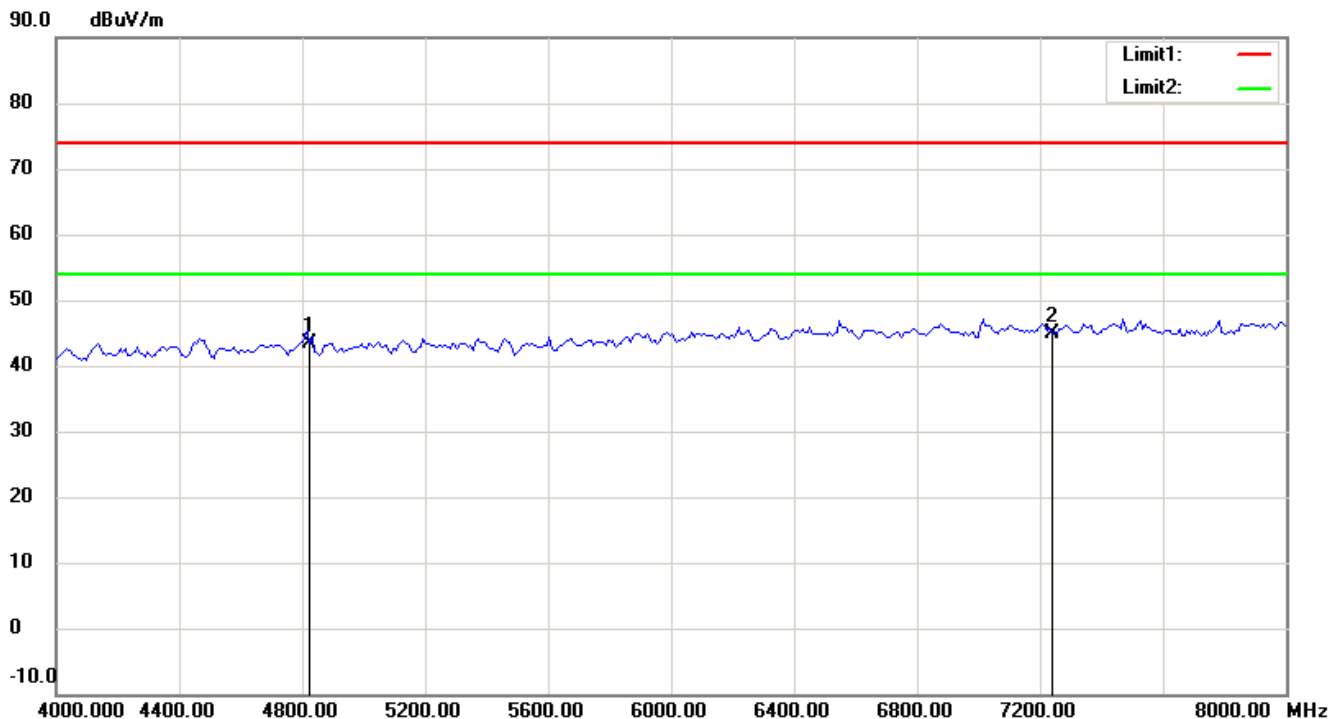
1. The attached measurement plots are preliminarily pre-scanned with peak detector for determining the final checking frequencies and are for reference only.
2. The some frequencies may exceed the limit line without the specified detectors, but that cannot present the results are failed to the specification of test standard.
3. For corrected test results are listed in the relevant table of radiated test data of this test report.



Worldwide Testing Services(Taiwan) Co., Ltd.

Registration number: W6M21311-13619-C-1

FCC ID: WKP-CDVW-011P



Up Line: Peak Limit Line Down Line: Ave Limit Line

Note:

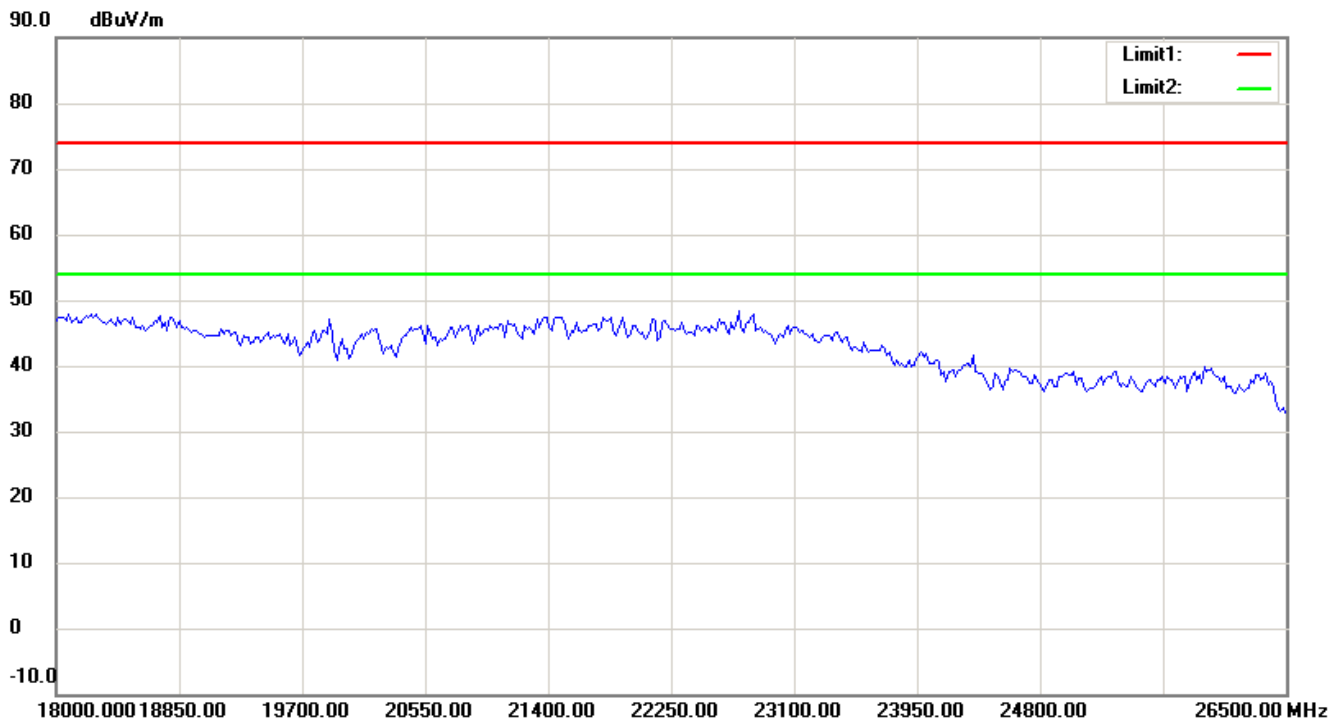
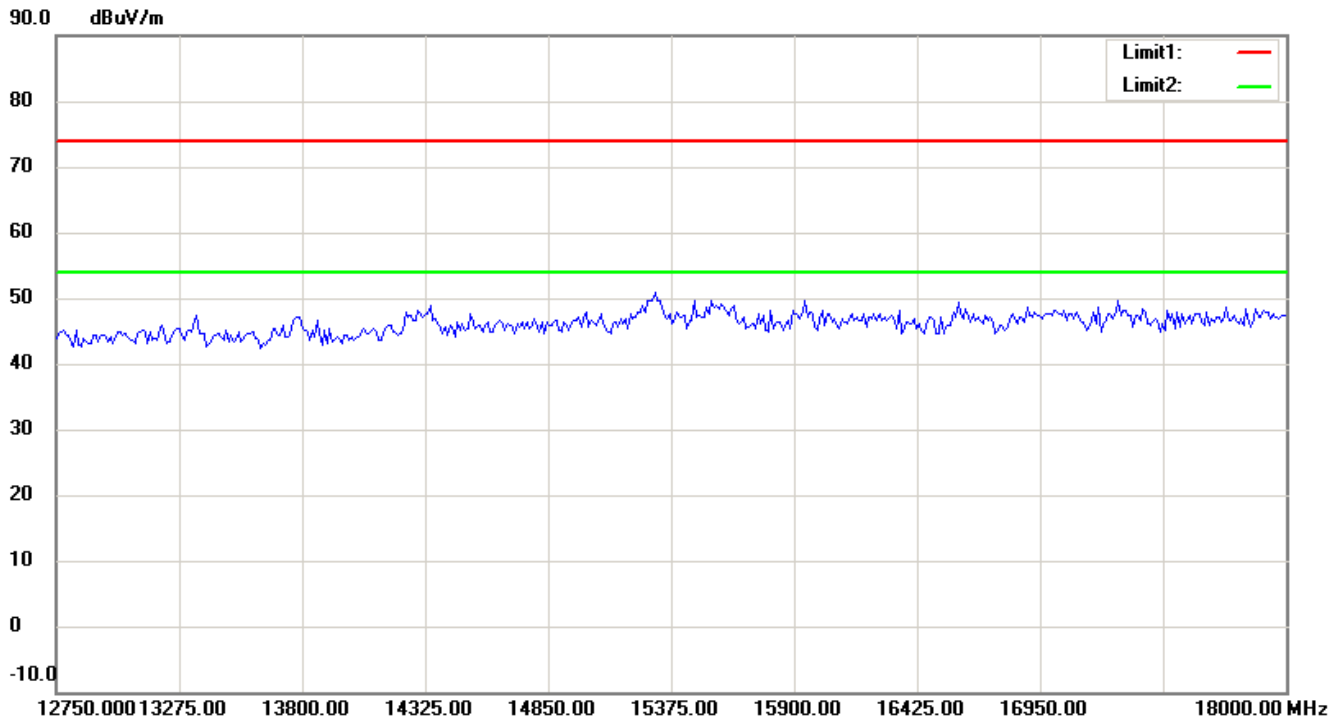
1. The attached measurement plots are preliminarily pre-scanned with peak detector for determining the final checking frequencies and are for reference only.
2. The some frequencies may exceed the limit line without the specified detectors, but that cannot present the results are failed to the specification of test standard.
3. For corrected test results are listed in the relevant table of radiated test data of this test report.



Worldwide Testing Services(Taiwan) Co., Ltd.

Registration number: W6M21311-13619-C-1


FCC ID: WKP-CDVW-011P



Up Line: Peak Limit Line Down Line: Ave Limit Line

Note:

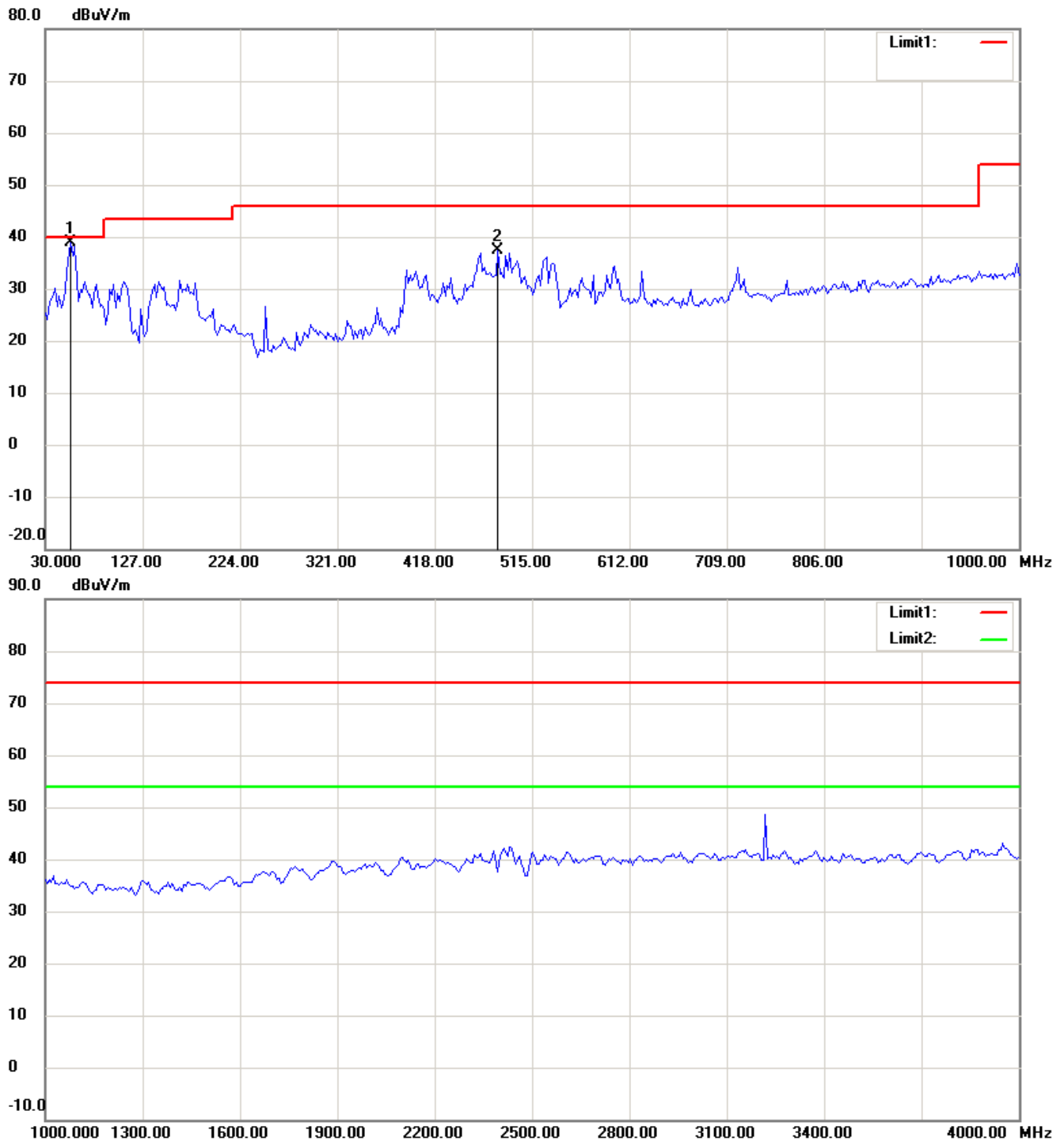
1. The attached measurement plots are preliminarily pre-scanned with peak detector for determining the final checking frequencies and are for reference only.
2. The some frequencies may exceed the limit line without the specified detectors, but that cannot present the results are failed to the specification of test standard.
3. For corrected test results are listed in the relevant table of radiated test data of this test report.



Registration number: W6M21311-13619-C-1

FCC ID: WKP-CDVW-01IP

Antenna Polarization V



Up Line: Peak Limit Line Down Line: Ave Limit Line

Note:

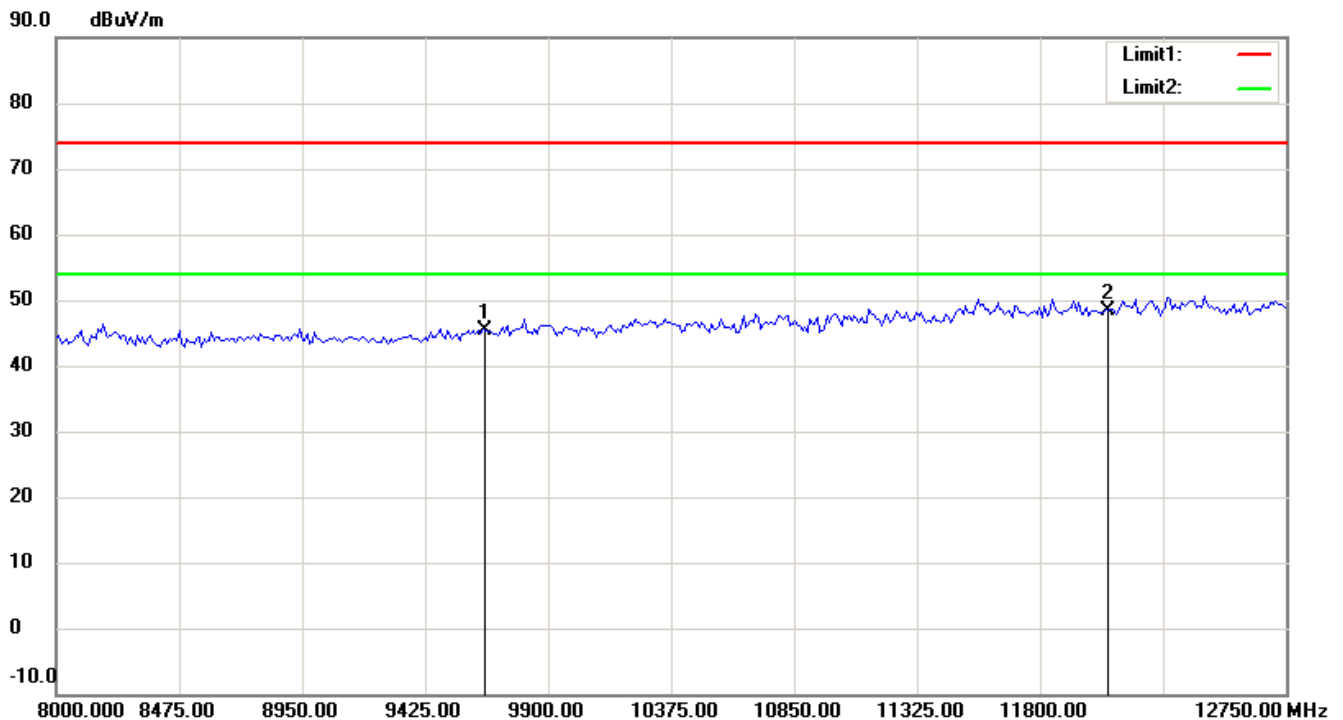
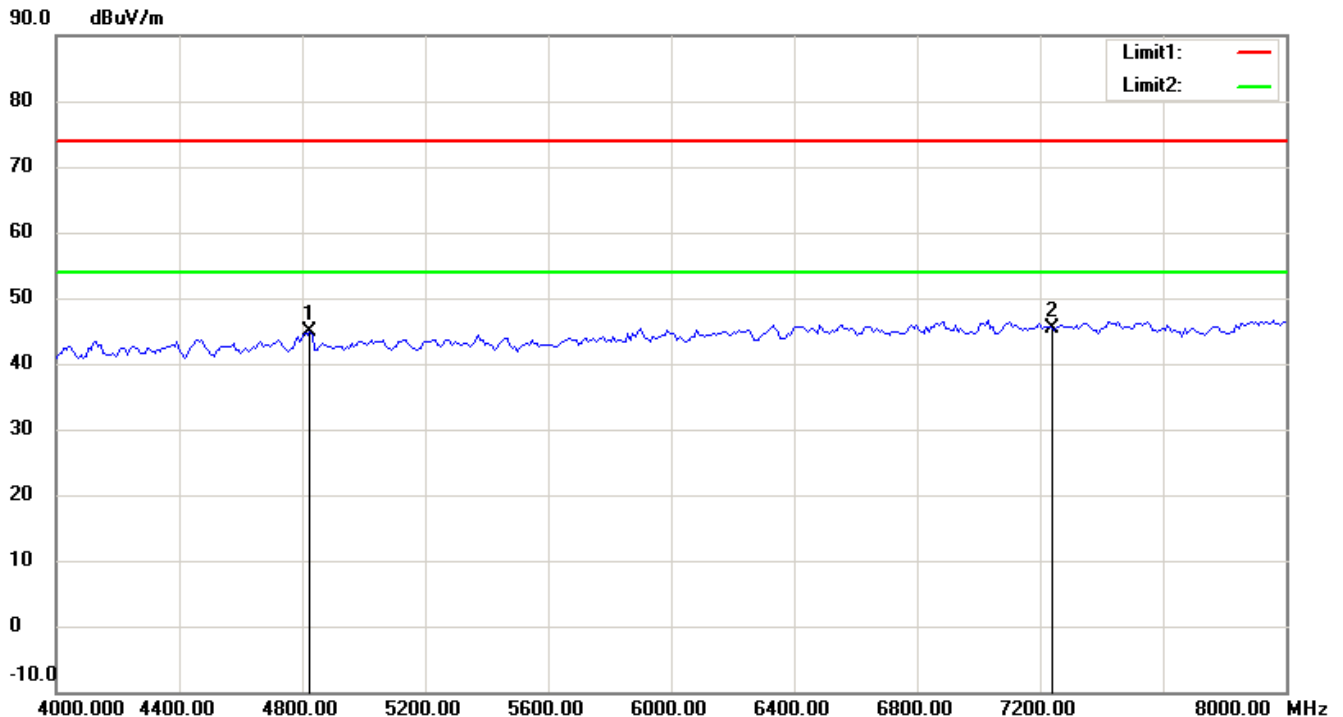
1. The attached measurement plots are preliminarily pre-scanned with peak detector for determining the final checking frequencies and are for reference only.
2. The some frequencies may exceed the limit line without the specified detectors, but that cannot present the results are failed to the specification of test standard.
3. For corrected test results are listed in the relevant table of radiated test data of this test report.



Worldwide Testing Services(Taiwan) Co., Ltd.

Registration number: W6M21311-13619-C-1

FCC ID: WKP-CDVW-011P



Up Line: Peak Limit Line Down Line: Ave Limit Line

Note:

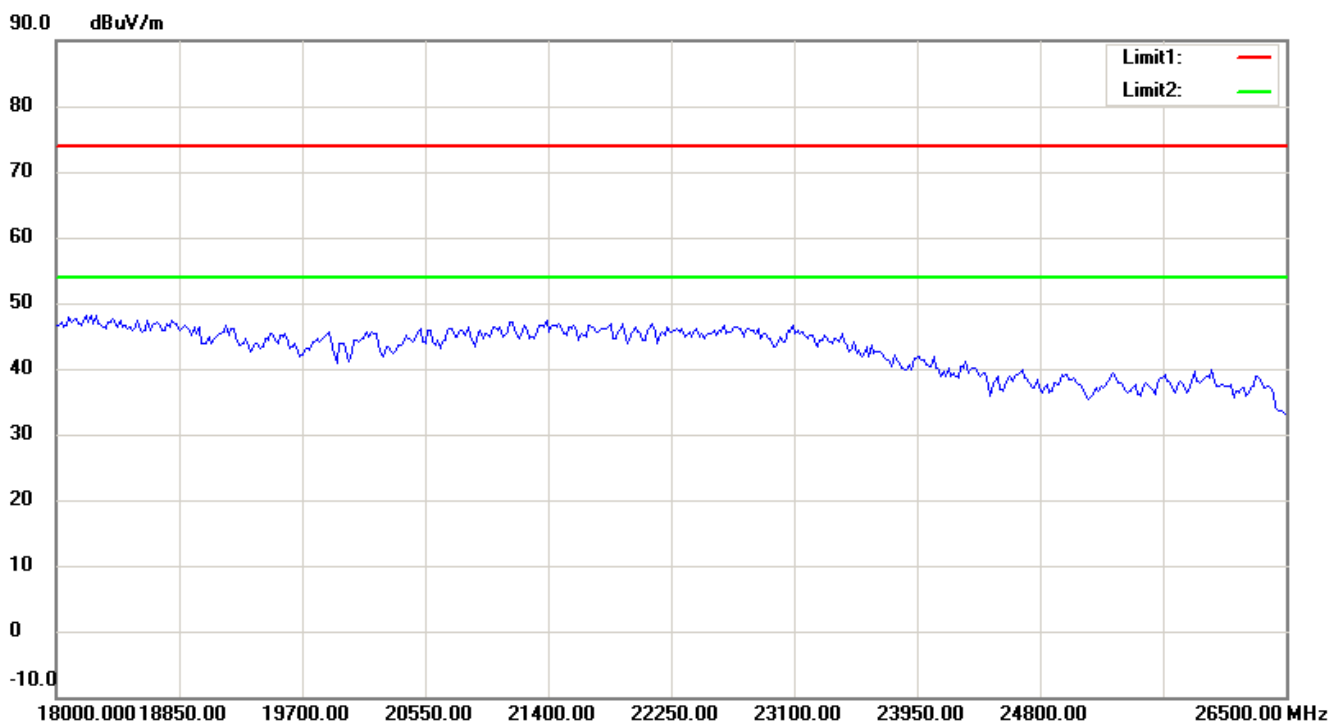
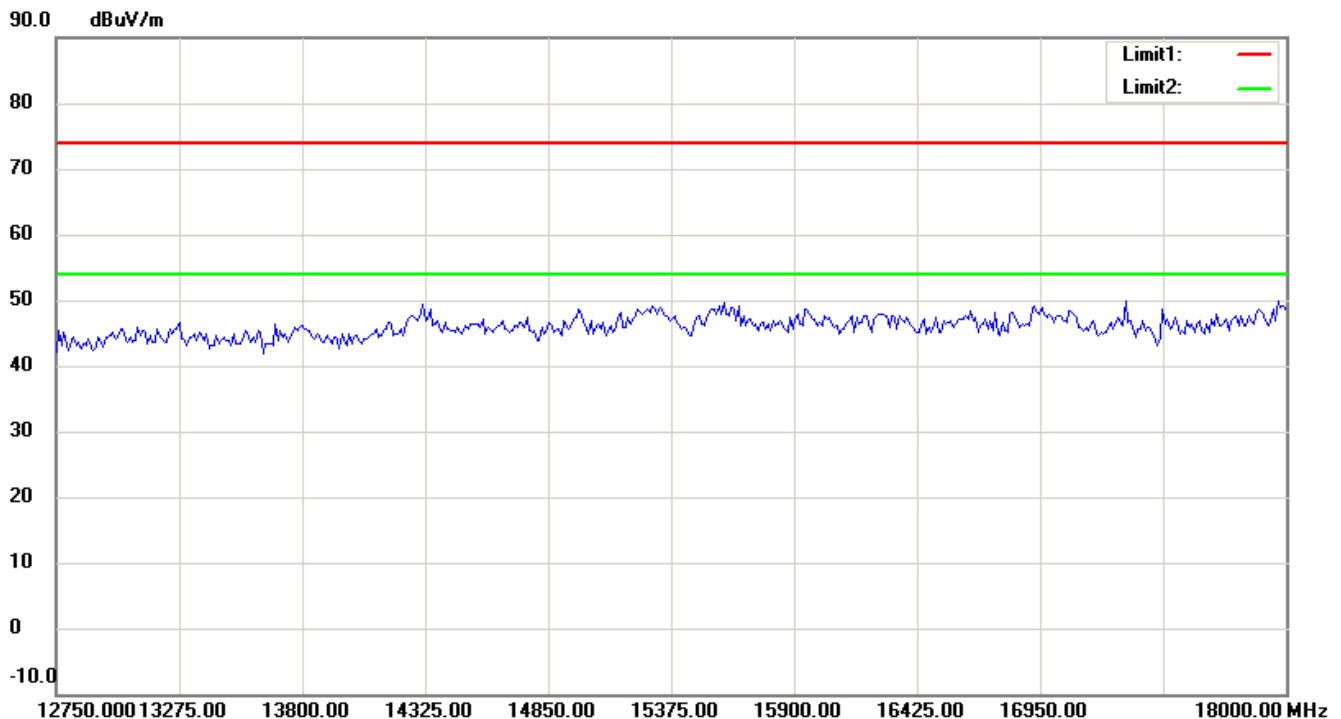
1. The attached measurement plots are preliminarily pre-scanned with peak detector for determining the final checking frequencies and are for reference only.
2. The some frequencies may exceed the limit line without the specified detectors, but that cannot present the results are failed to the specification of test standard.
3. For corrected test results are listed in the relevant table of radiated test data of this test report.



Worldwide Testing Services(Taiwan) Co., Ltd.

Registration number: W6M21311-13619-C-1


FCC ID: WKP-CDVW-011P



Up Line: Peak Limit Line Down Line: Ave Limit Line

Note:

1. The attached measurement plots are preliminarily pre-scanned with peak detector for determining the final checking frequencies and are for reference only.
2. The some frequencies may exceed the limit line without the specified detectors, but that cannot present the results are failed to the specification of test standard.
3. For corrected test results are listed in the relevant table of radiated test data of this test report.



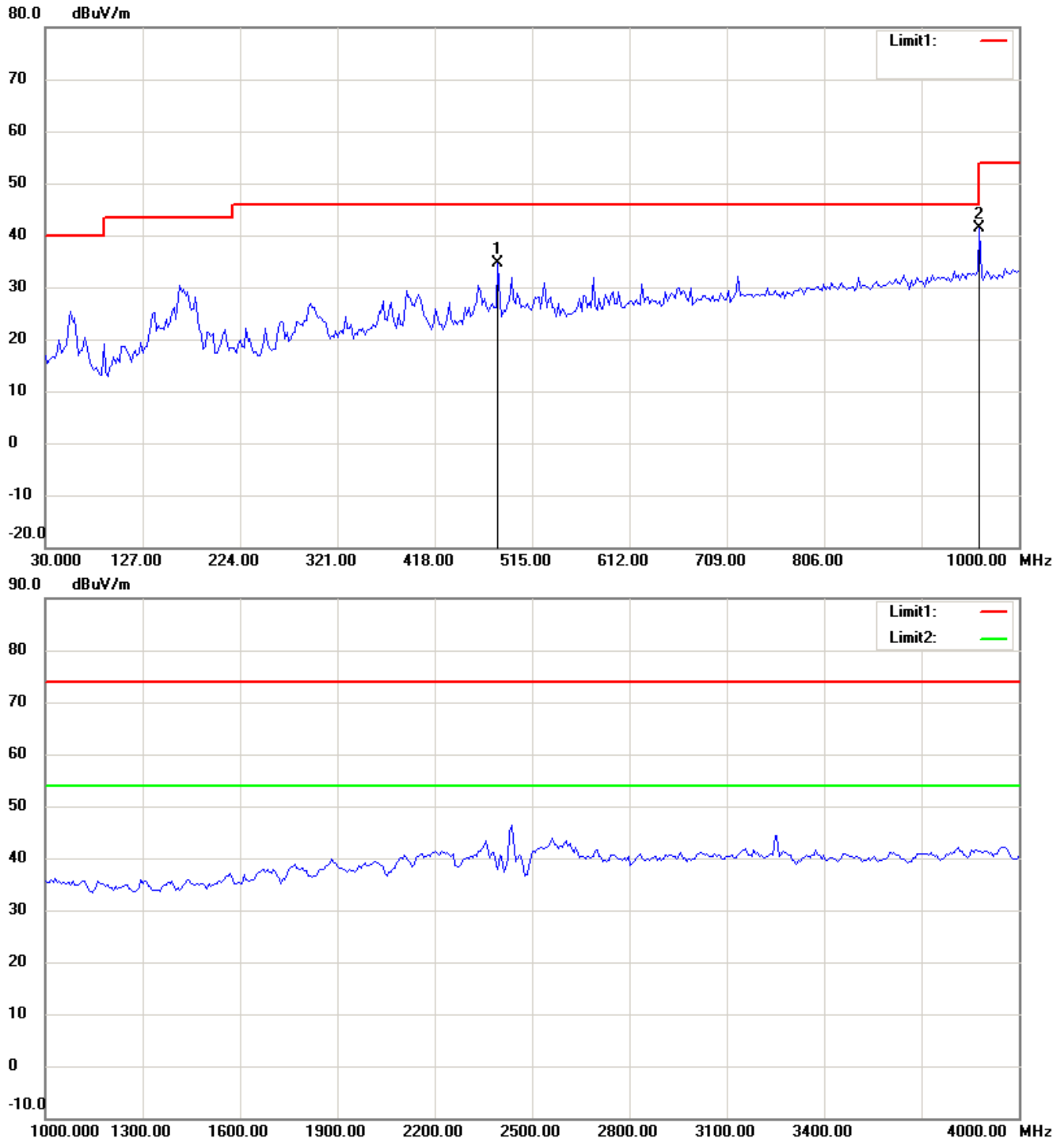
Worldwide Testing Services(Taiwan) Co., Ltd.

Registration number: W6M21311-13619-C-1

FCC ID: WKP-CDVW-011P

CH6

Antenna Polarization H



Up Line: Peak Limit Line Down Line: Ave Limit Line

Note:

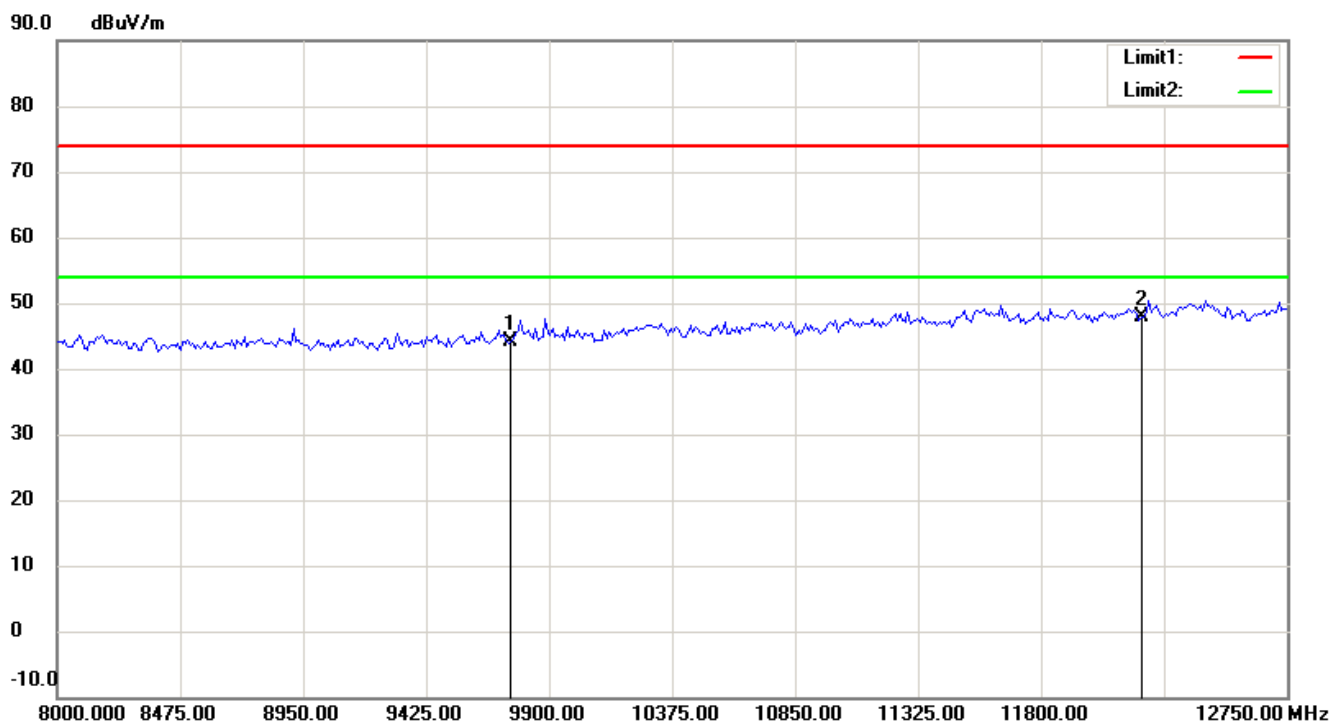
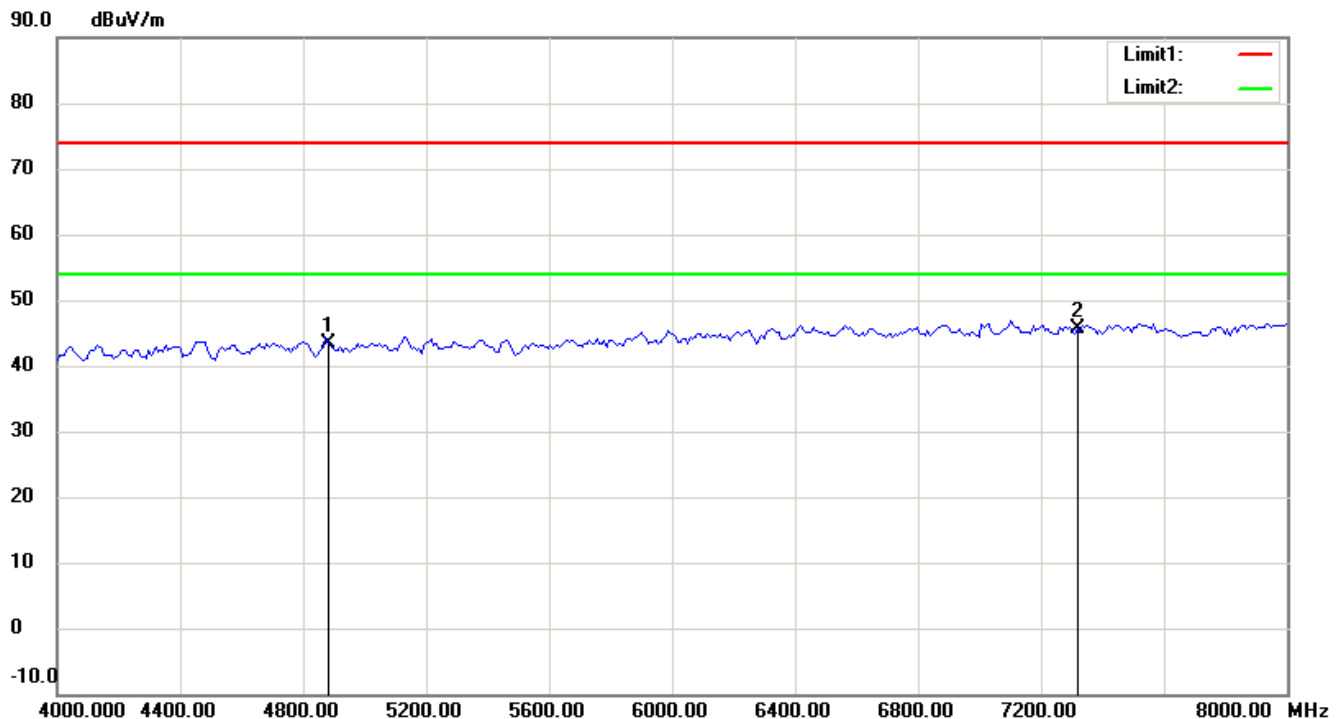
1. The attached measurement plots are preliminarily pre-scanned with peak detector for determining the final checking frequencies and are for reference only.
2. The some frequencies may exceed the limit line without the specified detectors, but that cannot present the results are failed to the specification of test standard.
3. For corrected test results are listed in the relevant table of radiated test data of this test report.



Worldwide Testing Services(Taiwan) Co., Ltd.

Registration number: W6M21311-13619-C-1

FCC ID: WKP-CDVW-011P



Up Line: Peak Limit Line Down Line: Ave Limit Line

Note:

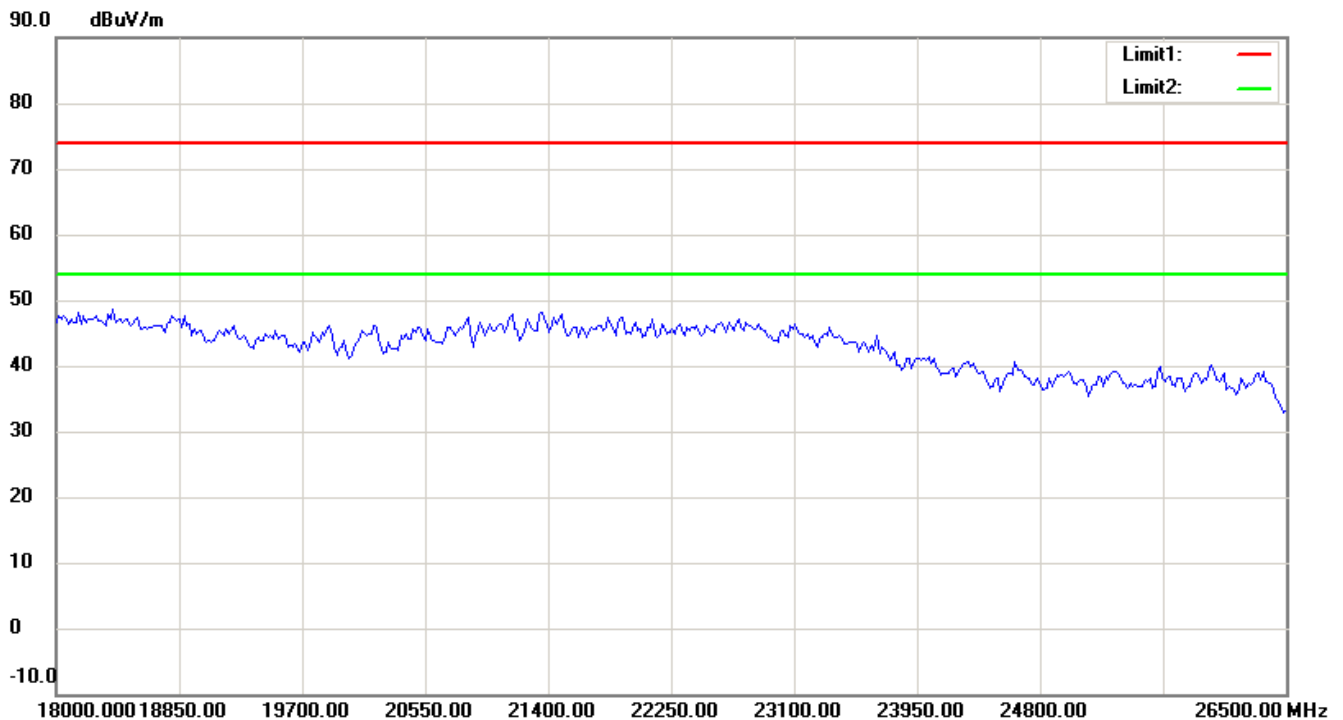
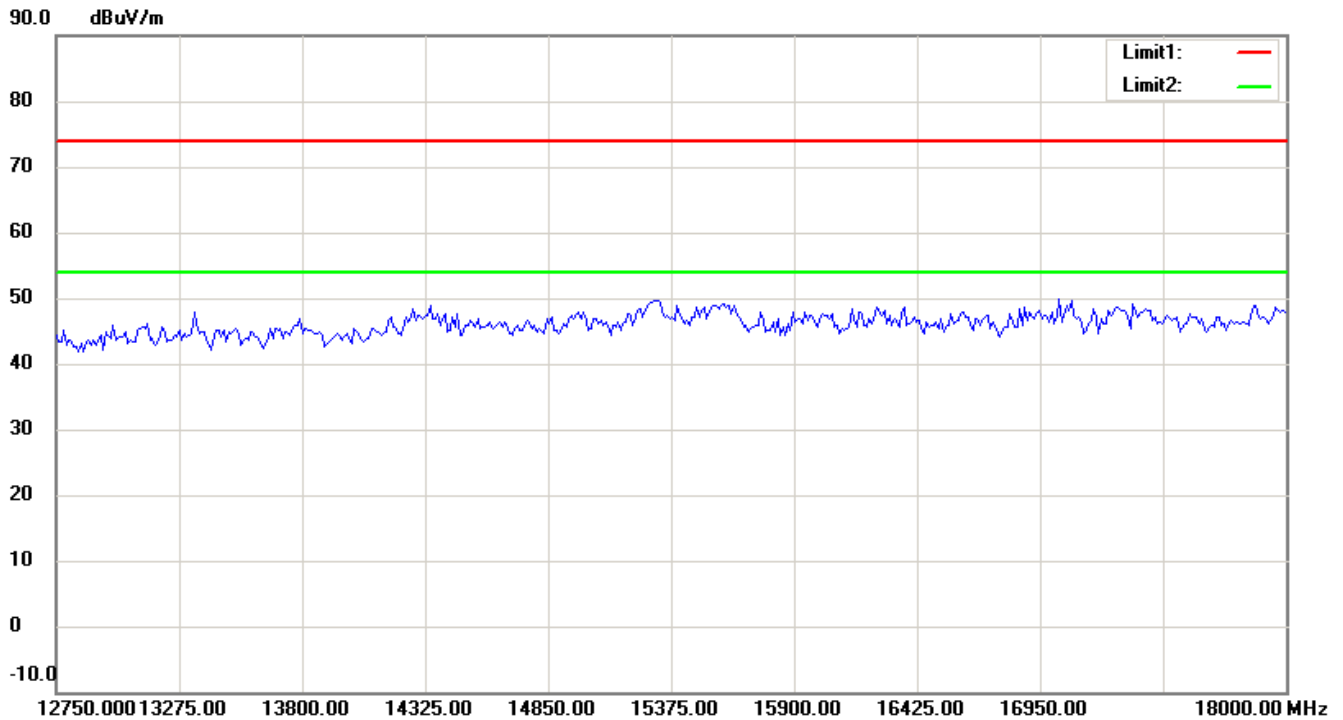
1. The attached measurement plots are preliminarily pre-scanned with peak detector for determining the final checking frequencies and are for reference only.
2. The some frequencies may exceed the limit line without the specified detectors, but that cannot present the results are failed to the specification of test standard.
3. For corrected test results are listed in the relevant table of radiated test data of this test report.



Worldwide Testing Services(Taiwan) Co., Ltd.

Registration number: W6M21311-13619-C-1

FCC ID: WKP-CDVW-011P



Up Line: Peak Limit Line Down Line: Ave Limit Line

Note:

1. The attached measurement plots are preliminarily pre-scanned with peak detector for determining the final checking frequencies and are for reference only.
2. The some frequencies may exceed the limit line without the specified detectors, but that cannot present the results are failed to the specification of test standard.
3. For corrected test results are listed in the relevant table of radiated test data of this test report.

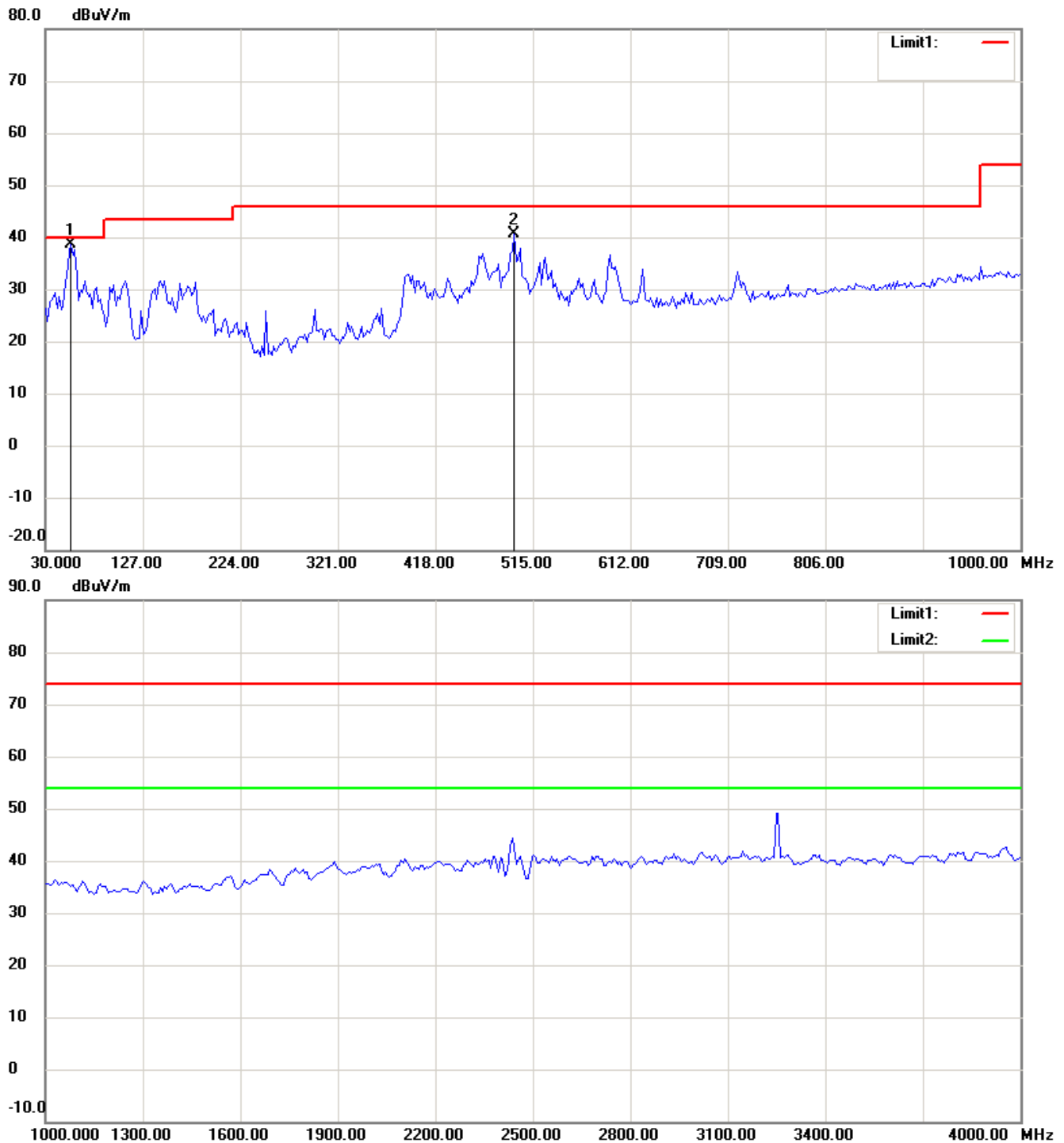


Worldwide Testing Services(Taiwan) Co., Ltd.

Registration number: W6M21311-13619-C-1

FCC ID: WKP-CDVW-01IP

Antenna Polarization V



Up Line: Peak Limit Line Down Line: Ave Limit Line

Note:

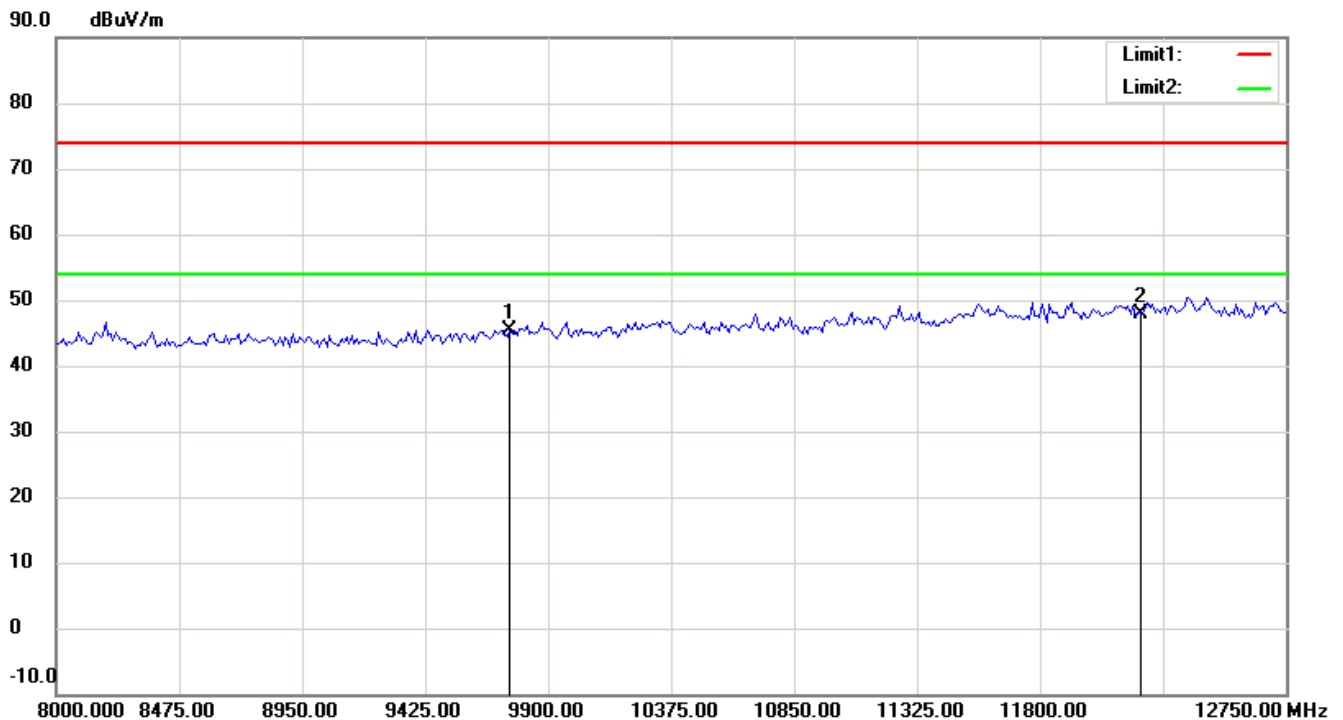
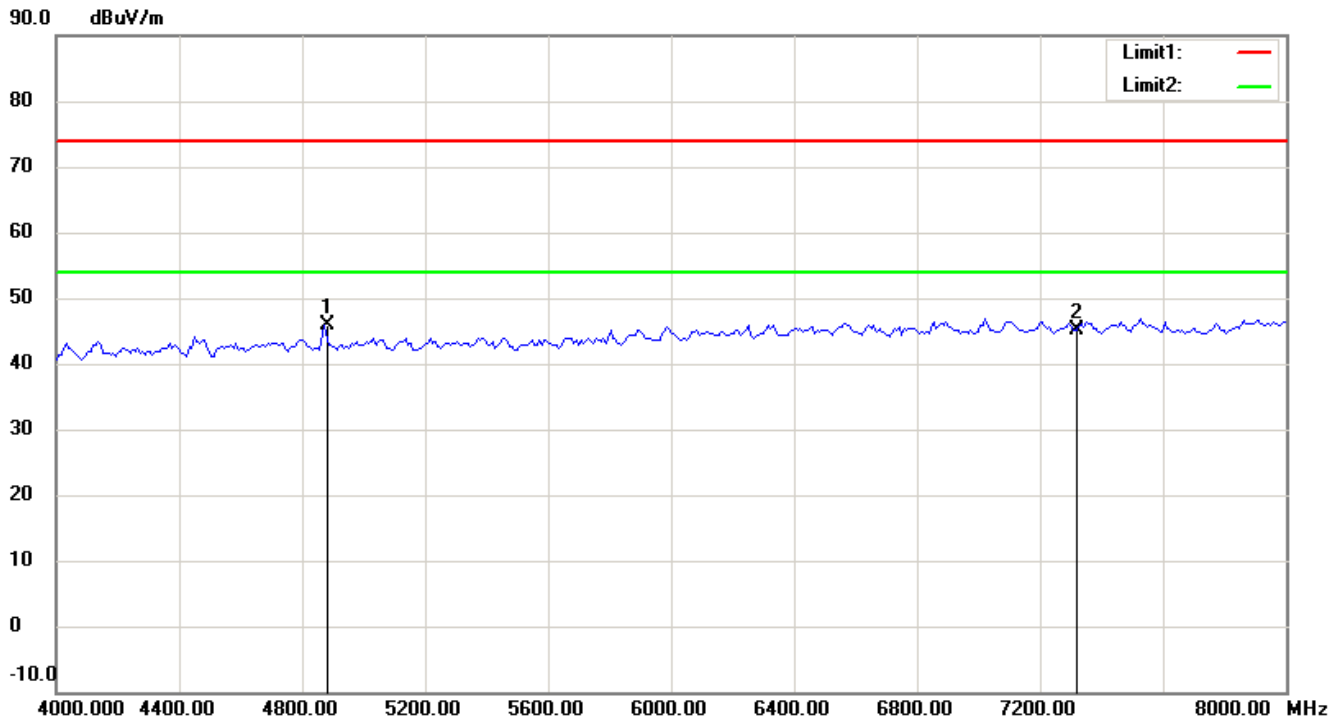
1. The attached measurement plots are preliminarily pre-scanned with peak detector for determining the final checking frequencies and are for reference only.
2. The some frequencies may exceed the limit line without the specified detectors, but that cannot present the results are failed to the specification of test standard.
3. For corrected test results are listed in the relevant table of radiated test data of this test report.



Worldwide Testing Services(Taiwan) Co., Ltd.

Registration number: W6M21311-13619-C-1

FCC ID: WKP-CDVW-011P



Up Line: Peak Limit Line Down Line: Ave Limit Line

Note:

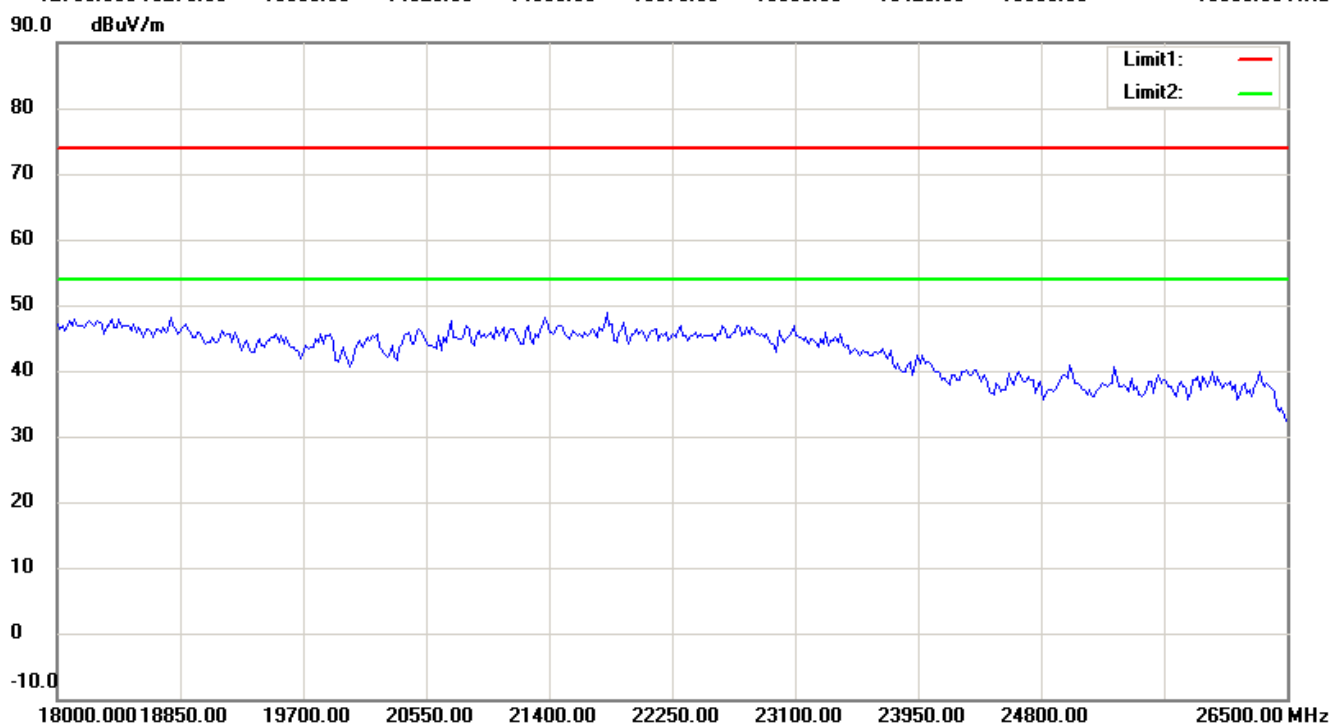
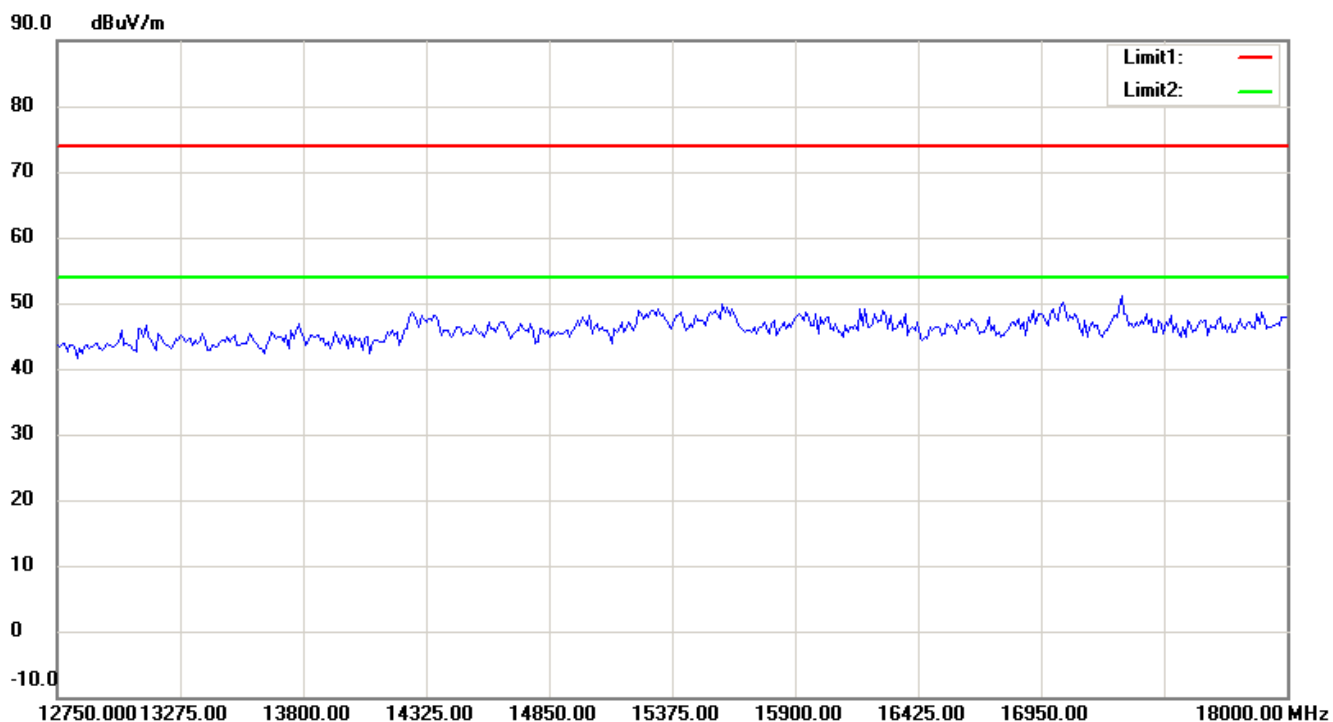
1. The attached measurement plots are preliminarily pre-scanned with peak detector for determining the final checking frequencies and are for reference only.
2. The some frequencies may exceed the limit line without the specified detectors, but that cannot present the results are failed to the specification of test standard.
3. For corrected test results are listed in the relevant table of radiated test data of this test report.



Worldwide Testing Services(Taiwan) Co., Ltd.

Registration number: W6M21311-13619-C-1

FCC ID: WKP-CDVW-011P



Up Line: Peak Limit Line Down Line: Ave Limit Line

Note:

1. The attached measurement plots are preliminarily pre-scanned with peak detector for determining the final checking frequencies and are for reference only.
2. The some frequencies may exceed the limit line without the specified detectors, but that cannot present the results are failed to the specification of test standard.
3. For corrected test results are listed in the relevant table of radiated test data of this test report.

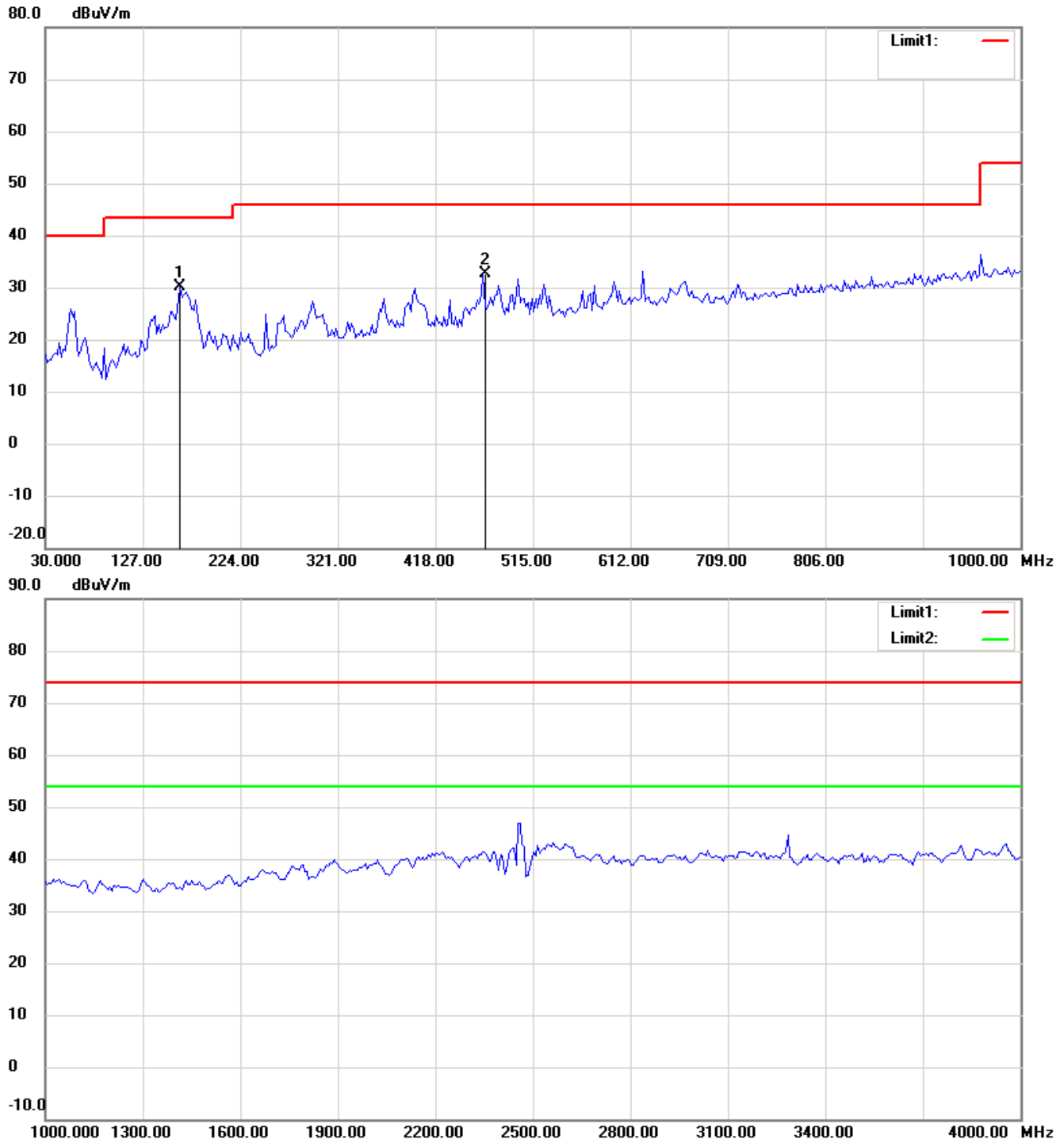


Registration number: W6M21311-13619-C-1

FCC ID: WKP-CDVW-011P

CH11

Antenna Polarization H



Up Line: Peak Limit Line Down Line: Ave Limit Line

Note:

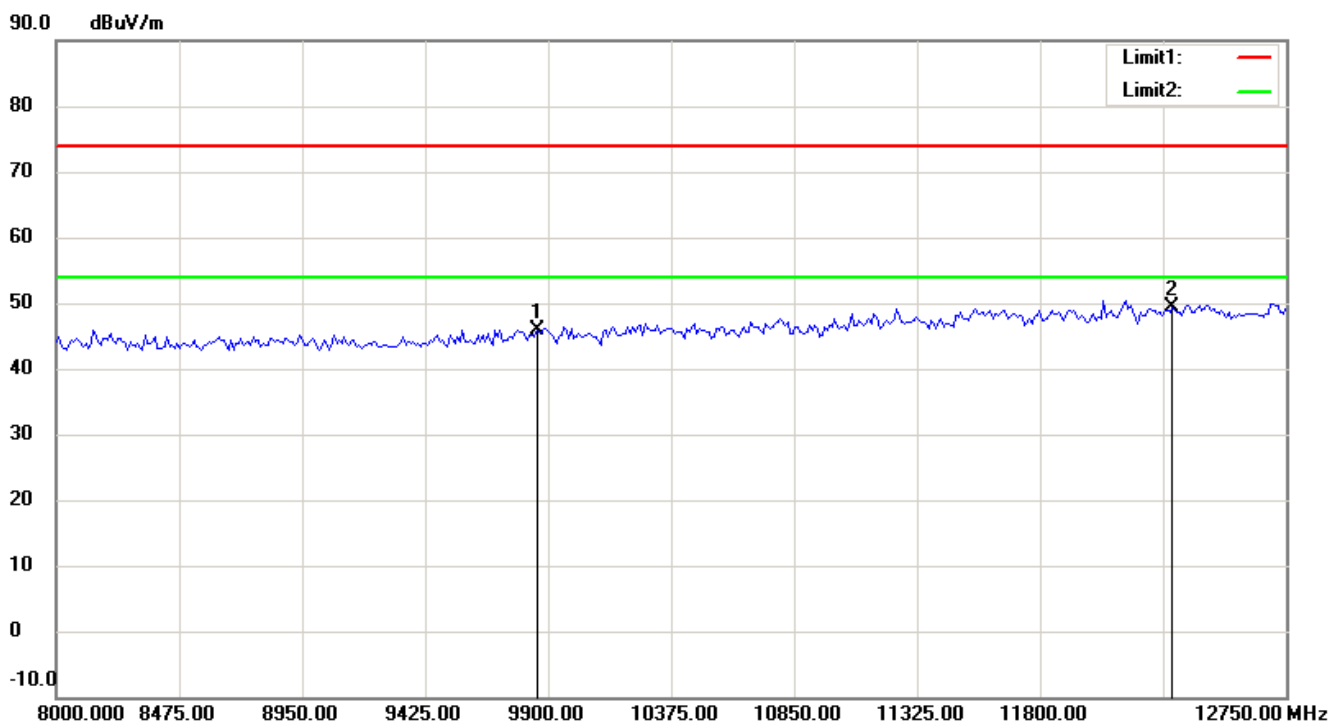
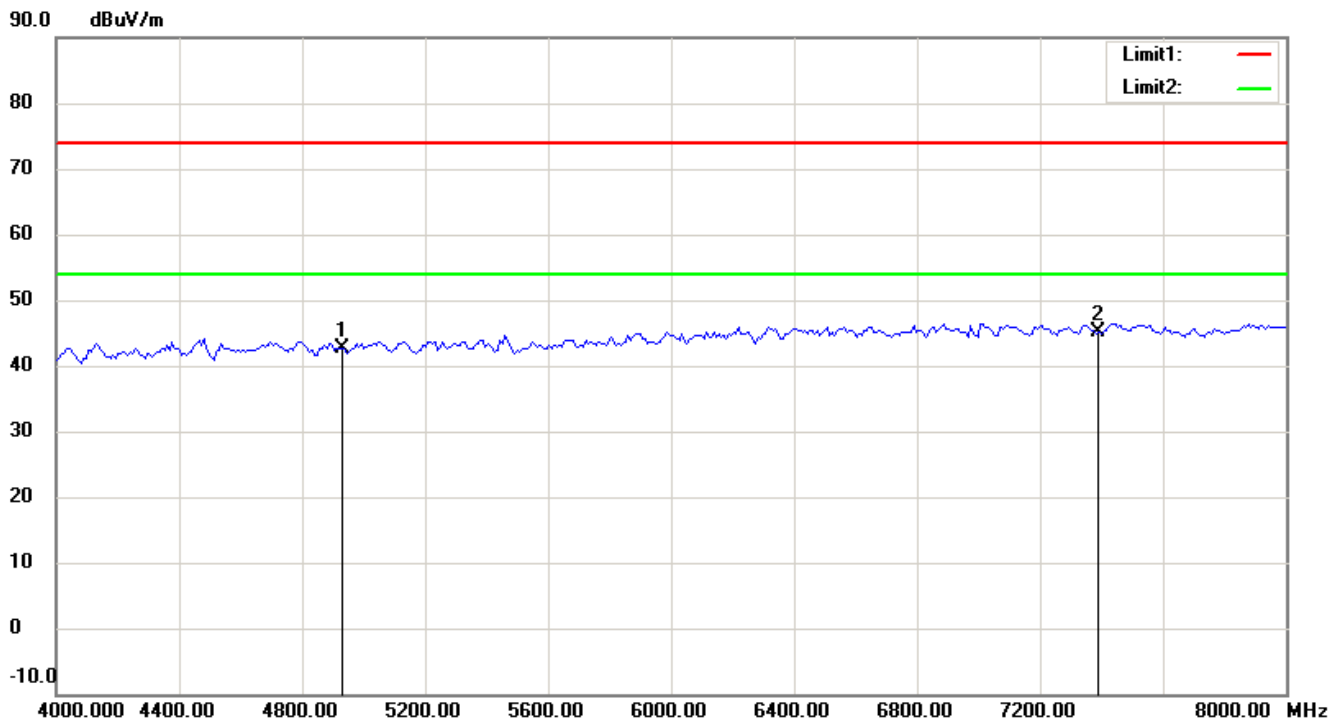
1. The attached measurement plots are preliminarily pre-scanned with peak detector for determining the final checking frequencies and are for reference only.
2. The some frequencies may exceed the limit line without the specified detectors, but that cannot present the results are failed to the specification of test standard.
3. For corrected test results are listed in the relevant table of radiated test data of this test report.



Worldwide Testing Services(Taiwan) Co., Ltd.

Registration number: W6M21311-13619-C-1

FCC ID: WKP-CDVW-011P



Up Line: Peak Limit Line Down Line: Ave Limit Line

Note:

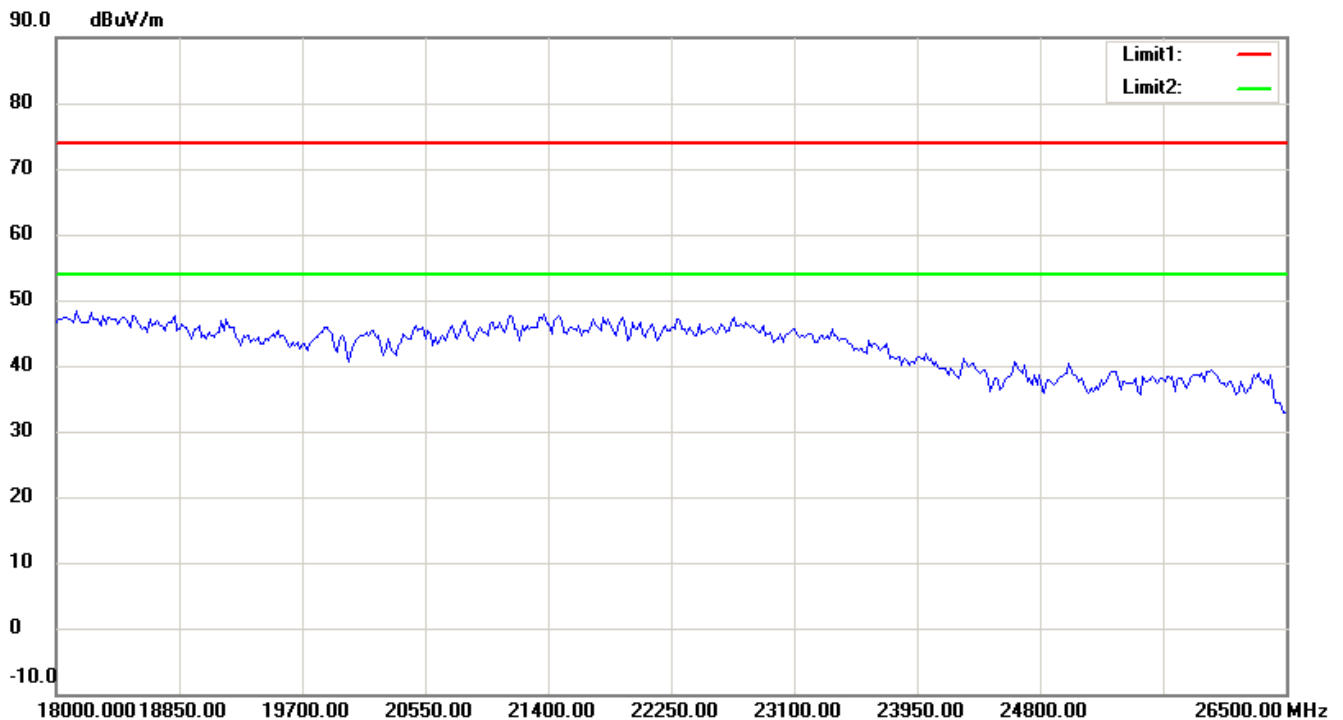
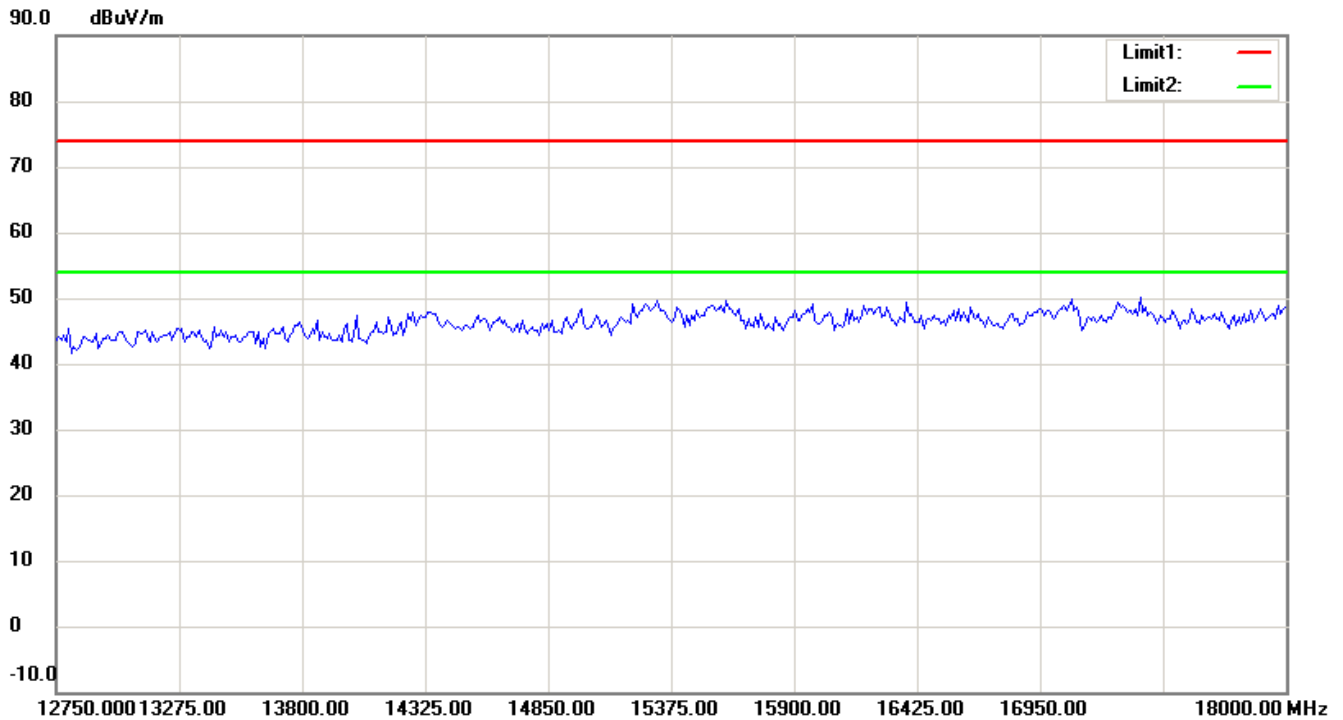
1. The attached measurement plots are preliminarily pre-scanned with peak detector for determining the final checking frequencies and are for reference only.
2. The some frequencies may exceed the limit line without the specified detectors, but that cannot present the results are failed to the specification of test standard.
3. For corrected test results are listed in the relevant table of radiated test data of this test report.



Worldwide Testing Services(Taiwan) Co., Ltd.

Registration number: W6M21311-13619-C-1


FCC ID: WKP-CDVW-011P



Up Line: Peak Limit Line Down Line: Ave Limit Line

Note:

1. The attached measurement plots are preliminarily pre-scanned with peak detector for determining the final checking frequencies and are for reference only.
2. The some frequencies may exceed the limit line without the specified detectors, but that cannot present the results are failed to the specification of test standard.
3. For corrected test results are listed in the relevant table of radiated test data of this test report.

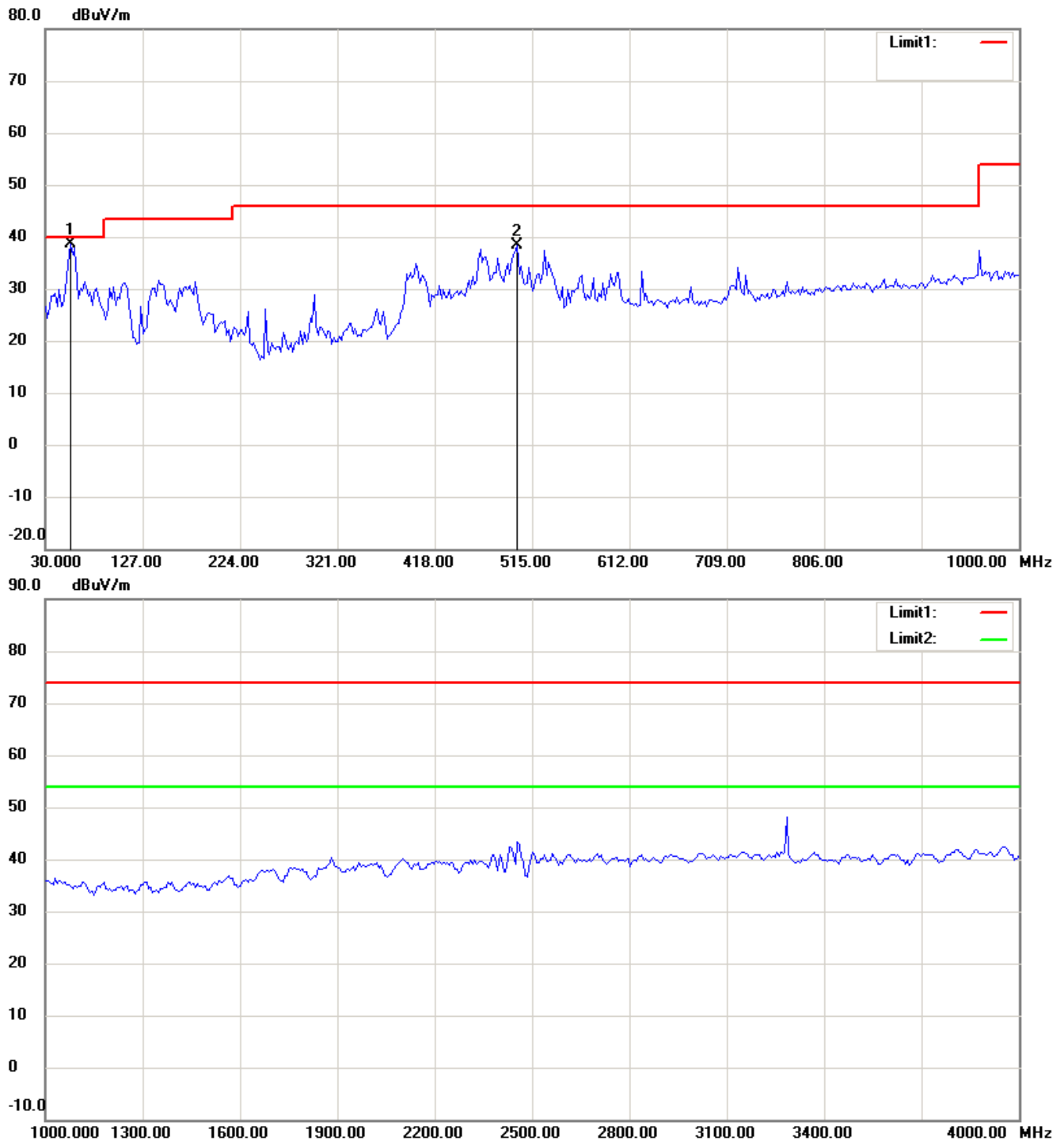


Worldwide Testing Services(Taiwan) Co., Ltd.

Registration number: W6M21311-13619-C-1

FCC ID: WKP-CDVW-011P

Antenna Polarization V



Up Line: Peak Limit Line Down Line: Ave Limit Line

Note:

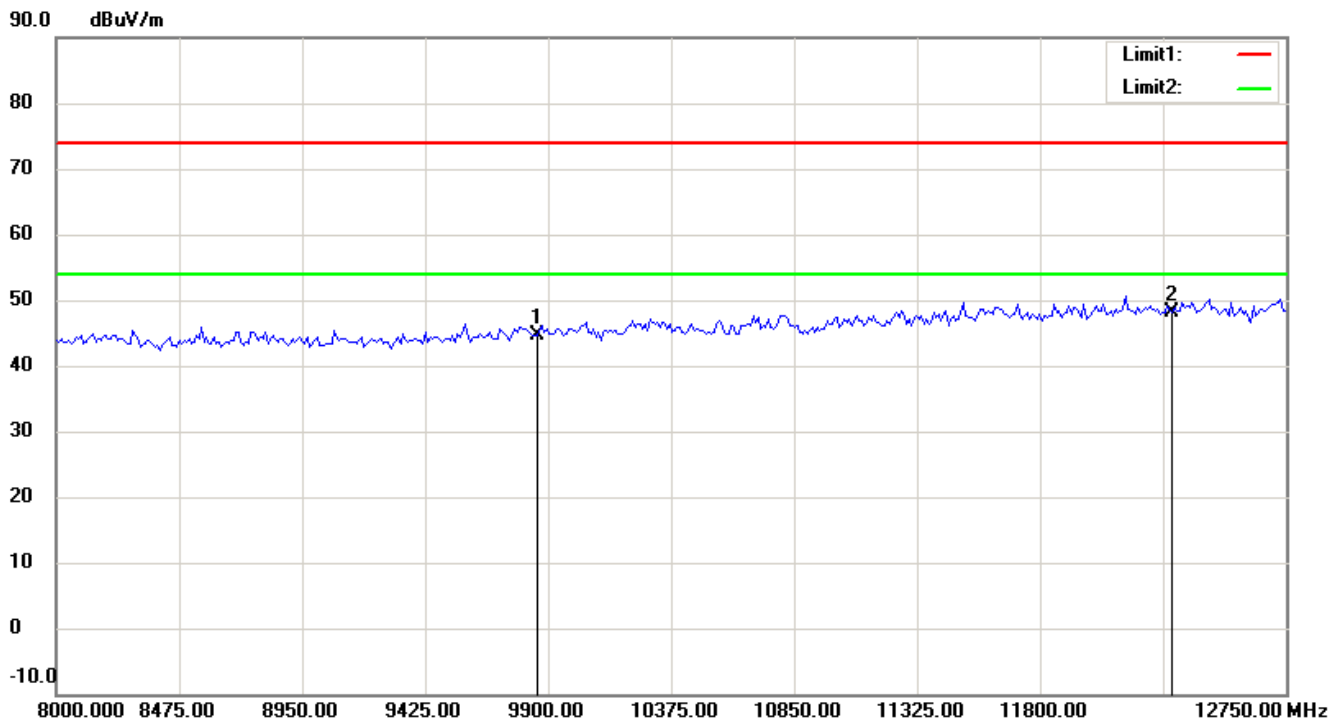
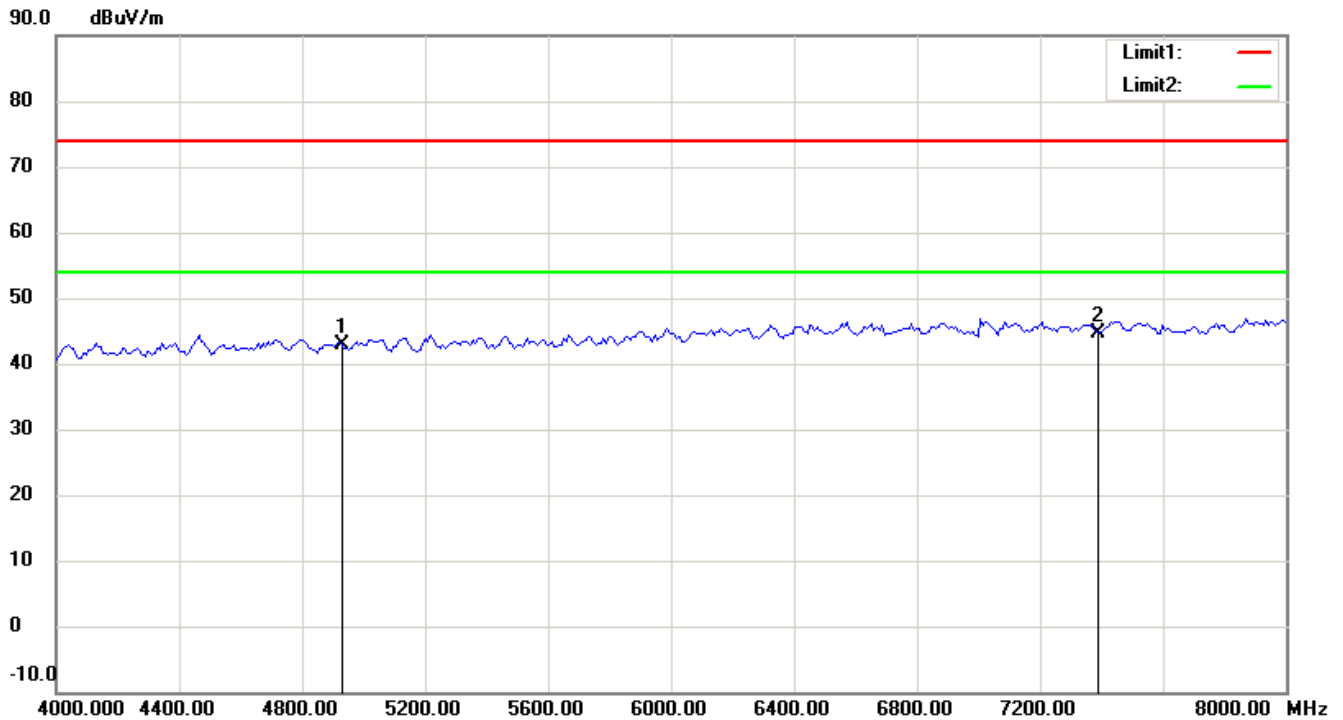
1. The attached measurement plots are preliminarily pre-scanned with peak detector for determining the final checking frequencies and are for reference only.
2. The some frequencies may exceed the limit line without the specified detectors, but that cannot present the results are failed to the specification of test standard.
3. For corrected test results are listed in the relevant table of radiated test data of this test report.



Worldwide Testing Services(Taiwan) Co., Ltd.

Registration number: W6M21311-13619-C-1

FCC ID: WKP-CDVW-011P



Up Line: Peak Limit Line Down Line: Ave Limit Line

Note:

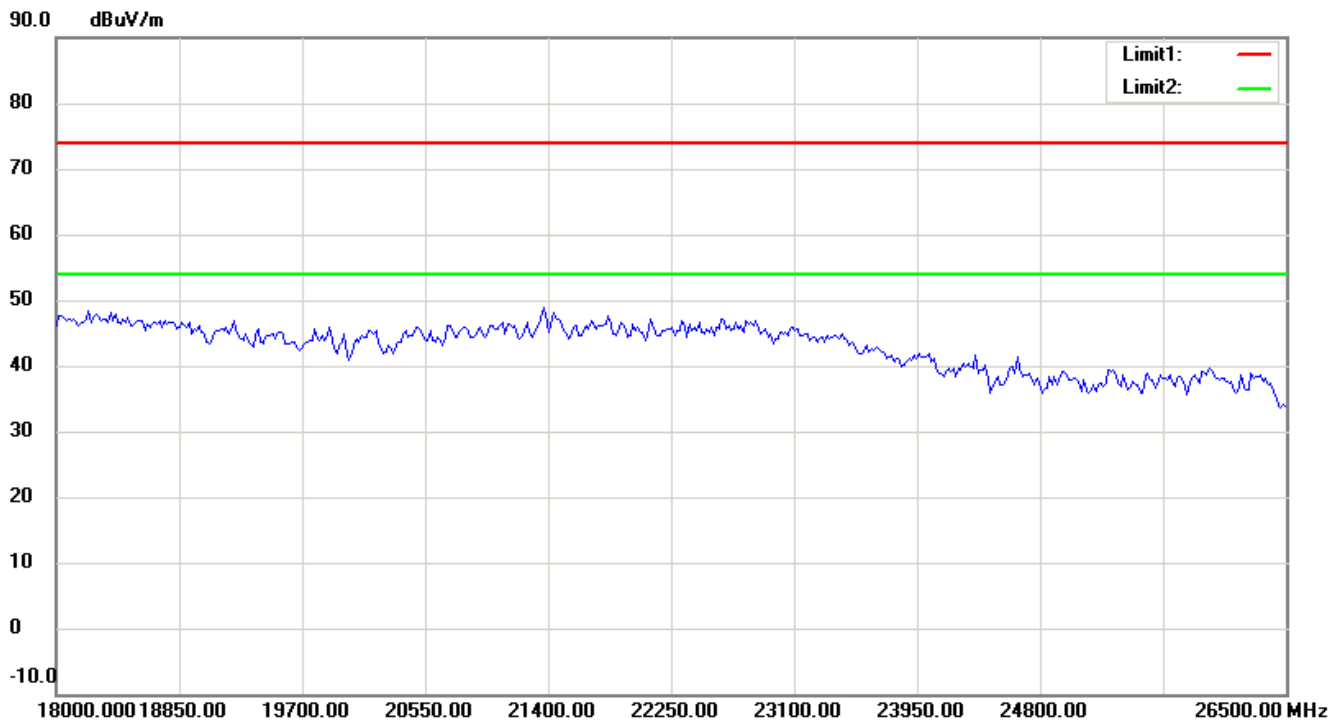
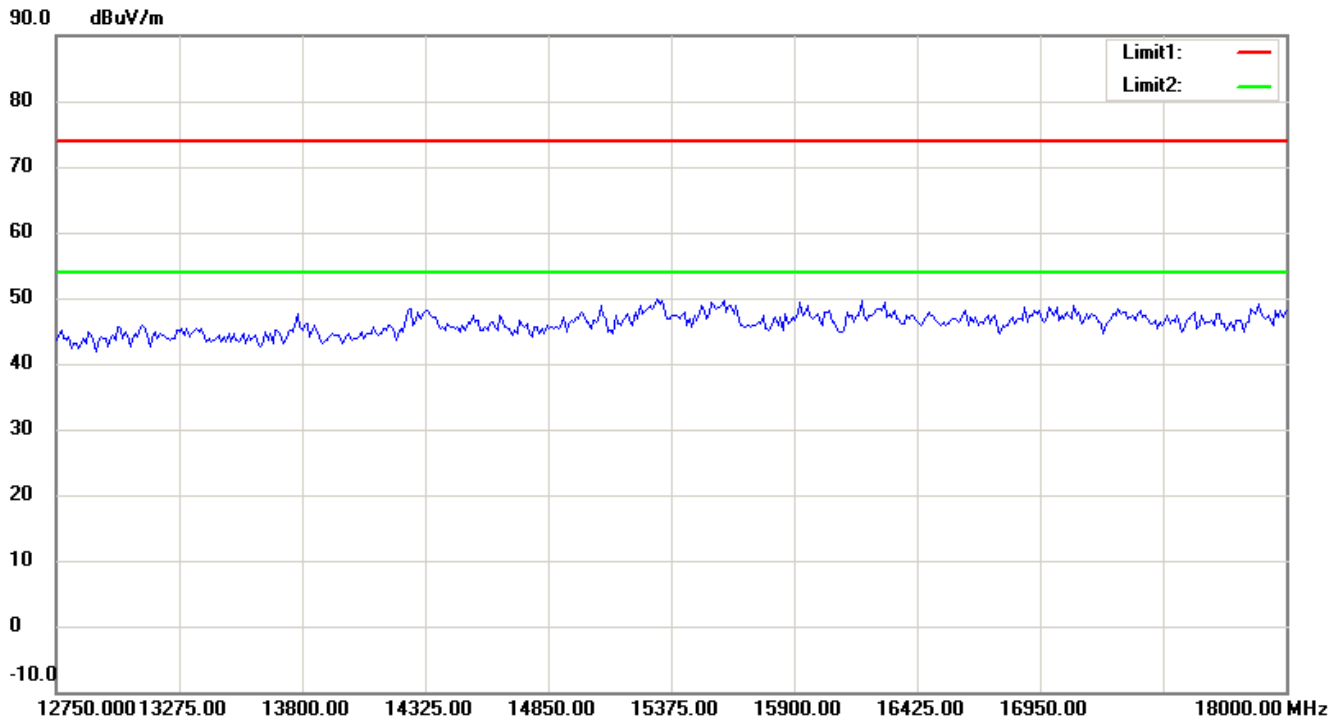
1. The attached measurement plots are preliminarily pre-scanned with peak detector for determining the final checking frequencies and are for reference only.
2. The some frequencies may exceed the limit line without the specified detectors, but that cannot present the results are failed to the specification of test standard.
3. For corrected test results are listed in the relevant table of radiated test data of this test report.



Worldwide Testing Services(Taiwan) Co., Ltd.

Registration number: W6M21311-13619-C-1

FCC ID: WKP-CDVW-011P



Up Line: Peak Limit Line Down Line: Ave Limit Line

Note:

1. The attached measurement plots are preliminarily pre-scanned with peak detector for determining the final checking frequencies and are for reference only.
2. The some frequencies may exceed the limit line without the specified detectors, but that cannot present the results are failed to the specification of test standard.
3. For corrected test results are listed in the relevant table of radiated test data of this test report.



Worldwide Testing Services(Taiwan) Co., Ltd.

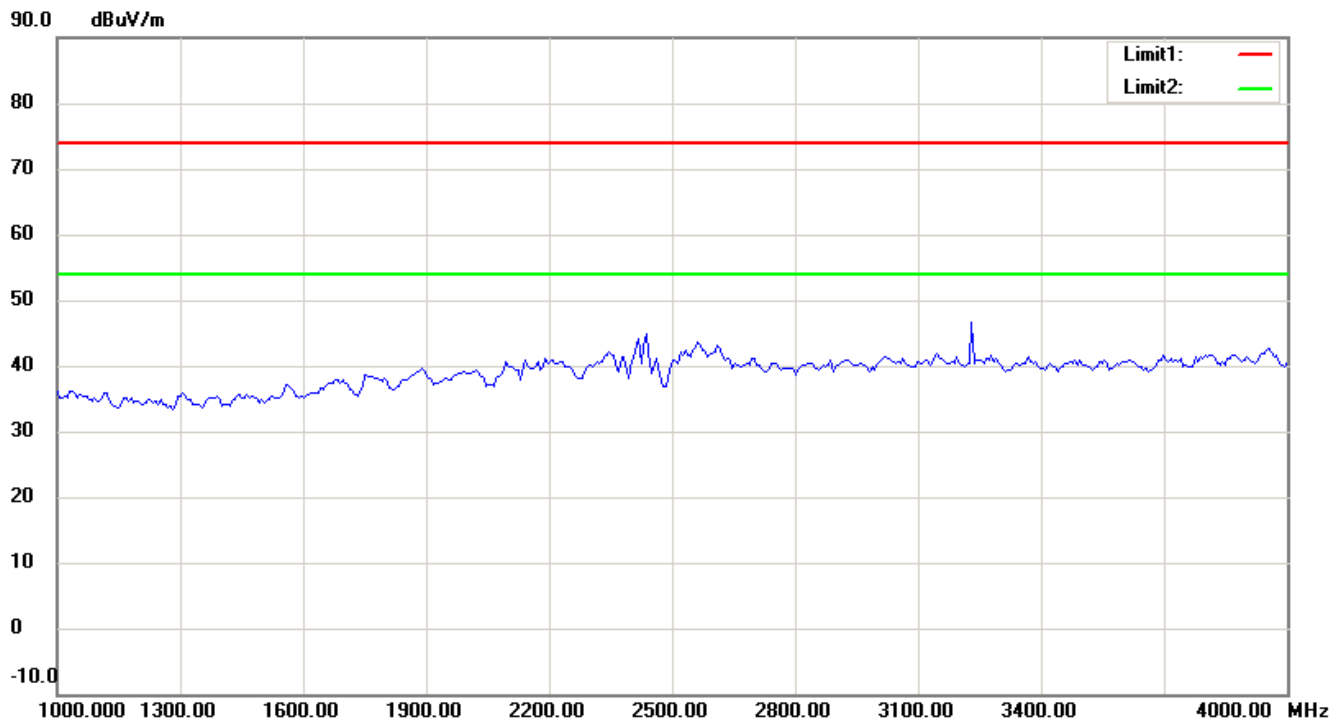
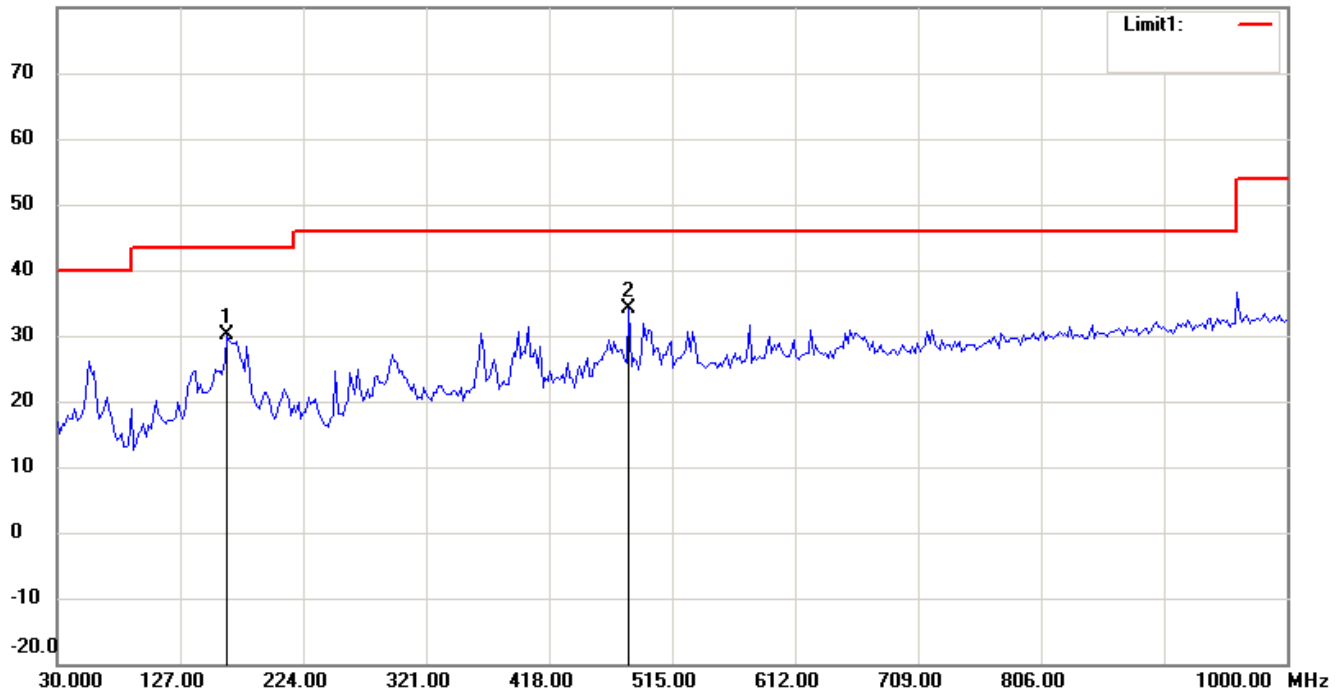
Registration number: W6M21311-13619-C-1

FCC ID: WKP-CDVW-01IP

802.11n 40MHz_CH1

Antenna Polarization H

80.0 dBuV/m



Up Line: Peak Limit Line Down Line: Ave Limit Line

Note:

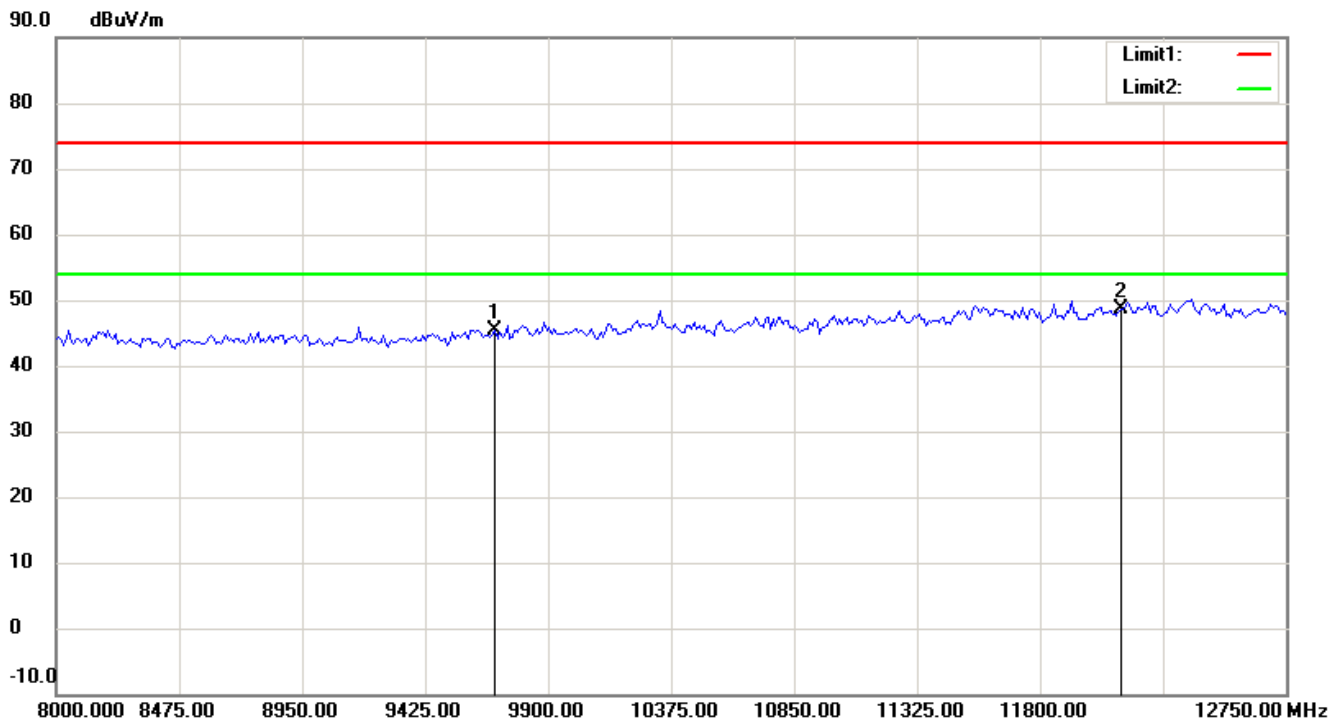
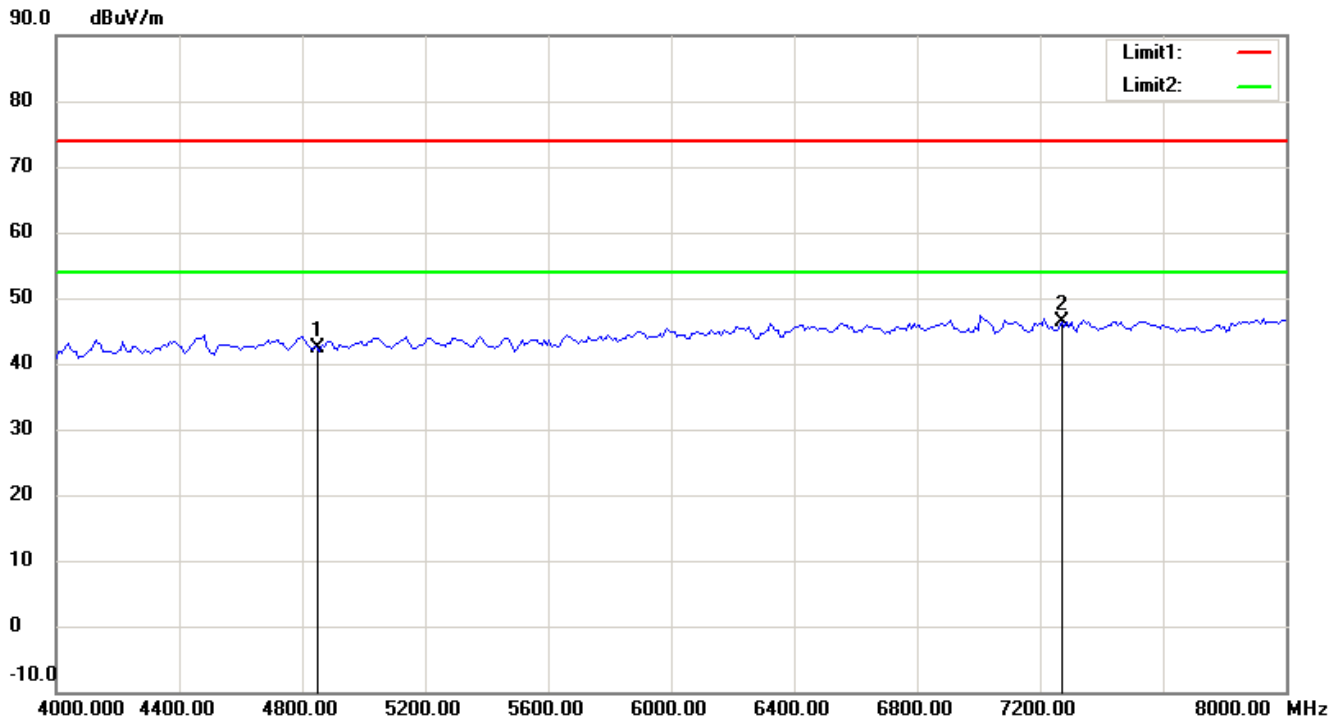
1. The attached measurement plots are preliminarily pre-scanned with peak detector for determining the final checking frequencies and are for reference only.
2. The some frequencies may exceed the limit line without the specified detectors, but that cannot present the results are failed to the specification of test standard.
3. For corrected test results are listed in the relevant table of radiated test data of this test report.



Worldwide Testing Services(Taiwan) Co., Ltd.

Registration number: W6M21311-13619-C-1

FCC ID: WKP-CDVW-011P



Up Line: Peak Limit Line Down Line: Ave Limit Line

Note:

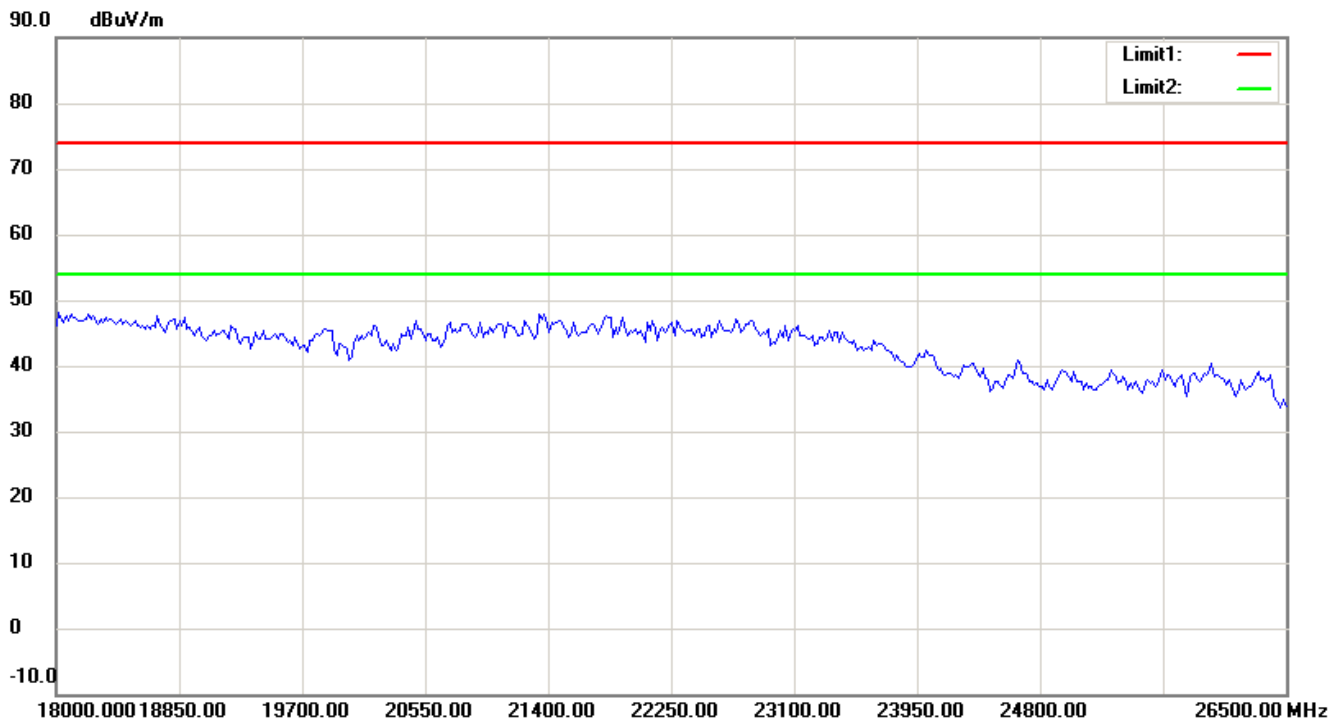
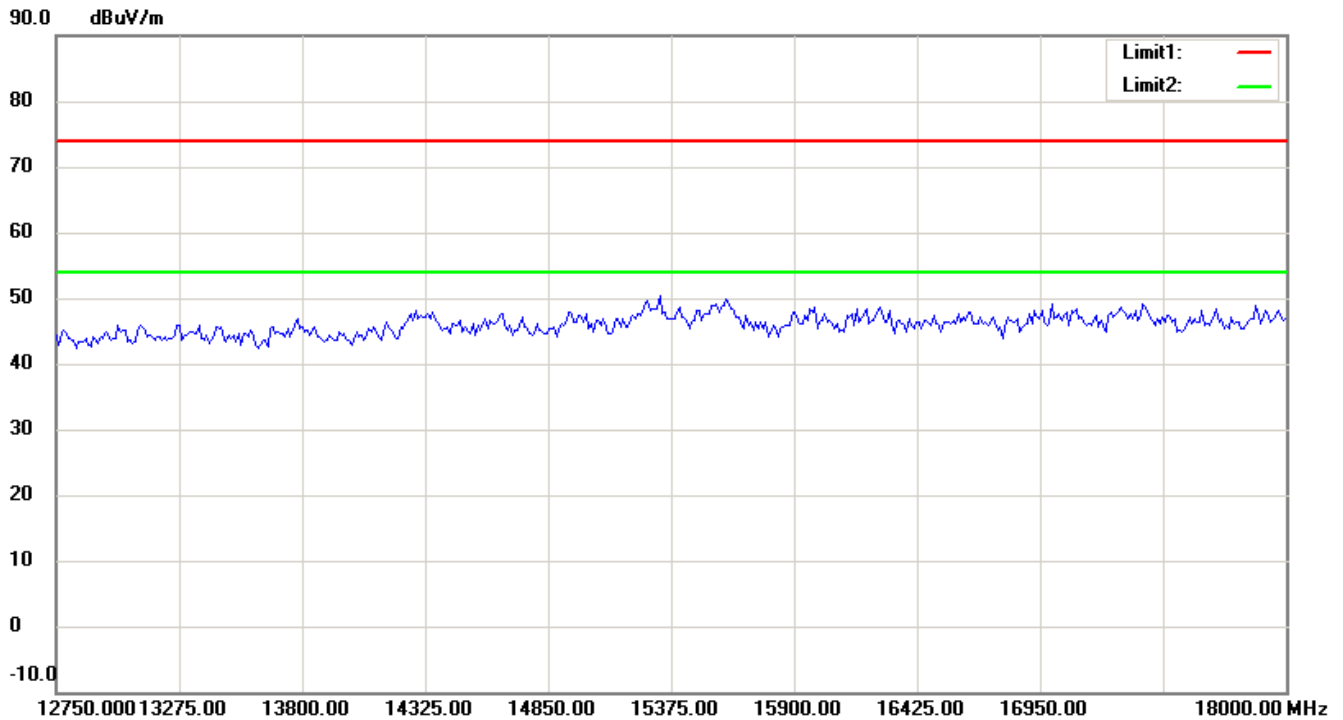
1. The attached measurement plots are preliminarily pre-scanned with peak detector for determining the final checking frequencies and are for reference only.
2. The some frequencies may exceed the limit line without the specified detectors, but that cannot present the results are failed to the specification of test standard.
3. For corrected test results are listed in the relevant table of radiated test data of this test report.



Worldwide Testing Services(Taiwan) Co., Ltd.

Registration number: W6M21311-13619-C-1

FCC ID: WKP-CDVW-011P



Up Line: Peak Limit Line Down Line: Ave Limit Line

Note:

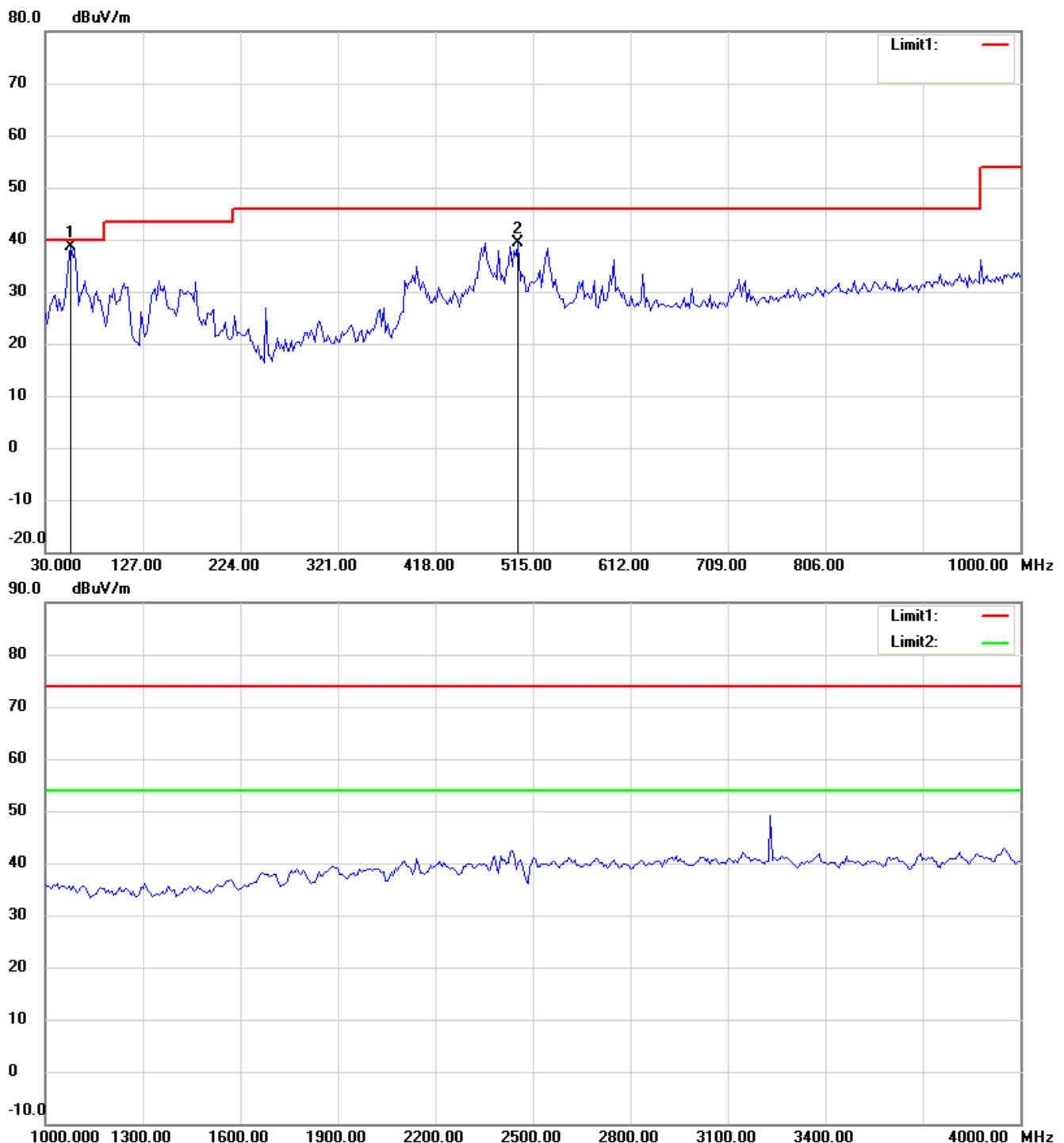
1. The attached measurement plots are preliminarily pre-scanned with peak detector for determining the final checking frequencies and are for reference only.
2. The some frequencies may exceed the limit line without the specified detectors, but that cannot present the results are failed to the specification of test standard.
3. For corrected test results are listed in the relevant table of radiated test data of this test report.



Registration number: W6M21311-13619-C-1

FCC ID: WKP-CDVW-011P

Antenna Polarization V



Up Line: Peak Limit Line Down Line: Ave Limit Line

Note:

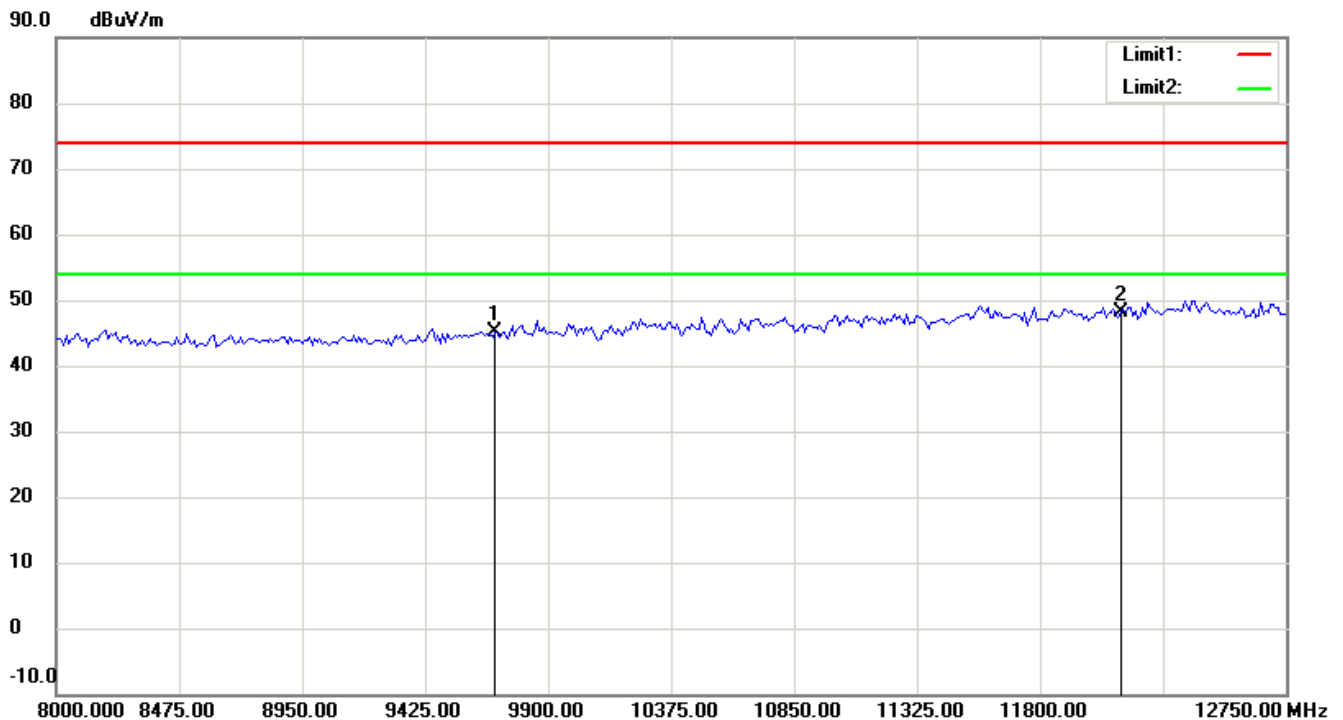
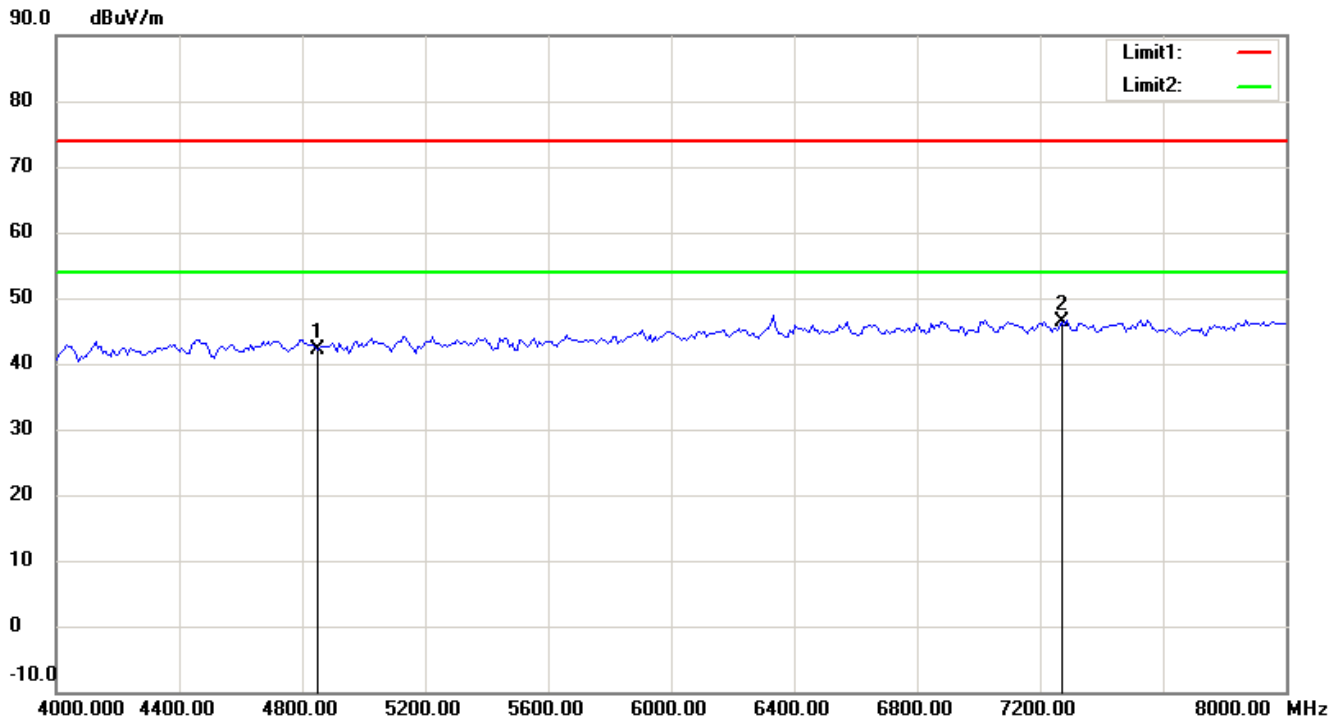
1. The attached measurement plots are preliminarily pre-scanned with peak detector for determining the final checking frequencies and are for reference only.
2. The some frequencies may exceed the limit line without the specified detectors, but that cannot present the results are failed to the specification of test standard.
3. For corrected test results are listed in the relevant table of radiated test data of this test report.



Worldwide Testing Services(Taiwan) Co., Ltd.

Registration number: W6M21311-13619-C-1

FCC ID: WKP-CDVW-011P



Up Line: Peak Limit Line Down Line: Ave Limit Line

Note:

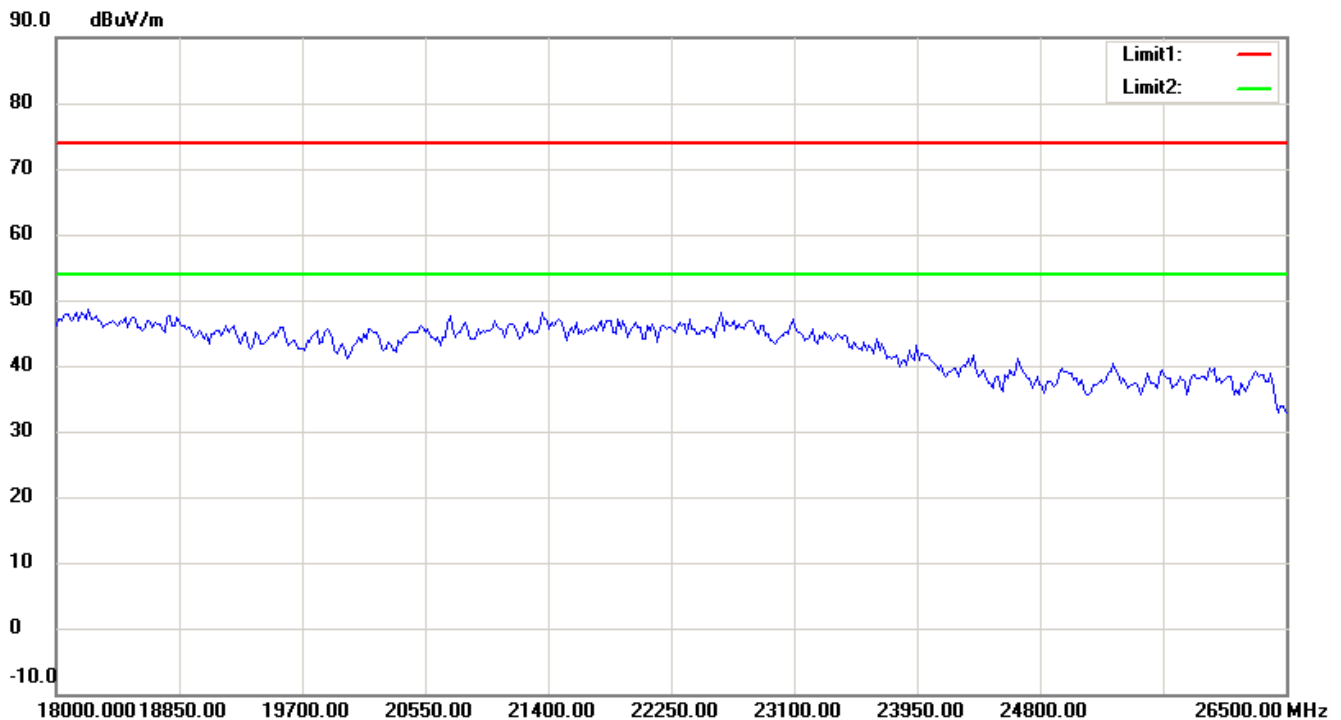
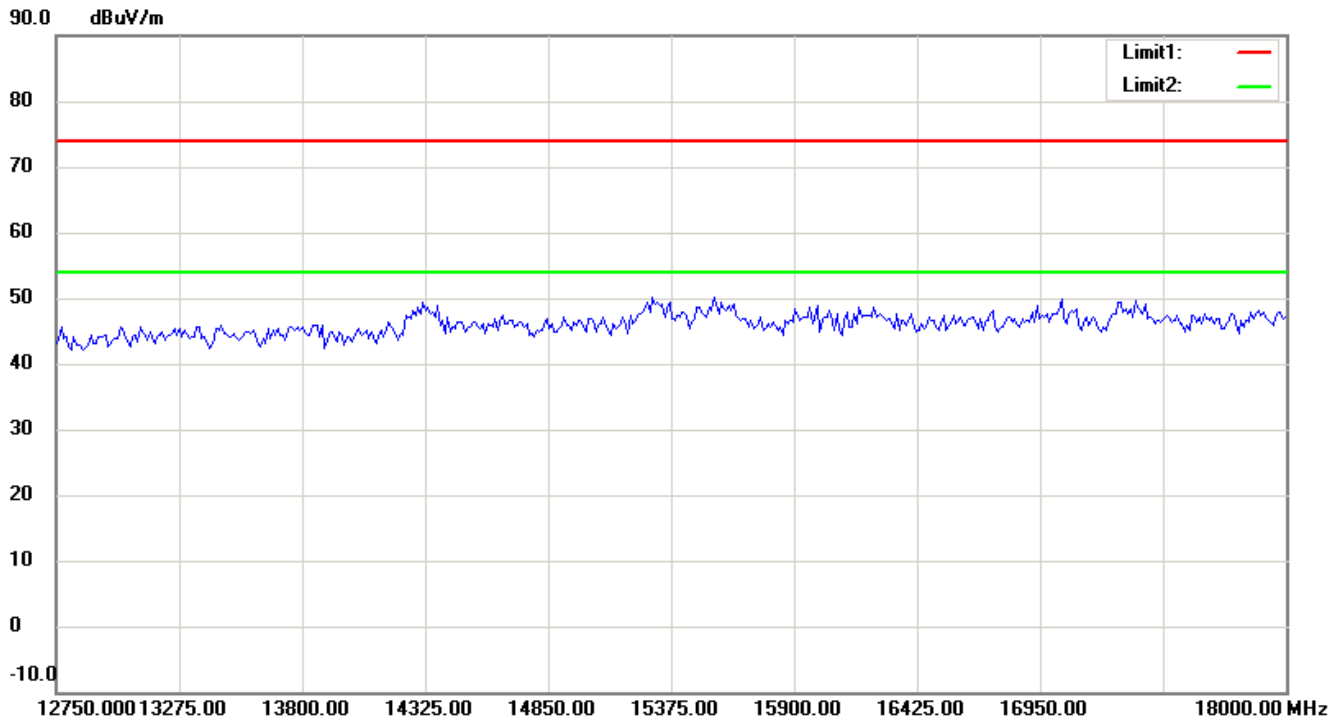
1. The attached measurement plots are preliminarily pre-scanned with peak detector for determining the final checking frequencies and are for reference only.
2. The some frequencies may exceed the limit line without the specified detectors, but that cannot present the results are failed to the specification of test standard.
3. For corrected test results are listed in the relevant table of radiated test data of this test report.



Worldwide Testing Services(Taiwan) Co., Ltd.

Registration number: W6M21311-13619-C-1

FCC ID: WKP-CDVW-011P



Up Line: Peak Limit Line Down Line: Ave Limit Line

Note:

1. The attached measurement plots are preliminarily pre-scanned with peak detector for determining the final checking frequencies and are for reference only.
2. The some frequencies may exceed the limit line without the specified detectors, but that cannot present the results are failed to the specification of test standard.
3. For corrected test results are listed in the relevant table of radiated test data of this test report.

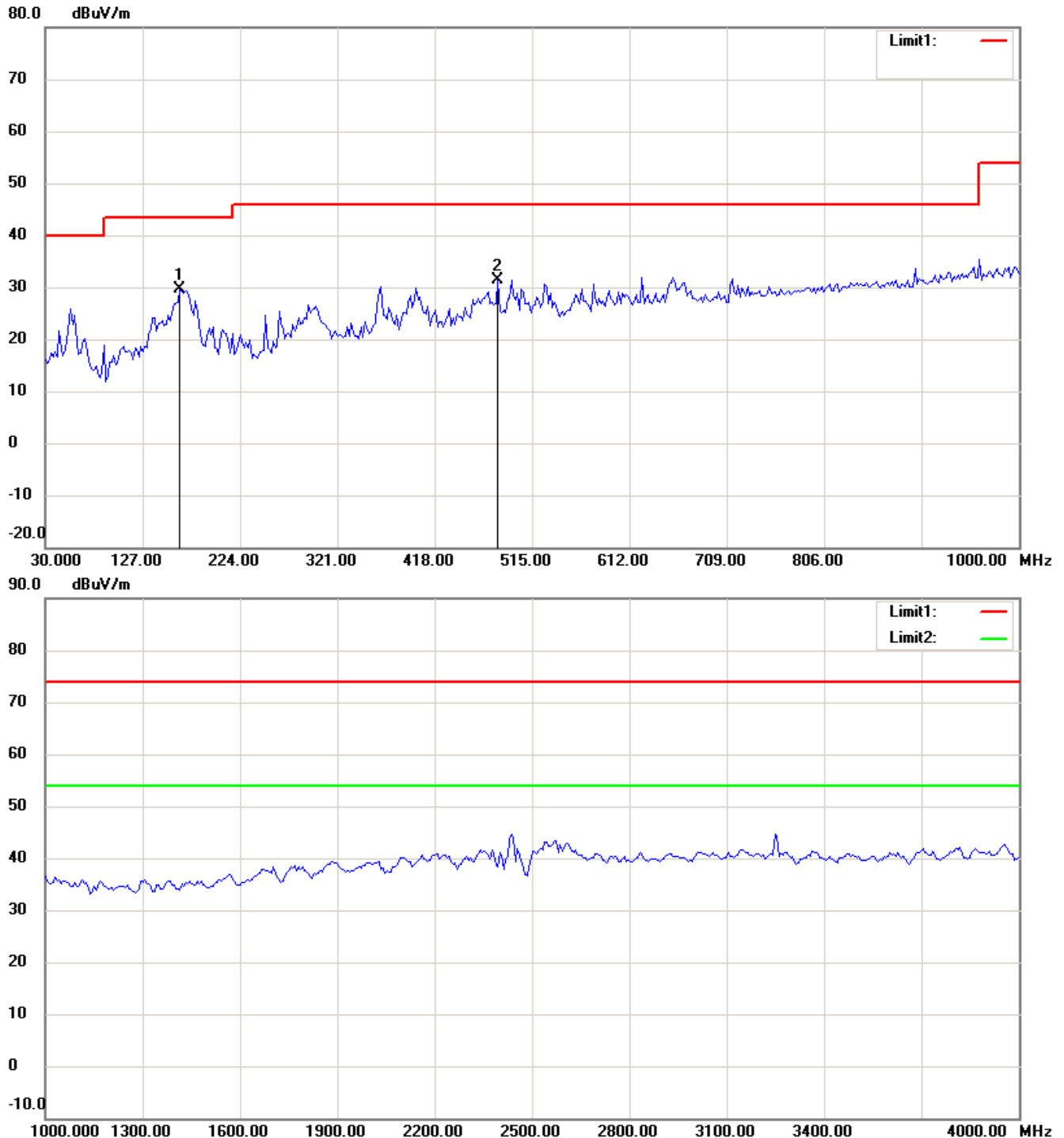


Registration number: W6M21311-13619-C-1

FCC ID: WKP-CDVW-011P

CH4

Antenna Polarization H



Up Line: Peak Limit Line Down Line: Ave Limit Line

Note:

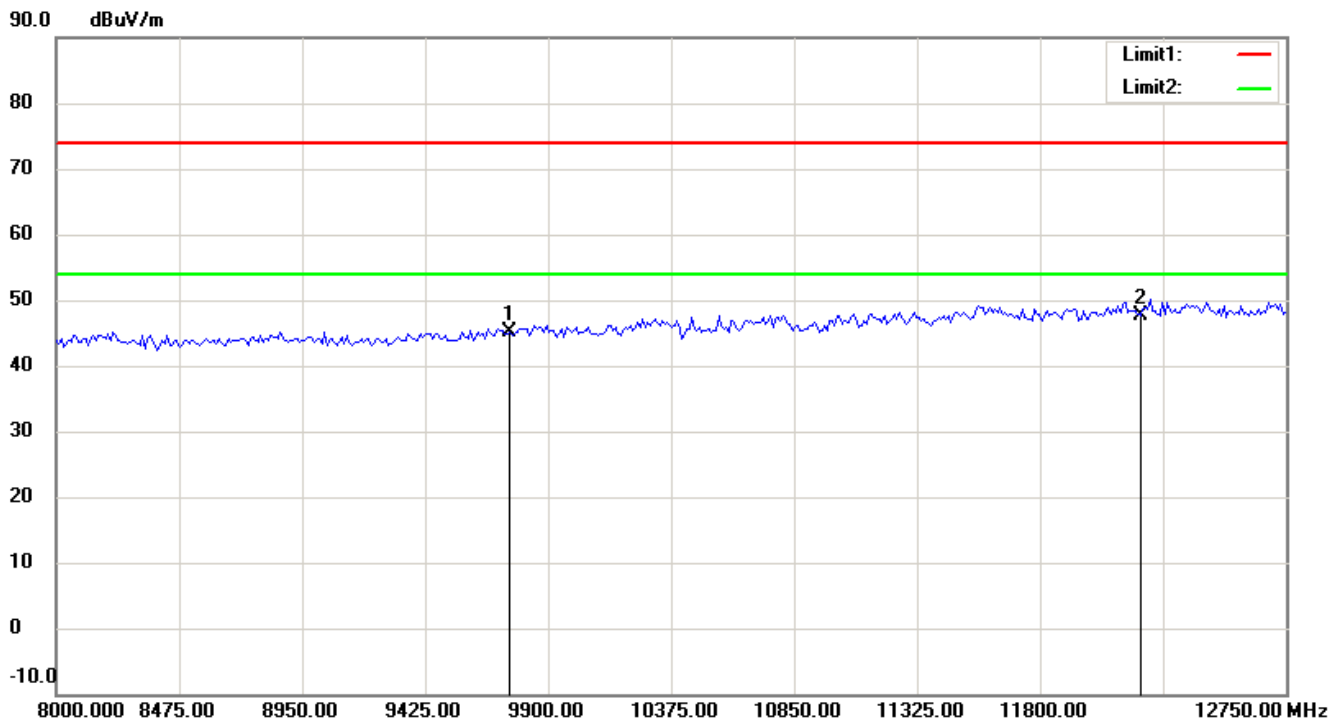
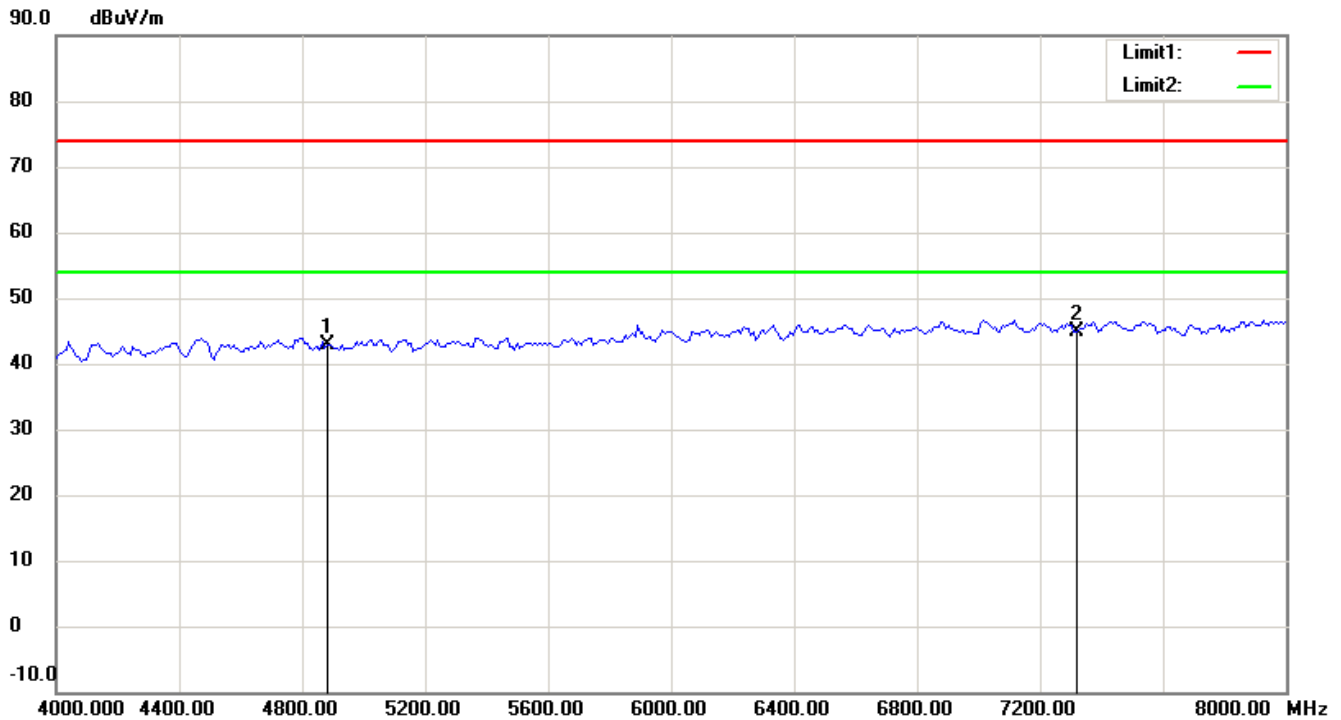
1. The attached measurement plots are preliminarily pre-scanned with peak detector for determining the final checking frequencies and are for reference only.
2. The some frequencies may exceed the limit line without the specified detectors, but that cannot present the results are failed to the specification of test standard.
3. For corrected test results are listed in the relevant table of radiated test data of this test report.



Worldwide Testing Services(Taiwan) Co., Ltd.

Registration number: W6M21311-13619-C-1

FCC ID: WKP-CDVW-011P



Up Line: Peak Limit Line Down Line: Ave Limit Line

Note:

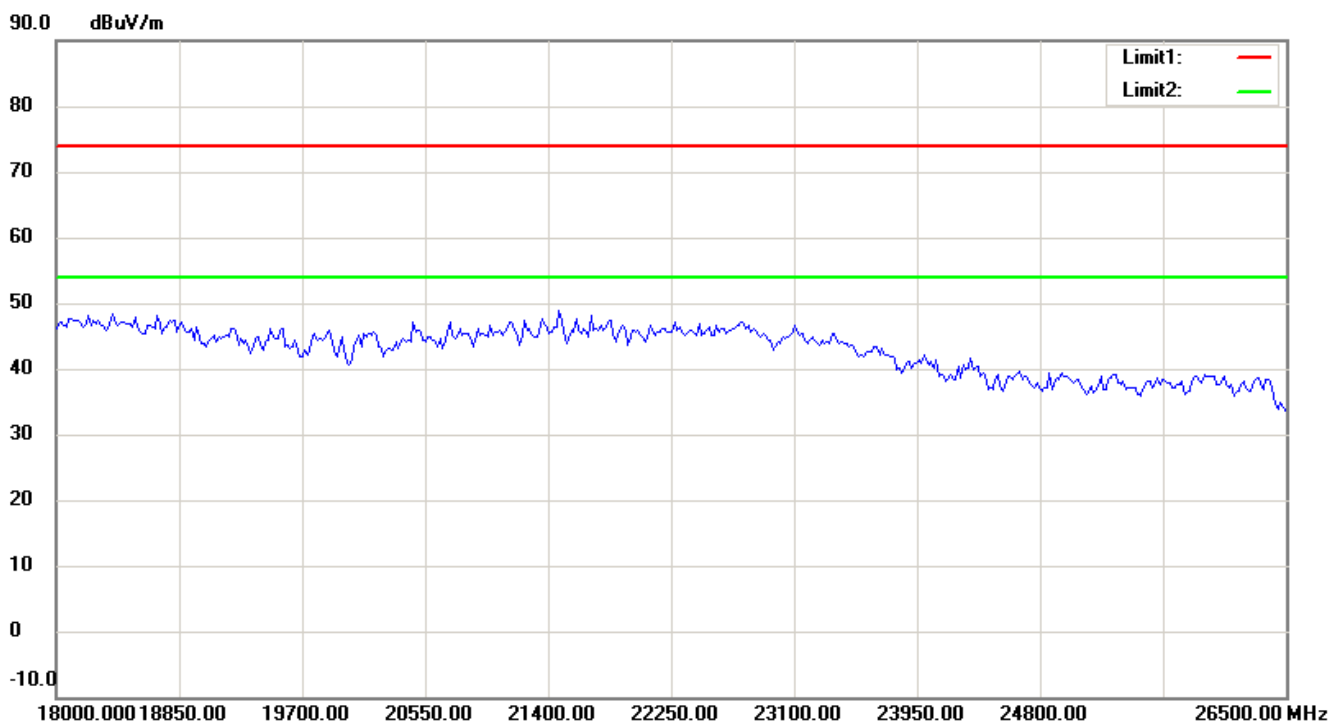
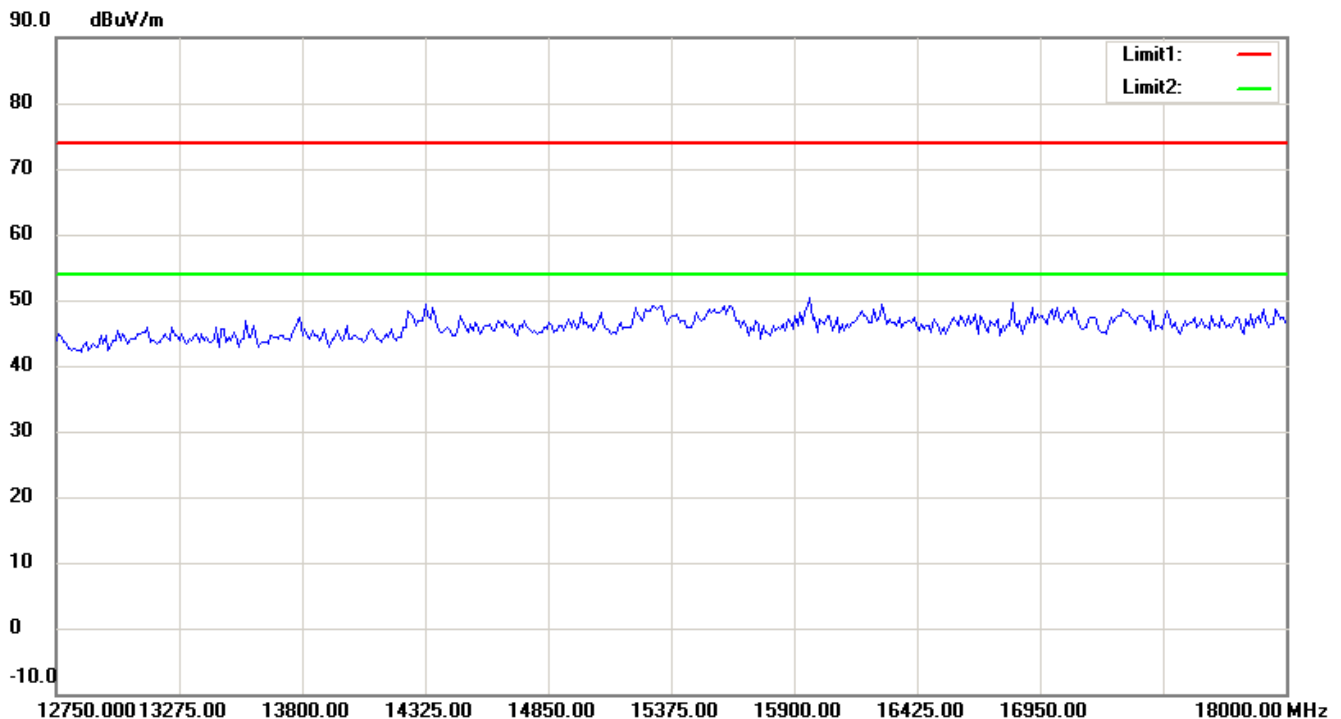
1. The attached measurement plots are preliminarily pre-scanned with peak detector for determining the final checking frequencies and are for reference only.
2. The some frequencies may exceed the limit line without the specified detectors, but that cannot present the results are failed to the specification of test standard.
3. For corrected test results are listed in the relevant table of radiated test data of this test report.



Worldwide Testing Services(Taiwan) Co., Ltd.

Registration number: W6M21311-13619-C-1

FCC ID: WKP-CDVW-011P



Up Line: Peak Limit Line Down Line: Ave Limit Line

Note:

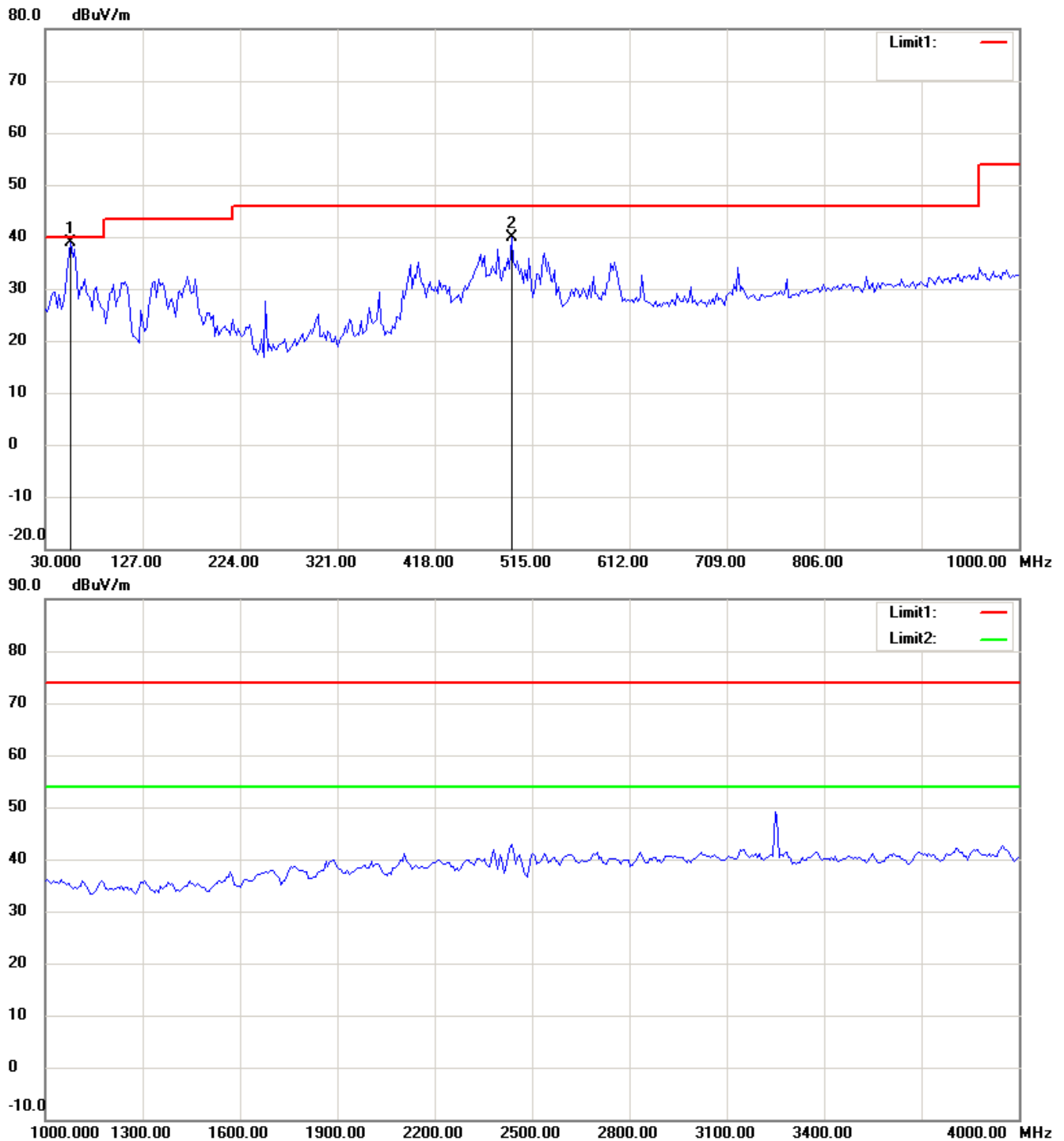
1. The attached measurement plots are preliminarily pre-scanned with peak detector for determining the final checking frequencies and are for reference only.
2. The some frequencies may exceed the limit line without the specified detectors, but that cannot present the results are failed to the specification of test standard.
3. For corrected test results are listed in the relevant table of radiated test data of this test report.



Registration number: W6M21311-13619-C-1

FCC ID: WKP-CDVW-01IP

Antenna Polarization V



Up Line: Peak Limit Line Down Line: Ave Limit Line

Note:

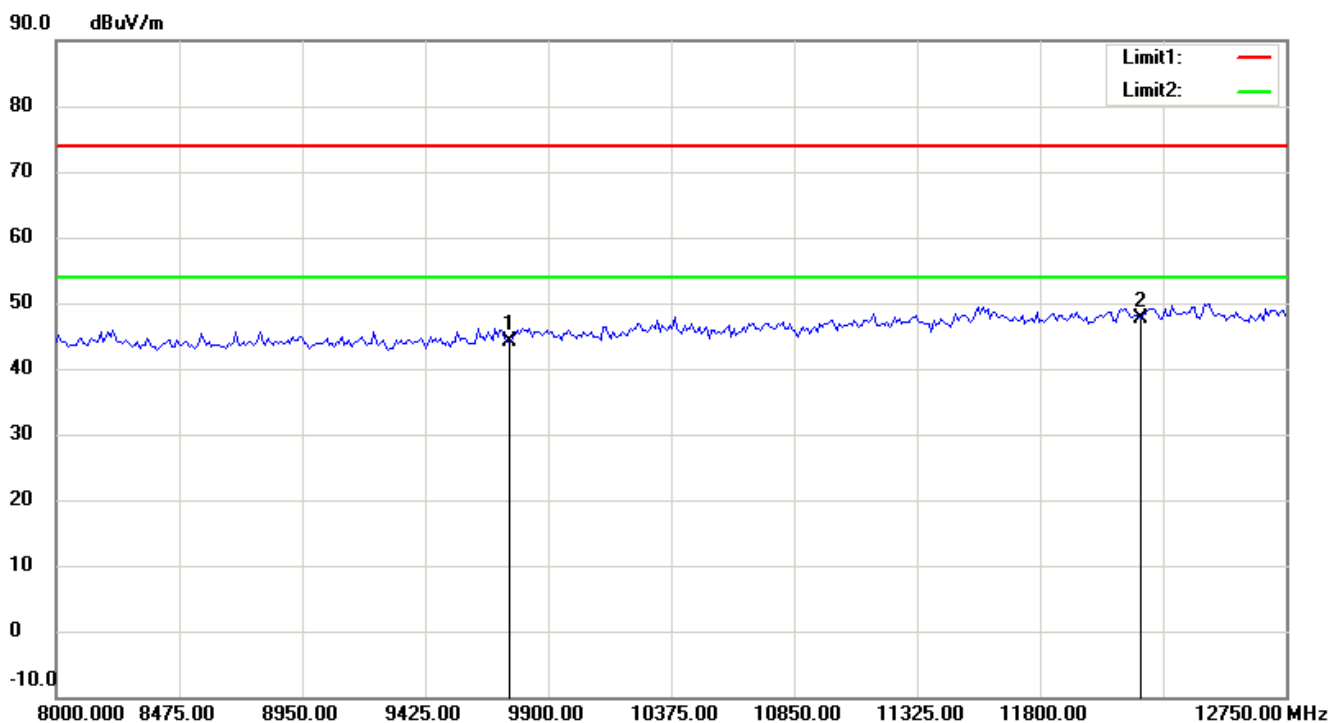
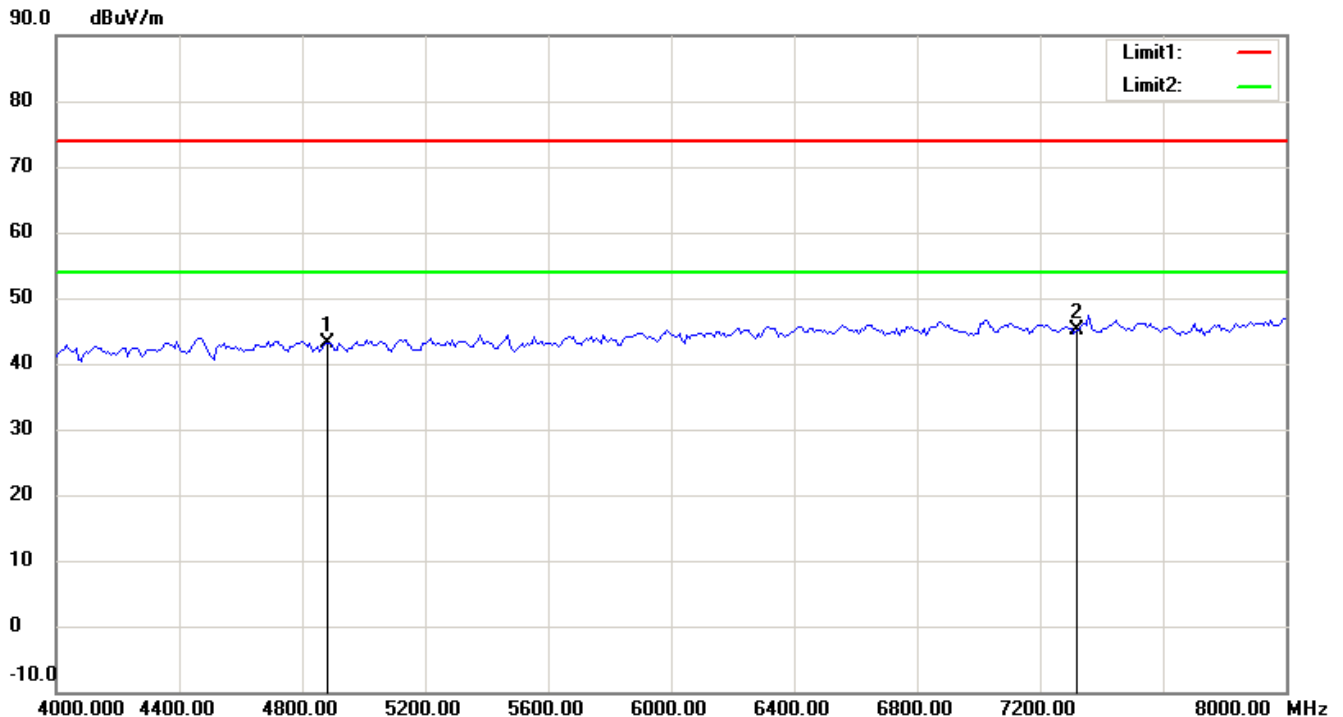
1. The attached measurement plots are preliminarily pre-scanned with peak detector for determining the final checking frequencies and are for reference only.
2. The some frequencies may exceed the limit line without the specified detectors, but that cannot present the results are failed to the specification of test standard.
3. For corrected test results are listed in the relevant table of radiated test data of this test report.



Worldwide Testing Services(Taiwan) Co., Ltd.

Registration number: W6M21311-13619-C-1

FCC ID: WKP-CDVW-01IP



Up Line: Peak Limit Line Down Line: Ave Limit Line

Note:

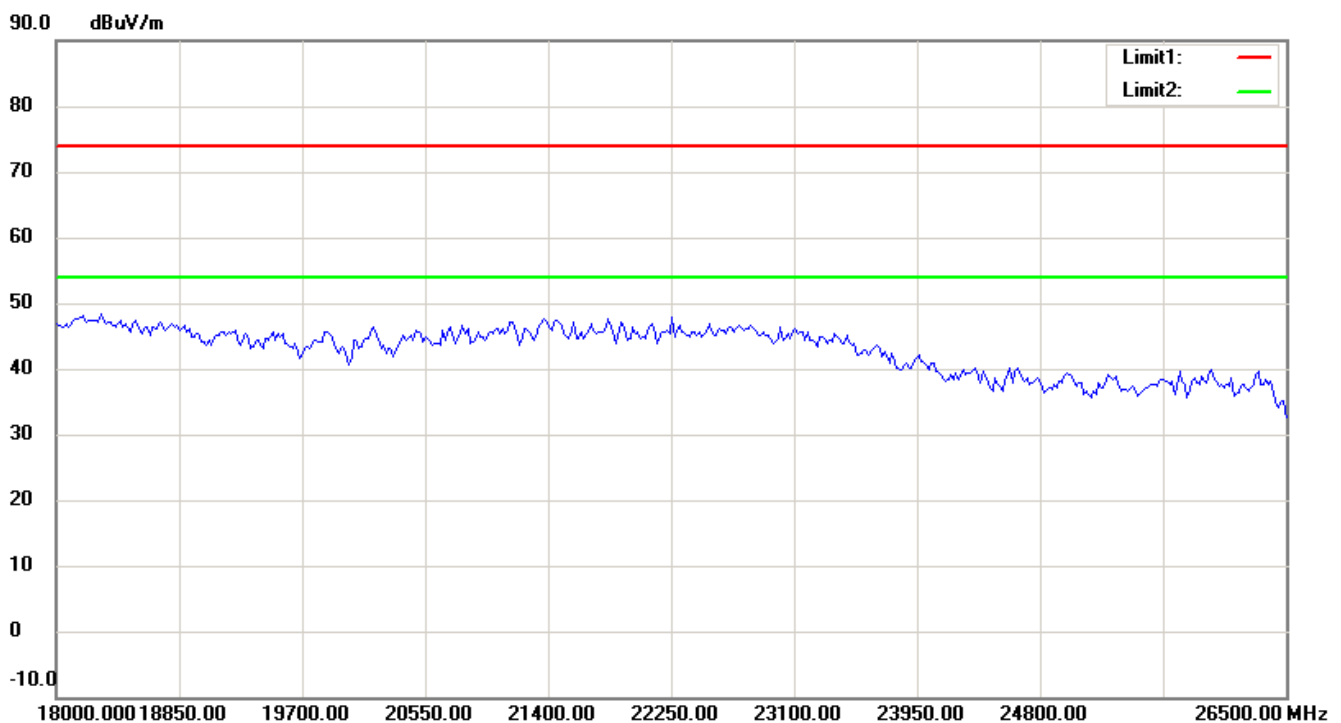
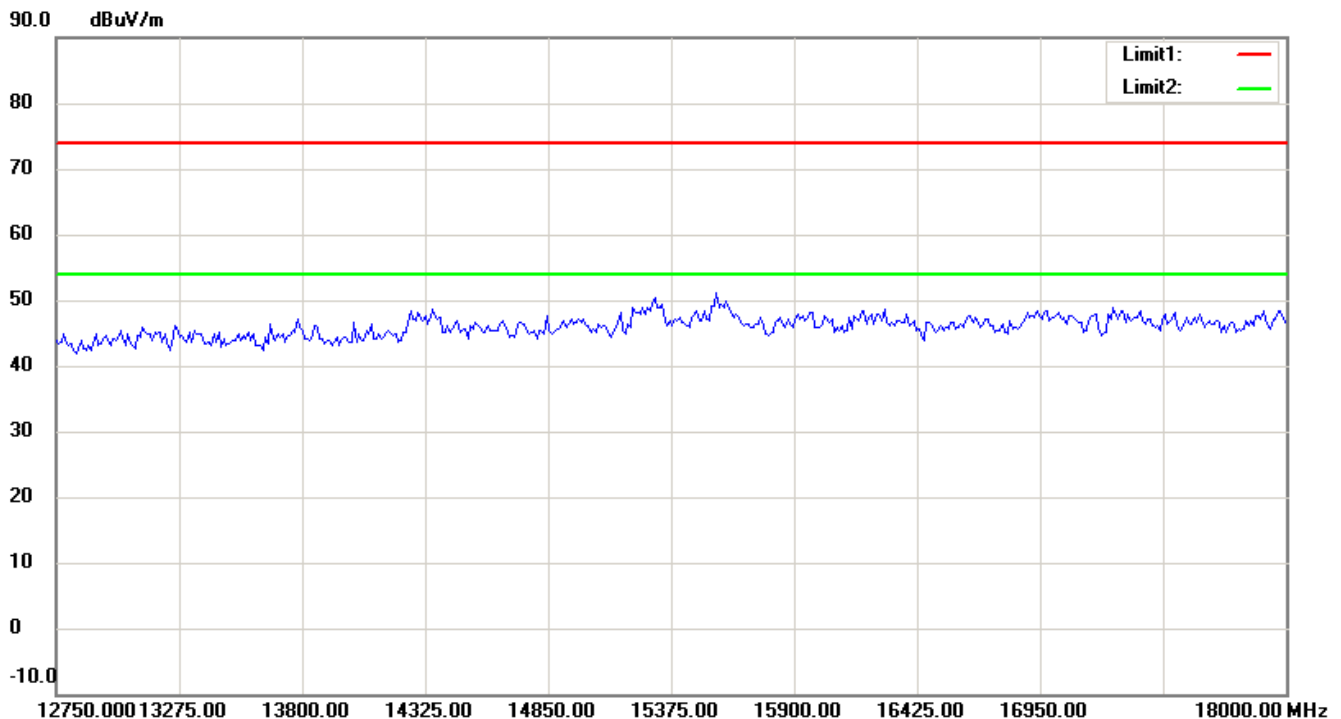
1. The attached measurement plots are preliminarily pre-scanned with peak detector for determining the final checking frequencies and are for reference only.
2. The some frequencies may exceed the limit line without the specified detectors, but that cannot present the results are failed to the specification of test standard.
3. For corrected test results are listed in the relevant table of radiated test data of this test report.



Worldwide Testing Services(Taiwan) Co., Ltd.

Registration number: W6M21311-13619-C-1

FCC ID: WKP-CDVW-011P



Up Line: Peak Limit Line Down Line: Ave Limit Line

Note:

1. The attached measurement plots are preliminarily pre-scanned with peak detector for determining the final checking frequencies and are for reference only.
2. The some frequencies may exceed the limit line without the specified detectors, but that cannot present the results are failed to the specification of test standard.
3. For corrected test results are listed in the relevant table of radiated test data of this test report.

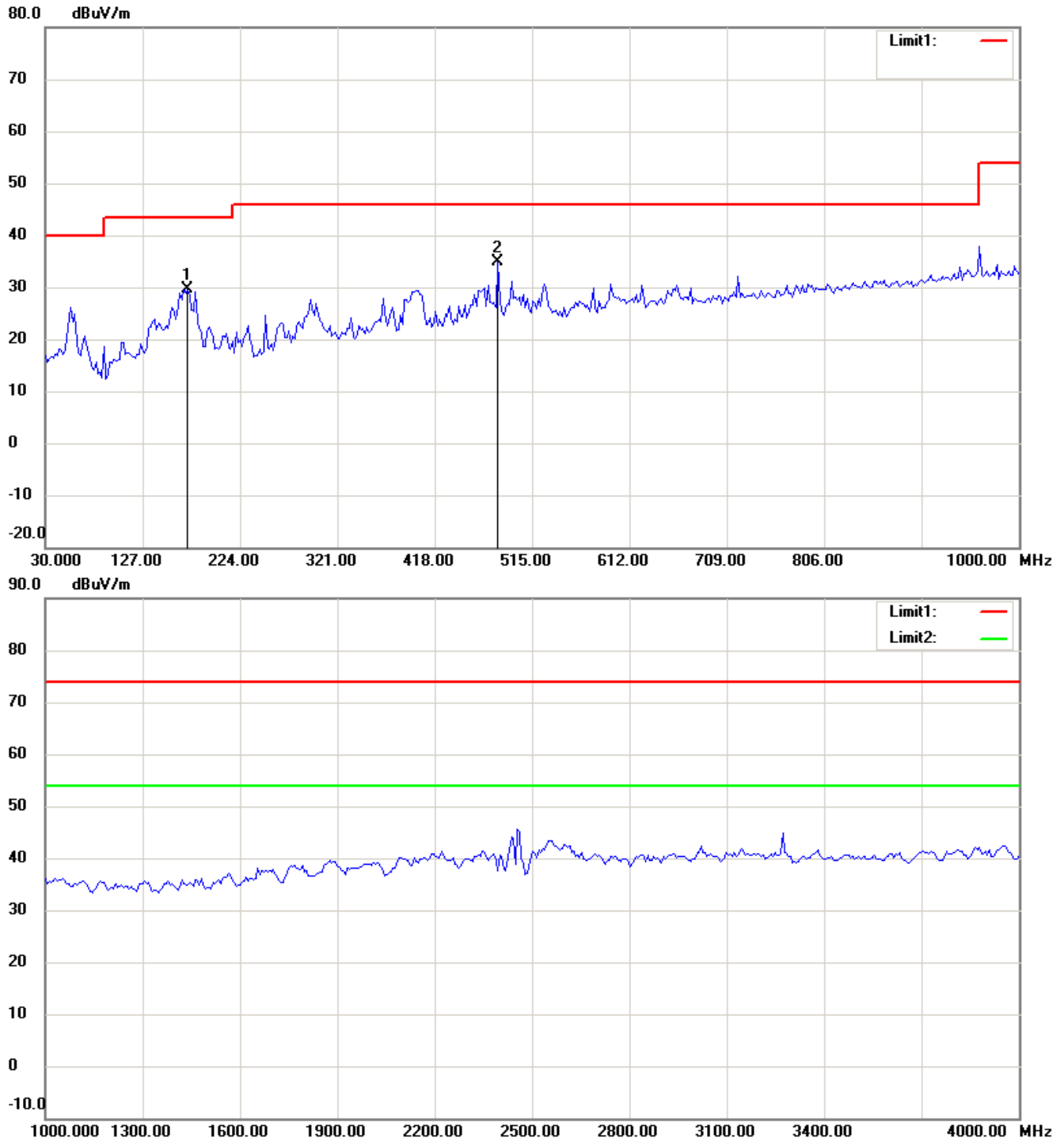


Registration number: W6M21311-13619-C-1

FCC ID: WKP-CDVW-011P

CH7

Antenna Polarization H



Up Line: Peak Limit Line Down Line: Ave Limit Line

Note:

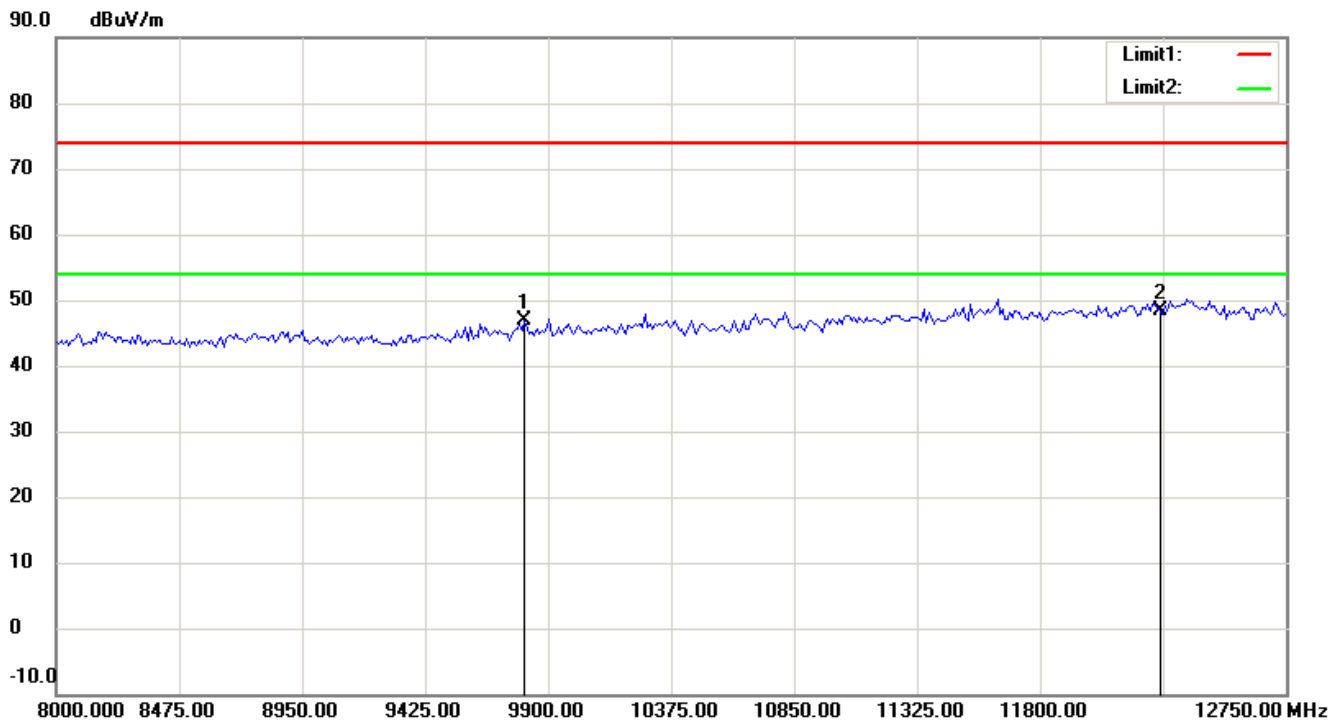
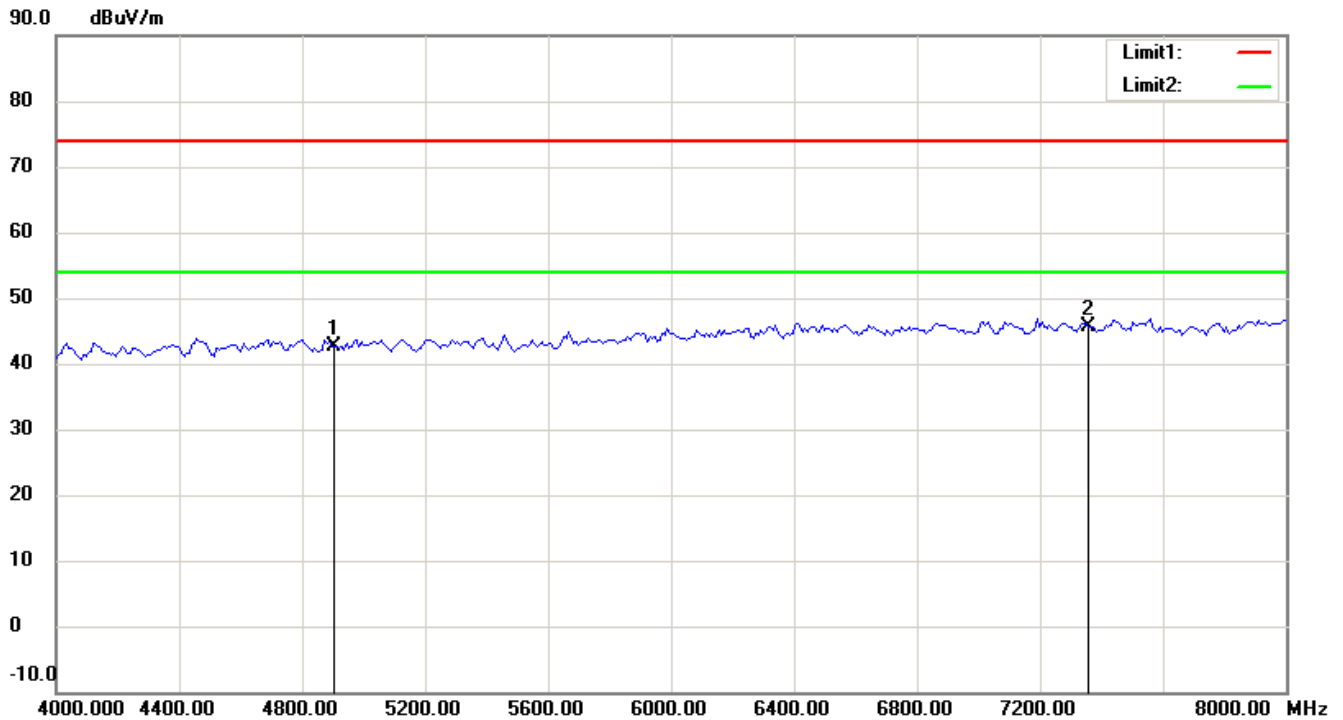
1. The attached measurement plots are preliminarily pre-scanned with peak detector for determining the final checking frequencies and are for reference only.
2. The some frequencies may exceed the limit line without the specified detectors, but that cannot present the results are failed to the specification of test standard.
3. For corrected test results are listed in the relevant table of radiated test data of this test report.



Worldwide Testing Services(Taiwan) Co., Ltd.

Registration number: W6M21311-13619-C-1

FCC ID: WKP-CDVW-011P



Up Line: Peak Limit Line Down Line: Ave Limit Line

Note:

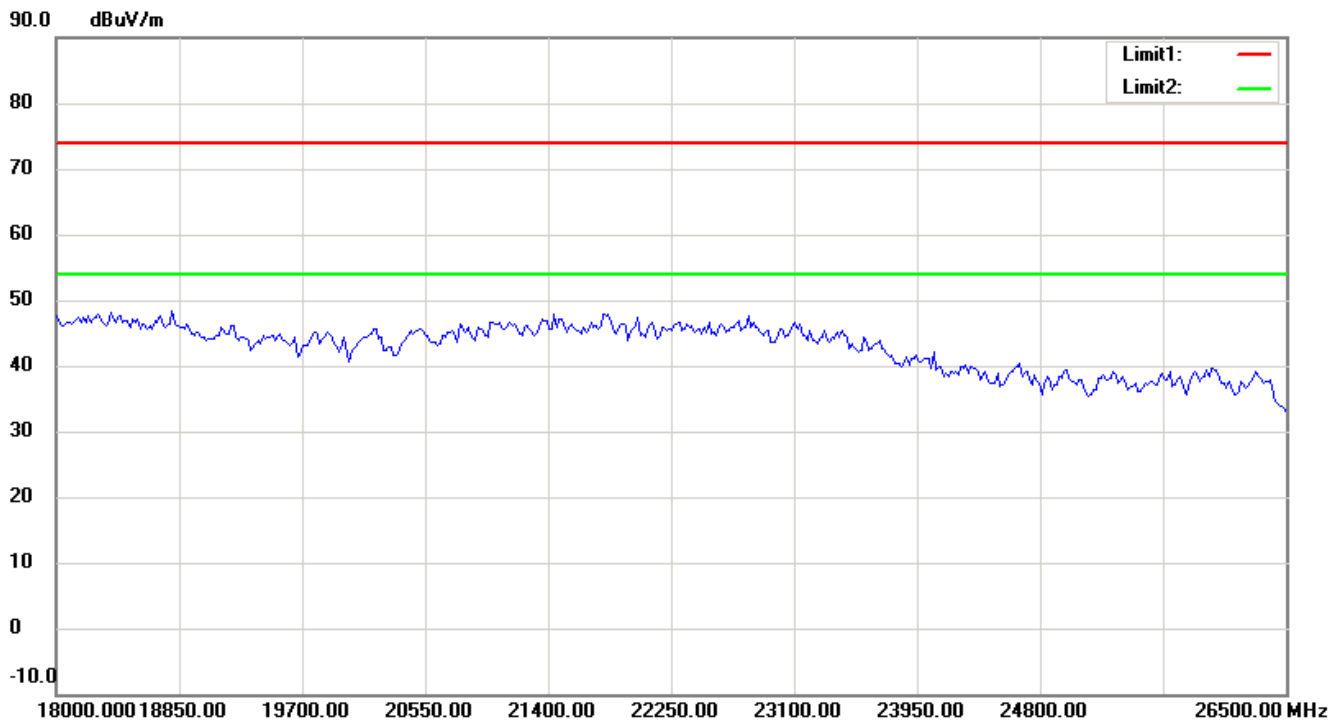
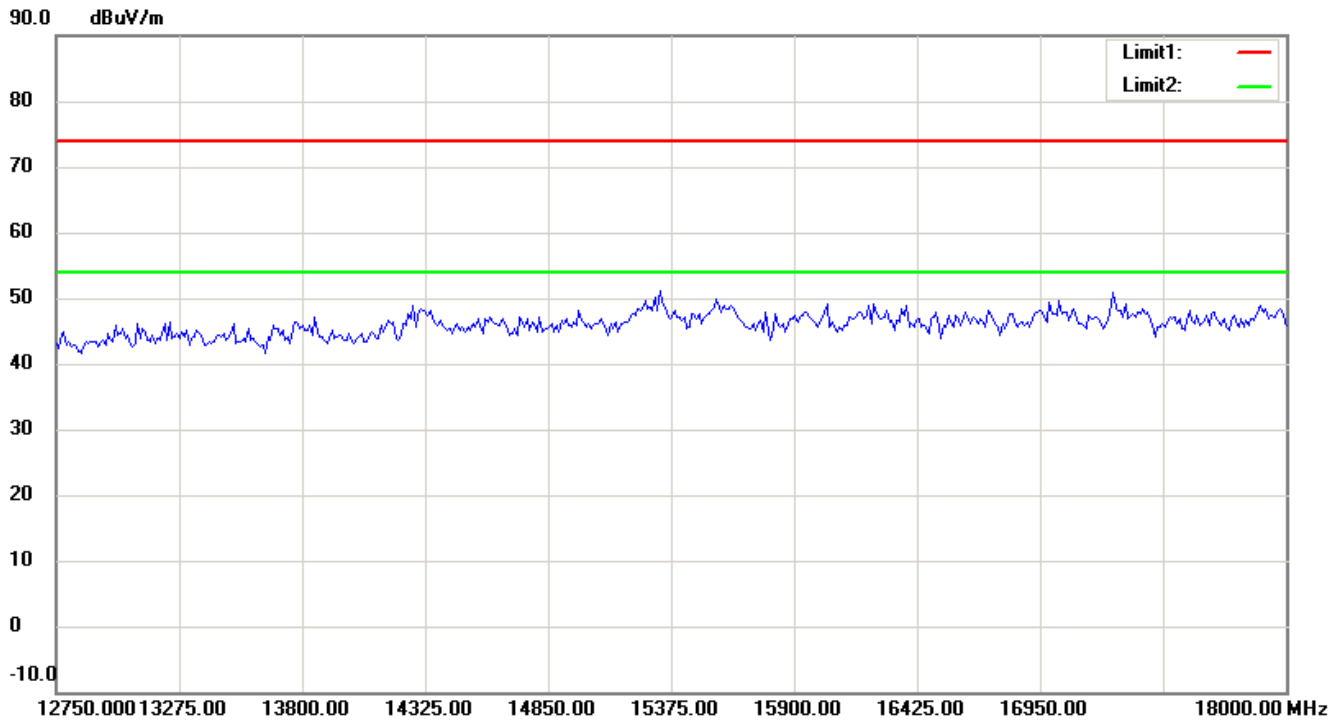
1. The attached measurement plots are preliminarily pre-scanned with peak detector for determining the final checking frequencies and are for reference only.
2. The some frequencies may exceed the limit line without the specified detectors, but that cannot present the results are failed to the specification of test standard.
3. For corrected test results are listed in the relevant table of radiated test data of this test report.



Worldwide Testing Services(Taiwan) Co., Ltd.

Registration number: W6M21311-13619-C-1

FCC ID: WKP-CDVW-011P



Up Line: Peak Limit Line Down Line: Ave Limit Line

Note:

1. The attached measurement plots are preliminarily pre-scanned with peak detector for determining the final checking frequencies and are for reference only.
2. The some frequencies may exceed the limit line without the specified detectors, but that cannot present the results are failed to the specification of test standard.
3. For corrected test results are listed in the relevant table of radiated test data of this test report.

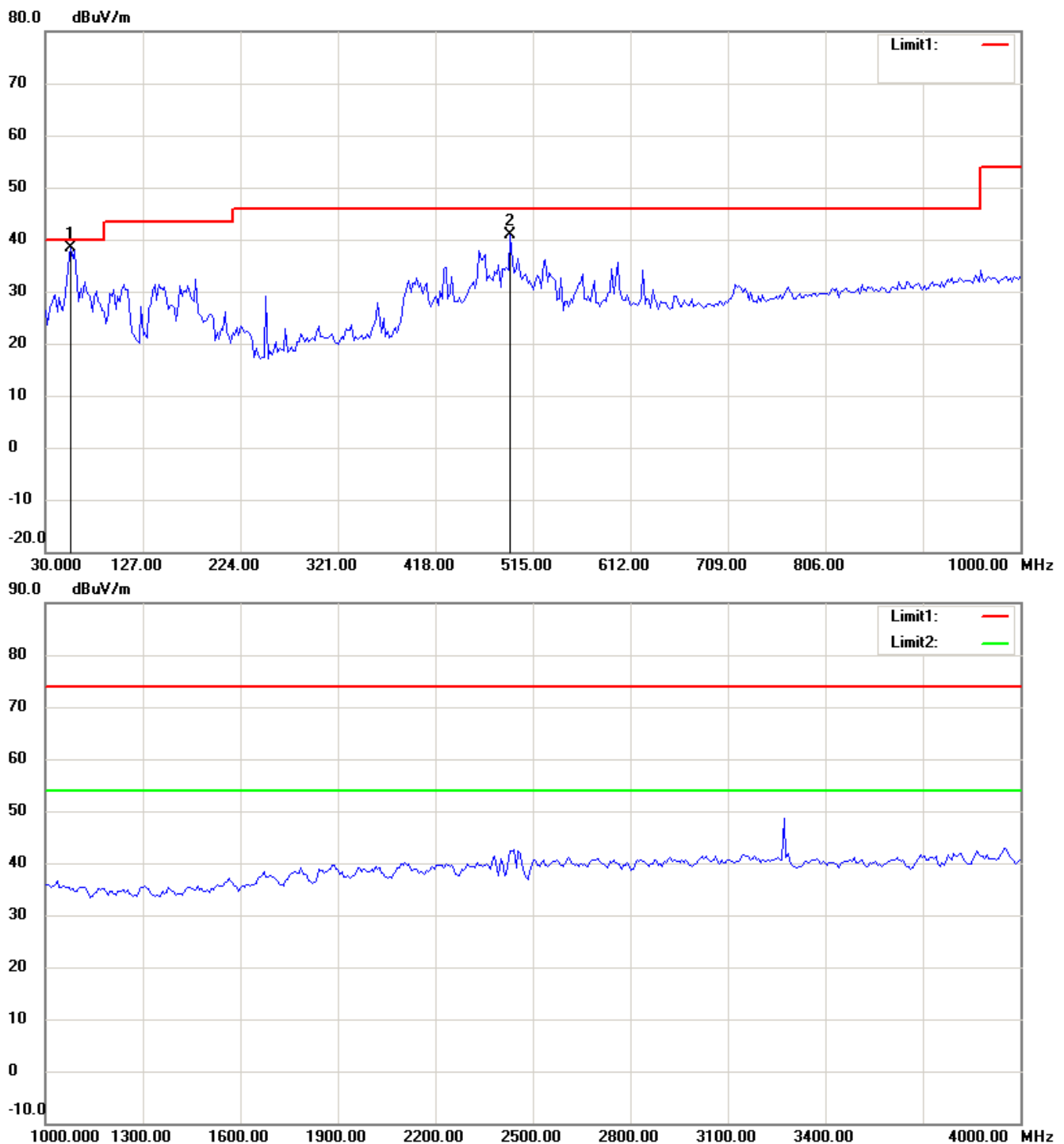


Worldwide Testing Services(Taiwan) Co., Ltd.

Registration number: W6M21311-13619-C-1

FCC ID: WKP-CDVW-01IP

Antenna Polarization V



Up Line: Peak Limit Line Down Line: Ave Limit Line

Note:

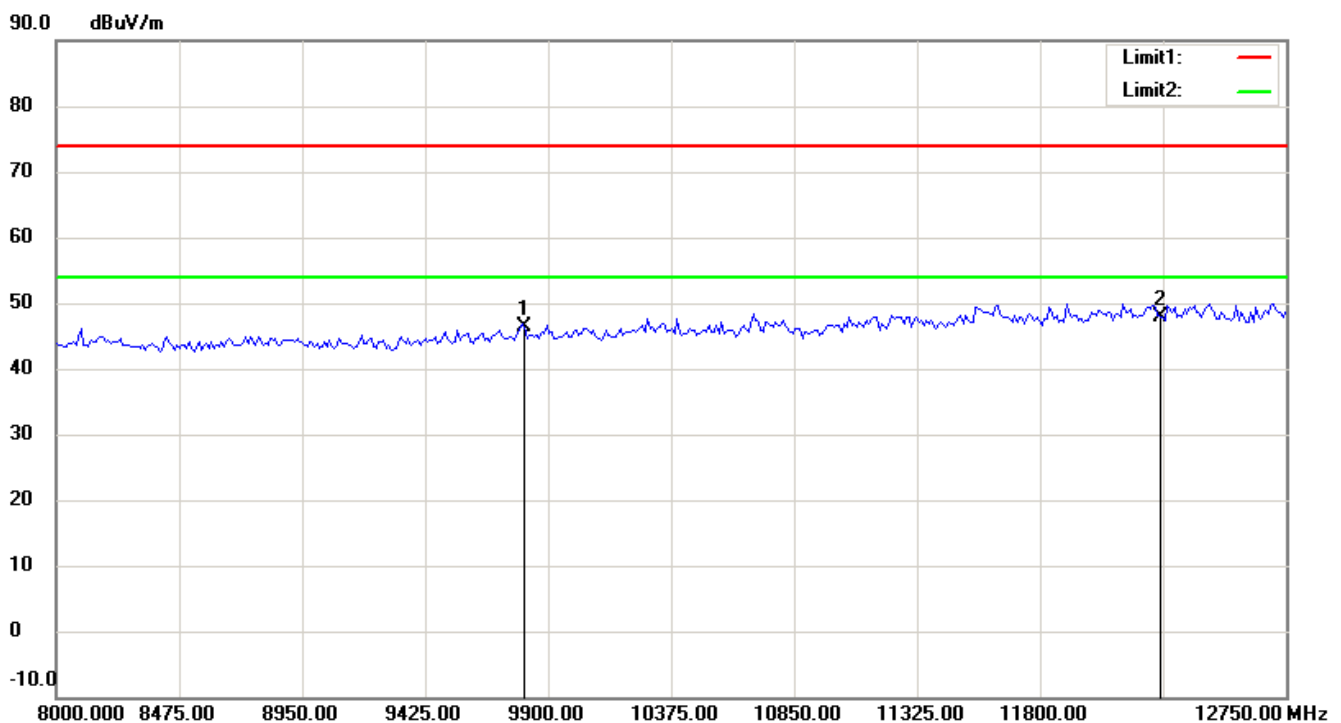
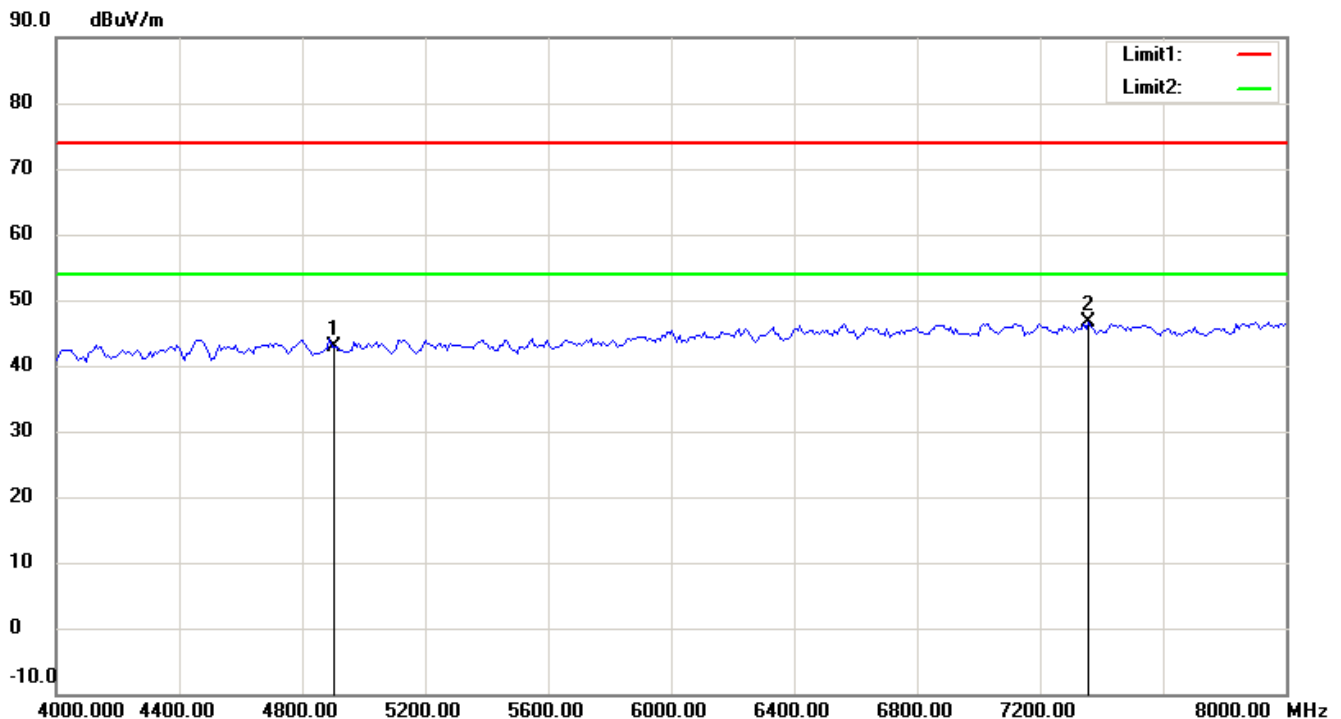
1. The attached measurement plots are preliminarily pre-scanned with peak detector for determining the final checking frequencies and are for reference only.
2. The some frequencies may exceed the limit line without the specified detectors, but that cannot present the results are failed to the specification of test standard.
3. For corrected test results are listed in the relevant table of radiated test data of this test report.



Worldwide Testing Services(Taiwan) Co., Ltd.

Registration number: W6M21311-13619-C-1

FCC ID: WKP-CDVW-01IP



Up Line: Peak Limit Line Down Line: Ave Limit Line

Note:

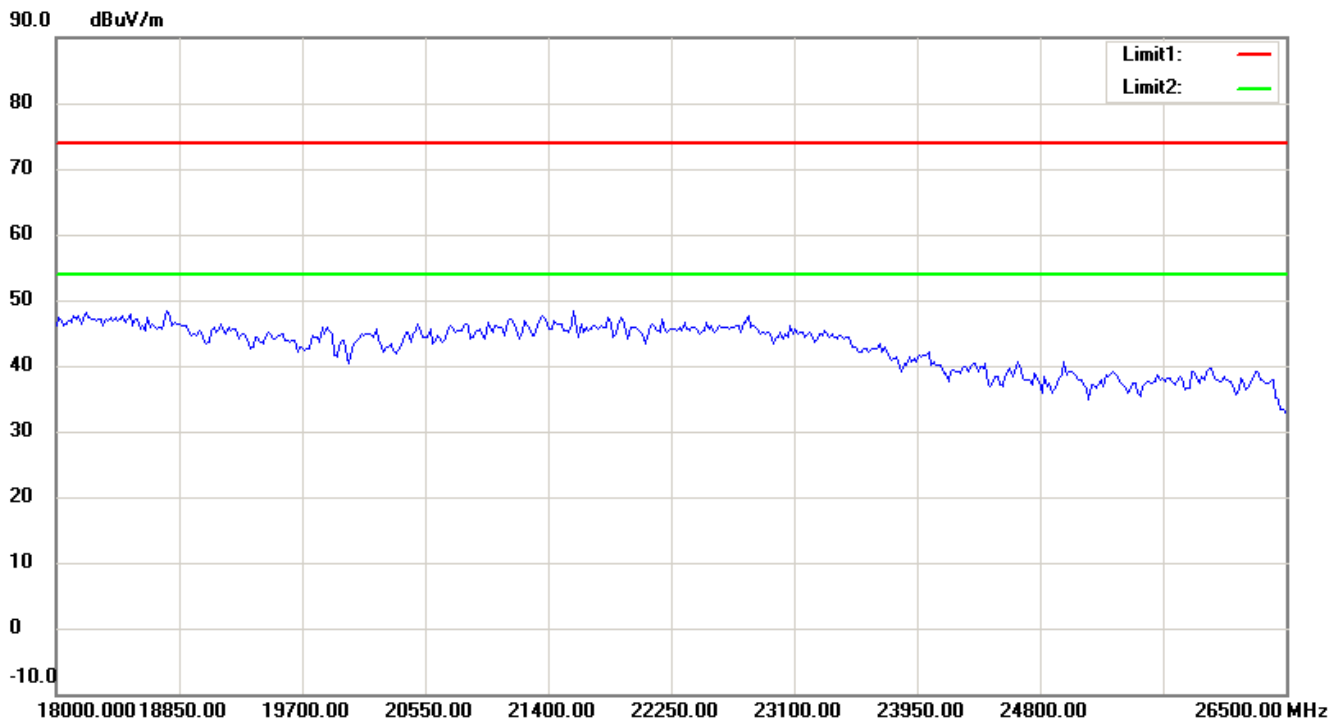
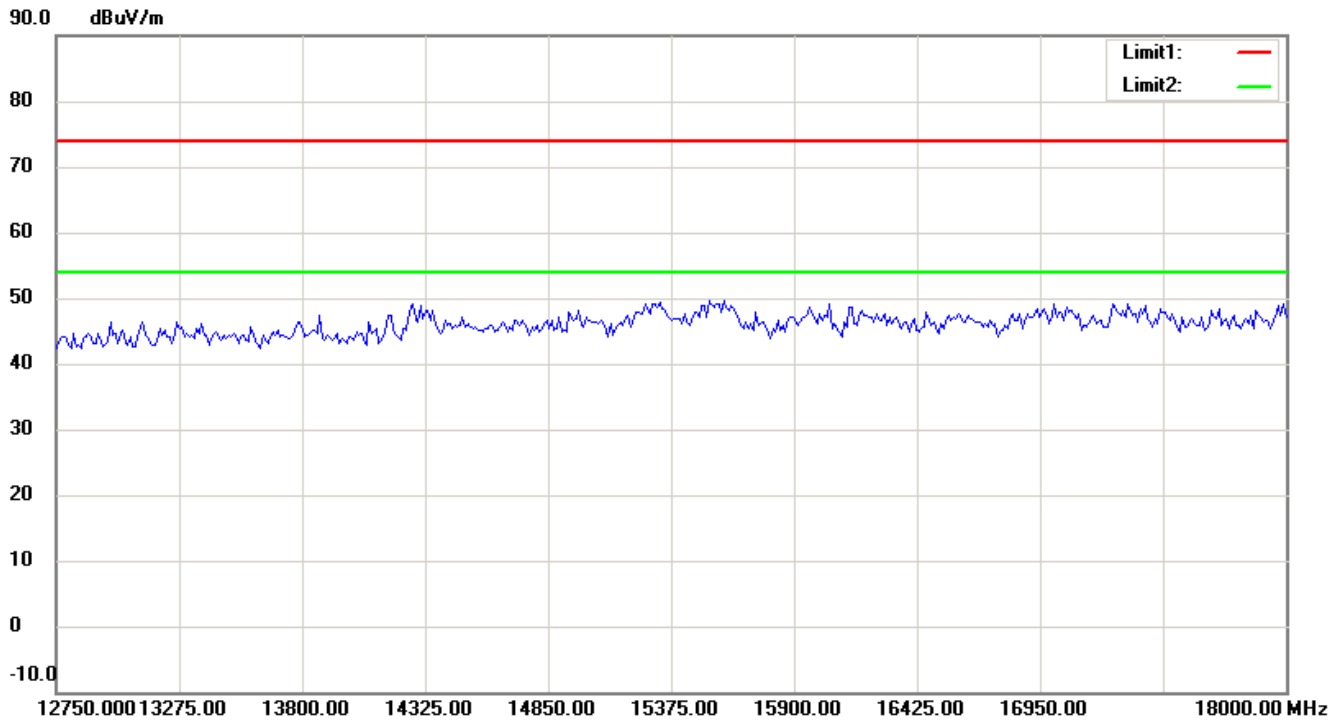
1. The attached measurement plots are preliminarily pre-scanned with peak detector for determining the final checking frequencies and are for reference only.
2. The some frequencies may exceed the limit line without the specified detectors, but that cannot present the results are failed to the specification of test standard.
3. For corrected test results are listed in the relevant table of radiated test data of this test report.



Worldwide Testing Services(Taiwan) Co., Ltd.

Registration number: W6M21311-13619-C-1

FCC ID: WKP-CDVW-011P



Up Line: Peak Limit Line Down Line: Ave Limit Line

Note:

1. The attached measurement plots are preliminarily pre-scanned with peak detector for determining the final checking frequencies and are for reference only.
2. The some frequencies may exceed the limit line without the specified detectors, but that cannot present the results are failed to the specification of test standard.
3. For corrected test results are listed in the relevant table of radiated test data of this test report.